SALLY SWANSON
ARCHITECTS, INC.

City of Chowchilla

Americans with Disabilities Act Transition Plan





DRAFT

Confidential Working Draft – 2020

Report Prepared by:

Sally Swanson Architects, Inc.
500 Sansome Street, Suite 410
San Francisco, CA 94111
Ian Blakey, Project Manager
Josh Klipp, Program Access Specialist

ACKNOWLEDGEMENT

Sally Swanson Architects, Inc. (SSA) would like to thank the City of Chowchilla staff that were very generous with their time and knowledge, without which, this project would not have been possible.

TABLE OF CONTENTS

Acknowledgement 1

TABLE OF CONTENTS 2

SECTION I: EXECUTIVE SUMMARY 4

INTRODUCTION: DEVELOPMENT OF ADA TRANSITION PLAN 4

OVERVIEW: SELF-EVALUATION OF POLICIES, PROCEDURES AND PRACTICES 6

OVERVIEW: ACCESS COMPLIANCE SURVEYS OF FACILITIES 7

Report Production 8

Prioritization Criteria for Barrier Mitigation – Facilities 9

OVERVIEW: ACCESS COMPLIANCE SURVEYS OF THE PUBLIC RIGHTS-OF-WAY 11

Prioritization Criteria for Barrier Mitigation – Public Rights-of-Way 12

OFFICIAL(S) RESPONSIBLE 15

PUBLIC INPUT 17

TRANSITION PLAN IMPLEMENTATION 18

Maintenance of Accessible Features 18

Implementation Policies 19

Funding Sources & Projects 20

NOTICE OF COMPLIANCE UNDER ADA & CALIFORNIA STATE LAW 21

ADA GRIEVANCE PROCEDURE 23

SECTION II: APPENDIX 25

Appendix A: Access Compliance Survey Report of Facilities 26

Appendix B: Access Compliance Survey Report of Sidewalk 373

Appendix C: Access Compliance Survey Report of Curb Ramps 2135

Appendix D: Access Compliance Survey Report of Pedestrian Signals 2777

Appendix E: Prioritization Criteria for Barrier Mitigation – Public Rights-of-Way. 2804

Table of Contents 2804
Definitions 2805
Activity Score 2807
Barrier Score 2808
Priority Score 2823
Appendix F: Prioritization Criteria for Barrier Mitigation – Facilities 2824
Table of Contents 2824
Definitions 2825
Priority Score 2826
Severity Score 2827
Appendix G: Universal design Elements and guidelines 2828
Appendix H: Public Comments 2832

SECTION I: EXECUTIVE SUMMARY

INTRODUCTION: DEVELOPMENT OF ADA TRANSITION PLAN

The Americans with Disabilities Act (ADA) of 1990 provides comprehensive civil rights protections to qualified individuals with disabilities in the areas of employment, public accommodations, State and local government services, and telecommunications. A primary goal of the ADA is to ensure equal participation in public life for all Americans with disabilities. Title II of the Act covers programs, services and activities of public entities, such as the City of Chowchilla.

The ADA defines “disability” as:

a. a physical or mental impairment that substantially limits one or more major life activities;

b. having a record of such an impairment; or

c. being regarded as having such an impairment.

If an individual meets any one of these tests, they are considered to be an individual with a disability for purposes of the ADA.

Under Title II, a public entity may not deny the benefits of its programs, services, and/or activities to individuals with disabilities by maintaining inaccessible facilities, which house these programs, services and activities. The City's programs, services, and activities, when viewed in their entirety, must be made accessible to and usable by individuals with disabilities, except where to do so would result in a fundamental alteration in the nature of the program; result in undue financial and administrative burdens or threaten or destroy the historic significance of a historic property.

Section §35.150 requires that each program, service or activity conducted by a City, when viewed in its entirety, be readily accessible to and usable by individuals with disabilities. The regulation makes clear, however, that a City is not required to make each of its existing facilities accessible (§35.150(a)(1)). Unlike Title III of the ADA, which requires public accommodations to remove architectural barriers where such removal is "readily achievable," or to provide goods and services through alternative methods, where those methods are "readily achievable," Title II requires a City to make its programs accessible in all cases, except where to do so would result in a fundamental alteration in the nature of the program or in undue financial and administrative burdens. The US Congress intended the "undue burden" standard in Title II to be significantly higher than the "readily achievable" standard in Title III. Thus, although Title II may not require removal of barriers in some cases where removal would be required under Title III, the program access requirement of Title II

should enable individuals with disabilities to participate in and benefit from the programs, services or activities of cities in all but the most unusual cases.

To comply with the Title II requirements for accessibility to City *programs, services and activities*, this Transition Plan:

- Evaluates existing policies, procedures and practices as they pertain to the City's programs, services and activities;
- Provides findings and recommendations with regard to policies, procedures and practices;
- Identifies physical obstacles in the public entity's facilities that limit the accessibility of its programs or activities to individuals with disabilities;
- Assesses the extent of architectural barriers to program accessibility in the public rights-of-way and within the buildings, parks and other facilities operated by the City;
- Describes in detail the methods that will be used to make the facilities accessible;
- Estimates costs for mitigation solutions;
- Specifies the steps necessary to achieve compliance;
- Provides a schedule for barrier removal/mitigation;
- Sets priorities for barrier elimination; and
- Indicates the official responsible for implementation of the plan.

OVERVIEW: SELF-EVALUATION OF POLICIES, PROCEDURES AND PRACTICES

In addition to identifying and modifying physical barriers, Title 28 CFR Part 35, ***Non-Discrimination on the Basis of Disability in State and Local Government Services***, requires that a public entity evaluate its policies, procedures and practices. The following outlines the City's Self-Evaluation:

- Evaluate City policies, procedures, and practices as they pertain to its programs, services and activities; and make the necessary modifications to those policies and practices that do not meet the programmatic requirements of Title II of the ADA
- Provide an opportunity to interested persons, including individuals with disabilities or organizations representing individuals with disabilities, to participate in the Self-Evaluation process by submitting comments
- Maintain, file and make available for public inspection a list of interested persons consulted, a description of areas examined, and any problems identified, and a description of any modifications made

It is recommended that the City periodically evaluate such policies, procedures and practices pertaining to communication, auxiliary aids and services, emergency response, publications, determination for undue burden, public activities, employment, and new construction of facilities, in addition to physical accessibility to City facilities.

It is also recommended that for program barrier mitigation, a detailed outline of administrative requirements and detailed requirements of needed policies be included. The policy outline would serve as a guideline upon which the City's future policies may be built.

An ADA Self-Evaluation Plan of City services, policies, and practices was completed in 2020. Please contact the City ADA Coordinator for further information regarding the "2020 City of Chowchilla ADA Self-Evaluation Plan".

OVERVIEW: ACCESS COMPLIANCE SURVEYS OF FACILITIES

The ADA Transition Plan is used to document physical accessibility barriers to the City's programs, services, and activities and to outline a schedule / plan (or the basis to produce one) for which the City shall follow to transition from a state of noncompliance to compliance.

The access compliance surveys of City owned and leased facilities fulfill a portion of the first two requirements of an ADA Transition Plan by identifying existing building conditions that deviate from current State and Federal standards for new construction and providing detailed description of proposed solutions for barrier mitigation. For each barrier, the surveys outline the code deviations and requirements from the Americans with Disabilities Act Accessibility Guidelines (ADAAG), ADA Standards for Accessible Design (ADAS) and the Accessibility Standards in the California Building Standards Code (CBC).

The access compliance surveys of City facilities cover approximately 9 owned and leased facilities maintained by the City. The surveys identified approximately 707 different accessibility related barriers within the City facilities and that the financial cost to mitigate all barriers identified in the surveys to be approximately $3 million.

Number of Facilities Surveyed	Number of Accessibility Barriers	Total Cost Estimated ($)
9	707	$3,120,792

The City facilities that were surveyed are shown in the table below:

Facility Number	**Facility Name**	**Address**	**City, State, Zip**
101	Senior Citizen Center	820 Robertson Blvd	Chowchilla, CA, 93610
102	County Social Services Department	125 S 2nd Street	Chowchilla, CA, 93610
103	Fire House	240 N 1st Street	Chowchilla, CA, 93610
104	Public Works/Corp Yard	360 N 1st Street	Chowchilla, CA, 93610
105	Police Department	122 Trinity Avenue	Chowchilla, CA, 93610
106	City Hall	130 S 2nd Street	Chowchilla, CA, 93610
107	RC Wisener Park	130 S 2nd Street	Chowchilla, CA, 93610

108	Veterans Memorial Park	600 W Robertson Blvd	Chowchilla, CA, 93610
19	Edward Ray Park	625 N 15th Street	Chowchilla, CA, 93610

Report Production

The following information contains the minimum data included in the Transition Plan – Access Compliance Survey Reports:

- Item number of barrier and/or room numbers, corresponding to schematic site and floor plans
- Area/location of the barrier; for example, room name or number
- Description of the barrier (as-built situation)
- As-is measurement/dimension
- Method of mitigation (e.g. physical alteration, purchase, program modification, equivalent facilitation, etc.)
- Detailed description of proposed solution and, if applicable, an alternative or interim solution
- Code citations, specifying the applicable sections in the State accessibility regulations, and in the Federal standards
- Severity of individual barriers (four levels: 1=severe, 2=moderate, 3=mild 4=minor)
- Unit and estimated unit price
- Total estimated cost for barrier removal
- Special site conditions (if applicable)

The information obtained from the surveys of the City facilities is maintained on a Microsoft Excel spreadsheet database.

Access Compliance Survey Reports are contained in Section II: Appendix.

SEE Appendix A: Access Compliance Survey Report of Facilities

Prioritization Criteria for Barrier Mitigation – Facilities

The third requirement of an ADA Transition Plan is to create a schedule that the City shall follow which addresses the order in which barriers shall be mitigated. This schedule shall be a public document and shall be made available for public inspection, maintained, and updated for the duration of the Transition Planning period. The maintaining and updating of this document shall mark the City's good-faith efforts in transitioning from a state of noncompliance to compliance regarding the ADA.

The difficulty and complexity of creating a schedule is recognized. Therefore, to provide a methodology for creating a schedule, a prioritization criterion was formed to rank barriers in order of most important to mitigate first to least important. The prioritization criteria rates each barrier based on two factors, its Priority Score, and its Severity Score. The Priority Score ranks the relative importance of addressing the barrier based on its locational impact on the disabled population, and the Severity Score ranks the barrier based on the degree of deviation exhibited compared to applicable access standards.

Overall Prioritization Criteria according to programmatic functions:

- Importance of the program function
- Frequency of Use
- Program location and relation to other programmatic functions
- Future Projects

Since persons with disabilities utilize certain facilities with greater frequency than other facilities, the impact of barriers identified at those facilities was deemed to be greater. Upon compilation of the survey results, prioritization criteria were determined for barriers identified in the survey and additional information was obtained to determine a final level of prioritization.

Prioritization Criteria according to barrier location:

Priority can be further divided within any one facility depending on the function of the area within the facility being surveyed. Typically, these areas are divided into 4 general priorities.

The prioritization criteria can be used to sort the access barriers identified in the surveys and create a schedule that order barrier mitigation work starting from barriers of highest importance to barriers of least importance.

SEE Appendix F: Prioritization Criteria for Barrier Mitigation – Facilities

Additional Consideration: Age of the Facility

The age of the facility can also determine the City's obligations to meet ADA compliance. Facilities built before September 15, 2010 are obligated to be in compliance with the 1991 ADAAG, barring that the building has not gone through major reconstruction or alteration henceforth that date. The facility will also be required to comply with the applicable California Building Codes (CBC) at the time of construction.

If a facility was constructed or altered between the transition period of September 15, 2010 through March 15, 2012, an option of choosing either the 1991 ADA or 2010 ADA Standards were allowed.

Facilities built after March 15, 2012 are required to meet the updated 2010 ADA Standards as well as the California Building Code (CBC) at time of construction.

The caveat being that crucial program functions and services must be provided in accessible locations.

Compliance Date for New Construction or Alterations	Applicable Standards
Before September 15, 2010	1991 Standards or UFAS
On or after September 15, 2010, and before March 15, 2012	1991 Standards, UFAS, or 2010 Standards
On or after March 15, 2012	2010 Standards

OVERVIEW: ACCESS COMPLIANCE SURVEYS OF THE PUBLIC RIGHTS-OF-WAY

Barden v. City of Sacramento, 292 F. 3d 1073 established that sidewalks and intersections constitute a service, program, or activity provided by a City, therefore they are subject to accessibility regulations and should be addressed as part of the City's ADA Transition Plan.

Four different features provided in the PROW were surveyed, including sidewalks, curb ramps, pedestrian signals and bus stops. Curb ramps, pedestrian signals and bus stops were surveyed using a data collection checklist, based on Accessibility Standards in the California Building Standards Code (CBC), Americans with Disability Act (ADA), Manual on Uniform Traffic Control Devices (MUTCD) and US Department of Transportation (USDOT) requirements as well as Public Rights-of-Way Accessibility Guidelines (PROWAG) recommendations. Traditional measuring and smart-level equipment were used to collect measurements for these surveys. Sidewalks were surveyed using sidewalk profilers that were developed for the Federal Highway Administration (FHWA) and adapted for sidewalk ADA surveys. The device captures information on slopes, and surface variations and identifies deviations from the required ADA standards and other applicable requirements.

The access compliance surveys of the Public Rights-of-Way (PROW), along with the surveys of City owned and leased facilities, completely fulfill the first two requirements for an ADA Transition Plan. As a part of this effort, approximately 54 miles of sidewalk and gaps, 1138 curb ramps and 31 pedestrian signals were surveyed for access compliance and that the financial cost to mitigate all barriers identified in the surveys to be approximately $105 million.

Features	Total Number Surveyed	Number ADA Compliant	Total Cost Estimate ($)
Sidewalks	54 miles	19.36 miles	$99,502,998.38
Curb Ramps	1138 curb ramps	247 curb ramps	$5,136,250
Pedestrian Signals	31 pedestrian signals	0 pedestrian signals	$188,490
TOTAL			**$104,827,738**

The information obtained from the surveys of the PROW is maintained on a geographic information system (GIS) database.

Access Compliance Survey Reports are contained in Section II: Appendix.

SEE Appendix B: Access Compliance Survey Report of Sidewalks

SEE Appendix C: Access Compliance Survey Report of Curb Ramps

SEE Appendix D: Access Compliance Survey Report of Pedestrian Signals

Prioritization Criteria for Barrier Mitigation – Public Rights-of-Way

The third requirement of an ADA Transition Plan is to create a schedule that the City shall follow which addresses the order in which barriers within each feature shall be mitigated. This schedule shall be a public document and shall be made available for public inspection, maintained, and updated for the duration of the Transition Planning period. The maintaining and updating of this document shall mark the City's good-faith efforts in transitioning from a state of noncompliance to compliance regarding accessibility.

The difficulty and complexity of creating a schedule is recognized. Therefore, to provide a methodology for creating a schedule, like City owned and leased facilities, a prioritization criterion was formed, catered to the in-depth information that is provided utilizing GIS.

The relative importance of each barrier, according to its impact upon the disabled population was taken into account when developing the prioritization criteria for barrier mitigation.

Overall Prioritization Criteria according to programmatic functions:

- Importance of the program function
- Frequency of Use
- Program location and relation to other programmatic functions

Since persons with disabilities utilize certain facilities with greater frequency than other facilities, the impact of barriers identified at those facilities was deemed to be greater. Upon compilation of the survey results, prioritization criteria was determined for barriers identified in the survey and additional information was obtained to determine a final level of prioritization.

The general policy includes the continuous effort of providing connection to existing pedestrian facilities where sidewalk segments are missing.

Prioritization Criteria for PROW according to barrier location:

- Government Services
- City Attractors (City Owned/Leased Facilities)
- Schools
- Parks
- Transit Stops/Centers
- Population Density
- Streets (Arterials, Collectors)

The prioritization criteria developed for the PROW rates the relative importance of each barrier based on a combination of rating the activity occurring at the barrier's location, or "Activity Score", as well as rating the severity from which each feature deviates from current State and Federal standards, or "Barrier Score". Each score is rated on a scale of 0 to 100, with 0 being the lowest, and 100 being the highest.

The combination of both the "Activity Score" and "Barrier Score" creates an overall "Priority Score" that can be used to sort features identified in the surveys and create a schedule that orders barrier mitigation work starting from features of highest priority to features of lowest priority. The "Priority Score" is rated on a scale of 0 to 200, with 0 being the lowest priority, and 200 being the highest priority.

SEE Appendix E: Prioritization Criteria for Barrier Mitigation – Public Rights-of-Way

Additional Consideration: Age of PROW

The age of the PROW element (i.e. sidewalk, curb ramp, pedestrian signal, or bus stop) can also determine the City's obligations to meet ADA compliance. PROW elements built before September 15, 2010 are obligated to be in compliance with the 1991 ADAAG, barring that the element has not gone through major reconstruction or alteration henceforth that date. The element will also be required to comply with the applicable California Building Codes (CBC) at the time of construction.

If a PROW element was constructed or altered between the transition period of September 15, 2010 through March 15, 2012, an option of choosing either the 1991 ADA or 2010 ADA Standards were allowed.

PROW elements built after March 15, 2012 are required to meet the updated 2010 ADA Standards as well as the California Building Code (CBC) at time of construction.

The caveat being that crucial program functions and services must be provided in accessible locations.

Compliance Date for New Construction or Alterations	Applicable Standards
Before September 15, 2010	1991 Standards or UFAS
On or after September 15, 2010, and before March 15, 2012	1991 Standards, UFAS, or 2010 Standards
On or after March 15, 2012	2010 Standards

OFFICIAL(S) RESPONSIBLE

The ADA requires that an official be identified as responsible for the implementation of the Entity's plan.

It is the US DOJ's view that compliance with 28 CFR 35.150(a), like compliance with the corresponding provisions of the section 504 regulations for public programs, would in most cases not result in undue financial and administrative burdens on a typical City. In determining undue financial and administrative burdens, all City resources available for use in the funding and operation of City services, programs and activities would need to be considered.

The burden of proving that compliance with paragraph (a) of 28 CFR 35.150 would either fundamentally alter the nature of a service, program, or activity OR would result in undue financial and administrative burdens rests with the City. The decision that compliance would result in such alteration and/or burden must be made by the head of the public entity or their designee and must be accompanied by a written statement of the reasons for reaching that conclusion.

While the US DOJ has acknowledged the difficulty/complexity of not only making such a determination, but also identifying the official responsible to make this decision/determination, the department's intention is clear in that the determination must be made by a high level official, no lower than a Department head, having budgetary authority and responsibility for making spending decisions.

The Official Responsible for the implementation should be able to seek/acquire funding for ADA barrier removal work over the City's Transition Planning period. In most cities, it is the Manager of EEO/Disability Compliance who can effectively control the City's budget line item – "ADA Transition Planning budget". As such, the City of Chowchilla will designate the Manager of EEO/Disability Compliance as the Official Responsible for the implementation of its ADA Transition Plan. They can be contacted as follows.

Jason Rogers

Director of Public Works

Public Works Department

130 S. 2nd Street

Chowchilla, CA 93610

Phone: 559.665.8615

FAX: 559.665.8629

http://cityofchowchilla.org/

California Relay TTY/VCO/HCO: 711

Typically, the responsibility of making any particular City program, service or activity accessible to all persons, regardless of ability, rests with the official who controls the operating funds for that particular program, service or activity. To this end, the task of seeking/getting approval for funds from the governing body to make the said program accessible lies with the official responsible for the program.

Indication of the official(s) responsible for implementation of the plan fulfills the final requirement of a Transition Plan.

In support of monitoring and tracking the Transition Plan, the following are officials identified as those responsible for the implementation of the plan at facilities under their departmental jurisdiction.

Rod Pruett **City Administrator** **Administration** **130 S. 2nd Street** **Chowchilla, CA 93610** **Phone: 559.665.8615** **FAX: 559.665.8629**	**Fred Gaumnitz** **Fire Battalion Chief** **Fire Department** **240 N First Street** **Chowchilla, CA 93610** **Phone: (559) 665-8626** **Fax: (559) 665-8627**
David Riviere **Chief of Police** **Police Department** **122 Trinity Avenue** **Chowchilla, CA 93610** **Phone: (559) 665-8600**	

PUBLIC INPUT

Per 28 Code of Federal Regulations, Part 35; Subpart D – Program Accessibility; §35.150 – Existing Facilities; (d) Transition Plan (1): The City shall provide an opportunity to interested persons, including individuals with disabilities or organizations representing individuals with disabilities, to participate in the development of the ADA Self-Evaluation and Transition Plan by submitting comments.

In order to satisfy this requirement and to gain the perspective of persons with disabilities, a public vetting was held by the City on September 8, 2020, where members of the public were invited to comment on and participate in the City's Draft ADA Self-Evaluation & Transition Plan.

SEE Appendix I: Public Comments

TRANSITION PLAN IMPLEMENTATION

The document should be maintained and updated for the duration of the Transition Planning period and a copy of the Transition Plan shall be made available for public inspection.

The final product is a working document to be modified as barriers are removed or alterations are made, open to modification throughout the transition period. The Official(s) responsible and project managers overseeing the barrier-removal projects will document all such ADA improvements/upgrades. Also as part of this process, technical infeasibility, if any, to meet necessary accessibility compliance will be documented and filed for the City's records by the Engineer-of-Record on the said project. It is also recommended to provide accessibility site audits (inspections) of on-going projects as part of the project close-out/certification. This documentation and verification of barrier-mitigation will be integrated into the City's ADA Transition Plan on a regular basis to ensure that barriers are "checked-off" and the Plan is current with a record of barrier-mitigation work. Annual reports of barrier-mitigation work may also be provided to the City's Board of Supervisors.

Maintenance of Accessible Features

The Maintenance of accessible features is mandated by State and Federal Regulations and is an integral part of the City's plan to transition into a more accessible destination. Both, Chapter 28 Code of Federal Regulation, Part 35, Section 35.133 as well as the California Building Code section 1101B.3 – Maintenance of accessible features, state:

1. A public accommodation shall maintain in operable working condition those features of facilities and equipment that are required to be accessible to and usable by persons with disabilities.

2. This section does not prohibit isolated or temporary interruptions in service or access due to maintenance or repairs.

Both these sections provide that a public entity shall maintain in operable working condition those features of facilities and equipment that are required to be accessible to and usable by persons with disabilities. They require that, to the maximum extent feasible, facilities must be accessible to, and usable by, individuals with disabilities. These sections recognize that it is not sufficient to provide features such as accessible routes, ramps, or elevators, if those features are not maintained in a manner that enables individuals with disabilities to use them. Inoperable elevators, are neither "accessible to" nor "usable by" individuals with disabilities.

It is, of course, impossible to guarantee that mechanical devices will never fail to operate. As such, the 2nd paragraph provides that this section does not prohibit isolated or temporary interruptions in service or access due to maintenance or repairs. This paragraph is intended to clarify that temporary obstructions or isolated instances of mechanical failure would not be considered violations of the ADA or this part. However, allowing obstructions or "out of service" equipment to persist beyond a reasonable period of time would violate this part, as would repeated mechanical failures due to improper or inadequate maintenance. Failure of the public entity to arrange prompt repair of inoperable elevators or other equipment intended to provide access would also violate this part.

A City-wide formal policy specifically addressing the legal requirements (28CFR Part 35.133 & CBC1101B.3) of maintaining accessible features would be of long-term benefit to the City. When, over time, an accessible feature fails, institutionalizing organizational commitments towards protocols and maintenance ensures an appropriate action is taken.

Implementation Policies

The City of Chowchilla proposes the following implementation policies for transition of its facilities and public rights-of-way into compliance with the ADA.

1) The City will continue to seek out sources of funding, including funds associated with the City's Capital Improvement Project funds, and other Tenant Improvement projects.

2) The City will continue to seek out a variety of grants to assist in ADA mitigation each year.

3) Where projects in the City's pipeline are identified whose scope of work overlaps with the location of access barriers identified in the Access Compliance Survey, the City shall ensure that the project incorporate the mitigation of the corresponding barriers. The project and completion of mitigation work shall be appropriately documented in the corresponding inventory.

4) In addition to the improvements to facilities, curb ramps and traffic signals, the City will continue to perform work on an ongoing, routine basis related to maintaining the ramps, sidewalks, bridges, etc. so they are in good condition. Many of these maintenance tasks are beneficial to the disabled population, for example, by reducing trip hazards and keeping sufficient accessible space along sidewalks. Examples of work undertaken include trimming shrubbery; repairing or

grinding sidewalks; ramping raised sidewalks; filling holes; weeding and cleanup of debris; sweeping; repairing tree grates; inspections for needed sidewalk repairs.

Existing Policies and/or Standards:

Any existing policies and/or standards that the City currently has should be listed here.

Funding Sources & Projects

Project	Year of Completion	Total Project Cost ($)

Capital improvement projects that overlap with ADA barriers recorded in the Transition Plan should be listed in the table above. This table may also be removed if the City does not want to show the information displayed this way.

NOTICE OF COMPLIANCE UNDER ADA & CALIFORNIA STATE LAW

In accordance with the requirements of Title II of the Americans with Disabilities Act (ADA) of 1990, the Americans with Disabilities Amendments Act of 2008, the Fair Employment & Housing Act (FEHA), California Government Code Section 11135 and other applicable codes, the City does not discriminate against individuals on the basis of disability in its services, programs or activities.

Employment: The City does not discriminate on the basis of disability in its hiring or employment practices and will comply with the Fair Employment and Housing Act, as well as Title I of the ADA, including the regulations promulgated by the U.S. Equal Employment Opportunity Commission (EEOC), including the requirement to provide reasonable accommodations.

Effective Communication: The City will generally, upon request, provide appropriate aids and services leading to effective communication for qualified person(s) with disabilities, including sign language interpreters, documents in Braille and other alternate formats to ensure information and communication is accessible to people who have speech, hearing, vision, or cognitive impairments so they can participate equally in the programs, services and activities.

Modification to Policies and Procedures: The City will make reasonable modifications to policies and programs to ensure that people with disabilities have an equal opportunity to participate in all of its programs, services and activities. *For example, individuals with service animals behaving within applicable standards are welcome in offices and City facilities, even when pets are generally prohibited.*

Anyone who requires auxiliary aids and services for effective communication, or a modification of policies or procedures to participate in a program, service or activity in the City should communicate with the responsible Department contact as soon as possible, but no later than **48 hours** before the scheduled event.

Neither the ADA, nor State law requires the City to take action that would fundamentally alter the nature of its programs, activities or services or impose an undue financial or administrative burden. Complaints that a program, activity or service of the City is not accessible should be directed to the **ADA Coordinator:**

Jason Rogers

Director of Public Works

Public Works Department

130 S. 2nd Street

Chowchilla, CA 93610

Phone: 559.665.8615

FAX: 559.665.8629

http://cityofchowchilla.org/

California Relay TTY/VCO/HCO: 711

The City does not place a surcharge on a particular individual with a disability or a group of individuals with disabilities to cover the cost of providing auxiliary aids and services or making a reasonable modification to a policy to create access.

ADA GRIEVANCE PROCEDURE

City of Chowchilla ADA Grievance Procedure

Grievance Procedure under ADA and California State Disability Rights Laws

This grievance procedure is established to meet the requirements of the Americans with Disabilities Act of 1990 ("ADA"), the Americans with Disabilities Amendments Act (ADAAA) and California State law. It may be used by anyone wishing to file a complaint alleging discrimination on the basis of disability in the provision of services, activities, programs or benefits by the City of Chowchilla. The City's Disability Discrimination Policy governs employment-related complaints of disability discrimination.

The complaint should be in writing and contain information about the alleged discrimination such as name, address, phone number of the complainant and location, date and a description of the problem(s). Alternative means of filing a complaint, such as personal interviews or tape recording the complaint, are available to people with disabilities upon request.

The complaint should be submitted by the grievant and/or their designee as soon as possible, but no later than 60 calendar days after the alleged violation to:

Jason Rogers

Director of Public Works

Public Works Department

130 S. 2nd Street

Chowchilla, CA 93610

Phone: 559.665.8615

FAX: 559.665.8629

http://cityofchowchilla.org/

California Relay TTY/VCO/HCO: 711

Within 15 calendar days after receipt of the complaint, the ADA Coordinator or his/her designee will schedule a meeting with the complainant to discuss the complaint and possible resolutions. After an investigation and review the ADA Coordinator will respond in writing, and, where appropriate, in a format accessible to the complainant. The response will explain the City position on the issue and offer options for substantive resolution of the complaint.

If the response by the ADA Coordinator does not satisfactorily resolve the issue, the complainant and/or their designee may appeal the decision within 15 calendar days after receipt of the response to the City Administrator.

After receiving the appeal, the City Administrator or their designee will review the appeal and the ADA Coordinator finding. Within a reasonable period, after a review, the City

Administrator or their designee will respond in writing, and, where appropriate in a format that is accessible to the complainant, with a final resolution to the complaint.

All written complaints received by **Jason Rogers** or their designee, appeals to the City Administrator or their designee, and responses from these two offices will be retained by the City for at least three years.

SECTION II: APPENDIX

A. Access Compliance Survey Report of Facilities

B. Access Compliance Survey Report of Sidewalks

C. Access Compliance Survey Report of Curb Ramps

D. Access Compliance Survey Report of Pedestrian Signals

E. Prioritization Criteria for Barrier Mitigation – Public Rights-of-Way

F. Prioritization Criteria for Barrier Mitigation – Facilities

G. Public Comments

City of Chowchilla

Appendix A: Facilities

Access Compliance Survey Report

City of Chowchilla - Facilities
August 2020
SSA Project # 19025

SALLY SWANSON
ARCHITECTS, INC.

TABLE OF CONTENTS

I. Cover & Table of Contents
    i. Report Navigation and Legend Abbreviations
    ii. Cost Summary

II. Facilities List

III. Survey Data for Facilities



FACILITIES LIST

Facility#:	Facility:	Address:
101	Senior Citizen Center	820 Robertson Blvd
102	County Social Services Department	125 S 2nd Street
103	Fire House	240 N 1st Street
104	Public Works/Corp Yard	360 N 1st Street
105	Police Department	122 Trinity Avenue
106	City Hall	130 S 2nd Street
107	RC Wisener Park	130 S 2nd Street
108	Veterans Memorial Park	600 W Robertson Blvd
109	Edward Ray Park	625 N 15th Street



NAVIGATION & LEGEND

NAVIGATION

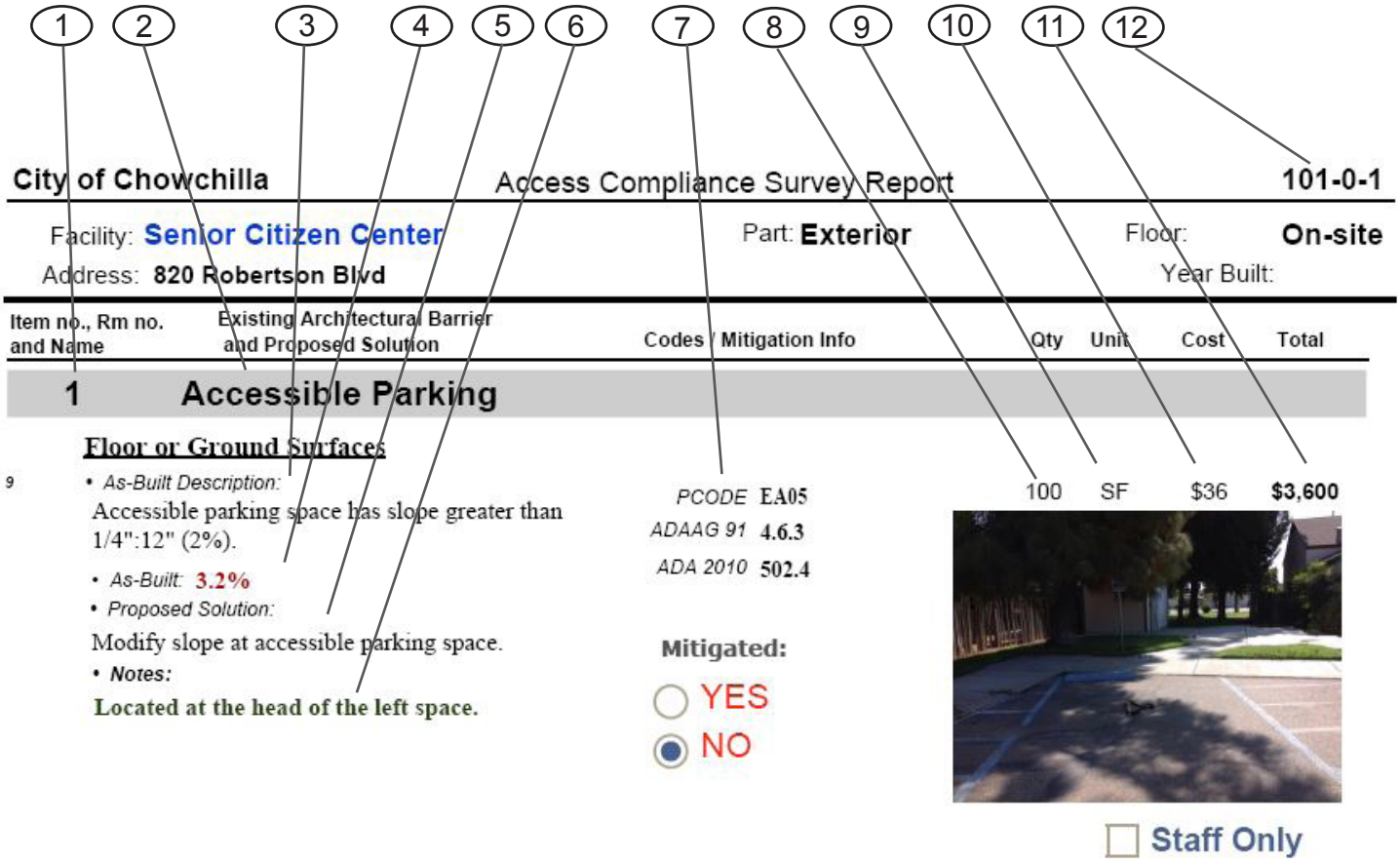

1. **Item Number:** Number corresponding to the number on the Barrier Location Map which identifies the general location of the identified barriers.
2. **Item Name:** Describes the barrier location / item title (e.g.: parking lot, room name).
3. **As-Built Description:** Description of identified barrier based on applicable accessibility codes.
4. **As-Built:** Existing conditions / dimensions.
5. **Proposed Solution:** Description of steps necessary to remove barrier and, if applicable, an interim or alternative solution.
6. **Notes:** Additional notes pertaining to barrier.
7. **Codes / Info:**
   - PCODE: specifies the relevant SSA database code. Database code plus suffix:
   - REF: data shown for reference only [scope of work related to or covered by other item].
   - NT: non-typical problem or solution.
   - ADAAG, ADA 2010, PRoW and CBC 2019: The Federal Standard for accessibility adopted by the Department of Justice.
8. **Qty:** Number of units required.
9. **Type:** Unit of measurement used to compute conceptual cost estimate. LF=linear feet; SF=square feet; JOB=lump sum.
10. **Cost:** Estimated conceptual cost of specific solution per one unit.
11. **Total:** Total estimated conceptual cost for removing identified barrier (multiplied Qty by Cost).
12. **ID No:** Specifies Facility Number, Area Number: 1=Interior / 0=Exterior, and Part / Floor Number.

ABBREVIATIONS

ABA	Architectural Barriers Act
ADA	Americans with Disability Act
ADAAG	ADA Accessibility Guidelines
ADACO	ADA-Coordinator
AED	Automated External Defibrillators
AFF	Above finished floor
BCS	Baby Changing Station
CA	State of California
CSAS	CA State Accessibility Standards
ANSI	American National Standards Institute
C.T.P.	Contact third party
cl	Center Line
D.A.	Designated accessible
DCS	Diaper changing station
DF	Drinking fountain
Dir.	Director
E.F.	Equivalent facilitation
EHD	Electric Hand Drier
FC	Fire Chief
FD	Finance Director
FDC	Facilities Design & Construction
FHAAG	Fair Housing Act Accessibility Guidelines
Fig.	Figure
FM&O	Facilities, Maintenance & Operations
FND	Feminine napkin disposal
FTD	Feminine Tissue Dispenser
Gov.	Government
HQ	Headquarters
HWB	Hazardous waste bin
IBC	International Building Code
ICC	International Code Council
ISA	International Symbol of Accessibility
JOB	per one job (lump sum)
Lav	Lavatory
lbs	Pounds
LF	Linear foot
Lib	Library
MOD	Modernization project
MoM	Method of mitigation
MP	Master priority
MRR	Men's restroom
N.A.R.	No action required
NT	Non-typical
o.c.	On center
O/R	Official responsible
P.A.	Physical alteration
P.M.	Program modification
POM	Plant Operations & Maintenance
POT	Path of travel
PROW	Public Right-of-Way
PTD	Paper towel dispenser
PW	Public Works
Qty	Quantity
REF	Reference
RGB	Rear grab bar
SCD	Seat cover dispenser
SD	Soap dispenser
sec.	Second
SF	Square foot
SGB	Side grab bar
tbd	To be determined
TPD	Toilet paper dispenser
UFAS	Uniform Federal Accessibility Standards
WC	Water closet
WRR	Women's restroom
WT	Water treatment facility
WWT	Waste water treatment facility



COST SUMMARY

Facility: 101 Senior Citizen Center			**$310,830.00**
101-0-1	Exterior	On-site	$24,615.00
101-1-1	Interior	First Floor	$286,215.00
Facility: 102 County Social Services Department			**$159,165.00**
102-0-1	Exterior	On-site	$19,320.00
102-1-1	Interior	First Floor	$139,845.00
Facility: 103 Fire House			**$129,306.00**
103-0-1	Exterior	On-site	$3,900.00
103-1-1	Interior	First Floor	$117,870.00
103-1-2	Interior	Second Floor	$7,536.00
Facility: 104 Public Works/Corp Yard			**$336,360.00**
104-0-1	Exterior	On-site	$12,465.00
104-1-1	Interior	First Floor	$323,895.00
Facility: 105 Police Department			**$1,011,870.00**
105-0-1	Exterior	On-site	$47,445.00
105-1-1	Interior	First Floor	$964,425.00
Facility: 106 City Hall			**$513,135.00**
106-0-1	Exterior	On-site	$28,560.00
106-1-1	Interior	First Floor	$484,575.00
Facility: 107 RC Wisener Park			**$223,431.00**
107-0-1	Exterior	On-site	$223,431.00
Facility: 108 Veterans Memorial Park			**$175,395.00**
108-0-1	Exterior	On-site	$175,395.00
Facility: 109 Edward Ray Park			**$284,871.00**
109-0-1	Exterior	On-site	$284,871.00
Grand Total for **City of Chowchilla**			**$3,144,363.00**



SURVEY DATA

Access Compliance Survey Report

Senior Citizen Center

820 Robertson Blvd

Facility #: 101

City of Chowchilla

August 2020

SSA Project #: 19025

SALLY SWANSON
ARCHITECTS, INC.



101-0-1

Senior Citizen Center
Exterior- On-Site

1 — Item Number

CITY OF CHOWCHILLA CALIFORNIA
GATEWAY TO PROSPERITY
INCORPORATED FEB 7, 1923

Location:
820 Robertson Blvd
Chowchilla, CA
93610

Facility:
SENIOR CITIZEN CENTER

BARRIER LOCATION MAP

REF NORTH
N.T.S.

Prepared By:
Sally Swanson Architects
San Francisco, CA

Project #: 19025

Date: 8-27-2020

Sheet: 101-0-1

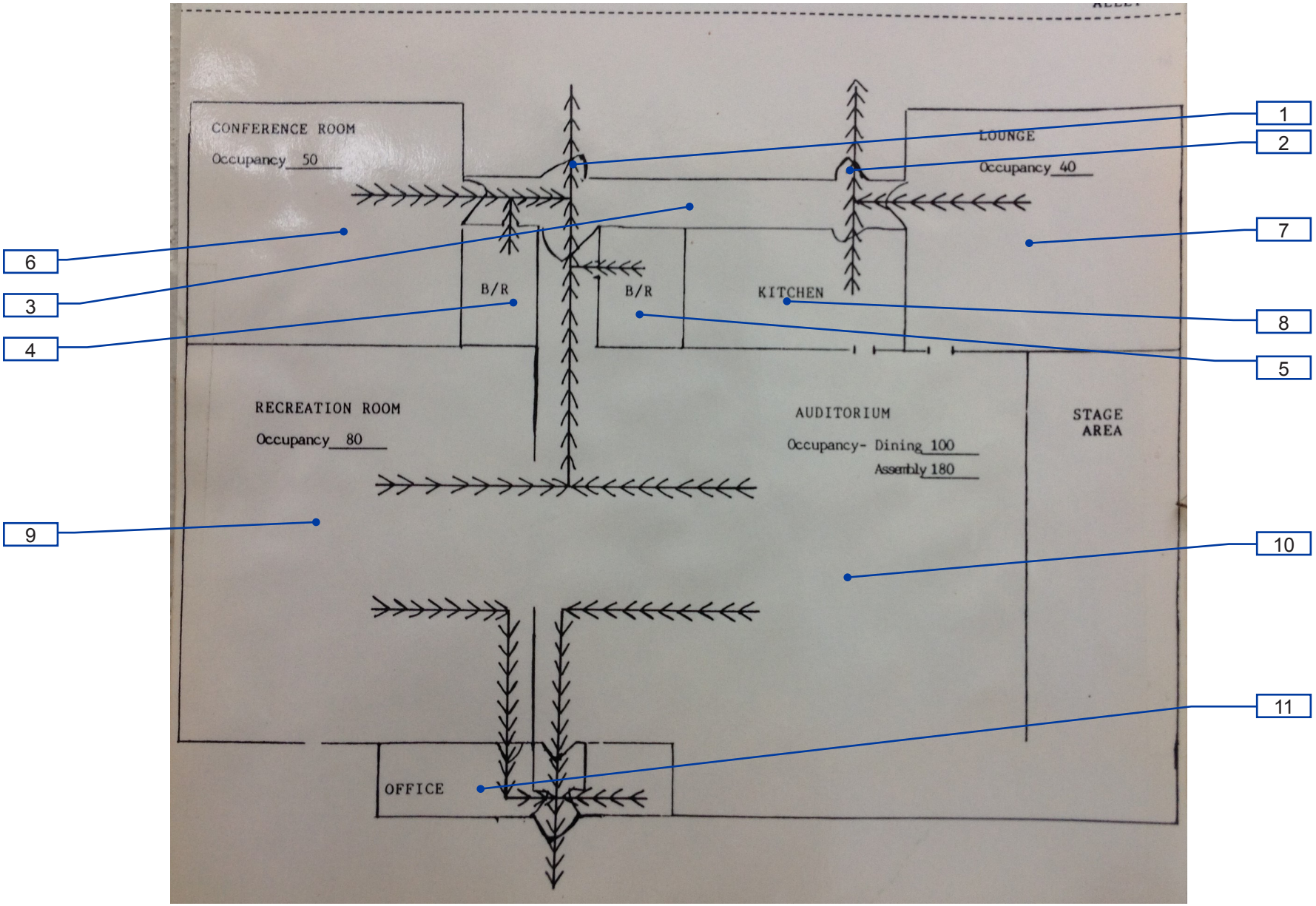

101-1-1

Senior Citizen Center
Interior- First Floor

1 — Item Number

CITY OF CHOWCHILLA CALIFORNIA
GATEWAY TO PROSPERITY
INCORPORATED FEB 7, 1923

Location:
820 Robertson Blvd
Chowchilla, CA
93610

Facility:
SENIOR CITIZEN CENTER

BARRIER LOCATION MAP

REF NORTH
N.T.S.

Prepared By:
Sally Swanson Architects
San Francisco, CA

Project #: 19025

Date: 8-27-2020

Sheet: 101-1-1

Item no., Rm no. and Name	Existing Architectural Barrier and Proposed Solution	Codes / Mitigation Info	Qty	Unit	Cost	Total

1 Accessible Parking

☐ Staff Only

Changes in Level

12

- *As-Built Description:*

Walk: Pavement dislocation creates abrupt change in level exceeding 1/2" in accessible route.

- *As-Built:* **1" high**
- *Proposed Solution:*

Remove, replace or repair area of pavement sufficient to correct abrupt change in level.

- ***Notes:***

Head of access aisle.

PCODE **EF03**
ADAAG 91 **4.3.8**
ADA 2010 **403.4**
CBC 2007 **1133B.7.4**
CBC 2016 **11B-403.4**

Mitigated:

○ YES
◉ NO

5 SF $63 **$315**



Priority 1 *Severity* 4

Floor or Ground Surfaces

9

- *As-Built Description:*

Accessible parking space has slope greater than 1/4":12" (2%).

- *As-Built:* **3.2%**
- *Proposed Solution:*

Modify slope at accessible parking space.

- ***Notes:***

Located at the head of the left space.

PCODE **EA05**
ADAAG 91 **4.6.3**
ADA 2010 **502.4**
CBC 2007 **1129B.3.3**
CBC 2016 **11B-502.4**

Mitigated:

○ YES
◉ NO

100 SF $36 **$3,600**



Priority 1 *Severity* 4

Floor or Ground Surfaces

11

- *As-Built Description:*

Accessible parking space has slope greater than 1/4":12" (2%).

- *As-Built:* **2.7 - 3.2% cross**
- *Proposed Solution:*

Modify slope at accessible parking space.

- ***Notes:***

Located in right accessible space.

PCODE **EA05**
ADAAG 91 **4.6.3**
ADA 2010 **502.4**
CBC 2007 **1129B.3.3**
CBC 2016 **11B-502.4**

Mitigated:

○ YES
◉ NO

100 SF $36 **$3,600**



Priority 1 *Severity* 4

Item no., Rm no. and Name	Existing Architectural Barrier and Proposed Solution	Codes / Mitigation Info	Qty	Unit	Cost	Total
	Floor or Ground Surfaces					
10	• *As-Built Description:* Access aisle at accessible parking space has slope greater than 1/4":12" (2%). • *As-Built:* **5.3%** • *Proposed Solution:* Modify slope at accessible parking space aisle.	*PCODE* **EA05B** *ADAAG 91* **4.6.3** *ADA 2010* **502.4** *CBC 2007* **1129B.3.3** *CBC 2016* **11B-502.4** **Mitigated:** ○ YES ◉ NO	200	SF	$36	**$7,200**
	Hazardous Vehicular Areas					
13	• *As-Built Description:* Detectable warning not provided where pedestrian way crosses vehicular area. • *Proposed Solution:* Provide detectable warning surface (i.e. in-line truncated domes) at regular curb ramp. • ***Notes:*** **Path of travel to entry flush with vehicular way.**	*PCODE* **EH07C** *ADAAG 91* **4.7.7** *ADA 2010* **705.1** *CBC 2007* **1133B.8.5** *CBC 2016* **11B-705.1.2.2** **Mitigated:** ○ YES ◉ NO	1	JOB	$750	**$750**
	Minimum Number					
3	• *As-Built Description:* At parking lot with 26-50 spaces, the number of accessible spaces is less than required by code; 2 spaces required. • *Proposed Solution:* Provide required accessible parking spaces with signs including a minimum of one van space. • ***Notes:*** **40 parking spaces, 2 accessible**	*PCODE* **EA01BREF** *ADAAG 91* **4.1.2(5)*** *ADA 2010* **208.2** *CBC 2007* **Tbl. 11B-6** *CBC 2016* **11B-208.2 Tbl. 11B-208.2** **Mitigated:** ○ YES ◉ NO	REF			



Priority 1 *Severity* 3



Priority 1 *Severity* 3



Priority 1 *Severity* 0

Item no., Rm no. and Name	Existing Architectural Barrier and Proposed Solution	Codes / Mitigation Info	Qty	Unit	Cost	Total

Parking

8

- *As-Built Description:*

International Symbol of Accessibility (36" square, in white on blue) is not painted on the pavement near the rear end of the parking space (required in CA only).

- *Proposed Solution:*

Apply symbol on parking space pavement when altering area.

- ***Notes:***

ISA not completed and faded.

PCODE **EA04A**
CBC 2007 **1129B.4**
CBC 2016 **11B-502.6.4.1**

Mitigated:
○ YES
◉ NO

2 JOB $360 **$720**



Priority 1 *Severity* 4

Parking

6

- *As-Built Description:*

The words "NO PARKING" not painted on the ground within loading and unloading access aisle (12" min high white letters), located so that it is visible to traffic enforcement officials (required in CA only).

- *Proposed Solution:*

Provide the words “NO PARKING” in each access aisle, painted in 12” high letters, when altering area.

PCODE **EA04D**
CBC 2007 **1129B.3.1**
CBC 2016 **11B-502.3.3**

Mitigated:
○ YES
◉ NO

1 JOB $300 **$300**



Priority 1 *Severity* 4

Parking

7

- *As-Built Description:*

Parking sign is not located between 60" above the finish floor or ground surface measured to the bottom of the sign.

- *As-Built:* **56" high**
- *Proposed Solution:*

Remount existing sign at accessible height.

- ***Notes:***

Right accessible parking sign.

PCODE **EA04H**
ADAAG 91 **4.6.4**
ADA 2010 **502.7**
CBC 2007 **1129B.4**
CBC 2016 **11B-502.6**

Mitigated:
○ YES
◉ NO

1 JOB $135 **$135**



Priority 1 *Severity* 4

Item no., Rm no. and Name	Existing Architectural Barrier and Proposed Solution	Codes / Mitigation Info	Qty	Unit	Cost	Total
4	**Parking Signage** • *As-Built Description:* No "Tow Away" sign at parking lot entrance (required in CA only). • *Proposed Solution:* Provide "Tow Away" sign at parking lot entrance, or visible from both accessible spaces when altering area. • ***Notes:*** **No tow sign is serving entrance or parking.**	*PCODE* **EA04C** *CBC 2007* **1129B.4** *CBC 2016* **11B-502.8.2** **Mitigated:** ○ YES ◉ NO	1	JOB	$975	**$975**



Priority 1 *Severity* 4

Item no., Rm no. and Name	Existing Architectural Barrier and Proposed Solution	Codes / Mitigation Info	Qty	Unit	Cost	Total
5	**Parking Signage** • *As-Built Description:* CA only: Additional Sign or additional language below the symbol of accessibility stating "Minimum Fine $250" not provided. • *Proposed Solution:* Provide compliant parking signage that includes fine information.	*PCODE* **EA04G** *CBC 2007* **1129B.4** *CBC 2016* **11B-502.6.2** **Mitigated:** ○ YES ◉ NO	2	JOB	$300	**$600**



Priority 1 *Severity* 4

Facility: **Senior Citizen Center** Part: **Exterior** Floor: **On-site**

Address: **820 Robertson Blvd** Year Built: **TBD**

Item no., Rm no. and Name	Existing Architectural Barrier and Proposed Solution	Codes / Mitigation Info	Qty	Unit	Cost	Total

2 Path of Travel from N. 9th Street

☐ Staff Only

Cross Slope

14

- *As-Built Description:*

Cross slope more than 1":48" (2.083%).

- *As-Built:* **2.9%**
- *Proposed Solution:*

Modify cross slope.

PCODE **EF07**
ADAAG 91 **4.3.7**
ADA 2010 **403.3**
CBC 2007 **1133B.7.1.3**
CBC 2016 **11B-403.3**

Mitigated:

○ YES
◉ NO

72 SF $75 **$5,400**



Priority 1 *Severity* 4

Facility: **Senior Citizen Center** Part: **Exterior** Floor: **On-site**

Address: **820 Robertson Blvd** Year Built: **TBD**

Item no., Rm no. and Name	Existing Architectural Barrier and Proposed Solution	Codes / Mitigation Info	Qty	Unit	Cost	Total

3 Path of Travel from W. Robertson Way

☐ Staff Only

Top and Bottom Extension at

15

- *As-Built Description:*

Ramp handrail does not extend horizontally 12" past top and / or bottom of ramp.

- *Proposed Solution:*

Provide ramp handrail extension (cost for each extension piece).

PCODE **ED05**
ADAAG 91 **4.8.5(2)**
ADA 2010 **505.10.1**
CBC 2007 **1133B.4.2.2 &**
CBC 2016 **1133B.5.5.1**
11B-505.10.1

Mitigated:

○ YES
◉ NO

2 JOB $510 **$1,020**



Priority 1 *Severity* 2

Conceptual Costs for **Floor:** On-site **$24,615.00**

Facility: **Senior Citizen Center** Part: **Exterior** Floor: **On-site**

Address: **820 Robertson Blvd** Year Built: **TBD**

Item no., Rm no. and Name	Existing Architectural Barrier and Proposed Solution	Codes / Mitigation Info	Qty	Unit	Cost	Total
Conceptual Costs for	**Area:** Exterior					**$24,615.00**

Item no., Rm no. and Name	Existing Architectural Barrier and Proposed Solution	Codes / Mitigation Info	Qty	Unit	Cost	Total

1 Main Entrance from Parking

☐ Staff Only

Door

16

- *As-Built Description:*

Surface of required maneuvering clearance at door slopes more than 1/4":12" (2.0%).

- *As-Built:* **6.3%**
- *Proposed Solution:*

Modify surface slope at door.

PCODE **ID11**
ADAAG 91 **4.13.6**
ADA 2010 **404.2.4.4**
CBC 2007 **1133B.2.4**
CBC 2016 **11B-404.2.4**

Mitigated:

○ YES
◉ NO

50 SF $120 **$6,000**



Priority 1 *Severity* 3

Door Pair

19

- *As-Built Description:*

Pair of doors on accessible route has less than 32" clear opening width with one leaf open 90°.

- *As-Built:* **30" wide**
- *Proposed Solution:*

Provide new door leaves, unequal in width, to existing frame for pair of doors.

PCODE **ID08A**
ADAAG 91 **4.13.4**
ADA 2010 **404.2.2**
CBC 2007 **1133B.2.3.1**
CBC 2016 **11B-404.2.2**

Mitigated:

○ YES
◉ NO

1 JOB $4,500 **$4,500**



Priority 1 *Severity* 3

Door Stopper

17

- *As-Built Description:*

At push side of door on accessible route, bottom 10" does not have a smooth, uninterrupted surface.

- *Proposed Solution:*

Remove door stopper when altering area. Provide rubber wedge.

PCODE **ID06A**
ADA 2010 **404.2.10**
CBC 2007 **1133B.2.6**
CBC 2016 **11B-404.2.10**

Mitigated:

○ YES
◉ NO

1 JOB $75 **$75**



Priority 1 *Severity* 3

Item no., Rm no. and Name	Existing Architectural Barrier and Proposed Solution	Codes / Mitigation Info	Qty	Unit	Cost	Total
18	**Door Threshold** • *As-Built Description:* Door inaccessible due to threshold or step at door exceeding 1/2". • *As-Built:* **1" high** • *Proposed Solution:* Modify threshold to be no more than 1/2" by removing existing paving at door and providing landing with edge ramping (slope 1:20 max).	*PCODE* **ID02A** *ADAAG 91* **4.13.8** *ADA 2010* **404.2.5** *CBC 2007* **1133B.2.4.1** *CBC 2016* **11B-404.2.5** **Mitigated:** ○ YES ◉ NO	1	JOB	$1,200	**$1,200**



Priority 1 *Severity* 4

Item no., Rm no. and Name	Existing Architectural Barrier and Proposed Solution	Codes / Mitigation Info	Qty	Unit	Cost	Total

2 Second Entrance/Exit from Parking

☐ Staff Only

Door

20

- *As-Built Description:*

Surface of required maneuvering clearance at door slopes more than 1/4":12" (2.0%).

- *As-Built:* **7%**
- *Proposed Solution:*

Modify surface slope at door.

PCODE **ID11**
ADAAG 91 **4.13.6**
ADA 2010 **404.2.4.4**
CBC 2007 **1133B.2.4**
CBC 2016 **11B-404.2.4**

Mitigated:

○ YES
◉ NO

40 SF $120 **$4,800**



Priority 1 *Severity* 2

Door Clearance

24

- *As-Built Description:*

Door on accessible route has less than 32" clear and 80" (78" min. to closer if provided) opening width when 90° open.

- *As-Built:* **29" wide**
- *Proposed Solution:*

Provide new, larger door and frame with new accessible hardware.

PCODE **ID01**
ADAAG 91 **4.13.5**
ADA 2010 **404.2.3**
CBC 2007 **1133B.1.1.1.1**
CBC 2016 **11B-404.2.3**

Mitigated:

○ YES
◉ NO

1 JOB $7,800 **$7,800**



Priority 1 *Severity* 3

Door Stopper

23

- *As-Built Description:*

At push side of door on accessible route, bottom 10" does not have a smooth, uninterrupted surface.

- *Proposed Solution:*

Remove door stopper when altering area. Provide rubber wedge.

PCODE **ID06A**
ADA 2010 **404.2.10**
CBC 2007 **1133B.2.6**
CBC 2016 **11B-404.2.10**

Mitigated:

○ YES
◉ NO

1 JOB $75 **$75**



Priority 1 *Severity* 3

Item no., Rm no. and Name	Existing Architectural Barrier and Proposed Solution	Codes / Mitigation Info	Qty	Unit	Cost	Total

Door Swing

21

- *As-Built Description:*

Front approach: At pull side, door does not have clear and level maneuvering space measuring door width plus 18" x 60". (24" x 60" at exterior doors).

- *As-Built:* **Door width plus 9" to railing**
- *Proposed Solution:*

Provide power door operator.

PCODE **ID23C**
ADAAG 91 **Fig. 25(a)**
ADA 2010 **404.2.4**
CBC 2007 **11B-26A(a)**
CBC 2016 **11B-404.2.4**

Mitigated:

○ YES
◉ NO

1 JOB $15,000 **$15,000**



Priority 1 *Severity* 3

Door Threshold

22

- *As-Built Description:*

Door inaccessible due to threshold or step at door exceeding 1/2".

- *As-Built:* **1" high**
- *Proposed Solution:*

Modify threshold to be no more than 1/2" by removing existing paving at door and providing landing with edge ramping (slope 1:20 max).

PCODE **ID02A**
ADAAG 91 **4.13.8**
ADA 2010 **404.2.5**
CBC 2007 **1133B.2.4.1**
CBC 2016 **11B-404.2.5**

Mitigated:

○ YES
◉ NO

1 JOB $1,200 **$1,200**



Priority 1 *Severity* 4

Item no., Rm no. and Name	Existing Architectural Barrier and Proposed Solution	Codes / Mitigation Info	Qty	Unit	Cost	Total

3 Hallway

☐ Staff Only

Corridor

25

- *As-Built Description:*

Corridor, for occupant load less than 10, less than 36" wide.

- *As-Built:* **30" wide at chairs**
- *Proposed Solution:*

Enlarge corridor to 36" wide; relocate stud wall.

- ***Notes:***

Remove chairs

PCODE **IH03REF**
ADAAG 91 **4.3.3**
ADA 2010 **403.5.1**
CBC 2007 **1133B.3.1**
CBC 2016 **11B-403.5.1**

Mitigated:

○ YES
◉ NO

REF



Priority 1 *Severity* 3

Doormat

28

- *As-Built Description:*

Doormat hinders access to disabled persons.

- *Proposed Solution:*

Provide new doormat; recess or attach at edges.

PCODE **ID05**
ADAAG 91 **4.5.3**
ADA 2010 **302.2**
CBC 2007 **1124B.3**
CBC 2016 **11B-302.2**

Mitigated:

○ YES
◉ NO

3 JOB $1,500 **$4,500**



Priority 1 *Severity* 3

Electrical

26

- *As-Built Description:*

Electric switch or control mounted less than 15" measured to the bottom of the outlet box or greater than 48 inches measured to the top of the outlet box.

- *As-Built:* **13" high to bottom of box**
- *Proposed Solution:*

Relocate light switches or control to between 15" and 48" height.

PCODE **IC01**
ADAAG 91 **4.2.5 & 6**
ADA 2010 **308.2.1 & 308.2.2**
CBC 2007 **1117B.6.3**
CBC 2016 **11B-308.2.1 & 11B-308.2.2**

Mitigated:

○ YES
◉ NO

3 JOB $900 **$2,700**



Priority 1 *Severity* 4

Item no., Rm no. and Name	Existing Architectural Barrier and Proposed Solution	Codes / Mitigation Info	Qty	Unit	Cost	Total
	Protrusion Limits					
27	• *As-Built Description:* Protruding objects more than 4" from wall, when bottom of object more than 27" or less than 80" above finished floor. • *As-Built:* **Extinguisher protrudes 5" at 40" high** • *Proposed Solution:* Provide cane-detectable railing to mark area of low clearance.	*PCODE* **EG04A** *ADAAG 91* **4.4.1** *ADA 2010* **307.2** *CBC 2007* **1133B.8.6.1** *CBC 2016* **11B-307.2** **Mitigated:** ○ YES ◉ NO	1	LF	$300	**$300**
						
		Priority 1 *Severity* 4				
	Signage					
29	• *As-Built Description:* At final exit door to exterior: Where required exit signs are installed, signs to provide exiting information for people with vision impairment are not provided. • *Proposed Solution:* Provide raised letter/Braille "EXIT" sign at door.	*PCODE* **SA10A** *ADAAG 91* **4.1.3(16)** *ADA 2010* **216.4.1** *CBC 2007* **1011.3** *CBC 2016* **11B-216.4.1** **Mitigated:** ○ YES ◉ NO	2	JOB	$270	**$540**
						
		Priority 1 *Severity* 3				

Item no., Rm no. and Name	Existing Architectural Barrier and Proposed Solution	Codes / Mitigation Info	Qty	Unit	Cost	Total

4 Men's Restroom ☐ Staff Only

Accessories

42

- *As-Built Description:*

Dispensers in sanitary facilities, such as for towels, soap, sanitary napkins, seat covers, etc., and waste receptacles more than 48" (CA only: 40") from floor to highest operating slot or control.

- *As-Built:* **SCD: 48" high**
- *Proposed Solution:*

Relocate existing restroom accessories.

PCODE **WG01AREF**
ADAAG 91 **4.23.7**
ADA 2010 **308.2.1**
CBC 2007 **1115B.8.3**
CBC 2016 **11B-603.5**

Mitigated:
○ YES
◉ NO

REF



Priority 3 *Severity* 2

Accessories

36

- *As-Built Description:*

Bottom of mirror located above lavatories or countertops more than 40" above floor.

- *As-Built:* **50" high**
- *Proposed Solution:*

Relocate or provide new accessible mirror.

PCODE **WG03**
ADAAG 91 **4.19.6**
ADA 2010 **603.3**
CBC 2007 **1115B.8.1**
CBC 2016 **11B-603.3**

Mitigated:
○ YES
◉ NO

1 JOB $450 **$450**



Priority 3 *Severity* 3

Coat Hook

40

- *As-Built Description:*

Accessible coat hook not within reach range.

- *As-Built:* **64" high**
- *Proposed Solution:*

Adjust existing or provide new coat hook at maximum 48" height.

PCODE **WG03A**
ADAAG 91 **4.2.5**
ADA 2010 **603.4**
CBC 2007 **1118B.5**
CBC 2016 **11B-603.4**

Mitigated:
○ YES
◉ NO

1 JOB $150 **$150**



Priority 3 *Severity* 2

Item no., Rm no. and Name	Existing Architectural Barrier and Proposed Solution	Codes / Mitigation Info	Qty	Unit	Cost	Total

Door Clearance

33

- *As-Built Description:*

Door on accessible route has less than 32" clear and 80" (78" min. to closer if provided) opening width when 90° open.

- *As-Built:* **29" wide**
- *Proposed Solution:*

Provide new, larger door and frame with new accessible hardware.

PCODE **ID01**
ADAAG 91 **4.13.5**
ADA 2010 **404.2.3**
CBC 2007 **1133B.1.1.1.1**
CBC 2016 **11B-404.2.3**

Mitigated:
○ YES
● NO

1 JOB $7,800 **$7,800**



Priority 3 *Severity* 3

Door Stopper

34

- *As-Built Description:*

At push side of door on accessible route, bottom 10" does not have a smooth, uninterrupted surface.

- *Proposed Solution:*

Remove door stopper when altering area. Provide rubber wedge.

PCODE **ID06A**
ADA 2010 **404.2.10**
CBC 2007 **1133B.2.6**
CBC 2016 **11B-404.2.10**

Mitigated:
○ YES
● NO

1 JOB $75 **$75**



Priority 3 *Severity* 3

Door Swing

30

- *As-Built Description:*

Front approach: At pull side, door does not have clear and level maneuvering space measuring door width plus 18" x 60". (24" x 60" at exterior doors).

- *As-Built:* **54" from face of door to wall**
- *Proposed Solution:*

Provide power door operator.

PCODE **ID23C**
ADAAG 91 **Fig. 25(a)**
ADA 2010 **404.2.4**
CBC 2007 **11B-26A(a)**
CBC 2016 **11B-404.2.4**

Mitigated:
○ YES
● NO

1 JOB $15,000 **$15,000**



Priority 3 *Severity* 4

Item no., Rm no. and Name	Existing Architectural Barrier and Proposed Solution	Codes / Mitigation Info	Qty	Unit	Cost	Total

Grab Bars

43

- *As-Built Description:*

Accessories/dispensers in accessible stall located closer than 1-1/2" below or 12" above grab bar impedes its use.

- *As-Built:* **1.25" below**
- *Proposed Solution:*

Relocate accessories/dispensers to be no closer than 1-1/2" below and 12" above grab bars (except if accessories are recessed, flush with wall, and have no sharp edges).

PCODE **WB07I**
ADAAG 91 **4.26.2**
ADA 2010 **609.3**
CBC 2007 **1133B.4.2.5**
CBC 2016 **11B-609.3**

Mitigated:
○ YES
◉ NO

1 JOB $225 **$225**



Priority 3 *Severity* 4

Grab Bars

29

- *As-Built Description:*

Accessories/dispensers in accessible stall located closer than 1-1/2" below or 12" above grab bar impedes its use.

- *Proposed Solution:*

Relocate accessories/dispensers to be no closer than 1-1/2" below and 12" above grab bars (except if accessories are recessed, flush with wall, and have no sharp edges).

PCODE **WB07I**
ADAAG 91 **4.26.2**
ADA 2010 **609.3**
CBC 2007 **1133B.4.2.5**
CBC 2016 **11B-609.3**

Mitigated:
○ YES
◉ NO

1 JOB $225 **$225**



Priority 3 *Severity* 3

Lavatory

35

- *As-Built Description:*

Wheelchair clearance under lavatory apron or lavatory counter front edge less than 29" high.

- *Proposed Solution:*

Provide new accessible lavatory. Remodel restroom as needed.

PCODE **WD03**
ADAAG 91 **4.19.2**
ADA 2010 **606.3**
CBC 2007 **1115B.4.3.3**
CBC 2016 **11B-306.3.1**

Mitigated:
○ YES
◉ NO

1 JOB $10,200 **$10,200**



Priority 3 *Severity* 2

Item no., Rm no. and Name	Existing Architectural Barrier and Proposed Solution	Codes / Mitigation Info	Qty	Unit	Cost	Total
	Signage					
31	• *As-Built Description:* Entrance to toilet or bathing facility not identified with ADAAG compliant signage. • *Proposed Solution:* Provide ADA compliant sign mounted at 48" min. above to baseline of the lowest Braille cells and 60" max. to baseline of the highest line of raised characters on nearest adjacent wall, on latch side of a single door (located not to cause a Braille reader to stand within the door swing).	*PCODE* **SA11A** *ADAAG 91* **4.1.3(16)(a)** *ADA 2010* **216.8** *CBC 2016* **11B-216.8** **Mitigated:** ○ YES ◉ NO	1	JOB	$270	**$270**
						
		Priority 3 *Severity* 3				
	Signage					
32	• *As-Built Description:* Required in CA only: identification symbol centered 58" to 60" high on sanitary facility door that contrasts with the door not provided (women: 12" ø circle, men: 12" triangle, unisex: combined symbol). • *Proposed Solution:* Provide properly mounted sanitary facility symbol when altering area. If wheelchair accessible, include International Symbol of Accessibility on sign.	*PCODE* **SA15** *CBC 2007* **1115B.6** *CBC 2016* **11B-703.7.2.6** **Mitigated:** ○ YES ◉ NO	1	JOB	$270	**$270**
						
		Priority 3 *Severity* 3				
	Stall Door					
39	• *As-Built Description:* Stall door does not have accessible operating hardware (U-pulls on both sides, flip-over or sliding lock). • *Proposed Solution:* Provide new accessible locking hardware that does not require grasping, pinching, or twisting and U-pulls on both sides.	*PCODE* **WB05C** *ADAAG 91* **4.17.5** *ADA 2010* **604.8.1.2** *CBC 2007* **1115B.3.1.4.5** *CBC 2016* **11B-604.8.1.2** **Mitigated:** ○ YES ◉ NO	1	JOB	$300	**$300**
						
		Priority 3 *Severity* 3				

Item no., Rm no. and Name	Existing Architectural Barrier and Proposed Solution	Codes / Mitigation Info	Qty	Unit	Cost	Total
37	**Urinal** • *As-Built Description:* Fixture mounted with rim more than 17" above floor. • *As-Built:* **25" high** • *Proposed Solution:* Provide accessible urinal. Remodel restroom as needed.	*PCODE* **WE02** *ADAAG 91* **4.18.2** *ADA 2010* **605.2** *CBC 2007* **1115B.4.2.1** *CBC 2016* **11B-605.2** **Mitigated:** ○ YES ◉ NO	1	JOB	$7,200	**$7,200**



Priority 3 *Severity* 2

38	**Urinal** • *As-Built Description:* 36" wide clearance in front of accessible urinal not provided when walls or partitions project more than 24" from the front edge of 30" x 48" clear space. • *As-Built:* **30" wide and 48" deep.** • *Proposed Solution:* Provide 36" clear floor space in front of accessible urinal. Remodel restroom as needed.	*PCODE* **WE04A** *ADAAG 91* **4.18.3** *ADA 2010* **605.3** *CBC 2007* **1115B.4.2.3** *CBC 2016* **11B-605.3** **Mitigated:** ○ YES ◉ NO	1	JOB	$4,500	**$4,500**



Priority 3 *Severity* 2

44	**Wheelchair Clearance** • *As-Built Description:* CA only: Minimum space in front of accessible compartment stall less than 48" clear, perpendicular to door. • *As-Built:* **Less than 36" in front of the grab bar to stall partition** • *Proposed Solution:* Relocate or reconfigure accessible compartment stall to provide 48" clear in front, or provide new stall.	*PCODE* **WC02B** *CBC 2007* **1115B.3.1.4.3** *CBC 2016* **11B-604.3.1** **Mitigated:** ○ YES ◉ NO	1	JOB	$4,500	**$4,500**



Priority 3 *Severity* 2

Item no., Rm no. and Name	Existing Architectural Barrier and Proposed Solution	Codes / Mitigation Info	Qty	Unit	Cost	Total

5 Women's Restroom ☐ Staff Only

Accessories

50 • *As-Built Description:*
Dispensers in sanitary facilities, such as for towels, soap, sanitary napkins, seat covers, etc., and waste receptacles more than 48" (CA only: 40") from floor to highest operating slot or control.

• *As-Built:* **SD: 48" high**
PTD: 48" high

• *Proposed Solution:*
Relocate existing restroom accessories.

PCODE **WG01A**
ADAAG 91 **4.23.7**
ADA 2010 **308.2.1**
CBC 2007 **1115B.8.3**
CBC 2016 **11B-603.5**

Mitigated:
○ YES
◉ NO

2 JOB $300 **$600**



Priority 3 *Severity* 2

Accessories

59 • *As-Built Description:*
Dispensers in sanitary facilities, such as for towels, soap, sanitary napkins, seat covers, etc., and waste receptacles more than 48" (CA only: 40") from floor to highest operating slot or control.

• *As-Built:* **SCD: 50" high**

• *Proposed Solution:*
Relocate existing restroom accessories.

PCODE **WG01A**
ADAAG 91 **4.23.7**
ADA 2010 **308.2.1**
CBC 2007 **1115B.8.3**
CBC 2016 **11B-603.5**

Mitigated:
○ YES
◉ NO

1 JOB $300 **$300**



Priority 3 *Severity* 2

Accessories

57 • *As-Built Description:*
Toilet paper dispenser less than 15" (CA: 19") or more than 48" above floor or not within 7" to 9" from front of water closet (Note: CA pre-2010 is allowed within 12" from front of water closet).

• *As-Built:* **11" o.c.**

• *Proposed Solution:*
Relocate or provide new toilet paper dispenser.

PCODE **WG02**
ADAAG 91 **4.16.6**
ADA 2010 **604.7**
CBC 2007 **1115B.8.4**
CBC 2016 **11B-604.7**

Mitigated:
○ YES
◉ NO

1 JOB $225 **$225**



Priority 3 *Severity* 3

Item no., Rm no. and Name	Existing Architectural Barrier and Proposed Solution	Codes / Mitigation Info	Qty	Unit	Cost	Total

Coat Hook

56

- *As-Built Description:*

Accessible coat hook not within reach range.

- *As-Built:* **72" high**
- *Proposed Solution:*

Adjust existing or provide new coat hook at maximum 48" height.

PCODE **WG03A**
ADAAG 91 **4.2.5**
ADA 2010 **603.4**
CBC 2007 **1118B.5**
CBC 2016 **11B-603.4**

Mitigated:

○ YES
◉ NO

1 JOB $150 **$150**



Priority 3 *Severity* 1

Door Clearance

47

- *As-Built Description:*

Door on accessible route has less than 32" clear and 80" (78" min. to closer if provided) opening width when 90° open.

- *As-Built:* **29" wide**
- *Proposed Solution:*

Provide new, larger door and frame with new accessible hardware.

PCODE **ID01**
ADAAG 91 **4.13.5**
ADA 2010 **404.2.3**
CBC 2007 **1133B.1.1.1.1**
CBC 2016 **11B-404.2.3**

Mitigated:

○ YES
◉ NO

1 JOB $7,800 **$7,800**



Priority 3 *Severity* 3

Door Stopper

48

- *As-Built Description:*

At push side of door on accessible route, bottom 10" does not have a smooth, uninterrupted surface.

- *Proposed Solution:*

Remove door stopper when altering area. Provide rubber wedge.

PCODE **ID06A**
ADA 2010 **404.2.10**
CBC 2007 **1133B.2.6**
CBC 2016 **11B-404.2.10**

Mitigated:

○ YES
◉ NO

1 JOB $75 **$75**



Priority 3 *Severity* 3

Item no., Rm no. and Name	Existing Architectural Barrier and Proposed Solution	Codes / Mitigation Info	Qty	Unit	Cost	Total
	Door Swing					
49	• *As-Built Description:* Front approach: At pull side, door does not have clear and level maneuvering space measuring door width plus 18" x 60". (24" x 60" at exterior doors). • *As-Built:* **Door width plus 5"** • *Proposed Solution:* Remove or relocate furniture or storage items.	*PCODE* **ID23A** *ADAAG 91* **Fig. 25(a)** *ADA 2010* **404.2.4** *CBC 2007* **11B-26A(a)** *CBC 2016* **11B-404.2.4** **Mitigated:** ○ YES ◉ NO	1	JOB	$150	**$150**
						
		Priority 3 *Severity* 2				
	Door Swing					
52	• *As-Built Description:* Front approach: At pull side, door does not have clear and level maneuvering space measuring door width plus 18" x 60". (24" x 60" at exterior doors). • *As-Built:* **45" from face of door to counter** • *Proposed Solution:* Remove or relocate furniture or storage items.	*PCODE* **ID23A** *ADAAG 91* **Fig. 25(a)** *ADA 2010* **404.2.4** *CBC 2007* **11B-26A(a)** *CBC 2016* **11B-404.2.4** **Mitigated:** ○ YES ◉ NO	1	JOB	$150	**$150**
						
		Priority 3 *Severity* 3				
	Grab Bars					
58	• *As-Built Description:* Accessories/dispensers in accessible stall located closer than 1-1/2" below or 12" above grab bar impedes its use. • *As-Built:* **0.5" below** • *Proposed Solution:* Relocate accessories/dispensers to be no closer than 1-1/2" below and 12" above grab bars (except if accessories are recessed, flush with wall, and have no sharp edges).	*PCODE* **WB07I** *ADAAG 91* **4.26.2** *ADA 2010* **609.3** *CBC 2007* **1133B.4.2.5** *CBC 2016* **11B-609.3** **Mitigated:** ○ YES ◉ NO	1	JOB	$225	**$225**
						
		Priority 3 *Severity* 4				

Item no., Rm no. and Name	Existing Architectural Barrier and Proposed Solution	Codes / Mitigation Info	Qty	Unit	Cost	Total

Lavatory

51 • *As-Built Description:*
Wheelchair clearance under lavatory apron or lavatory counter front edge less than 29" high.

• *As-Built:* **Apron: 27" high**

• *Proposed Solution:*
Provide new accessible lavatory. Remodel restroom as needed.

PCODE **WD03**
ADAAG 91 **4.19.2**
ADA 2010 **606.3**
CBC 2007 **1115B.4.3.3**
CBC 2016 **11B-306.3.1**

Mitigated:
○ YES
◉ NO

1 JOB $10,200 **$10,200**



Priority 3 *Severity* 2

Signage

45 • *As-Built Description:*
Entrance to toilet or bathing facility not identified with ADAAG compliant signage.

• *Proposed Solution:*
Provide ADA compliant sign mounted at 48" min. above to baseline of the lowest Braille cells and 60" max. to baseline of the highest line of raised characters on nearest adjacent wall, on latch side of a single door (located not to cause a Braille reader to stand within the door swing).

PCODE **SA11A**
ADAAG 91 **4.1.3(16)(a)**
ADA 2010 **216.8**
CBC 2016 **11B-216.8**

Mitigated:
○ YES
◉ NO

1 JOB $270 **$270**



Priority 3 *Severity* 3

Signage

46 • *As-Built Description:*
Required in CA only: identification symbol centered 58" to 60" high on sanitary facility door that contrasts with the door not provided (women: 12" ø circle, men: 12" triangle, unisex: combined symbol).

• *Proposed Solution:*
Provide properly mounted sanitary facility symbol when altering area. If wheelchair accessible, include International Symbol of Accessibility on sign.

PCODE **SA15**
CBC 2007 **1115B.6**
CBC 2016 **11B-703.7.2.6**

Mitigated:
○ YES
◉ NO

1 JOB $270 **$270**



Priority 3 *Severity* 3

Item no., Rm no. and Name	Existing Architectural Barrier and Proposed Solution	Codes / Mitigation Info	Qty	Unit	Cost	Total
55	**Stall Door** • *As-Built Description:* Stall door to accessible compartment not self closing. • *Proposed Solution:* Adjust closer.	*PCODE* **WB05B** *ADAAG 91* **4.22.4** *ADA 2010* **604.8.1.2** *CBC 2007* **1115B.3.1.4.4** *CBC 2016* **11B-604.8.1.2** **Mitigated:** ○ YES ◉ NO	1	JOB	$75	**$75**



Priority 3 *Severity* 4

53	**Stall Door** • *As-Built Description:* Stall door does not have accessible operating hardware (U-pulls on both sides, flip-over or sliding lock). • *As-Built:* **No handle and twist lock** • *Proposed Solution:* Provide new accessible locking hardware that does not require grasping, pinching, or twisting and U-pulls on both sides.	*PCODE* **WB05C** *ADAAG 91* **4.17.5** *ADA 2010* **604.8.1.2** *CBC 2007* **1115B.3.1.4.5** *CBC 2016* **11B-604.8.1.2** **Mitigated:** ○ YES ◉ NO	1	JOB	$300	**$300**



Priority 3 *Severity* 3

54	**Wheelchair Clearance** • *As-Built Description:* CA only: Minimum space in front of accessible compartment stall less than 48" clear, perpendicular to door. • *As-Built:* **28" in front of toilet** • *Proposed Solution:* Relocate or reconfigure accessible compartment stall to provide 48" clear in front, or provide new stall.	*PCODE* **WC02B** *CBC 2007* **1115B.3.1.4.3** *CBC 2016* **11B-604.3.1** **Mitigated:** ○ YES ◉ NO	1	JOB	$4,500	**$4,500**



Priority 3 *Severity* 1

Item no., Rm no. and Name	Existing Architectural Barrier and Proposed Solution	Codes / Mitigation Info	Qty	Unit	Cost	Total

6 Conference Room

☐ Staff Only

Door Hardware

61

- *As-Built Description:*

Door does not have accessible operating hardware.

- *Proposed Solution:*

Provide lever handle or other accessible hardware.

PCODE **ID07**
ADAAG 91 **4.13.9**
ADA 2010 **404.2.7**
CBC 2007 **1133B.2.5.2**
CBC 2016 **11B-404.2.7**

Mitigated:

○ YES
◉ NO

1 JOB $750 **$750**



Priority 2 *Severity* 3

Door Stopper

62

- *As-Built Description:*

At push side of door on accessible route, bottom 10" does not have a smooth, uninterrupted surface.

- *Proposed Solution:*

Remove door stopper when altering area. Provide rubber wedge.

PCODE **ID06A**
ADA 2010 **404.2.10**
CBC 2007 **1133B.2.6**
CBC 2016 **11B-404.2.10**

Mitigated:

○ YES
◉ NO

1 JOB $75 **$75**



Priority 2 *Severity* 3

Door Swing

60

- *As-Built Description:*

Front approach: At pull side, door does not have clear and level maneuvering space measuring door width plus 18" x 60". (24" x 60" at exterior doors).

- *As-Built:* **Door width plus 11" to wall**
- *Proposed Solution:*

Provide power door operator.

PCODE **ID23C**
ADAAG 91 **Fig. 25(a)**
ADA 2010 **404.2.4**
CBC 2007 **11B-26A(a)**
CBC 2016 **11B-404.2.4**

Mitigated:

○ YES
◉ NO

1 JOB $15,000 **$15,000**



Priority 2 *Severity* 3

Item no., Rm no. and Name	Existing Architectural Barrier and Proposed Solution	Codes / Mitigation Info	Qty	Unit	Cost	Total
	Electrical					
63	• *As-Built Description:* Electric switch or control mounted less than 15" measured to the bottom of the outlet box or greater than 48 inches measured to the top of the outlet box. • *As-Built:* **52" to top of box** • *Proposed Solution:* Relocate light switches or control to between 15" and 48" height.	*PCODE* **IC01** *ADAAG 91* **4.2.5 & 6** *ADA 2010* **308.2.1 & 308.2.2** *CBC 2007* **1117B.6.3** *CBC 2016* **11B-308.2.1 & 11B-308.2.2** **Mitigated:** ○ YES ◉ NO	1	JOB	$900	**$900**



Priority 2 *Severity* 4

Item no., Rm no. and Name	Existing Architectural Barrier and Proposed Solution	Codes / Mitigation Info	Qty	Unit	Cost	Total

7 Lounge ☐ Staff Only

Door Hardware

64

- *As-Built Description:*

Door does not have accessible operating hardware.

- *Proposed Solution:*

Provide lever handle or other accessible hardware.

PCODE **ID07**
ADAAG 91 **4.13.9**
ADA 2010 **404.2.7**
CBC 2007 **1133B.2.5.2**
CBC 2016 **11B-404.2.7**

Mitigated:
○ YES
◉ NO

2 JOB $750 **$1,500**



Priority 2 *Severity* 3

Door Stopper

65

- *As-Built Description:*

At push side of door on accessible route, bottom 10" does not have a smooth, uninterrupted surface.

- *Proposed Solution:*

Remove door stopper when altering area. Provide rubber wedge.

PCODE **ID06A**
ADA 2010 **404.2.10**
CBC 2007 **1133B.2.6**
CBC 2016 **11B-404.2.10**

Mitigated:
○ YES
◉ NO

1 JOB $75 **$75**



Priority 2 *Severity* 3

Door Swing

68

- *As-Built Description:*

Front approach: At pull side, door does not have clear and level maneuvering space measuring door width plus 18" x 60". (24" x 60" at exterior doors).

- *As-Built:* **Door width plus 10" to wall**
- *Proposed Solution:*

Change door swing.

- ***Notes:***

Door from hallway.

PCODE **ID23**
ADAAG 91 **Fig. 25(a)**
ADA 2010 **404.2.4**
CBC 2007 **11B-26A(a)**
CBC 2016 **11B-404.2.4**

Mitigated:
○ YES
◉ NO

1 JOB $1,500 **$1,500**



Priority 2 *Severity* 3

Item no., Rm no. and Name	Existing Architectural Barrier and Proposed Solution	Codes / Mitigation Info	Qty	Unit	Cost	Total
	Door Swing					
67	• *As-Built Description:* Front approach: At pull side, door does not have clear and level maneuvering space measuring door width plus 18" x 60". (24" x 60" at exterior doors). • *As-Built:* **48" from face of door to cabinet** • *Proposed Solution:* Remove or relocate furniture or storage items. • ***Notes:*** **Door from kitchen.**	*PCODE* **ID23A** *ADAAG 91* **Fig. 25(a)** *ADA 2010* **404.2.4** *CBC 2007* **11B-26A(a)** *CBC 2016* **11B-404.2.4** **Mitigated:** ○ YES ◉ NO	1	JOB	$150	**$150**
						
		Priority **2** *Severity* **3**				
	Electrical					
71	• *As-Built Description:* Electric switch or control mounted less than 15" measured to the bottom of the outlet box or greater than 48 inches measured to the top of the outlet box. • *As-Built:* **50" to top of box** • *Proposed Solution:* Relocate light switches or control to between 15" and 48" height.	*PCODE* **IC01** *ADAAG 91* **4.2.5 & 6** *ADA 2010* **308.2.1 & 308.2.2** *CBC 2007* **1117B.6.3** *CBC 2016* **11B-308.2.1 & 11B-308.2.2** **Mitigated:** ○ YES ◉ NO	1	JOB	$900	**$900**
						
		Priority **2** *Severity* **4**				
	Reach Range					
70	• *As-Built Description:* Reach height to control or access point, exceeds 48" or is less than 15". • *As-Built:* **55" high** • *Proposed Solution:* Modify equipment or mounting.	*PCODE* **IE01** *ADAAG 91* **4.2.5** *ADA 2010* **308.2.1** *CBC 2007* **1118B.5** *CBC 2016* **11B-308.2.1** **Mitigated:** ○ YES ◉ NO	1	JOB	$300	**$300**
						
		Priority **2** *Severity* **3**				

Item no., Rm no. and Name	Existing Architectural Barrier and Proposed Solution	Codes / Mitigation Info	Qty	Unit	Cost	Total
	Signage					
69	• *As-Built Description:* Existing sign designating permanent room or space is noncompliant. • *Proposed Solution:* Provide compliant signage.	*PCODE* **SA13** *ADAAG 91* **4.1.3(16)(a)** *ADA 2010* **216.2** *CBC 2007* **1117B.5** *CBC 2016* **11B-216.2** **Mitigated:** ○ YES ◉ NO	1	JOB	$450	**$450**



Priority 2 *Severity* 4

Item no., Rm no. and Name	Existing Architectural Barrier and Proposed Solution	Codes / Mitigation Info	Qty	Unit	Cost	Total

8 Kitchen

☐ Staff Only

Desk

77

- *As-Built Description:*

Accessible fixed table or desk (top 28" to 34" high; knee space at least 27" high x 19" deep x 30" wide) not provided.

- *As-Built:* **36" high**
- *Proposed Solution:*

Provide new fixed accessible table or desk.

PCODE **IN02**
ADAAG 91 **4.32.3 & .4**
ADA 2010 **306.1 & 902.3**
CBC 2007 **1122B.3 & 4**
CBC 2016 **11B-306.1 & 11B -902.3**

Mitigated:

○ YES
◉ NO

1 JOB $7,500 **$7,500**



Priority 2 *Severity* 4

Door

75

- *As-Built Description:*

Vision Light at door that permits viewing, does not have bottom of at least one glazed panel located 43 inches maximum above the finish floor. (Exception: More than 66" above finished floor.)

- *As-Built:* **55" high**
- *Proposed Solution:*

Provide new door with vision panel at 43" max.

PCODE **ID06C**
ADA 2010 **404.2.11**
CBC 2016 **11B-404.2.11**

Mitigated:

○ YES
◉ NO

1 JOB $7,500 **$7,500**



Priority 2 *Severity* 2

Door Hardware

74

- *As-Built Description:*

Door does not have accessible operating hardware.

- *Proposed Solution:*

Provide lever handle or other accessible hardware.

PCODE **ID07**
ADAAG 91 **4.13.9**
ADA 2010 **404.2.7**
CBC 2007 **1133B.2.5.2**
CBC 2016 **11B-404.2.7**

Mitigated:

○ YES
◉ NO

1 JOB $750 **$750**



Priority 2 *Severity* 3

Item no., Rm no. and Name	Existing Architectural Barrier and Proposed Solution	Codes / Mitigation Info	Qty	Unit	Cost	Total
73	**Door Stopper** • *As-Built Description:* At push side of door on accessible route, bottom 10" does not have a smooth, uninterrupted surface. • *Proposed Solution:* Remove door stopper when altering area. Provide rubber wedge.	*PCODE* **ID06A** *ADA 2010* **404.2.10** *CBC 2007* **1133B.2.6** *CBC 2016* **11B-404.2.10** **Mitigated:** ○ YES ◉ NO	1	JOB	$75	**$75**
80	**Door Stopper** • *As-Built Description:* At push side of door on accessible route, bottom 10" does not have a smooth, uninterrupted surface. • *Proposed Solution:* Remove door stopper when altering area. Provide rubber wedge.	*PCODE* **ID06A** *ADA 2010* **404.2.10** *CBC 2007* **1133B.2.6** *CBC 2016* **11B-404.2.10** **Mitigated:** ○ YES ◉ NO	1	JOB	$75	**$75**
72	**Door Swing** • *As-Built Description:* Front approach: At pull side, door does not have clear and level maneuvering space measuring door width plus 18" x 60". (24" x 60" at exterior doors). • *As-Built:* **53" from face of door** • *Proposed Solution:* Change door swing.	*PCODE* **ID23** *ADAAG 91* **Fig. 25(a)** *ADA 2010* **404.2.4** *CBC 2007* **11B-26A(a)** *CBC 2016* **11B-404.2.4** **Mitigated:** ○ YES ◉ NO	1	JOB	$1,500	**$1,500**



Priority 2 *Severity* 3



Priority 2 *Severity* 3



Priority 2 *Severity* 3

Item no., Rm no. and Name	Existing Architectural Barrier and Proposed Solution	Codes / Mitigation Info	Qty	Unit	Cost	Total

Door Swing

79

- *As-Built Description:*

Front approach: At pull side, door does not have clear and level maneuvering space measuring door width plus 18" x 60". (24" x 60" at exterior doors).

- *As-Built:* **Door width plus 14" to wall**
- *Proposed Solution:*

Change door swing.

PCODE **ID23**
ADAAG 91 **Fig. 25(a)**
ADA 2010 **404.2.4**
CBC 2007 **11B-26A(a)**
CBC 2016 **11B-404.2.4**

Mitigated:

○ YES
◉ NO

1 JOB $1,500 **$1,500**



Priority 2 *Severity* 4

Public Counter

78

- *As-Built Description:*

Service counter (stand-up): Accessible section min. 36" length and 36" max. height (in CA: 28" to 34" high) not provided.

- *As-Built:* **36" high**
- *Proposed Solution:*

Retrofit existing counter to provide accessible section.
Interim solution: Provide auxiliary counter, table, or clipboard.

PCODE **IN03**
ADAAG 91 **7.2(2)**
ADA 2010 **904.4**
CBC 2007 **1122B.4**
CBC 2016 **11B-904.4**

Mitigated:

○ YES
◉ NO

1 JOB $6,000 **$6,000**



Priority 2 *Severity* 4

Sink

76

- *As-Built Description:*

Sink does not have knee space min. 27" high x 19" deep x 30" wide.

- *Proposed Solution:*

Remodel sink cabinet.

PCODE **IN06A**
ADAAG 91 **4.24.3**
ADA 2010 **606.2**
CBC 2007 **1115B.4.7.1**
CBC 2016 **11B-606.2**

Mitigated:

○ YES
◉ NO

1 JOB $5,250 **$5,250**



Priority 2 *Severity* 2

Item no., Rm no. and Name	Existing Architectural Barrier and Proposed Solution	Codes / Mitigation Info	Qty	Unit	Cost	Total

9 Recreation Area

☐ Staff Only

Public Counter

83

- *As-Built Description:*

Service counter (stand-up): Accessible section min. 36" length and 36" max. height (in CA: 28" to 34" high) not provided.

- *As-Built:* **36" high**
- *Proposed Solution:*

Retrofit existing counter to provide accessible section.
Interim solution: Provide auxiliary counter, table, or clipboard.

- ***Notes:***

Sign in counter.

PCODE **IN03**
ADAAG 91 **7.2(2)**
ADA 2010 **904.4**
CBC 2007 **1122B.4**
CBC 2016 **11B-904.4**

Mitigated:

○ YES
◉ NO

1 JOB $6,000 **$6,000**



Priority 2 *Severity* 4

Reach Range

81

- *As-Built Description:*

Reach height to control or access point, exceeds 48" or is less than 15".

>48" high

- *Proposed Solution:*

Modify equipment or mounting.

PCODE **IE01**
ADAAG 91 **4.2.5**
ADA 2010 **308.2.1**
CBC 2007 **1118B.5**
CBC 2016 **11B-308.2.1**

Mitigated:

○ YES
◉ NO

1 JOB $300 **$300**



Priority 2 *Severity* 4

Item no., Rm no. and Name	Existing Architectural Barrier and Proposed Solution	Codes / Mitigation Info	Qty	Unit	Cost	Total

10 Auditorium

☐ Staff Only

Door

93

- *As-Built Description:*

Vision Light at door that permits viewing, does not have bottom of at least one glazed panel located 43 inches maximum above the finish floor. (Exception: More than 66" above finished floor.)

- *As-Built:* **50" high**
- *Proposed Solution:*

Provide new door with vision panel at 43" max.

PCODE **ID06C**
ADA 2010 **404.2.11**
CBC 2016 **11B-404.2.11**

Mitigated:
○ YES
● NO

1 JOB $7,500 **$7,500**



Priority 2 *Severity* 3

Door Clearance

89

- *As-Built Description:*

Door on accessible route has less than 32" clear and 80" (78" min. to closer if provided) opening width when 90° open.

- *As-Built:* **29" wide**
- *Proposed Solution:*

Provide new, larger door and frame with new accessible hardware.

PCODE **ID01**
ADAAG 91 **4.13.5**
ADA 2010 **404.2.3**
CBC 2007 **1133B.1.1.1.1**
CBC 2016 **11B-404.2.3**

Mitigated:
○ YES
● NO

1 JOB $7,800 **$7,800**



Priority 2 *Severity* 3

Door Hardware

88

- *As-Built Description:*

Door does not have accessible operating hardware.

- *Proposed Solution:*

Provide lever handle or other accessible hardware.

PCODE **ID07**
ADAAG 91 **4.13.9**
ADA 2010 **404.2.7**
CBC 2007 **1133B.2.5.2**
CBC 2016 **11B-404.2.7**

Mitigated:
○ YES
● NO

1 JOB $750 **$750**



Priority 2 *Severity* 3

Item no., Rm no. and Name	Existing Architectural Barrier and Proposed Solution	Codes / Mitigation Info	Qty	Unit	Cost	Total

Handrails

86

- *As-Built Description:*

Handrail not provided at stairs or ramp, required on both sides (not required at curb ramps or adjacent to seating areas).

- *Proposed Solution:*

Provide new handrail for each side including extensions.

PCODE **ED01**
ADAAG 91 **4.8.5 & 4.9.4**
ADA 2010 **505.2**
CBC 2007 **1133B.4.1.1**
CBC 2016 **& .5.5**
11B-505.2

Mitigated:
○ YES
◉ NO

10 LF $285 **$2,850**



Priority 2 *Severity* 2

Non-Fixed Desk

84

- *As-Built Description:*

Accessible non-fixed table or desk (top 28" to 34" high; knee space at least 27" high x 19" deep x 30" wide) not provided.

- *As-Built:* **Knee space: 26.5" high**
- *Proposed Solution:*

Provide table or desk with accessible dimensions when purchasing new furniture.

- ***Notes:***

38 seats. no accessible

PCODE **IN02A**
ADAAG 91 **4.32.3 & .4**
ADA 2010 **306.1**
CBC 2007 **1122B.3 & 4**
CBC 2016 **11B-306.1 & 11B -902.3**

Mitigated:
○ YES
◉ NO

1 JOB $4,800 **$4,800**



Priority 2 *Severity* 2

Protrusion Limits

3

- *As-Built Description:*

Protruding objects more than 4" from wall, when bottom of object more than 27" or less than 80" above finished floor.

- *As-Built:* **Shelf protrudes 12" at 35" high**
- *Proposed Solution:*

Provide cane-detectable railing to mark area of low clearance.

PCODE **EG04A**
ADAAG 91 **4.4.1**
ADA 2010 **307.2**
CBC 2007 **1133B.8.6.1**
CBC 2016 **11B-307.2**

Mitigated:
○ YES
◉ NO

6? LF $300 **$1,800**



Priority 2 *Severity* 1

Item no., Rm no. and Name	Existing Architectural Barrier and Proposed Solution	Codes / Mitigation Info	Qty	Unit	Cost	Total

Stages

85

- *As-Built Description:*

Stage, enclosed and unenclosed platform, backstage areas or orchestra pit not accessible.

- *Proposed Solution:*

Provide a chair lift to raised platform.

- ***Notes:***

No access to stage.

PCODE **GC01A**
ADAAG 91 **4.33.5**
ADA 2010 **206.7.2**
CBC 2007 **1104B.3.10**
CBC 2016 **11B-206.7.2**

Mitigated:

○ YES
◉ NO

1 JOB $75,000 **$75,000**



Priority 2 *Severity* 3

Stairway

87

- *As-Built Description:*

The leading 2" of the tread does not have visual contrast of dark–on–light or light–on–dark from the remainder of the tread.

- *Proposed Solution:*

Provide 2" min., 4" max. wide contrasting color strip 1" max. from nosing on top & bottom treads when altering area.

PCODE **II02B**
ADA 2010 **504.4**
CBC 2007 **1133B.4.4**
CBC 2016 **11B-504.4.1**

Mitigated:

○ YES
◉ NO

10 LF $42 **$420**



Priority 2 *Severity* 3

Item no., Rm no. and Name	Existing Architectural Barrier and Proposed Solution	Codes / Mitigation Info	Qty	Unit	Cost	Total

11 Offices ☐ Staff Only

Door Hardware

91

- *As-Built Description:*

Door does not have accessible operating hardware.

- *Proposed Solution:*

Provide lever handle or other accessible hardware.

PCODE **ID07**
ADAAG 91 **4.13.9**
ADA 2010 **404.2.7**
CBC 2007 **1133B.2.5.2**
CBC 2016 **11B-404.2.7**

Mitigated:

○ YES
◉ NO

2 JOB $750 **$1,500**



Priority 2 *Severity* 3

Door Stopper

90

- *As-Built Description:*

At push side of door on accessible route, bottom 10" does not have a smooth, uninterrupted surface.

- *Proposed Solution:*

Remove door stopper when altering area. Provide rubber wedge.

PCODE **ID06A**
ADA 2010 **404.2.10**
CBC 2007 **1133B.2.6**
CBC 2016 **11B-404.2.10**

Mitigated:

○ YES
◉ NO

4 JOB $75 **$300**



Priority 2 *Severity* 3

Reach Range

92

- *As-Built Description:*

Reach height to control or access point, exceeds 48" or is less than 15".

- *As-Built:* **55" high**
- *Proposed Solution:*

Modify equipment or mounting.

PCODE **IE01**
ADAAG 91 **4.2.5**
ADA 2010 **308.2.1**
CBC 2007 **1118B.5**
CBC 2016 **11B-308.2.1**

Mitigated:

○ YES
◉ NO

1 JOB $300 **$300**



Priority 2 *Severity* 3

Conceptual Costs for **Floor:** First Floor **$286,215.00**

Facility: **Senior Citizen Center** Part: **Interior** Floor: **First Floor**

Address: **820 Robertson Blvd** Year Built: **TBD**

Item no., Rm no. and Name	Existing Architectural Barrier and Proposed Solution	Codes / Mitigation Info	Qty	Unit	Cost	Total
Conceptual Costs for	**Area:** Interior					**$286,215.00**

Facility: **Senior Citizen Center** Part: **Interior** Floor: **First Floor**

Address: **820 Robertson Blvd** Year Built: **TBD**

Item no., Rm no. and Name	Existing Architectural Barrier and Proposed Solution	Codes / Mitigation Info	Qty	Unit	Cost	Total
Conceptual Costs for	**Facility:** Senior Citizen Center					**$310,830.00**

Access Compliance Survey Report

County Social Services Department

125 S 2nd Street

Facility #: 102

City of Chowchilla

August 2020

SSA Project #: 19025

SALLY SWANSON
ARCHITECTS, INC.



102-0-1

County Social Services Department
Exterior- On-Site

1 — Item Number

Location:
125 S 2nd St
Chowchilla, CA
93610

Facility:
COUNTY SOCIAL SERVICES DEPARTMENT

BARRIER LOCATION MAP

REF NORTH
N.T.S.

Prepared By:
Sally Swanson Architects
San Francisco, CA

Project #: 19025

Date: 8-27-2020

Sheet: 102-0-1

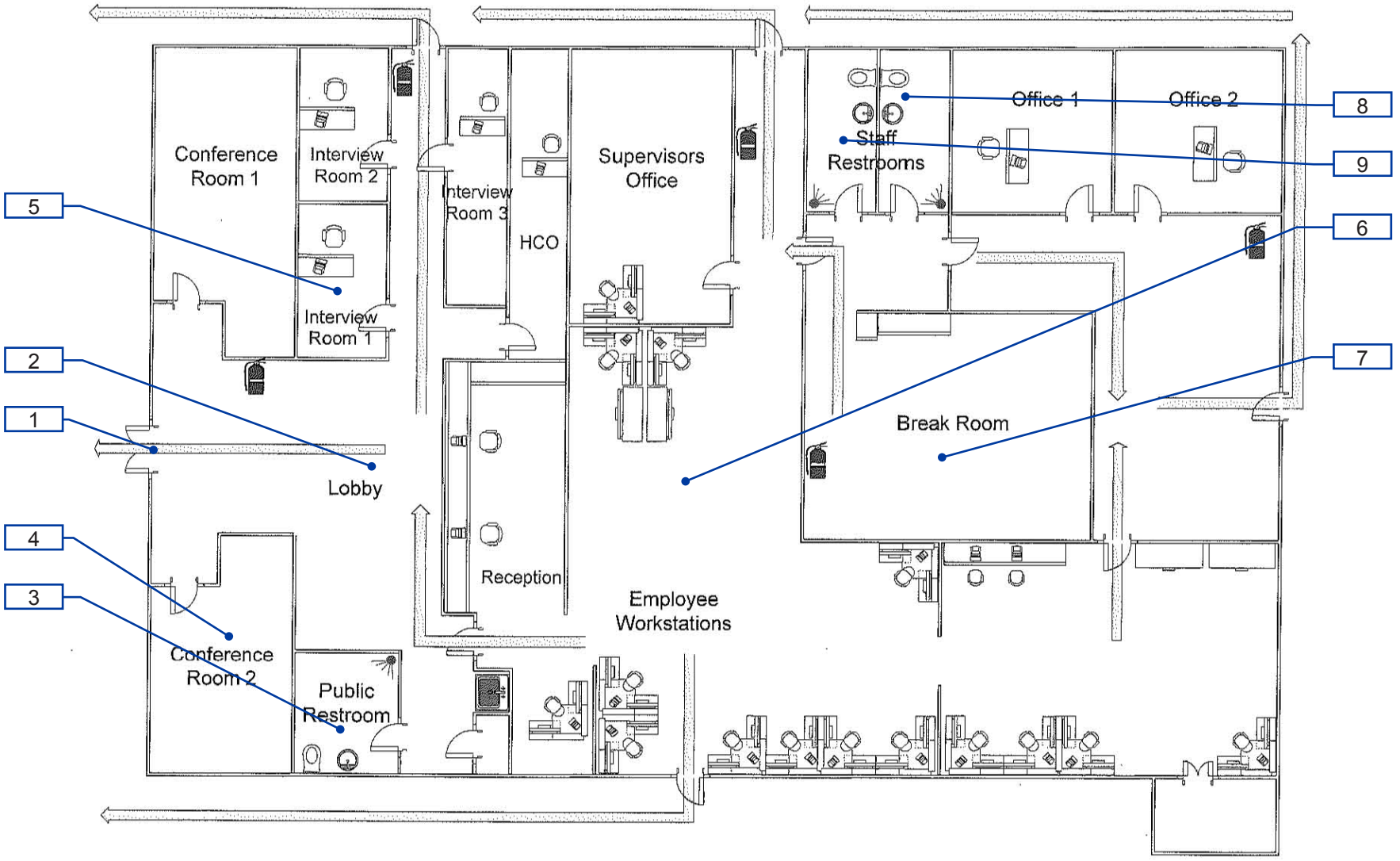

102-1-1

County Social Services Department
Interior- First Floor

1 — Item Number

CITY OF CHOWCHILLA CALIFORNIA
GATEWAY TO PROSPERITY
INCORPORATED FEB 7, 1923

Location:
125 S 2nd St
Chowchilla, CA
93610

Facility:
COUNTY SOCIAL SERVICES DEPARTMENT

BARRIER LOCATION MAP

REF NORTH
N.T.S.

Prepared By:
Sally Swanson Architects
San Francisco, CA

Project #: 19025

Date: 8-27-2020

Sheet: 102-1-1

Item no., Rm no. and Name	Existing Architectural Barrier and Proposed Solution	Codes / Mitigation Info	Qty	Unit	Cost	Total

1 Accessible Parking

☐ Staff Only

Accessible Route

98

- *As-Built Description:*

No walk / sidewalk provided to connect accessible facilities or elements that are on the same site.

- *Proposed Solution:*

Provide new 48" wide walk / sidewalk.

- ***Notes:***

Path of Travel is through drive aisle that requies traversing through the vehicular drive way. There are cross slopes and changes in level along the route.

PCODE **EF13**
ADAAG 91 **4.3.2**
ADA 2010 **206.1**
CBC 2007 **1114B.1.2**
CBC 2016 **11B-206.1**

Mitigated:
○ YES
◉ NO

15 LF $135 **$2,025**



Priority 1 *Severity* 3

Parking

95

- *As-Built Description:*

The words "NO PARKING" not painted on the ground within loading and unloading access aisle (12" min high white letters), located so that it is visible to traffic enforcement officials (required in CA only).

- *Proposed Solution:*

Provide the words “NO PARKING” in each access aisle, painted in 12” high letters, when altering area.

PCODE **EA04D**
CBC 2007 **1129B.3.1**
CBC 2016 **11B-502.3.3**

Mitigated:
○ YES
◉ NO

1 JOB $300 **$300**



Priority 1 *Severity* 4

Parking

97

- *As-Built Description:*

Parking sign is not located between 60" and 80" above the finish floor or ground surface measured to the bottom of the sign.

- *As-Built:* **46" high located on path of travel.**
- *Proposed Solution:*

Remount existing sign at accessible height.

PCODE **EA04H**
ADAAG 91 **4.6.4**
ADA 2010 **502.7**
CBC 2007 **1129B.4**
CBC 2016 **11B-502.6**

Mitigated:
○ YES
◉ NO

1 JOB $135 **$135**



Priority 1 *Severity* 4

Item no., Rm no. and Name	Existing Architectural Barrier and Proposed Solution	Codes / Mitigation Info	Qty	Unit	Cost	Total
	Parking					
4	• *As-Built Description:* An accessible parking space shall be outlined or painted blue (required in CA only). • *Proposed Solution:* Identify accessible parking space using blue markings.	*PCODE* **EA04K** *CBC 2016* **11B-502.6** **Mitigated:** ○ YES ◉ NO	1	JOB	$360	**$360**
						
		Priority 1 *Severity* 4				
	Parking Signage					
96	• *As-Built Description:* CA only: Additional Sign or additional language below the symbol of accessibility stating "Minimum Fine $250" not provided. • *Proposed Solution:* Provide compliant parking signage that includes fine information.	*PCODE* **EA04G** *CBC 2007* **1129B.4** *CBC 2016* **11B-502.6.2** **Mitigated:** ○ YES ◉ NO	1	JOB	$300	**$300**
						
		Priority 1 *Severity* 4				

Item no., Rm no. and Name	Existing Architectural Barrier and Proposed Solution	Codes / Mitigation Info	Qty	Unit	Cost	Total

2 Path of Travel Near Main Entrance

☐ Staff Only

Walk

99

- *As-Built Description:*

Walk: Slope greater than 1:20 (5.0%), and walk does not comply with requirements for ramps.

- *As-Built:* **10% slopes at aisle**
- *Proposed Solution:*

Modify walk/sidewalk slope to 1:20 or less that is 48" wide minimum.

PCODE **EF01**
ADAAG 91 **4.3.7**
ADA 2010 **403.3**
CBC 2007 **1133B.7.3**
CBC 2016 **11B-403.3**

Mitigated:

○ YES
◉ NO

5 SF $75 **$375**



Priority 1 *Severity* 3

Item no., Rm no. and Name	Existing Architectural Barrier and Proposed Solution	Codes / Mitigation Info	Qty	Unit	Cost	Total

3 Side Entrance

☐ Staff Only

Clear Width

101

- *As-Built Description:*

Concrete ramp: Width (between handrails) less than 36" min. (CA only: 48" min.)

- *As-Built:* **38" wide**
- *Proposed Solution:*

Modify ramp width to minimum 48" wide.

PCODE **EB10**
ADAAG 91 **4.8.3**
ADA 2010 **405.5**
CBC 2007 **1133B.5.2**
CBC 2016 **11B-405.5**

Mitigated:

○ YES
◉ NO

4 LF $225 **$900**



Priority 1 *Severity* 4

Clear Width

103

- *As-Built Description:*

Concrete ramp: Width (between handrails) less than 36" min. (CA only: 48" min.)

- *As-Built:* **38" wide**
- *Proposed Solution:*

Modify ramp width to minimum 48" wide.

PCODE **EB10**
ADAAG 91 **4.8.3**
ADA 2010 **405.5**
CBC 2007 **1133B.5.2**
CBC 2016 **11B-405.5**

Mitigated:

○ YES
◉ NO

4 LF $225 **$900**



Priority 1 *Severity* 4

Door

102

- *As-Built Description:*

Surface of required maneuvering clearance at door slopes more than 1/4":12" (2.0%).

- *As-Built:* **4.2%**
- *Proposed Solution:*

Modify surface slope at door.

PCODE **ID11**
ADAAG 91 **4.13.6**
ADA 2010 **404.2.4.4**
CBC 2007 **1133B.2.4**
CBC 2016 **11B-404.2.4**

Mitigated:

○ YES
◉ NO

30 SF $120 **$3,600**



Priority 1 *Severity* 3

Facility: **County Social Services Department** Part: **Exterior** Floor: **On-site**

Address: **125 S 2nd Street** Year Built: **TBD**

Item no., Rm no. and Name	Existing Architectural Barrier and Proposed Solution	Codes / Mitigation Info	Qty	Unit	Cost	Total
	Handrails					
104	• *As-Built Description:* Handrail not provided at stairs or ramp, required on both sides (not required at curb ramps or adjacent to seating areas). • *Proposed Solution:* Provide new handrail for each side including extensions.	*PCODE* **ED01** *ADAAG 91* **4.8.5 & 4.9.4** *ADA 2010* **505.2** *CBC 2007* **1133B.4.1.1** *CBC 2016* **& .5.5** **11B-505.2** **Mitigated:** ○ YES ◉ NO	5	LF	$285	**$1,425**
						
		Priority 1 *Severity* 2				
	Slope					
100	• *As-Built Description:* Level 2% max. landing for ramp not provided. • *As-Built:* **2.6%** • *Proposed Solution:* Rebuild ramp to provide landings for each ramp run with slopes no greater than 2%	*PCODE* **EB05A** *ADAAG 91* **4.8.4** *ADA 2010* **405.7.1** *CBC 2007* **1133B.5.4.1** *CBC 2016* **11B-405.7.1** **Mitigated:** ○ YES ◉ NO	30	SF	$300	**$9,000**
						
		Priority 1 *Severity* 4				

Conceptual Costs for **Floor:** On-site **$19,320.00**

Facility: **County Social Services Department** Part: **Exterior** Floor: **On-site**

Address: **125 S 2nd Street** Year Built: **TBD**

Item no., Rm no. and Name	Existing Architectural Barrier and Proposed Solution	Codes / Mitigation Info	Qty	Unit	Cost	Total
Conceptual Costs for	**Area:** Exterior					**$19,320.00**

Facility: **County Social Services Department** Part: **Interior** Floor: **First Floor**

Address: **125 S 2nd Street** Year Built: **TBD**

Item no., Rm no. and Name	Existing Architectural Barrier and Proposed Solution	Codes / Mitigation Info	Qty	Unit	Cost	Total

1 Main Entrance

☐ Staff Only

Door

105

- *As-Built Description:*

Surface of required maneuvering clearance at door slopes more than 1/4":12" (2.0%).

- *As-Built:* **4.1%**
- *Proposed Solution:*

Modify surface slope at door.

PCODE **ID11**
ADAAG 91 **4.13.6**
ADA 2010 **404.2.4.4**
CBC 2007 **1133B.2.4**
CBC 2016 **11B-404.2.4**

Mitigated:

○ YES
◉ NO

35 SF $120 **$4,200**



Priority 1 *Severity* 3

Doormat

106

- *As-Built Description:*

Doormat hinders access to disabled persons.

- *Proposed Solution:*

Provide new doormat; recess or attach at edges.

PCODE **ID05**
ADAAG 91 **4.5.3**
ADA 2010 **302.2**
CBC 2007 **1124B.3**
CBC 2016 **11B-302.2**

Mitigated:

○ YES
◉ NO

1 JOB $1,500 **$1,500**



Priority 1 *Severity* 3

Item no., Rm no. and Name	Existing Architectural Barrier and Proposed Solution	Codes / Mitigation Info	Qty	Unit	Cost	Total

2 Lobby

☐ Staff Only

Drinking Fountain

115

- *As-Built Description:*

Wall- and post-mounted cantilevered units: Knee space not provided at drinking fountain (27" high, 8" deep, 30" wide from front of drinking fountain).

- *As-Built:* **Knee space: 26.5" high**
- *Proposed Solution:*

Provide new, accessible fountain.

PCODE **IA02**
ADAAG 91 **4.15.5(1)**
ADA 2010 **602.2**
CBC 2007 **1115B.4.6.2**
CBC 2016 **11B-602.2**

Mitigated:
○ YES
◉ NO

1 JOB $9,600 **$9,600**



Priority 3 *Severity* 2

Drinking Fountain

114

- *As-Built Description:*

Alcove deeper than 24" and is not 36" wide.

- *As-Built:* **35" wide, 39" deep**
- *Proposed Solution:*

Provide new alcove for drinking fountain that is either less than 24" deep or 36" wide minimum.

PCODE **IA04**
CBC 2007 **1115B.4.6.3; Fig.**
CBC 2016 **11B-3A(b)**
11B-602.9

Mitigated:
○ YES
◉ NO

1 JOB $9,000 **$9,000**



Priority 3 *Severity* 2

Drinking Fountain

116

- *As-Built Description:*

30" wide x 48" long clear floor space not provided at drinking fountain.

- *As-Built:* **10" on center from wall**
- *Proposed Solution:*

Provide clear floor space at drinking fountain.

PCODE **IA06**
ADAAG 91 **4.15.5(1)***
ADA 2010 **602.2**
CBC 2007 **1115B.4.6.2**
CBC 2016 **11B-602.2**

Mitigated:
○ YES
◉ NO

1 JOB $6,660 **$6,660**



Priority 3 *Severity* 2

Item no., Rm no. and Name	Existing Architectural Barrier and Proposed Solution	Codes / Mitigation Info	Qty	Unit	Cost	Total
109	**Protrusion Limits** • *As-Built Description:* Protruding objects more than 4" from wall, when bottom of object more than 27" or less than 80" above finished floor. • *As-Built:* **Mirror protrudes 4.5" at 76" high** • *Proposed Solution:* Remove/relocate protruding object. Patch existing surface.	*PCODE* **EG04** *ADAAG 91* **4.4.1** *ADA 2010* **307.2** *CBC 2007* **1133B.8.6.1** *CBC 2016* **11B-307.2** **Mitigated:** ○ YES ◉ NO	1	JOB	$300	**$300**
110	**Protrusion Limits** • *As-Built Description:* Protruding objects more than 4" from wall, when bottom of object more than 27" or less than 80" above finished floor. • *As-Built:* **Shelf protrudes 12" at 39" high** • *Proposed Solution:* Remove/relocate protruding object. Patch existing surface.	*PCODE* **EG04** *ADAAG 91* **4.4.1** *ADA 2010* **307.2** *CBC 2007* **1133B.8.6.1** *CBC 2016* **11B-307.2** **Mitigated:** ○ YES ◉ NO	1	JOB	$300	**$300**
111	**Protrusion Limits** • *As-Built Description:* Protruding objects more than 4" from wall, when bottom of object more than 27" or less than 80" above finished floor. • *As-Built:* **TV protrudes 8" at 65" high** • *Proposed Solution:* Provide cane-detectable railing to mark area of low clearance.	*PCODE* **EG04A** *ADAAG 91* **4.4.1** *ADA 2010* **307.2** *CBC 2007* **1133B.8.6.1** *CBC 2016* **11B-307.2** **Mitigated:** ○ YES ◉ NO	2	LF	$300	**$600**



Priority 1 *Severity* 4



Priority 1 *Severity* 1



Priority 1 *Severity* 3

Item no., Rm no. and Name	Existing Architectural Barrier and Proposed Solution	Codes / Mitigation Info	Qty	Unit	Cost	Total
108	**Reach Range** • *As-Built Description:* Reach height to control or access point, exceeds 48" or is less than 15". • *As-Built:* **55" high** • *Proposed Solution:* Modify equipment or mounting.	*PCODE* **IE01** *ADAAG 91* **4.2.5** *ADA 2010* **308.2.1** *CBC 2007* **1118B.5** *CBC 2016* **11B-308.2.1** **Mitigated:** ○ YES ● NO	2	JOB	$300	**$600**



Priority 1 *Severity* 3

Item no., Rm no. and Name	Existing Architectural Barrier and Proposed Solution	Codes / Mitigation Info	Qty	Unit	Cost	Total
112	**Reach Range** • *As-Built Description:* Reach height to control or access point, exceeds 48" or is less than 15". • *As-Built:* **52" high to touch screen** • *Proposed Solution:* Modify equipment or mounting.	*PCODE* **IE01** *ADAAG 91* **4.2.5** *ADA 2010* **308.2.1** *CBC 2007* **1118B.5** *CBC 2016* **11B-308.2.1** **Mitigated:** ○ YES ● NO	1	JOB	$300	**$300**



Priority 1 *Severity* 4

Item no., Rm no. and Name	Existing Architectural Barrier and Proposed Solution	Codes / Mitigation Info	Qty	Unit	Cost	Total
107	**Signage** • *As-Built Description:* At final exit door to exterior: Where required exit signs are installed, signs to provide exiting information for people with vision impairment are not provided. • *Proposed Solution:* Provide raised letter/Braille "EXIT" sign at door.	*PCODE* **SA10A** *ADAAG 91* **4.1.3(16)** *ADA 2010* **216.4.1** *CBC 2007* **1011.3** *CBC 2016* **11B-216.4.1** **Mitigated:** ○ YES ● NO	1	JOB	$270	**$270**



Priority 1 *Severity* 3

Item no., Rm no. and Name	Existing Architectural Barrier and Proposed Solution	Codes / Mitigation Info	Qty	Unit	Cost	Total

3 Restroom

☐ Staff Only

Accessories

124

- *As-Built Description:*

Dispensers in sanitary facilities, such as for towels, soap, sanitary napkins, seat covers, etc., and waste receptacles more than 48" (CA only: 40") from floor to highest operating slot or control.

- *As-Built:* **56" high**
- *Proposed Solution:*

Relocate existing restroom accessories.

PCODE **WG01A**
ADAAG 91 **4.23.7**
ADA 2010 **308.2.1**
CBC 2007 **1115B.8.3**
CBC 2016 **11B-603.5**

Mitigated:

○ YES
◉ NO

1 JOB $300 **$300**



Priority 3 *Severity* 2

Accessories

123

- *As-Built Description:*

Toilet paper dispenser less than 15" (CA: 19") or more than 48" above floor or not within 7" to 9" from front of water closet (Note: CA pre-2010 is allowed within 12" from front of water closet).

- *As-Built:* **12" o.c.**
- *Proposed Solution:*

Relocate or provide new toilet paper dispenser.

PCODE **WG02**
ADAAG 91 **4.16.6**
ADA 2010 **604.7**
CBC 2007 **1115B.8.4**
CBC 2016 **11B-604.7**

Mitigated:

○ YES
◉ NO

1 JOB $225 **$225**



Priority 3 *Severity* 3

Grab Bars

122

- *As-Built Description:*

Accessories/dispensers in accessible stall located closer than 1-1/2" below or 12" above grab bar impedes its use.

- *As-Built:* **1" below**
- *Proposed Solution:*

Relocate accessories/dispensers to be no closer than 1-1/2" below and 12" above grab bars (except if accessories are recessed, flush with wall, and have no sharp edges).

PCODE **WB07I**
ADAAG 91 **4.26.2**
ADA 2010 **609.3**
CBC 2007 **1133B.4.2.5**
CBC 2016 **11B-609.3**

Mitigated:

○ YES
◉ NO

1 JOB $225 **$225**



Priority 3 *Severity* 4

Item no., Rm no. and Name	Existing Architectural Barrier and Proposed Solution	Codes / Mitigation Info	Qty	Unit	Cost	Total
	Lavatory					
119	• *As-Built Description:* Clear floor space, 30" x 48" in front of fixture, extending 19" max. under the lavatory, not provided (CA only: Less than 18" from side wall to centerline of lavatory). • *As-Built:* **17.5" o.c.** • *Proposed Solution:* Provide new accessible lavatory. Remodel restroom as needed.	*PCODE* **WD01** *ADAAG 91* **4.19.3** *ADA 2010* **606.2** *CBC 2007* **1115B.4.3** *CBC 2016* **11B-606.2, 11B-606.6** **Mitigated:** ○ YES ◉ NO	1	JOB	$10,200	**$10,200**



Priority 3 *Severity* 2

	Signage					
117	• *As-Built Description:* Braille symbols: dots are not 1/10" on centers in each cell with 2/10" space between cells. • *As-Built:* **Not CA Grade II Braille spacing** • *Proposed Solution:* CA only - Provide new compliant signage including Contracted Grade 2 Braille with Title 24 spacing requirements - 1/10" on center dots with 2/10" space between cells.	*PCODE* **SA07C** *CBC 2007* **1117B.5.6** *CBC 2016* **11B-703.3** **Mitigated:** ○ YES ◉ NO	1	JOB	$450	**$450**



Priority 3 *Severity* 3

	Signage					
118	• *As-Built Description:* Required in CA only: identification symbol centered 58" to 60" high on sanitary facility door that contrasts with the door not provided (women: 12" ø circle, men: 12" triangle, unisex: combined symbol). • *As-Built:* **No Contrast** • *Proposed Solution:* Provide sign where the triangle contrasts with the circle and the circle contrasts with the door.	*PCODE* **SA15** *CBC 2007* **1115B.6** *CBC 2016* **11B-703.7.2.6** **Mitigated:** ○ YES ◉ NO	1	JOB	$270	**$270**



Priority 3 *Severity* 3

Item no., Rm no. and Name	Existing Architectural Barrier and Proposed Solution	Codes / Mitigation Info	Qty	Unit	Cost	Total
120	**Water Closet** • *As-Built Description:* CA only: In single-accommodation restroom less than 48" in front of water closet provided. • *As-Built:* **44" in front of WC** • *Proposed Solution:* Remodel restroom to provide at least 48" in front of water closet. • ***Notes:*** **Remove or relocate towel unit.**	*PCODE* **WB03A** *CBC 2007* **1115B.3.2.1** *CBC 2016* **11B-604.3.1** **Mitigated:** ○ YES ◉ NO ***Priority*** 3 *Severity* 4	1	JOB	$15,000	**$15,000**
121	**Water Closet** • *As-Built Description:* Flush Control: Operating handle not mounted toward wide side of stall. • *Proposed Solution:* Replace flush control with properly mounted accessible type, or install sensor flush.	*PCODE* **WB10** *ADAAG 91* **4.16.5** *ADA 2010* **604.6** *CBC 2007* **1115B.4.1.5** *CBC 2016* **11B-604.6** **Mitigated:** ○ YES ◉ NO ***Priority*** 3 *Severity* 3	1	JOB	$1,500	**$1,500**





Item no., Rm no. and Name	Existing Architectural Barrier and Proposed Solution	Codes / Mitigation Info	Qty	Unit	Cost	Total

4 Conference Room

☒ Staff Only

Non-Fixed Desk

126

- *As-Built Description:*

Accessible non-fixed table or desk (top 28" to 34" high; knee space at least 27" high x 19" deep x 30" wide) not provided.

- *As-Built:* **Knee space: 23" high**
- *Proposed Solution:*

Provide table or desk with accessible dimensions when purchasing new furniture.

PCODE **IN02A**
ADAAG 91 **4.32.3 & .4**
ADA 2010 **306.1**
CBC 2007 **1122B.3 & 4**
CBC 2016 **11B-306.1 & 11B -902.3**

Mitigated:

○ YES
◉ NO

1 JOB $4,800 **$4,800**



Priority 2 *Severity* 2

Reach Range

125

- *As-Built Description:*

Reach height to control or access point, exceeds 48" or is less than 15".

- *As-Built:* **51" high**
- *Proposed Solution:*

Modify equipment or mounting.

PCODE **IE01**
ADAAG 91 **4.2.5**
ADA 2010 **308.2.1**
CBC 2007 **1118B.5**
CBC 2016 **11B-308.2.1**

Mitigated:

○ YES
◉ NO

1 JOB $300 **$300**



Priority 2 *Severity* 4

Signage

127

- *As-Built Description:*

Existing sign designating permanent room or space is noncompliant.

- *Proposed Solution:*

Provide compliant signage.

PCODE **SA13**
ADAAG 91 **4.1.3(16)(a)**
ADA 2010 **216.2**
CBC 2007 **1117B.5**
CBC 2016 **11B-216.2**

Mitigated:

○ YES
◉ NO

1 JOB $450 **$450**



Priority 2 *Severity* 4

Item no., Rm no. and Name	Existing Architectural Barrier and Proposed Solution	Codes / Mitigation Info	Qty	Unit	Cost	Total

5 Typical Interview Room

☐ Staff Only

Door

128

- *As-Built Description:*

At push side of door on accessible route, bottom 10" does not have a smooth, uninterrupted surface.

- *As-Built:* **9" high**
- *Proposed Solution:*

Provide 10" min. "kick plate" covering width of door when altering area.

PCODE **ID06**
ADA 2010 **404.2.10**
CBC 2007 **1133B.2.6**
CBC 2016 **11B-404.2.10**

Mitigated:
○ YES
◉ NO

1 JOB $300 **$300**



Priority 2 *Severity* 3

Door Swing

129

- *As-Built Description:*

Front approach: At pull side, door does not have clear and level maneuvering space measuring door width plus 18" x 60". (24" x 60" at exterior doors).

- *As-Built:* **48" from face of door to desk**
- *Proposed Solution:*

Change door swing.

PCODE **ID23**
ADAAG 91 **Fig. 25(a)**
ADA 2010 **404.2.4**
CBC 2007 **11B-26A(a)**
CBC 2016 **11B-404.2.4**

Mitigated:
○ YES
◉ NO

1 JOB $1,500 **$1,500**



Priority 2 *Severity* 3

Turn Space

131

- *As-Built Description:*

Less than 60" diameter or T-shaped space provided for wheelchair turns.

- *Proposed Solution:*

Retrofit space to provide 60" diameter or T-turn.

- ***Notes:***

5 total rooms. Designate one (1) accessible room and modify.

PCODE **IN04**
ADAAG 91 **4.2.3**
ADA 2010 **304.1**
CBC 2007 **1118B.3**
CBC 2016 **11B-304.1**

Mitigated:
○ YES
◉ NO

1 JOB $2,775 **$2,775**



Priority 2 *Severity* 3

Item no., Rm no. and Name	Existing Architectural Barrier and Proposed Solution	Codes / Mitigation Info	Qty	Unit	Cost	Total

6 Staff Area

☒ Staff Only

Reach Range

132

- *As-Built Description:*

Reach height to control or access point, exceeds 48" or is less than 15".

- *As-Built:* **60" high**
- *Proposed Solution:*

Modify equipment or mounting.

PCODE **IE01**
ADAAG 91 **4.2.5**
ADA 2010 **308.2.1**
CBC 2007 **1118B.5**
CBC 2016 **11B-308.2.1**

Mitigated:

○ YES
◉ NO

1 JOB $300 **$300**



Priority 4 *Severity* 2

Reach Range

157

- *As-Built Description:*

Reach height to control or access point, exceeds 48" or is less than 15".

- *As-Built:* **52" high**
- *Proposed Solution:*

Modify equipment or mounting.

PCODE **IE01**
ADAAG 91 **4.2.5**
ADA 2010 **308.2.1**
CBC 2007 **1118B.5**
CBC 2016 **11B-308.2.1**

Mitigated:

○ YES
◉ NO

1 JOB $300 **$300**



Priority 4 *Severity* 4

Reach Range

133

- *As-Built Description:*

Reach height to control or access point, where side approach is available, exceeds 48" or is less than 15" in height, or exceeds 10" in depth.

- *As-Built:* **25.5" deep**
- *Proposed Solution:*

Modify equipment or mounting.

PCODE **IE02**
ADAAG 91 **4.2.6**
ADA 2010 **308.3.1**
CBC 2007 **1118B.6**
CBC 2016 **11B-308.3**

Mitigated:

○ YES
◉ NO

1 JOB $300 **$300**



Priority 4 *Severity* 3

Item no., Rm no. and Name	Existing Architectural Barrier and Proposed Solution	Codes / Mitigation Info	Qty	Unit	Cost	Total
	Signage					
134	• *As-Built Description:* At final exit door to exterior: Where required exit signs are installed, signs to provide exiting information for people with vision impairment are not provided. • *Proposed Solution:* Provide raised letter/Braille "EXIT" sign at door.	*PCODE* **SA10A** *ADAAG 91* **4.1.3(16)** *ADA 2010* **216.4.1** *CBC 2007* **1011.3** *CBC 2016* **11B-216.4.1** **Mitigated:** ○ YES ◉ NO	3	JOB	$270	**$810**



Priority 4 *Severity* 3

Item no., Rm no. and Name	Existing Architectural Barrier and Proposed Solution	Codes / Mitigation Info	Qty	Unit	Cost	Total

7 Break Room

☒ Staff Only

Door Swing

135

- *As-Built Description:*

Front approach: At pull side, door does not have clear and level maneuvering space measuring door width plus 18" x 60". (24" x 60" at exterior doors).

- *As-Built:* **38" from face of door**
- *Proposed Solution:*

Change door swing.

PCODE **ID23**
ADAAG 91 **Fig. 25(a)**
ADA 2010 **404.2.4**
CBC 2007 **11B-26A(a)**
CBC 2016 **11B-404.2.4**

Mitigated:

○ YES
◉ NO

1 JOB $1,500 **$1,500**



Priority 4 *Severity* 2

Door Swing

156

- *As-Built Description:*

Front approach: At pull side, door does not have clear and level maneuvering space measuring door width plus 18" x 60". (24" x 60" at exterior doors).

- *As-Built:* **Door width plus 12" to wall**
- *Proposed Solution:*

Provide power door operator.

PCODE **ID23C**
ADAAG 91 **Fig. 25(a)**
ADA 2010 **404.2.4**
CBC 2007 **11B-26A(a)**
CBC 2016 **11B-404.2.4**

Mitigated:

○ YES
◉ NO

1 JOB $15,000 **$15,000**



Priority 4 *Severity* 4

Non-Fixed Desk

138

- *As-Built Description:*

Accessible non-fixed table or desk (top 28" to 34" high; knee space at least 27" high x 19" deep x 30" wide) not provided.

- *Proposed Solution:*

Provide table or desk with accessible dimensions when purchasing new furniture.

- ***Notes:***

10 seats, no accessible provided.

PCODE **IN02A**
ADAAG 91 **4.32.3 & .4**
ADA 2010 **306.1**
CBC 2007 **1122B.3 & 4**
CBC 2016 **11B-306.1 & 11B -902.3**

Mitigated:

○ YES
◉ NO

1 JOB $4,800 **$4,800**



Priority 4 *Severity* 2

Item no., Rm no. and Name	Existing Architectural Barrier and Proposed Solution	Codes / Mitigation Info	Qty	Unit	Cost	Total
	Public Counter					
136	• *As-Built Description:* Service counter (stand-up): Accessible section min. 36" length and 36" max. height (in CA: 28" to 34" high) not provided. • *As-Built:* **36" high** • *Proposed Solution:* Retrofit existing counter to provide accessible section. Interim solution: Provide auxiliary counter, table, or clipboard.	*PCODE* **IN03** *ADAAG 91* **7.2(2)** *ADA 2010* **904.4** *CBC 2007* **1122B.4** *CBC 2016* **11B-904.4** **Mitigated:** ○ YES ● NO	1	JOB	$6,000	**$6,000**
						
		Priority 4 *Severity* 4				
	Reach Range					
137	• *As-Built Description:* Reach height to control or access point, where side approach is available, exceeds 48" or is less than 15" in height, or exceeds 10" in depth. • *As-Built:* **25.5" deep** • *Proposed Solution:* Modify equipment or mounting.	*PCODE* **IE02** *ADAAG 91* **4.2.6** *ADA 2010* **308.3.1** *CBC 2007* **1118B.6** *CBC 2016* **11B-308.3** **Mitigated:** ○ YES ● NO	1	JOB	$300	**$300**
						
		Priority 4 *Severity* 3				

Item no., Rm no. and Name	Existing Architectural Barrier and Proposed Solution	Codes / Mitigation Info	Qty	Unit	Cost	Total

8 Restroom

☐ Staff Only

Accessories

143

- *As-Built Description:*

Dispensers in sanitary facilities, such as for towels, soap, sanitary napkins, seat covers, etc., and waste receptacles more than 48" (CA only: 40") from floor to highest operating slot or control.

- *As-Built:* **SD: 48" high**
- *Proposed Solution:*

Relocate existing restroom accessories.

PCODE **WG01A**
ADAAG 91 **4.23.7**
ADA 2010 **308.2.1**
CBC 2007 **1115B.8.3**
CBC 2016 **11B-603.5**

Mitigated:
○ YES
◉ NO

1 JOB $300 **$300**



Priority 3 *Severity* 2

Accessories

144

- *As-Built Description:*

Dispensers in sanitary facilities, such as for towels, soap, sanitary napkins, seat covers, etc., and waste receptacles more than 48" (CA only: 40") from floor to highest operating slot or control.

- *As-Built:* **68" high**
- *Proposed Solution:*

Relocate existing restroom accessories.

PCODE **WG01A**
ADAAG 91 **4.23.7**
ADA 2010 **308.2.1**
CBC 2007 **1115B.8.3**
CBC 2016 **11B-603.5**

Mitigated:
○ YES
◉ NO

1 JOB $300 **$300**



Priority 3 *Severity* 1

Accessories

148

- *As-Built Description:*

Toilet paper dispenser less than 15" (CA: 19") or more than 48" above floor or not within 7" to 9" from front of water closet (Note: CA pre-2010 is allowed within 12" from front of water closet).

- *As-Built:* **12" o.c.**
- *Proposed Solution:*

Relocate or provide new toilet paper dispenser.

PCODE **WG02**
ADAAG 91 **4.16.6**
ADA 2010 **604.7**
CBC 2007 **1115B.8.4**
CBC 2016 **11B-604.7**

Mitigated:
○ YES
◉ NO

1 JOB $225 **$225**



Priority 3 *Severity* 3

Item no., Rm no. and Name	Existing Architectural Barrier and Proposed Solution	Codes / Mitigation Info	Qty	Unit	Cost	Total

Door Swing

141

- *As-Built Description:*

Front approach: At pull side, door does not have clear and level maneuvering space measuring door width plus 18" x 60". (24" x 60" at exterior doors).

- *Proposed Solution:*

Change door swing.

PCODE **ID23**
ADAAG 91 **Fig. 25(a)**
ADA 2010 **404.2.4**
CBC 2007 **11B-26A(a)**
CBC 2016 **11B-404.2.4**

Mitigated:

○ YES
◉ NO

1 JOB $1,500 **$1,500**



Priority 3 *Severity* 2

Grab Bars

147

- *As-Built Description:*

The rear wall grab is less than 36" min. or does not extend from the centerline of the water closet 12" min. on one side and 24" min. on the other side.

- *As-Built:* **Extends 20" from centerline of water closet**
- *Proposed Solution:*

Provide or relocate accessible rear grab bar.

PCODE **WB07B**
ADAAG 91 **4.17.6**
ADA 2010 **604.5.2**
CBC 2007 **1115B.4.1.3.2**
CBC 2016 **11B-604.5.2**

Mitigated:

○ YES
◉ NO

1 JOB $1,020 **$1,020**



Priority 3 *Severity* 3

Lavatory

142

- *As-Built Description:*

Lavatory: Fixture rim or counter height more than 34" above floor.

- *As-Built:* **35" high**
- *Proposed Solution:*

Remount compliant fixture at accessible height and 18" o.c. minimum from side wall.

PCODE **WD02A**
ADAAG 91 **4.19.2**
ADA 2010 **606.3**
CBC 2007 **1115B.4.3**
CBC 2016 **11B-606.3**

Mitigated:

○ YES
◉ NO

1 JOB $2,700 **$2,700**



Priority 3 *Severity* 4

Item no., Rm no. and Name	Existing Architectural Barrier and Proposed Solution	Codes / Mitigation Info	Qty	Unit	Cost	Total
	Lavatory					
30	• *As-Built Description:* Clear floor space, 30" x 48" in front of fixture, extending 19" max. under the lavatory, not provided (CA only: Less than 18" from side wall to centerline of lavatory). • *As-Built:* **16" o.c.** • *Proposed Solution:* Provide new accessible lavatory. Remodel restroom as needed.	*PCODE* **WD01** *ADAAG 91* **4.19.3** *ADA 2010* **606.2** *CBC 2007* **1115B.4.3** *CBC 2016* **11B-606.2, 11B-606.6** **Mitigated:** ○ YES ◉ NO	1	JOB	$10,200	**$10,200**



Priority 3 *Severity* 2

	Signage					
139	• *As-Built Description:* Braille symbols: dots are not 1/10" on centers in each cell with 2/10" space between cells. • *As-Built:* **Not CA Grade II Braille** • *Proposed Solution:* CA only - Provide new compliant signage including Contracted Grade 2 Braille with Title 24 spacing requirements - 1/10" on center dots with 2/10" space between cells.	*PCODE* **SA07C** *CBC 2007* **1117B.5.6** *CBC 2016* **11B-703.3** **Mitigated:** ○ YES ◉ NO	1	JOB	$450	**$450**



Priority 3 *Severity* 3

	Signage					
140	• *As-Built Description:* Required in CA only: identification symbol centered 58" to 60" high on sanitary facility door that contrasts with the door not provided (women: 12" ø circle, men: 12" triangle, unisex: combined symbol). • *As-Built:* **No contrast** • *Proposed Solution:* Provide sign where the triangle contrasts with the circle and the circle contrasts with the door.	*PCODE* **SA15** *CBC 2007* **1115B.6** *CBC 2016* **11B-703.7.2.6** **Mitigated:** ○ YES ◉ NO	1	JOB	$270	**$270**



Priority 3 *Severity* 3

Item no., Rm no. and Name	Existing Architectural Barrier and Proposed Solution	Codes / Mitigation Info	Qty	Unit	Cost	Total
145	**Toilet Stall** • *As-Built Description:* Toilet compartment is less than 60" wide • *As-Built:* **Obstructed by Cabinet.** • *Proposed Solution:* The room is 62" wide. Remove cabinet to provide a clear transfer space.	*PCODE* **WB06** *ADAAG 91* **4.17.3** *ADA 2010* **604.8.1.1** *CBC 2007* **1115B.3.1.4.1** *CBC 2016* **11B-604.8.1.1** **Mitigated:** ○ YES ◉ NO	1	JOB	$4,500	**$4,500**



Priority 3 *Severity* 3

146	**Water Closet** • *As-Built Description:* Water closet not 16"-18" (CA: 17"-18") from near side wall to center line of water closet (2010 ADAAG: 16"-18"). • *As-Built:* **18.25" o.c.** • *Proposed Solution:* Relocate existing water closet and plumbing, remount with offset closet flange to provide 18" max. from side wall.	*PCODE* **WB02C** *ADAAG 91* **Fig. 28** *ADA 2010* **604.2** *CBC 2007* **1115B.4.1.1** *CBC 2016* **11B-604.2** **Mitigated:** ○ YES ◉ NO	1	JOB	$1,500	**$1,500**



Priority 3 *Severity* 4

Item no., Rm no. and Name	Existing Architectural Barrier and Proposed Solution	Codes / Mitigation Info	Qty	Unit	Cost	Total

9 Restroom

☐ Staff Only

Accessories

153

- *As-Built Description:*

Dispensers in sanitary facilities, such as for towels, soap, sanitary napkins, seat covers, etc., and waste receptacles more than 48" (CA only: 40") from floor to highest operating slot or control.

- *As-Built:* **SD: 48" high**
- *Proposed Solution:*

Relocate existing restroom accessories.

PCODE **WG01A**
ADAAG 91 **4.23.7**
ADA 2010 **308.2.1**
CBC 2007 **1115B.8.3**
CBC 2016 **11B-603.5**

Mitigated:
○ YES
◉ NO

1 JOB $300 **$300**



Priority 3 *Severity* 2

Accessories

154

- *As-Built Description:*

Dispensers in sanitary facilities, such as for towels, soap, sanitary napkins, seat covers, etc., and waste receptacles more than 48" (CA only: 40") from floor to highest operating slot or control.

- *As-Built:* **65" high**
- *Proposed Solution:*

Relocate existing restroom accessories.

PCODE **WG01A**
ADAAG 91 **4.23.7**
ADA 2010 **308.2.1**
CBC 2007 **1115B.8.3**
CBC 2016 **11B-603.5**

Mitigated:
○ YES
◉ NO

1 JOB $300 **$300**



Priority 3 *Severity* 1

Accessories

155

- *As-Built Description:*

Toilet paper dispenser less than 15" (CA: 19") or more than 48" above floor or not within 7" to 9" from front of water closet (Note: CA pre-2010 is allowed within 12" from front of water closet).

- *As-Built:* **14" o.c.**
- *Proposed Solution:*

Relocate or provide new toilet paper dispenser.

PCODE **WG02**
ADAAG 91 **4.16.6**
ADA 2010 **604.7**
CBC 2007 **1115B.8.4**
CBC 2016 **11B-604.7**

Mitigated:
○ YES
◉ NO

1 JOB $225 **$225**



Priority 3 *Severity* 3

Item no., Rm no. and Name	Existing Architectural Barrier and Proposed Solution	Codes / Mitigation Info	Qty	Unit	Cost	Total
151	**Door Swing** • *As-Built Description:* Front approach: At pull side, door does not have clear and level maneuvering space measuring door width plus 18" x 60". (24" x 60" at exterior doors). • *As-Built:* **Door width plus 16" to lavatory** • *Proposed Solution:* Change door swing.	*PCODE* **ID23** *ADAAG 91* **Fig. 25(a)** *ADA 2010* **404.2.4** *CBC 2007* **11B-26A(a)** *CBC 2016* **11B-404.2.4** **Mitigated:** ○ YES ◉ NO	1	JOB	$1,500	**$1,500**
152	**Lavatory** • *As-Built Description:* Lavatory: Fixture rim or counter height more than 34" above floor. • *As-Built:* **36" high** • *Proposed Solution:* Remount compliant fixture at accessible height and provide centerline 18" o.c. minimum from adjacent wall.	*PCODE* **WD02A** *ADAAG 91* **4.19.2** *ADA 2010* **606.3** *CBC 2007* **1115B.4.3** *CBC 2016* **11B-606.3** **Mitigated:** ○ YES ◉ NO	1	JOB	$2,700	**$2,700**
31	**Lavatory** • *As-Built Description:* Clear floor space, 30" x 48" in front of fixture, extending 19" max. under the lavatory, not provided (CA only: Less than 18" from side wall to centerline of lavatory). • *As-Built:* **16" o.c.** • *Proposed Solution:* Provide new accessible lavatory. Remodel restroom as needed.	*PCODE* **WD01** *ADAAG 91* **4.19.3** *ADA 2010* **606.2** *CBC 2007* **1115B.4.3** *CBC 2016* **11B-606.2, 11B -606.6** **Mitigated:** ○ YES ◉ NO	1	JOB	$10,200	**$10,200**



Priority 3 *Severity* 4



Priority 3 *Severity* 4



Priority 3 *Severity* 2

Item no., Rm no. and Name	Existing Architectural Barrier and Proposed Solution	Codes / Mitigation Info	Qty	Unit	Cost	Total
149	**Signage** • *As-Built Description:* Braille symbols: dots are not 1/10" on centers in each cell with 2/10" space between cells. • *As-Built:* **Not CA Grade II Braille** • *Proposed Solution:* CA only - Provide new compliant signage including Contracted Grade 2 Braille with Title 24 spacing requirements - 1/10" on center dots with 2/10" space between cells.	*PCODE* **SA07C** *CBC 2007* **1117B.5.6** *CBC 2016* **11B-703.3** **Mitigated:** ○ YES ◉ NO	1	JOB	$450	**$450**



Priority 3 *Severity* 3

150	**Signage** • *As-Built Description:* Required in CA only: identification symbol centered 58" to 60" high on sanitary facility door that contrasts with the door not provided (women: 12" ø circle, men: 12" triangle, unisex: combined symbol). • *As-Built:* **No contrast** • *Proposed Solution:* Provide sign where the triangle contrasts with the circle and the circle contrasts with the door.	*PCODE* **SA15** *CBC 2007* **1115B.6** *CBC 2016* **11B-703.7.2.6** **Mitigated:** ○ YES ◉ NO	1	JOB	$270	**$270**



Priority 3 *Severity* 3

Conceptual Costs for **Floor:** First Floor **$139,845.00**

Facility: **County Social Services Department** Part: **Interior** Floor: **First Floor**

Address: **125 S 2nd Street** Year Built: **TBD**

Item no., Rm no. and Name	Existing Architectural Barrier and Proposed Solution	Codes / Mitigation Info	Qty	Unit	Cost	Total
Conceptual Costs for	**Area:** Interior					**$139,845.00**

Facility: **County Social Services Department** Part: **Interior** Floor: **First Floor**

Address: **125 S 2nd Street** Year Built: **TBD**

Item no., Rm no. and Name	Existing Architectural Barrier and Proposed Solution	Codes / Mitigation Info	Qty	Unit	Cost	Total
Conceptual Costs for	**Facility:** County Social Services Department					**$159,165.00**

Access Compliance Survey Report

Fire House

240 N 1st Street

Facility #: 103

City of Chowchilla

August 2020

SSA Project #: 19025

SALLY SWANSON
ARCHITECTS, INC.



103-0-1

Fire House
Exterior- On-Site

1 — Item Number

Location:
240 N 1st St
Chowchilla, CA
93610

Facility:
FIRE HOUSE

BARRIER
LOCATION
MAP

REF NORTH
N.T.S.

Prepared By:
Sally Swanson
Architects
San Francisco, CA

Project #: 19025

Date: 8-27-2020

Sheet: 103-0-1

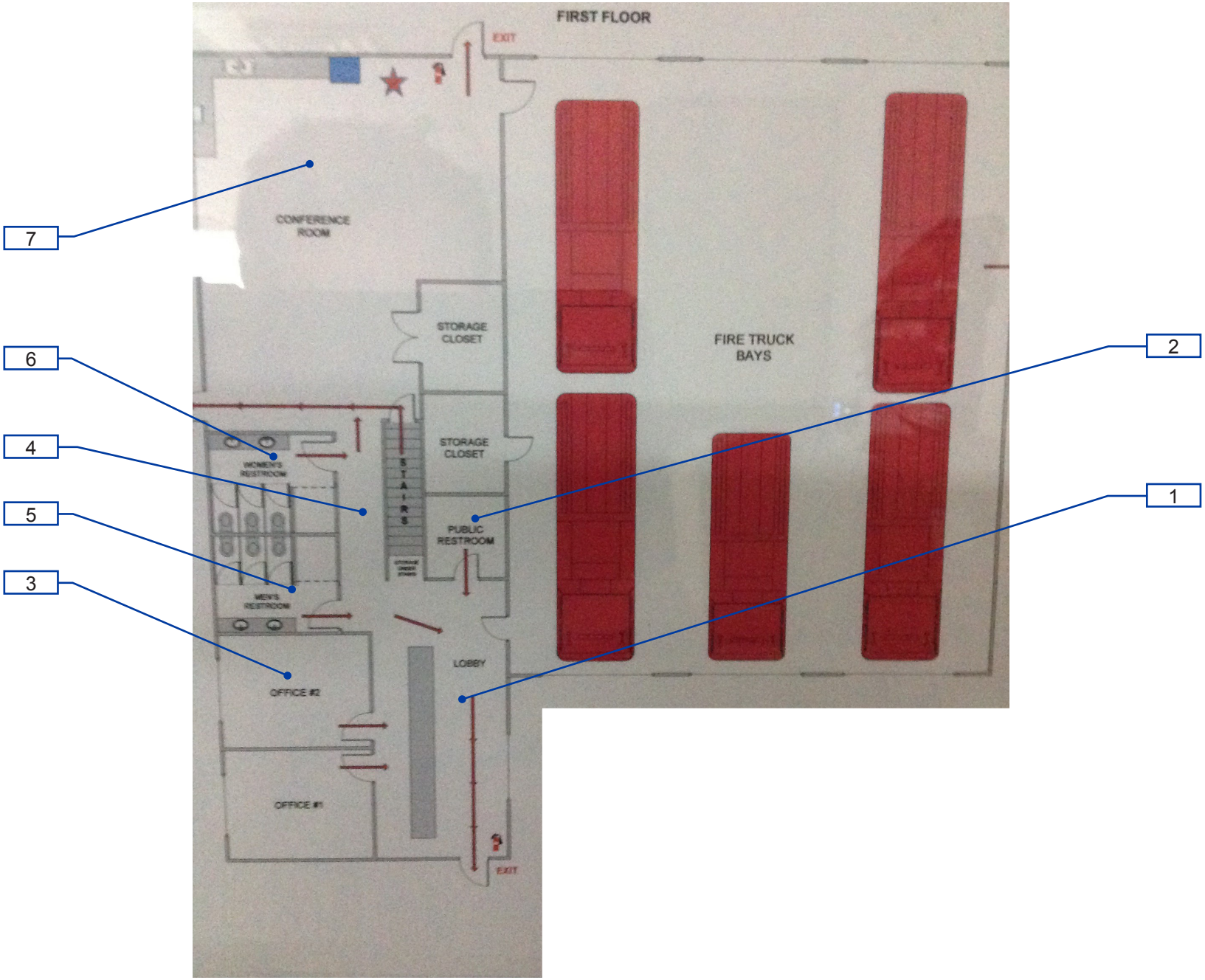

103-1-1

Fire House
Interior- First Floor

1 — Item Number

CITY OF CHOWCHILLA CALIFORNIA
GATEWAY TO PROSPERITY
INCORPORATED FEB 7, 1923

Location:
240 N 1st St
Chowchilla, CA
93610

Facility:
FIRE HOUSE

BARRIER LOCATION MAP

REF NORTH
N.T.S.

Prepared By:
Sally Swanson Architects
San Francisco, CA

Project #: 19025

Date: 8-27-2020

Sheet: 103-1-1

1

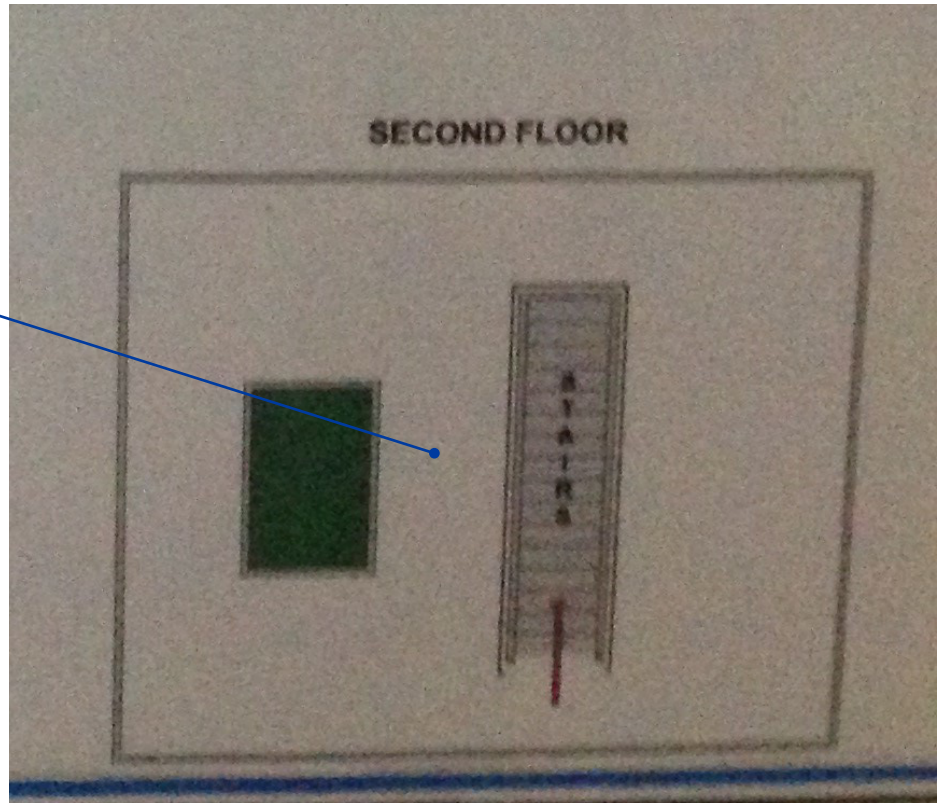

103-1-2

Fire House
Interior- Second Floor

1 — Item Number

Location:
240 N 1st St
Chowchilla, CA
93610

Facility:
FIRE HOUSE

BARRIER
LOCATION
MAP

REF NORTH
N.T.S.

Prepared By:
Sally Swanson
Architects
San Francisco, CA

Project #:
19025

Date:
8-27-2020

Sheet:
103-1-2

Facility: **Fire House** Part: **Exterior** Floor: **On-site**

Address: **240 N 1st Street** Year Built: **TBD**

Item no., Rm no. and Name	Existing Architectural Barrier and Proposed Solution	Codes / Mitigation Info	Qty	Unit	Cost	Total

1 Accessible Parking

☐ Staff Only

Minimum Number

181

- *As-Built Description:*

At parking lot with 1-25 spaces, the number of accessible spaces is less than required by code; 1 space required

- *Proposed Solution:*

Provide required accessible parking space with sign including a minimum of one van space.

- ***Notes:***

No accessible parking provided.

PCODE **EA01A**
ADAAG 91 **4.1.2(5)**
ADA 2010 **208.2**
CBC 2007 **Tbl. 11B-6**
CBC 2016 **11B-208.2 Tbl. 11B-208.2**

Mitigated:

○ YES
◉ NO

1 JOB $900 **$900**



Priority 1 *Severity* 2

Item no., Rm no. and Name	Existing Architectural Barrier and Proposed Solution	Codes / Mitigation Info	Qty	Unit	Cost	Total

2 Path of Travel

☐ Staff Only

Floor or Ground Surface

183

- *As-Built Description:*

Walk: Grating has grid openings greater than 1/2" along the line of traffic flow.

- *As-Built:* **1" wide gaps**
- *Proposed Solution:*

Provide new grating, with grid openings 1/2" max. along the line of traffic flow.

PCODE **EF04**
ADAAG 91 **4.3.6; 4.5.4**
ADA 2010 **403.2; 302.3**
CBC 2007 **1133B.7.2**
CBC 2016 **11B-403.2; 11B -302.3**

Mitigated:

○ YES
◉ NO

5 SF $240 **$1,200**



Priority 1 *Severity* 4

Reach Range

184

- *As-Built Description:*

Reach height to control or access point, exceeds 48" or is less than 15".

- *As-Built:* **56" high to key pad**
- *Proposed Solution:*

Modify equipment or mounting.

PCODE **IE01**
ADAAG 91 **4.2.5**
ADA 2010 **308.2.1**
CBC 2007 **1118B.5**
CBC 2016 **11B-308.2.1**

Mitigated:

○ YES
◉ NO

1 JOB $300 **$300**



Priority 1 *Severity* 3

Walk

182

- *As-Built Description:*

Walk: Slope greater than 1:20 (5.0%), and walk does not comply with requirements for ramps.

- *As-Built:* **5.5%**
- *Proposed Solution:*

Modify walk/sidewalk slope to 1:20 or less.

PCODE **EF01**
ADAAG 91 **4.3.7**
ADA 2010 **403.3**
CBC 2007 **1133B.7.3**
CBC 2016 **11B-403.3**

Mitigated:

○ YES
◉ NO

20 SF $75 **$1,500**



Priority 1 *Severity* 4

Conceptual Costs for **Floor:** On-site **$3,900.00**

Facility: **Fire House** Part: **Exterior** Floor: **On-site**

Address: **240 N 1st Street** Year Built: **TBD**

Item no., Rm no. and Name	Existing Architectural Barrier and Proposed Solution	Codes / Mitigation Info	Qty	Unit	Cost	Total
Conceptual Costs for	**Area:** Exterior					**$3,900.00**

Item no., Rm no. and Name	Existing Architectural Barrier and Proposed Solution	Codes / Mitigation Info	Qty	Unit	Cost	Total

1 Main Lobby

☐ Staff Only

Public Counter

186

- *As-Built Description:*

Service counter (stand-up): Accessible section min. 36" length and 36" max. height (in CA: 28" to 34" high) not provided.

- *As-Built:* **43" high**
- *Proposed Solution:*

Retrofit existing counter to provide accessible section.
Interim solution: Provide auxiliary counter, table, or clipboard.

- ***Notes:***

It is unclear what the counter is used for. If used as public counter for work surface or transaction counter, provide a lowered section.

PCODE **IN03**
ADAAG 91 **7.2(2)**
ADA 2010 **904.4**
CBC 2007 **1122B.4**
CBC 2016 **11B-904.4**

Mitigated:

○ YES
◉ NO

1 JOB $6,000 **$6,000**



Priority 1 *Severity* 3

Signage

185

- *As-Built Description:*

At final exit door to exterior: Where required exit signs are installed, signs to provide exiting information for people with vision impairment are not provided.

- *Proposed Solution:*

Provide raised letter/Braille "EXIT" sign at door.

PCODE **SA10A**
ADAAG 91 **4.1.3(16)**
ADA 2010 **216.4.1**
CBC 2007 **1011.3**
CBC 2016 **11B-216.4.1**

Mitigated:

○ YES
◉ NO

1 JOB $270 **$270**



Priority 1 *Severity* 3

Item no., Rm no. and Name	Existing Architectural Barrier and Proposed Solution	Codes / Mitigation Info	Qty	Unit	Cost	Total

2 Main Lobby Restroom

☐ Staff Only

Accessories

188

- *As-Built Description:*

Dispensers in sanitary facilities, such as for towels, soap, sanitary napkins, seat covers, etc., and waste receptacles more than 48" (CA only: 40") from floor to highest operating slot or control.

- *As-Built:* **SD: 48" high**
- *Proposed Solution:*

Relocate existing restroom accessories.

PCODE **WG01A**
ADAAG 91 **4.23.7**
ADA 2010 **308.2.1**
CBC 2007 **1115B.8.3**
CBC 2016 **11B-603.5**

Mitigated:

○ YES
◉ NO

1 JOB $300 **$300**



Priority 3 *Severity* 2

Accessories

190

- *As-Built Description:*

Toilet paper dispenser less than 15" (CA: 19") or more than 48" above floor or not within 7" to 9" from front of water closet (Note: CA pre-2010 is allowed within 12" from front of water closet).

- *As-Built:* **12" o.c.**
- *Proposed Solution:*

Relocate or provide new toilet paper dispenser.

PCODE **WG02**
ADAAG 91 **4.16.6**
ADA 2010 **604.7**
CBC 2007 **1115B.8.4**
CBC 2016 **11B-604.7**

Mitigated:

○ YES
◉ NO

1 JOB $225 **$225**



Priority 3 *Severity* 3

Signage

187

- *As-Built Description:*

Braille symbols: dots are not 1/10" on centers in each cell with 2/10" space between cells.

- *As-Built:* **Not CA Grade II Braille**
- *Proposed Solution:*

CA only - Provide new compliant signage including Contracted Grade 2 Braille with Title 24 spacing requirements - 1/10" on center dots with 2/10" space between cells.

PCODE **SA07C**
CBC 2007 **1117B.5.6**
CBC 2016 **11B-703.3**

Mitigated:

○ YES
◉ NO

1 JOB $450 **$450**



Priority 3 *Severity* 3

Item no., Rm no. and Name	Existing Architectural Barrier and Proposed Solution	Codes / Mitigation Info	Qty	Unit	Cost	Total
189	**Water Closet** • *As-Built Description:* Water closet not 16"-18" (CA: 17"-18") from near side wall to center line of water closet (2010 ADAAG: 16"-18"). • *As-Built:* **19" o.c.** • *Proposed Solution:* Relocate existing water closet and plumbing, remount with offset closet flange to provide 18" max. from side wall.	*PCODE* **WB02C** *ADAAG 91* **Fig. 28** *ADA 2010* **604.2** *CBC 2007* **1115B.4.1.1** *CBC 2016* **11B-604.2** **Mitigated:** ○ YES ◉ NO	1	JOB	$1,500	**$1,500**



Priority 3 *Severity* 4

Item no., Rm no. and Name	Existing Architectural Barrier and Proposed Solution	Codes / Mitigation Info	Qty	Unit	Cost	Total

3 Typical Dispatch Room

☐ Staff Only

Non-Fixed Desk

191

- *As-Built Description:*

Accessible non-fixed table or desk (top 28" to 34" high; knee space at least 27" high x 19" deep x 30" wide) not provided.

- *Proposed Solution:*

Provide table or desk with accessible dimensions when purchasing new furniture.

- ***Notes:***

No knee clearance at desk if used as work surface.

PCODE **IN02A**
ADAAG 91 **4.32.3 & .4**
ADA 2010 **306.1**
CBC 2007 **1122B.3 & 4**
CBC 2016 **11B-306.1 & 11B -902.3**

Mitigated:

○ YES
◉ NO

1 JOB $4,800 **$4,800**



Priority 2 *Severity* 2

Facility: **Fire House** Part: **Interior** Floor: **First Floor**

Address: **240 N 1st Street** Year Built: **TBD**

Item no., Rm no. and Name	Existing Architectural Barrier and Proposed Solution	Codes / Mitigation Info	Qty	Unit	Cost	Total

4 Hallway to Dining Area

☐ Staff Only

Corridor

192

- *As-Built Description:*

Corridor less than 44" wide.

- *As-Built:* **43" wide**
- *Proposed Solution:*

Enlarge corridor to 44" wide; relocate stud wall.

PCODE **IH03**
ADAAG 91 **4.3.3**
ADA 2010 **403.5.1**
CBC 2007 **1133B.3.1**
CBC 2016 **11B-403.5.1**

Mitigated:

○ YES
◉ NO

?5 LF $420 **$2,100**



Priority 1 *Severity* 4

Item no., Rm no. and Name	Existing Architectural Barrier and Proposed Solution	Codes / Mitigation Info	Qty	Unit	Cost	Total

5 Men's Restroom ☐ Staff Only

Accessories

195

- *As-Built Description:*

Dispensers in sanitary facilities, such as for towels, soap, sanitary napkins, seat covers, etc., and waste receptacles more than 48" (CA only: 40") from floor to highest operating slot or control.

- *As-Built:* **SD: 48" high**
- *Proposed Solution:*

Relocate existing restroom accessories.

PCODE **WG01A**
ADAAG 91 **4.23.7**
ADA 2010 **308.2.1**
CBC 2007 **1115B.8.3**
CBC 2016 **11B-603.5**

Mitigated:
○ YES
◉ NO

1 JOB $300 **$300**



Priority 3 *Severity* 2

Accessories

204

- *As-Built Description:*

Toilet paper dispenser less than 15" (CA: 19") or more than 48" above floor or not within 7" to 9" from front of water closet (Note: CA pre-2010 is allowed within 12" from front of water closet).

- *As-Built:* **12" o.c.**
- *Proposed Solution:*

Relocate or provide new toilet paper dispenser.

PCODE **WG02**
ADAAG 91 **4.16.6**
ADA 2010 **604.7**
CBC 2007 **1115B.8.4**
CBC 2016 **11B-604.7**

Mitigated:
○ YES
◉ NO

1 JOB $225 **$225**



Priority 3 *Severity* 3

General Note

9

- *As-Built Description:*

Refer to notes for observation and recommendation.

- *Proposed Solution:*
- ***Notes:***

The shower is 42" wide and 48" deep. This complied with the 2007 Alternative shower configuration. This configuration is no longer compliant with current ADA or CBC. The alteration history of the building will determine whether this complies.

PCODE **GN01**
CBC 2016 **11B-608.5**

Mitigated:
○ YES
◉ NO

REF



Priority 3 *Severity* 4

Item no., Rm no. and Name	Existing Architectural Barrier and Proposed Solution	Codes / Mitigation Info	Qty	Unit	Cost	Total
203	**Grab Bars** • *As-Built Description:* Side grab bar less than 42" long, or located more than 12 inches max. from the rear wall, or extending less than 54" from rear wall (CA only: front end min. 24" in front of water closet). • *As-Built:* **13" from rear wall** • *Proposed Solution:* Provide or relocate accessible side grab bar.	*PCODE* **WB07A** *ADAAG 91* **Fig. 29(b)** *ADA 2010* **604.5.1** *CBC 2007* **1115B.4.1.3.1** *CBC 2016* **11B-604.5.1** **Mitigated:** ○ YES ● NO	1	JOB	$780	**$780**



Priority 3 *Severity* 4

201	**Grab Bars** • *As-Built Description:* Accessories/dispensers in accessible stall located closer than 1-1/2" below or 12" above grab bar impedes its use. • *As-Built:* **0.5" below** • *Proposed Solution:* Relocate accessories/dispensers to be no closer than 1-1/2" below and 12" above grab bars (except if accessories are recessed, flush with wall, and have no sharp edges).	*PCODE* **WB07I** *ADAAG 91* **4.26.2** *ADA 2010* **609.3** *CBC 2007* **1133B.4.2.5** *CBC 2016* **11B-609.3** **Mitigated:** ○ YES ● NO	1	JOB	$225	**$225**



Priority 3 *Severity* 4

27	**Shower** • *As-Built Description:* Shower not accessible; multiple compliance violations. • *Proposed Solution:* Provide accessible shower. • ***Notes:*** **The shower complies with the 2007 California Building code. Depending on the alteration history of the building, current shower configuration may be required.**	*PCODE* **WF01** *ADAAG 91* **4.21** *ADA 2010* **608.1** *CBC 2016* **11B-608.1** **Mitigated:** ○ YES ● NO	1	JOB	$12,000	**$12,000**



Priority 3 *Severity* 3

Item no., Rm no. and Name	Existing Architectural Barrier and Proposed Solution	Codes / Mitigation Info	Qty	Unit	Cost	Total
208	**Shower** • *As-Built Description:* Curb or threshold at shower more than 1/2" (CA only: Lip not beveled [45º] or more than 1/2" high). • *As-Built:* **0.5" high** • *Proposed Solution:* Provide new or modify present shower threshold.	*PCODE* **WF04** *ADAAG 91* **4.21.7** *ADA 2010* **608.7** *CBC 2007* **1115B.4.4.2** *CBC 2016* **11B-608.7** **Mitigated:** ○ YES ● NO	1	JOB	$1,800	**$1,800**



Priority 3 *Severity* 4

206	**Shower** • *As-Built Description:* Mounting height of shower spray bracket exceeds 48" max. height or is not 19" - 27" from from the seat wall. • *As-Built:* **12" o.c. to control** • *Proposed Solution:* Provide or remount shower spray bracket within 19" - 27" from the seat wall and at 48" max. height.	*PCODE* **WF05B** *ADA 2010* **608.5** *CBC 2007* **1115B.4.4.5.3** *CBC 2016* **11B-608.5** **Mitigated:** ○ YES ● NO	1	JOB	$1,500	**$1,500**



Priority 3 *Severity* 3

207	**Shower** • *As-Built Description:* Floor surface sloped greater than 2.0% (1:48) due to drain. • *As-Built:* **3.9%** • *Proposed Solution:* Remodel floor surface to compliance.	*PCODE* **WF06A** *ADA 2010* **608.9** *CBC 2016* **11B-608.9** **Mitigated:** ○ YES ● NO	1	JOB	$1,500	**$1,500**



Priority 3 *Severity* 4

Item no., Rm no. and Name	Existing Architectural Barrier and Proposed Solution	Codes / Mitigation Info	Qty	Unit	Cost	Total
	Signage					
193	• *As-Built Description:* Braille symbols: dots are not 1/10" on centers in each cell with 2/10" space between cells. • *Proposed Solution:* CA only - Provide new compliant signage including Contracted Grade 2 Braille with Title 24 spacing requirements - 1/10" on center dots with 2/10" space between cells.	*PCODE* **SA07C** *CBC 2007* **1117B.5.6** *CBC 2016* **11B-703.3** **Mitigated:** ○ YES ◉ NO	1	JOB	$450	**$450**
						
		Priority 3 *Severity* 3				
	Stall Door					
197	• *As-Built Description:* Stall door to accessible compartment not self closing. • *Proposed Solution:* Adjust closer.	*PCODE* **WB05B** *ADAAG 91* **4.22.4** *ADA 2010* **604.8.1.2** *CBC 2007* **1115B.3.1.4.4** *CBC 2016* **11B-604.8.1.2** **Mitigated:** ○ YES ◉ NO	1	JOB	$75	**$75**
						
		Priority 3 *Severity* 4				
	Stall Door					
198	• *As-Built Description:* Stall door does not have accessible operating hardware (U-pulls on both sides, flip-over or sliding lock). • *Proposed Solution:* Provide new accessible locking hardware that does not require grasping, pinching, or twisting and U-pulls on both sides.	*PCODE* **WB05C** *ADAAG 91* **4.17.5** *ADA 2010* **604.8.1.2** *CBC 2007* **1115B.3.1.4.5** *CBC 2016* **11B-604.8.1.2** **Mitigated:** ○ YES ◉ NO	1	JOB	$300	**$300**
						
		Priority 3 *Severity* 3				

Item no., Rm no. and Name	Existing Architectural Barrier and Proposed Solution	Codes / Mitigation Info	Qty	Unit	Cost	Total

Urinal

196

- *As-Built Description:*

30" x 48" clear floor space in front of accessible urinal not provided.

- *As-Built:* **29.25" wide**
- *Proposed Solution:*

Provide clear floor space in front of accessible urinal. Relocate partition to provide 30" wide clear space.

PCODE **WE04**
ADAAG 91 **4.18.3**
ADA 2010 **605.3**
CBC 2007 **1115B.4.2.3**
CBC 2016 **11B-605.3**

Mitigated:

○ YES
◉ NO

1 JOB $4,500 **$4,500**



Priority 3 *Severity* 2

Water Closet

199

- *As-Built Description:*

Water closet not 16"-18" (CA: 17"-18") from near side wall to center line of water closet (2010 ADAAG: 16"-18").

- *As-Built:* **19.5" o.c.**
- *Proposed Solution:*

Relocate existing water closet and plumbing, remount with offset closet flange to provide 18" max. from side wall.

PCODE **WB02C**
ADAAG 91 **Fig. 28**
ADA 2010 **604.2**
CBC 2007 **1115B.4.1.1**
CBC 2016 **11B-604.2**

Mitigated:

○ YES
◉ NO

1 JOB $1,500 **$1,500**



Priority 3 *Severity* 4

Water Closet

202

- *As-Built Description:*

CA only: In single-accommodation restroom less than 48" in front of water closet provided.

- *As-Built:* **Less than 36" in front of the grab bar to stall partition**
- *Proposed Solution:*

Remodel restroom to provide at least 36" of clear space in front of the side grab bar when the stall door swings in.

PCODE **WB03A**
CBC 2007 **1115B.3.2.1**
CBC 2016 **11B-604.3.1**

Mitigated:

○ YES
◉ NO

1 JOB $15,000 **$15,000**



Priority 3 *Severity* 2

Item no., Rm no. and Name	Existing Architectural Barrier and Proposed Solution	Codes / Mitigation Info	Qty	Unit	Cost	Total
	Water Closet					
200	• *As-Built Description:* Flush Control: Operating handle not mounted toward wide side of stall. • *Proposed Solution:* Replace flush control with properly mounted accessible type, or install sensor flush.	*PCODE* **WB10** *ADAAG 91* **4.16.5** *ADA 2010* **604.6** *CBC 2007* **1115B.4.1.5** *CBC 2016* **11B-604.6** **Mitigated:** ○ YES ◉ NO	1	JOB	$1,500	**$1,500**



Priority 3 *Severity* 3

Item no., Rm no. and Name	Existing Architectural Barrier and Proposed Solution	Codes / Mitigation Info	Qty	Unit	Cost	Total

6 Women's Restroom ☐ Staff Only

Accessories

213

- *As-Built Description:*

Dispensers in sanitary facilities, such as for towels, soap, sanitary napkins, seat covers, etc., and waste receptacles more than 48" (CA only: 40") from floor to highest operating slot or control.

- *As-Built:* **SD: 48" high**
- *Proposed Solution:*

Relocate existing restroom accessories.

PCODE **WG01A**
ADAAG 91 **4.23.7**
ADA 2010 **308.2.1**
CBC 2007 **1115B.8.3**
CBC 2016 **11B-603.5**

Mitigated:
○ YES
◉ NO

1 JOB $300 **$300**



Priority 3 *Severity* 2

Door Swing

211

- *As-Built Description:*

Front approach: At pull side, door does not have clear and level maneuvering space measuring door width plus 18" x 60". (24" x 60" at exterior doors).

- *As-Built:* **43" from face of door**
- *Proposed Solution:*

Remove or relocate furniture or storage items.

PCODE **ID23A**
ADAAG 91 **Fig. 25(a)**
ADA 2010 **404.2.4**
CBC 2007 **11B-26A(a)**
CBC 2016 **11B-404.2.4**

Mitigated:
○ YES
◉ NO

1 JOB $150 **$150**



Priority 3 *Severity* 3

Door Swing

209

- *As-Built Description:*

Front approach: At push side, door does not have clear and level maneuvering space measuring door width x 48" (door width plus 12" if door has both, latch and closer).

- *As-Built:* **47" from face of door to wall**
- *Proposed Solution:*

Provide door operator OR remove the latch or closer.

PCODE **ID24C**
ADAAG 91 **Fig. 25(a)**
ADA 2010 **404.2.4**
CBC 2007 **11B-26A(a)**
CBC 2016 **11B-404.2.4**

Mitigated:
○ YES
◉ NO

1 JOB $15,000 **$15,000**



Priority 3 *Severity* 4

Item no., Rm no. and Name	Existing Architectural Barrier and Proposed Solution	Codes / Mitigation Info	Qty	Unit	Cost	Total
	Grab Bars					
217	• *As-Built Description:* Accessories/dispensers in accessible stall located closer than 1-1/2" below or 12" above grab bar impedes its use. • *As-Built:* **0.5" below** • *Proposed Solution:* Relocate accessories/dispensers to be no closer than 1-1/2" below and 12" above grab bars (except if accessories are recessed, flush with wall, and have no sharp edges).	*PCODE* **WB07I** *ADAAG 91* **4.26.2** *ADA 2010* **609.3** *CBC 2007* **1133B.4.2.5** *CBC 2016* **11B-609.3** **Mitigated:** ○ YES ● NO	1	JOB	$225	**$225**
						
		Priority 3 ***Severity*** 4				
	Shower					
25	• *As-Built Description:* Shower not accessible; multiple compliance violations. • *Proposed Solution:* Provide accessible shower. • ***Notes:*** **The shower complies with the 2007 California Building code. Depending on the alteration history of the building, current shower configuration may be required.**	*PCODE* **WF01** *ADAAG 91* **4.21** *ADA 2010* **608.1** *CBC 2016* **11B-608.1** **Mitigated:** ○ YES ● NO	1	JOB	$12,000	**$12,000**
						
		Priority 3 ***Severity*** 3				
	Shower					
220	• *As-Built Description:* Curb or threshold at shower more than 1/2" (CA only: Lip not beveled [45º] or more than 1/2" high). • *As-Built:* **0.5" high** • *Proposed Solution:* Provide new or modify present shower threshold.	*PCODE* **WF04** *ADAAG 91* **4.21.7** *ADA 2010* **608.7** *CBC 2007* **1115B.4.4.2** *CBC 2016* **11B-608.7** **Mitigated:** ○ YES ● NO	1	JOB	$1,800	**$1,800**
						
		Priority 3 ***Severity*** 4				

Item no., Rm no. and Name	Existing Architectural Barrier and Proposed Solution	Codes / Mitigation Info	Qty	Unit	Cost	Total
	Shower					
219	• *As-Built Description:* Mounting height of shower spray bracket exceeds 48" max.height or is more than 27" from rear edge of folding seat. • *As-Built:* **12" o.c.** • *Proposed Solution:* Provide or remount shower spray bracket within 27" from rear edge of seat and at 48" max. height.	*PCODE* **WF05B** *ADA 2010* **608.5** *CBC 2007* **1115B.4.4.5.3** *CBC 2016* **11B-608.5** **Mitigated:** ○ YES ◉ NO	1	JOB	$1,500	**$1,500**
						
		Priority 3 ***Severity*** 3				
	Shower					
221	• *As-Built Description:* Floor surface sloped greater than 2.0% (1:48) due to drain. • *As-Built:* **3.6%** • *Proposed Solution:* Remodel floor surface to compliance.	*PCODE* **WF06A** *ADA 2010* **608.9** *CBC 2016* **11B-608.9** **Mitigated:** ○ YES ◉ NO	1	JOB	$1,500	**$1,500**
						
		Priority 3 ***Severity*** 4				
	Signage					
210	• *As-Built Description:* Braille symbols: dots are not 1/10" on centers in each cell with 2/10" space between cells. • *As-Built:* **Not CA Grade II Braille** • *Proposed Solution:* CA only - Provide new compliant signage including Contracted Grade 2 Braille with Title 24 spacing requirements - 1/10" on center dots with 2/10" space between cells.	*PCODE* **SA07C** *CBC 2007* **1117B.5.6** *CBC 2016* **11B-703.3** **Mitigated:** ○ YES ◉ NO	1	JOB	$450	**$450**
						
		Priority 3 ***Severity*** 3				

Item no., Rm no. and Name	Existing Architectural Barrier and Proposed Solution	Codes / Mitigation Info	Qty	Unit	Cost	Total
214	**Stall Door** • *As-Built Description:* Stall door to accessible compartment not self closing. • *Proposed Solution:* Adjust closer.	*PCODE* **WB05B** *ADAAG 91* **4.22.4** *ADA 2010* **604.8.1.2** *CBC 2007* **1115B.3.1.4.4** *CBC 2016* **11B-604.8.1.2** **Mitigated:** ○ YES ◉ NO	1	JOB	$75	**$75**



Priority 3 *Severity* 4

215	**Stall Door** • *As-Built Description:* Stall door does not have accessible operating hardware (U-pulls on both sides, flip-over or sliding lock). • *Proposed Solution:* Provide new accessible locking hardware that does not require grasping, pinching, or twisting and U-pulls on both sides.	*PCODE* **WB05C** *ADAAG 91* **4.17.5** *ADA 2010* **604.8.1.2** *CBC 2007* **1115B.3.1.4.5** *CBC 2016* **11B-604.8.1.2** **Mitigated:** ○ YES ◉ NO	1	JOB	$300	**$300**



Priority 3 *Severity* 3

216	**Water Closet** • *As-Built Description:* Water closet not 16"-18" (CA: 17"-18") from near side wall to center line of water closet (2010 ADAAG: 16"-18"). • *As-Built:* **19.5" o.c.** • *Proposed Solution:* Relocate existing water closet and plumbing, remount with offset closet flange to provide 18" max. from side wall.	*PCODE* **WB02C** *ADAAG 91* **Fig. 28** *ADA 2010* **604.2** *CBC 2007* **1115B.4.1.1** *CBC 2016* **11B-604.2** **Mitigated:** ○ YES ◉ NO	1	JOB	$1,500	**$1,500**



Priority 3 *Severity* 4

Item no., Rm no. and Name	Existing Architectural Barrier and Proposed Solution	Codes / Mitigation Info	Qty	Unit	Cost	Total
218	**Water Closet** • *As-Built Description:* CA only: In single-accommodation restroom less than 48" in front of water closet provided. • *As-Built:* **46" in front of toilet when door swings in.** • *Proposed Solution:* Remodel restroom to provide at least 48" in front of water closet.	*PCODE* **WB03A** *CBC 2007* **1115B.3.2.1** *CBC 2016* **11B-604.3.1** **Mitigated:** ○ YES ◉ NO	1	JOB	$15,000	**$15,000**



Priority 3 *Severity* 4

Item no., Rm no. and Name	Existing Architectural Barrier and Proposed Solution	Codes / Mitigation Info	Qty	Unit	Cost	Total

7 Conference Room/Kitchen ☐ Staff Only

Assistive Listening

226

- *As-Built Description:*

No portable assistive listening system provided for small meeting room.

- *Proposed Solution:*

Share existing portable assistive listening system from other facility.

PCODE **GI01E**
ADAAG 91 **4.1.3(19)(b) & 4.33.7**
ADA 2010 **219.1 & 706.1**
CBC 2007 **1104B.2**
CBC 2016 **11B-219.1 & 11B -706.1**

Mitigated:
○ YES
● NO

REF



Priority 2 *Severity* 3

Door Swing

230

- *As-Built Description:*

Front approach: At pull side, door does not have clear and level maneuvering space measuring door width plus 18" x 60". (24" x 60" at exterior doors).

- *As-Built:* **Door width plus 12" to table**
- *Proposed Solution:*

Remove or relocate furniture or storage items.

PCODE **ID23A**
ADAAG 91 **Fig. 25(a)**
ADA 2010 **404.2.4**
CBC 2007 **11B-26A(a)**
CBC 2016 **11B-404.2.4**

Mitigated:
○ YES
● NO

1 JOB $150 **$150**



Priority 2 *Severity* 4

Non-Fixed Desk

225

- *As-Built Description:*

Accessible non-fixed table or desk (top 28" to 34" high; knee space at least 27" high x 19" deep x 30" wide) not provided.

- *As-Built:* **Knee space: 13" deep**
- *Proposed Solution:*

Provide table or desk with accessible dimensions when purchasing new furniture.

- ***Notes:***

14 seats, no accessible seats provided.

PCODE **IN02A**
ADAAG 91 **4.32.3 & .4**
ADA 2010 **306.1**
CBC 2007 **1122B.3 & 4**
CBC 2016 **11B-306.1 & 11B -902.3**

Mitigated:
○ YES
● NO

1 JOB $4,800 **$4,800**



Priority 2 *Severity* 2

Item no., Rm no. and Name	Existing Architectural Barrier and Proposed Solution	Codes / Mitigation Info	Qty	Unit	Cost	Total
223	**Reach Range** • *As-Built Description:* Reach height to control or access point, where side approach is available, exceeds 48" or is less than 15" in height, or exceeds 10" in depth. • *As-Built:* **25" deep reach** • *Proposed Solution:* Modify equipment or mounting.	*PCODE* **IE02** *ADAAG 91* **4.2.6** *ADA 2010* **308.3.1** *CBC 2007* **1118B.6** *CBC 2016* **11B-308.3** **Mitigated:** ○ YES ● NO	1	JOB	$300	**$300**
						
		Priority **2** ***Severity*** **3**				
229	**Signage** • *As-Built Description:* At final exit door to exterior: Where required exit signs are installed, signs to provide exiting information for people with vision impairment are not provided. • *Proposed Solution:* Provide raised letter/Braille "EXIT" sign at door.	*PCODE* **SA10A** *ADAAG 91* **4.1.3(16)** *ADA 2010* **216.4.1** *CBC 2007* **1011.3** *CBC 2016* **11B-216.4.1** **Mitigated:** ○ YES ● NO	1	JOB	$270	**$270**
						
		Priority **2** ***Severity*** **3**				
222	**Sink** • *As-Built Description:* Sink does not have knee space min. 27" high x 19" deep x 30" wide. • *As-Built:* **No knee clearance** • *Proposed Solution:* Remodel sink cabinet.	*PCODE* **IN06A** *ADAAG 91* **4.24.3** *ADA 2010* **606.2** *CBC 2007* **1115B.4.7.1** *CBC 2016* **11B-606.2** **Mitigated:** ○ YES ● NO	1	JOB	$5,250	**$5,250**
						
		Priority **2** ***Severity*** **2**				

Conceptual Costs for **Floor:** First Floor **$117,870.00**

Item no., Rm no. and Name	Existing Architectural Barrier and Proposed Solution	Codes / Mitigation Info	Qty	Unit	Cost	Total

1 Lounge/Storage ☐ Staff Only

General Note

10

- *As-Built Description:*

Refer to notes for observation and recommendation.

- *Proposed Solution:*
- ***Notes:***

There is no access provided to the Employee lounge.

PCODE **GN01**

CBC 2016 **11B-405.9.2**

Mitigated:

○ YES

◉ NO

REF



Priority 4 *Severity* 2

Handrail

228

- *As-Built Description:*

Open guards does not have balusters or ornamental patterns such that a 4-inch-diameter (102 mm) sphere cannot pass through any opening.

- *As-Built:* **12" gaps**
- *Proposed Solution:*

Provide new guards which do not allow passage of an 4 inch sphere at any opening.

PCODE **ED08A**

ADA 2010 **405.9.2**

CBC 2007 **1013.3**

CBC 2016 **11B-405.9.2**

Mitigated:

○ YES

◉ NO

20 LF $360 **$7,200**



Priority 4 *Severity* 2

Stairway

227

- *As-Built Description:*

The leading 2" of the tread does not have visual contrast of dark–on–light or light–on–dark from the remainder of the tread.

- *Proposed Solution:*

Provide 2" min., 4" max. wide contrasting color strip 1" max. from nosing on top & bottom treads when altering area.

PCODE **II02B**

ADA 2010 **504.4**

CBC 2007 **1133B.4.4**

CBC 2016 **11B-504.4.1**

Mitigated:

○ YES

◉ NO

8 LF $42 **$336**



Priority 4 *Severity* 3

Conceptual Costs for Floor: Second Floor **$7,536.00**

Facility: **Fire House** Part: **Interior** Floor: **Second Floor**

Address: **240 N 1st Street** Year Built: **TBD**

Item no., Rm no. and Name	Existing Architectural Barrier and Proposed Solution	Codes / Mitigation Info	Qty	Unit	Cost	Total
Conceptual Costs for	**Area:** Interior					**$125,406.00**

Facility: **Fire House** Part: **Interior** Floor: **Second Floor**

Address: **240 N 1st Street** Year Built: **TBD**

Item no., Rm no. and Name	Existing Architectural Barrier and Proposed Solution	Codes / Mitigation Info	Qty	Unit	Cost	Total
Conceptual Costs for	**Facility:** Fire House					**$129,306.00**

Access Compliance Survey Report

Public Works/Corp Yard

360 N 1st Street

Facility #: 104

City of Chowchilla

August 2020

SSA Project #: 19025

SALLY SWANSON
ARCHITECTS, INC.



104-0-1

Public Works/Corp Yard
Exterior- On-Site

1 — Item Number

Location:
360 N 1st St
Chowchilla, CA
93610

Facility:
PUBLIC WORKS/
CORP YARD

BARRIER
LOCATION
MAP

REF NORTH
N.T.S.

Prepared By:
Sally Swanson
Architects
San Francisco, CA

Project #: 19025

Date: 8-27-2020

Sheet: 104-0-1

NO FLOOR PLANS PROVIDED

104-1-1

Public Works/Corp Yard
Interior- First Floor

1 — Item Number

Location:
360 N 1st St
Chowchilla, CA
93610

Facility:
PUBLIC WORKS/
CORP YARD

BARRIER
LOCATION
MAP

REF NORTH
N.T.S.

Prepared By:
Sally Swanson
Architects
San Francisco, CA

Project #: 19025

Date: 8-27-2020

Sheet: 104-1-1

Item no., Rm no. and Name	Existing Architectural Barrier and Proposed Solution	Codes / Mitigation Info	Qty	Unit	Cost	Total

1 Accessible Parking

☐ Staff Only

Curb Ramp

238

- *As-Built Description:*

No curb ramp available where an accessible route crosses a curb.

- *Proposed Solution:*

Provide new curb ramp.

PCODE **EH01**
ADAAG 91 **4.7.1**
ADA 2010 **303.4**
CBC 2007 **1127B.5.1**
CBC 2016 **11B-402.2**

Mitigated:

○ YES
◉ NO

1 JOB $7,500 **$7,500**



Priority 1 *Severity* 3

Parking

232

- *As-Built Description:*

Accessible parking space smaller than 8' wide (CA only: 9' x 18').

- *As-Built:* **8'9" wide, 17'8" long**
- *Proposed Solution:*

Modify parking space(s) to create accessible space.

PCODE **EA02A**
ADAAG 91 **4.6.3**
ADA 2010 **502.2**
CBC 2007 **1129B.3.1**
CBC 2016 **11B-502.2**

Mitigated:

○ YES
◉ NO

1 JOB $600 **$600**



Priority 1 *Severity* 4

Parking

233

- *As-Built Description:*

The words "NO PARKING" not painted on the ground within loading and unloading access aisle (12" min high white letters), located so that it is visible to traffic enforcement officials (required in CA only).

- *Proposed Solution:*

Provide the words “NO PARKING” in each access aisle, painted in 12” high letters, when altering area.

PCODE **EA04D**
CBC 2007 **1129B.3.1**
CBC 2016 **11B-502.3.3**

Mitigated:

○ YES
◉ NO

1 JOB $300 **$300**



Priority 1 *Severity* 4

Item no., Rm no. and Name	Existing Architectural Barrier and Proposed Solution	Codes / Mitigation Info	Qty	Unit	Cost	Total
	Parking					
12	• *As-Built Description:* Parking sign is not located between 60" and 80" above the finish floor or ground surface measured to the bottom of the sign. • *As-Built:* **67" high located on route** • *Proposed Solution:* Remount existing sign at accessible height.	*PCODE* **EA04H** *ADAAG 91* **4.6.4** *ADA 2010* **502.7** *CBC 2007* **1129B.4** *CBC 2016* **11B-502.6** **Mitigated:** ○ YES ◉ NO	1	JOB	$135	**$135**
						
		Priority 1 *Severity* 4				
	Parking					
11	• *As-Built Description:* An accessible parking space shall be outlined or painted blue (required in CA only). • *Proposed Solution:* Identify accessible parking space using blue markings.	*PCODE* **EA04K** *CBC 2016* **11B-502.6** **Mitigated:** ○ YES ◉ NO	1	JOB	$360	**$360**
						
		Priority 1 *Severity* 4				
	Parking					
236	• *As-Built Description:* No van parking provided (one in every 6 or fraction of 6 accessible spaces, but not less than one. • *Proposed Solution:* Provide van parking space(s) by restriping; provide van sign.	*PCODE* **EA07** *ADAAG 91* **4.1.2(5)(b)** *ADA 2010* **208.2; 502.1** *CBC 2007* **1129B.3.2** *CBC 2016* **11B-208.2.4** **Mitigated:** ○ YES ◉ NO	1	JOB	$1,050	**$1,050**
						
		Priority 1 *Severity* 2				

Item no., Rm no. and Name	Existing Architectural Barrier and Proposed Solution	Codes / Mitigation Info	Qty	Unit	Cost	Total
235	**Parking Signage** • *As-Built Description:* No "Tow Away" sign at parking lot entrance (required in CA only). • *Proposed Solution:* Provide "Tow Away" sign at parking lot entrance when altering area.	*PCODE* **EA04C** *CBC 2007* **1129B.4** *CBC 2016* **11B-502.8.2** **Mitigated:** ○ YES ◉ NO	1	JOB	$975	**$975**
						
		Priority 1 *Severity* 4				
13	**Parking Signage** • *As-Built Description:* Sign for "Van Accessible" space is located at stall where the van accessible aisle is located on the driver side of the vehicle. • *Proposed Solution:* Remove the words "Van Accessible" from existing sign.	*PCODE* **EA04E** *ADA 2010* **502.3.4** *CBC 2007* **1129B.4** *CBC 2016* **11B-502.3.4** **Mitigated:** ○ YES ◉ NO	1	JOB	$945	**$945**
						
		Priority 1 *Severity* 4				
234	**Parking Signage** • *As-Built Description:* CA only: Additional Sign or additional language below the symbol of accessibility stating "Minimum Fine $250" not provided. • *Proposed Solution:* Provide compliant parking signage that includes fine information.	*PCODE* **EA04G** *CBC 2007* **1129B.4** *CBC 2016* **11B-502.6.2** **Mitigated:** ○ YES ◉ NO	1	JOB	$300	**$300**
						
		Priority 1 *Severity* 4				

Item no., Rm no. and Name	Existing Architectural Barrier and Proposed Solution	Codes / Mitigation Info	Qty	Unit	Cost	Total
	Parking Signage					
237	• *As-Built Description:* CA only: Additional Sign or additional language below the symbol of accessibility stating "Minimum Fine $250" not provided. • *Proposed Solution:* Provide compliant parking signage that includes fine information.	*PCODE* **EA04G** *CBC 2007* **1129B.4** *CBC 2016* **11B-502.6.2** **Mitigated:** ○ YES ◉ NO	1	JOB	$300	**$300**



Priority 1 *Severity* 4

Item no., Rm no. and Name	Existing Architectural Barrier and Proposed Solution	Codes / Mitigation Info	Qty	Unit	Cost	Total

2 Parts Department

☐ Staff Only

General Note

254 • *As-Built Description:*

Refer to notes for observation and recommendation.

• *Proposed Solution:*

• ***Notes:***

No accessible entrance provided into space.

PCODE **GN01**

CBC 2016 **11B-404.2.7**

Mitigated:

○ YES

◉ NO

REF



Priority 4 *Severity* 3

Facility: **Public Works/Corp Yard** Part: **Exterior** Floor: **On-site**

Address: **360 N 1st Street** Year Built: **TBD**

Item no., Rm no. and Name	Existing Architectural Barrier and Proposed Solution	Codes / Mitigation Info	Qty	Unit	Cost	Total

3 Parts Department Garage

☐ Staff Only

General Note

263 • *As-Built Description:*

Refer to notes for observation and recommendation.

• *Proposed Solution:*

Provide access to the containers.

• ***Notes:***

There are several storage containers for equipment that provide a 5" high step with no access.

PCODE **GN01**

CBC 2016 **11B-308.2.1**

Mitigated:

○ YES

◉ NO

REF



Priority 4 *Severity* 1

Conceptual Costs for **Floor:** On-site **$12,465.00**

Facility: **Public Works/Corp Yard** Part: **Exterior** Floor: **On-site**

Address: **360 N 1st Street** Year Built: **TBD**

Item no., Rm no. and Name	Existing Architectural Barrier and Proposed Solution	Codes / Mitigation Info	Qty	Unit	Cost	Total
Conceptual Costs for	**Area:** Exterior					**$12,465.00**

Item no., Rm no. and Name	Existing Architectural Barrier and Proposed Solution	Codes / Mitigation Info	Qty	Unit	Cost	Total

1 Public Works Office

☐ Staff Only

Corridor

246

- *As-Built Description:*

Corridor less than 44" wide.

- *As-Built:* **42" wide**
- *Proposed Solution:*

Enlarge corridor to 44" wide; relocate stud wall.

PCODE **IH03**
ADAAG 91 **4.3.3**
ADA 2010 **403.5.1**
CBC 2007 **1133B.3.1**
CBC 2016 **11B-403.5.1**

Mitigated:

○ YES
◉ NO

15 LF $420 **$6,300**



Priority 2 *Severity* 4

Door Hardware

239

- *As-Built Description:*

Non-common use areas within this facility, such as offices, do not have accessible door hardware.

- *Proposed Solution:*

Provide lever handle or other accessible hardware when a specific need is identified in the future or when altering area.

PCODE **ID07C**
ADAAG 91 **4.13.9**
ADA 2010 **404.2.7**
CBC 2007 **1133B.2.5.2**
CBC 2016 **11B-404.2.7**

Mitigated:

○ YES
◉ NO

2 JOB $750 **$1,500**



Priority 2 *Severity* 3

Door Stopper

241

- *As-Built Description:*

At push side of door on accessible route, bottom 10" does not have a smooth, uninterrupted surface.

- *Proposed Solution:*

Remove door stopper when altering area. Provide rubber wedge.

PCODE **ID06A**
ADA 2010 **404.2.10**
CBC 2007 **1133B.2.6**
CBC 2016 **11B-404.2.10**

Mitigated:

○ YES
◉ NO

1 JOB $75 **$75**



Priority 2 *Severity* 3

Item no., Rm no. and Name	Existing Architectural Barrier and Proposed Solution	Codes / Mitigation Info	Qty	Unit	Cost	Total
240	**Door Threshold** • *As-Built Description:* Door inaccessible due to threshold or step at door exceeding 1/2". • *As-Built:* **1" high** • *Proposed Solution:* Modify threshold to be no more than 1/2" by removing existing paving at door and providing landing with edge ramping (slope 1:20 max).	*PCODE* **ID02A** *ADAAG 91* **4.13.8** *ADA 2010* **404.2.5** *CBC 2007* **1133B.2.4.1** *CBC 2016* **11B-404.2.5** **Mitigated:** ○ YES ◉ NO	1	JOB	$1,200	**$1,200**
		 ***Priority*** **2** ***Severity*** **4**				
244	**Electrical** • *As-Built Description:* Electric switch or control mounted less than 15" measured to the bottom of the outlet box or greater than 48 inches measured to the top of the outlet box. • *As-Built:* **52" high to top of box** • *Proposed Solution:* Relocate light switches or control to between 15" and 48" height.	*PCODE* **IC01** *ADAAG 91* **4.2.5 & 6** *ADA 2010* **308.2.1 & 308.2.2** *CBC 2007* **1117B.6.3** *CBC 2016* **11B-308.2.1 & 11B-308.2.2** **Mitigated:** ○ YES ◉ NO	1	JOB	$900	**$900**
		 ***Priority*** **2** ***Severity*** **4**				
245	**Electrical** • *As-Built Description:* Electric switch or control mounted less than 15" measured to the bottom of the outlet box or greater than 48 inches measured to the top of the outlet box. • *As-Built:* **13" high to bottom of box** • *Proposed Solution:* Relocate light switches or control to between 15" and 48" height.	*PCODE* **IC01** *ADAAG 91* **4.2.5 & 6** *ADA 2010* **308.2.1 & 308.2.2** *CBC 2007* **1117B.6.3** *CBC 2016* **11B-308.2.1 & 11B-308.2.2** **Mitigated:** ○ YES ◉ NO	1	JOB	$900	**$900**
		 ***Priority*** **2** ***Severity*** **4**				

Item no., Rm no. and Name	Existing Architectural Barrier and Proposed Solution	Codes / Mitigation Info	Qty	Unit	Cost	Total

Public Counter

243

- *As-Built Description:*

Service counter (stand-up): Accessible section min. 36" length and 36" max. height (in CA: 28" to 34" high) not provided.

- *As-Built:* **42" high**
- *Proposed Solution:*

Retrofit existing counter to provide accessible section.
Interim solution: Provide auxiliary counter, table, or clipboard.

PCODE **IN03**
ADAAG 91 **7.2(2)**
ADA 2010 **904.4**
CBC 2007 **1122B.4**
CBC 2016 **11B-904.4**

Mitigated:

○ YES
◉ NO

1 JOB $6,000 **$6,000**



Priority 2 *Severity* 3

Signage

242

- *As-Built Description:*

At final exit door to exterior: Where required exit signs are installed, signs to provide exiting information for people with vision impairment are not provided.

- *Proposed Solution:*

Provide raised letter/Braille "EXIT" sign at door.

PCODE **SA10A**
ADAAG 91 **4.1.3(16)**
ADA 2010 **216.4.1**
CBC 2007 **1011.3**
CBC 2016 **11B-216.4.1**

Mitigated:

○ YES
◉ NO

1 JOB $270 **$270**



Priority 2 *Severity* 3

Facility: **Public Works/Corp Yard** Part: **Interior** Floor: **First Floor**

Address: **360 N 1st Street** Year Built: **TBD**

Item no., Rm no. and Name	Existing Architectural Barrier and Proposed Solution	Codes / Mitigation Info	Qty	Unit	Cost	Total

2 Women's Restroom

☐ Staff Only

Restroom

247

- *As-Built Description:*

Single accommodation restroom not accessible; multiple compliance violations.

- *Proposed Solution:*

Remodel area to provide single-occupant accessible restroom.

PCODE **WA01**
ADAAG 91 **4.22**
ADA 2010 **603.1**
CBC 2007 **1115B.3.2**
CBC 2016 **11B-603.1**

Mitigated:

○ YES
◉ NO

1 JOB $90,000 **$90,000**



Priority 3 *Severity* 2

Facility: **Public Works/Corp Yard** Part: **Interior** Floor: **First Floor**

Address: **360 N 1st Street** Year Built: **TBD**

Item no., Rm no. and Name	Existing Architectural Barrier and Proposed Solution	Codes / Mitigation Info	Qty	Unit	Cost	Total

3 Men's Restroom

☐ Staff Only

Restroom

248

- *As-Built Description:*

Single accommodation restroom not accessible; multiple compliance violations.

- *Proposed Solution:*

Remodel area to provide single-occupant accessible restroom.

PCODE **WA01**
ADAAG 91 **4.22**
ADA 2010 **603.1**
CBC 2007 **1115B.3.2**
CBC 2016 **11B-603.1**

Mitigated:

○ YES
◉ NO

1 JOB $90,000 **$90,000**



Priority 3 *Severity* 2

Item no., Rm no. and Name	Existing Architectural Barrier and Proposed Solution	Codes / Mitigation Info	Qty	Unit	Cost	Total

4 Break Room ☐ Staff Only

Reach Range

251

- *As-Built Description:*

Reach height to control or access point, exceeds 48" or is less than 15".

- *As-Built:* **52" high**
- *Proposed Solution:*

Modify equipment or mounting.

PCODE **IE01**
ADAAG 91 **4.2.5**
ADA 2010 **308.2.1**
CBC 2007 **1118B.5**
CBC 2016 **11B-308.2.1**

Mitigated:

○ YES
◉ NO

2 JOB $300 **$600**



Priority 4 *Severity* 4

Sink

249

- *As-Built Description:*

Sink rim higher than 34" above floor.

- *As-Built:* **Top: 38" high**
- *Proposed Solution:*

Remodel sink cabinet to lower sink.

PCODE **IN06**
ADAAG 91 **4.24.2**
ADA 2010 **606.3**
CBC 2007 **1115B.4.7.1**
CBC 2016 **11B-606.3**

Mitigated:

○ YES
◉ NO

1 JOB $5,250 **$5,250**



Priority 4 *Severity* 4

Sinks

250

- *As-Built Description:*

Accessible faucet (lever-operated, push-type or electronically controlled) not provided at otherwise accessible sink.

- *As-Built:* **Knob style hardware**
- *Proposed Solution:*

Provide accessible faucets at accessible sink.

PCODE **KF13**
ADAAG 91 **13.3.4(5) &**
ADA 2010 **4.24.7**
606.4
CBC 2007 **1111B.5.1**
CBC 2016 **11B-606.4**

Mitigated:

○ YES
◉ NO

1 SET $1,800 **$1,800**



Priority 4 *Severity* 2

Item no., Rm no. and Name	Existing Architectural Barrier and Proposed Solution	Codes / Mitigation Info	Qty	Unit	Cost	Total

5 Typical Offices

☐ Staff Only

Door Clearance

252

- *As-Built Description:*

Door on accessible route has less than 32" clear and 80" (78" min. to closer if provided) opening width when 90° open.

- *As-Built:* **30" wide**
- *Proposed Solution:*

Provide new, larger door and frame with new accessible hardware.

PCODE **ID01**
ADAAG 91 **4.13.5**
ADA 2010 **404.2.3**
CBC 2007 **1133B.1.1.1.1**
CBC 2016 **11B-404.2.3**

Mitigated:

○ YES
◉ NO

2 JOB $7,800 **$15,600**



Priority 4 *Severity* 3

Door Hardware

253

- *As-Built Description:*

Non-common use areas within this facility, such as offices, do not have accessible door hardware.

- *Proposed Solution:*

Provide lever handle or other accessible hardware when a specific need is identified in the future or when altering area.

PCODE **ID07C**
ADAAG 91 **4.13.9**
ADA 2010 **404.2.7**
CBC 2007 **1133B.2.5.2**
CBC 2016 **11B-404.2.7**

Mitigated:

○ YES
◉ NO

2 JOB $750 **$1,500**



Priority 4 *Severity* 3

Item no., Rm no. and Name	Existing Architectural Barrier and Proposed Solution	Codes / Mitigation Info	Qty	Unit	Cost	Total

6 Parts Department

☐ Staff Only

Door Hardware

255

- *As-Built Description:*

Non-common use areas within this facility, such as offices, do not have accessible door hardware.

- *Proposed Solution:*

Provide lever handle or other accessible hardware when a specific need is identified in the future or when altering area.

PCODE **ID07C**
ADAAG 91 **4.13.9**
ADA 2010 **404.2.7**
CBC 2007 **1133B.2.5.2**
CBC 2016 **11B-404.2.7**

Mitigated:

○ YES
◉ NO

1 JOB $750 **$750**



Priority 4 *Severity* 3

Non-Fixed Desk

256

- *As-Built Description:*

Accessible non-fixed table or desk (top 28" to 34" high; knee space at least 27" high x 19" deep x 30" wide) not provided.

- *Proposed Solution:*

Provide table or desk with accessible dimensions when purchasing new furniture.

- ***Notes:***

8 seats, no accessible table provided

PCODE **IN02A**
ADAAG 91 **4.32.3 & .4**
ADA 2010 **306.1**
CBC 2007 **1122B.3 & 4**
CBC 2016 **11B-306.1 & 11B -902.3**

Mitigated:

○ YES
◉ NO

1 JOB $4,800 **$4,800**



Priority 4 *Severity* 2

Reach Range

258

- *As-Built Description:*

Reach height to control or access point, exceeds 48" or is less than 15".

- *As-Built:* **53" high**
- *Proposed Solution:*

Modify equipment or mounting.

PCODE **IE01**
ADAAG 91 **4.2.5**
ADA 2010 **308.2.1**
CBC 2007 **1118B.5**
CBC 2016 **11B-308.2.1**

Mitigated:

○ YES
◉ NO

1 JOB $300 **$300**



Priority 4 *Severity* 4

Item no., Rm no. and Name	Existing Architectural Barrier and Proposed Solution	Codes / Mitigation Info	Qty	Unit	Cost	Total

Reach Range

259

- *As-Built Description:*

Reach height to control or access point, exceeds 48" or is less than 15".

- *As-Built:* **60" high**
- *Proposed Solution:*

Modify equipment or mounting.

PCODE **IE01**
ADAAG 91 **4.2.5**
ADA 2010 **308.2.1**
CBC 2007 **1118B.5**
CBC 2016 **11B-308.2.1**

Mitigated:

○ YES
◉ NO

1 JOB $300 **$300**



Priority 4 *Severity* 2

Restroom

260

- *As-Built Description:*

Single accommodation restroom not accessible; multiple compliance violations.

- *Proposed Solution:*

Remodel area to provide single-occupant accessible restroom.

PCODE **WA01**
ADAAG 91 **4.22**
ADA 2010 **603.1**
CBC 2007 **1115B.3.2**
CBC 2016 **11B-603.1**

Mitigated:

○ YES
◉ NO

1 JOB $90,000 **$90,000**



Priority 4 *Severity* 2

Sink

257

- *As-Built Description:*

Sink rim higher than 34" above floor.

- *As-Built:* **Top: 36" high**
- *Proposed Solution:*

Remodel sink cabinet to lower sink.

PCODE **IN06**
ADAAG 91 **4.24.2**
ADA 2010 **606.3**
CBC 2007 **1115B.4.7.1**
CBC 2016 **11B-606.3**

Mitigated:

○ YES
◉ NO

1 JOB $5,250 **$5,250**



Priority 4 *Severity* 4

Item no., Rm no. and Name	Existing Architectural Barrier and Proposed Solution	Codes / Mitigation Info	Qty	Unit	Cost	Total

7 Parts Department Garage

☐ Staff Only

Reach Range

261 • *As-Built Description:*
Reach height to control or access point, exceeds 48" or is less than 15".

• *As-Built:* **60" high**

• *Proposed Solution:*
Modify equipment or mounting.

PCODE **IE01**
ADAAG 91 **4.2.5**
ADA 2010 **308.2.1**
CBC 2007 **1118B.5**
CBC 2016 **11B-308.2.1**

Mitigated:
○ YES
◉ NO

1 JOB $300 **$300**



Priority 4 *Severity* 2

Reach Range

262 • *As-Built Description:*
Reach height to control or access point, exceeds 48" or is less than 15".

• *As-Built:* **General equipment located above 48" high.**

• *Proposed Solution:*
Modify equipment or mounting.

PCODE **IE01**
ADAAG 91 **4.2.5**
ADA 2010 **308.2.1**
CBC 2007 **1118B.5**
CBC 2016 **11B-308.2.1**

Mitigated:
○ YES
◉ NO

1 JOB $300 **$300**



Priority 4 *Severity* 4

Conceptual Costs for **Floor:** First Floor **$323,895.00**

Facility: **Public Works/Corp Yard** Part: **Interior** Floor: **First Floor**

Address: **360 N 1st Street** Year Built: **TBD**

Item no., Rm no. and Name	Existing Architectural Barrier and Proposed Solution	Codes / Mitigation Info	Qty	Unit	Cost	Total
Conceptual Costs for	**Area:** Interior					**$323,895.00**

Facility: **Public Works/Corp Yard** Part: **Interior** Floor: **First Floor**

Address: **360 N 1st Street** Year Built: **TBD**

Item no., Rm no. and Name	Existing Architectural Barrier and Proposed Solution	Codes / Mitigation Info	Qty	Unit	Cost	Total
Conceptual Costs for	**Facility:** Public Works/Corp Yard					**$336,360.00**

Access Compliance Survey Report

Police Department

122 Trinity Avenue

Facility #: 105

City of Chowchilla

August 2020

SSA Project #: 19025

SALLY SWANSON
ARCHITECTS, INC.



105-0-1

Police Department
Exterior- On-Site

1 — Item Number

Location:
122 Trinity Ave
Chowchilla, CA
93610

Facility:
POLICE
DEPARTMENT

BARRIER
LOCATION
MAP

REF NORTH
N.T.S.

Prepared By:
Sally Swanson
Architects
San Francisco, CA

Project #: 19025

Date: 8-27-2020

Sheet: 105-0-1

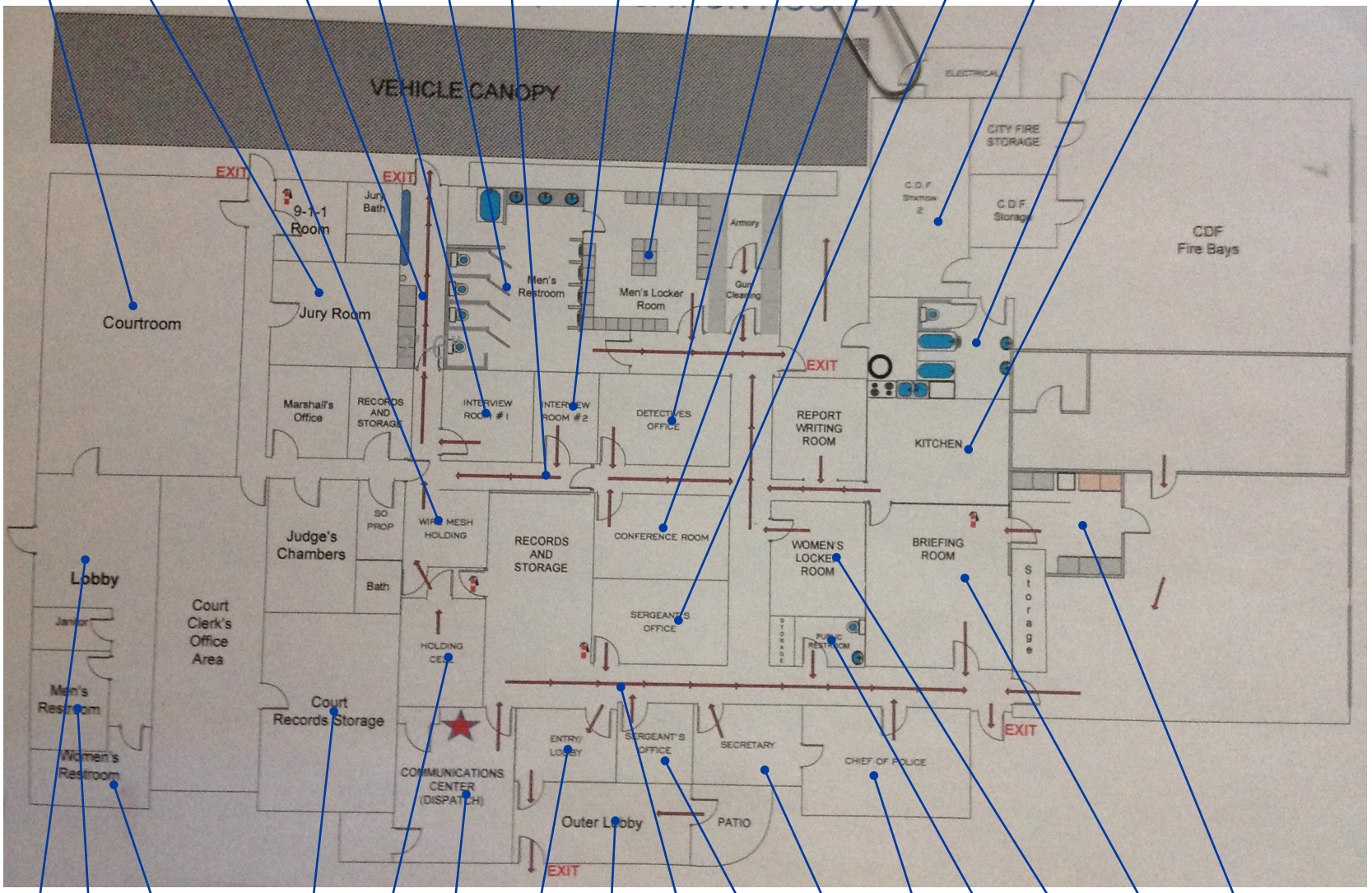

105-1-1

Police Department
Interior- First Floor

1 — Item Number

CITY OF CHOWCHILLA CALIFORNIA
GATEWAY TO PROSPERITY
INCORPORATED FEB 7, 1923

Location:
122 Trinity Ave
Chowchilla, CA
93610

Facility:
POLICE DEPARTMENT

BARRIER LOCATION MAP

REF NORTH
N.T.S.

Prepared By:
Sally Swanson Architects
San Francisco, CA

Project #: 19025

Date: 8-27-2020

Sheet: 105-1-1

Item no., Rm no. and Name	Existing Architectural Barrier and Proposed Solution	Codes / Mitigation Info	Qty	Unit	Cost	Total

1 Main Entrance

☐ Staff Only

Floor or Ground Surface

628

- *As-Built Description:*

Walk: Grating has grid openings greater than 1/2" along the line of traffic flow.

- *Proposed Solution:*

Provide new grating, with grid openings 1/2" max. along the line of traffic flow.

PCODE **EF04**
ADAAG 91 **4.3.6; 4.5.4**
ADA 2010 **403.2; 302.3**
CBC 2007 **1133B.7.2**
CBC 2016 **11B-403.2; 11B -302.3**

Mitigated:

○ YES
◉ NO

2 SF $240 **$480**



Priority 1 *Severity* 2

Handrails

625

- *As-Built Description:*

Handrail not provided at stairs or ramp, required on both sides (not required at curb ramps or adjacent to seating areas).

- *Proposed Solution:*

Provide new handrail for each side including extensions.

PCODE **ED01**
ADAAG 91 **4.8.5 & 4.9.4**
ADA 2010 **505.2**
CBC 2007 **1133B.4.1.1**
CBC 2016 **& .5.5**
11B-505.2

Mitigated:

○ YES
◉ NO

10 LF $285 **$2,850**



Priority 1 *Severity* 2

Handrails

627

- *As-Built Description:*

Handrail not provided at stairs or ramp, required on both sides (not required at curb ramps or adjacent to seating areas).

- *Proposed Solution:*

Provide new handrail for each side including extensions.

PCODE **ED01**
ADAAG 91 **4.8.5 & 4.9.4**
ADA 2010 **505.2**
CBC 2007 **1133B.4.1.1**
CBC 2016 **& .5.5**
11B-505.2

Mitigated:

○ YES
◉ NO

40 LF $285 **$11,400**



Priority 1 *Severity* 2

Item no., Rm no. and Name	Existing Architectural Barrier and Proposed Solution	Codes / Mitigation Info	Qty	Unit	Cost	Total
626	**Tread Surface** • *As-Built Description:* The leading 2" of the tread does not have visual contrast of dark–on–light or light–on–dark from the remainder of the tread. • *Proposed Solution:* Provide contrasting color strips at all exterior stair treads.	*PCODE* **EC02** *ADA 2010* **504.4** *CBC 2007* **1133B.4.4** *CBC 2016* **11B-504.4.1** **Mitigated:** ○ YES ◉ NO	20	LF	$27	**$540**



Priority 1 *Severity* 4

Item no., Rm no. and Name	Existing Architectural Barrier and Proposed Solution	Codes / Mitigation Info	Qty	Unit	Cost	Total

2 Accessible Parking

☐ Staff Only

Curb Ramp

635

- *As-Built Description:*

Slope greater than 1:12 (8.3%).

- *As-Built:* **10.5%**
- *Proposed Solution:*

Demolish existing and provide new curb ramp.

PCODE **EH02A**
ADAAG 91 **4.7.2**
ADA 2010 **406.1**
CBC 2007 **1127B.5.3**
CBC 2016 **11B-406.2.1**

Mitigated:

○ YES
◉ NO

1 JOB $7,500 **$7,500**



Priority 1 *Severity* 4

Curb Ramp

636

- *As-Built Description:*

Side slopes more than 1:10 (10%).

- *As-Built:* **20%**
- *Proposed Solution:*

Modify curb ramp. Demolish side slopes and replace with 1:10 side slopes if 48" level top landing is provided.

PCODE **EH05A**
ADAAG 91 **4.7.5**
ADA 2010 **406.3**
CBC 2007 **1127B.5.3**
CBC 2016 **11B-406.2.2**

Mitigated:

○ YES
◉ NO

2 JOB $6,000 **$12,000**



Priority 1 *Severity* 1

Curb Ramp

637

- *As-Built Description:*

Less than 48" level space at top and 1:12 flared sides not provided.

- *As-Built:* **36" wide**
- *Proposed Solution:*

Demolish existing and provide new curb ramp.

PCODE **EH05B**
ADAAG 91 **4.7.5; Fig.12(a)**
ADA 2010 **406.4**
CBC 2007 **1127B.5.4**
CBC 2016 **11B-406.5.3**

Mitigated:

○ YES
◉ NO

1 JOB $7,500 **$7,500**



Priority 1 *Severity* 3

Item no., Rm no. and Name	Existing Architectural Barrier and Proposed Solution	Codes / Mitigation Info	Qty	Unit	Cost	Total
	Curb Ramp					
634	• *As-Built Description:* Detectable warning not provided where pedestrian crosses vehicular area. • *Proposed Solution:* Provide detectable warning surface (i.e. in-line truncated domes) at regular curb ramp.	*PCODE* **EH07A** *ADAAG 91* **4.7.7** *ADA 2010* **705.1** *CBC 2007* **1127B.5.7** *CBC 2016* **11B-705.1.2.2** **Mitigated:** ○ YES ◉ NO	1	JOB	$750	**$750**
						
		Priority 1 *Severity* 3				
	Identification					
20	• *As-Built Description:* Sign for accessible parking space is missing or non-compliant. • *Proposed Solution:* Provide compliant parking signage. • ***Notes:*** **No van sign**	*PCODE* **EA04B** *ADAAG 91* **4.6.4** *ADA 2010* **502.6** *CBC 2007* **1129B.4** *CBC 2016* **11B-502.6** **Mitigated:** ○ YES ◉ NO	1	JOB	$945	**$945**
						
		Priority 1 *Severity* 4				
	Parking					
633	• *As-Built Description:* International Symbol of Accessibility (36" square, in white on blue) is not painted on the pavement near the rear end of the parking space (required in CA only). • *Proposed Solution:* Apply symbol on parking space pavement when altering area.	*PCODE* **EA04A** *CBC 2007* **1129B.4** *CBC 2016* **11B-502.6.4.1** **Mitigated:** ○ YES ◉ NO	1	JOB	$360	**$360**
						
		Priority 1 *Severity* 4				

Item no., Rm no. and Name	Existing Architectural Barrier and Proposed Solution	Codes / Mitigation Info	Qty	Unit	Cost	Total
	Parking					
632	• *As-Built Description:* The words "NO PARKING" not painted on the ground within loading and unloading access aisle (12" min high white letters), located so that it is visible to traffic enforcement officials (required in CA only). • *Proposed Solution:* Provide the words “NO PARKING” in each access aisle, painted in 12” high letters, when altering area.	*PCODE* **EA04D** *CBC 2007* **1129B.3.1** *CBC 2016* **11B-502.3.3** **Mitigated:** ○ YES ◉ NO	1	JOB	$300	**$300**
	 ***Priority*** 1 ***Severity*** 4					
	Parking					
22	• *As-Built Description:* Parking sign is not located between 60" and 80" above the finish floor or ground surface measured to the bottom of the sign. • *As-Built:* **37" high** • *Proposed Solution:* Remount existing sign at accessible height.	*PCODE* **EA04H** *ADAAG 91* **4.6.4** *ADA 2010* **502.7** *CBC 2007* **1129B.4** *CBC 2016* **11B-502.6** **Mitigated:** ○ YES ◉ NO	1	JOB	$135	**$135**
	 ***Priority*** 1 ***Severity*** 4					
	Parking					
23	• *As-Built Description:* An accessible parking space shall be outlined or painted blue (required in CA only). • *Proposed Solution:* Identify accessible parking space using blue markings.	*PCODE* **EA04K** *CBC 2016* **11B-502.6** **Mitigated:** ○ YES ◉ NO	1	JOB	$360	**$360**
	 ***Priority*** 1 ***Severity*** 4					

Item no., Rm no. and Name	Existing Architectural Barrier and Proposed Solution	Codes / Mitigation Info	Qty	Unit	Cost	Total
	Parking					
631	• *As-Built Description:* No van parking provided (one in every 6 or fraction of 6 accessible spaces, but not less than one. • *As-Built:* **4' 5" wide** • *Proposed Solution:* Provide van parking space(s) by restriping access aisle to 8' wide minimum;	*PCODE* **EA07** *ADAAG 91* **4.1.2(5)(b)** *ADA 2010* **208.2; 502.1** *CBC 2007* **1129B.3.2** *CBC 2016* **11B-208.2.4** **Mitigated:** ○ YES ● NO	1	JOB	$1,050	**$1,050**
						
		Priority 1 *Severity* 2				
	Parking Signage					
629	• *As-Built Description:* No "Tow Away" sign at parking lot entrance (required in CA only). • *Proposed Solution:* Provide "Tow Away" sign at parking lot entrance when altering area.	*PCODE* **EA04C** *CBC 2007* **1129B.4** *CBC 2016* **11B-502.8.2** **Mitigated:** ○ YES ● NO	1	JOB	$975	**$975**
						
		Priority 1 *Severity* 4				
	Parking Signage					
630	• *As-Built Description:* CA only: Additional Sign or additional language below the symbol of accessibility stating "Minimum Fine $250" not provided. • *Proposed Solution:* Provide compliant parking signage that includes fine information.	*PCODE* **EA04G** *CBC 2007* **1129B.4** *CBC 2016* **11B-502.6.2** **Mitigated:** ○ YES ● NO	1	JOB	$300	**$300**
						
		Priority 1 *Severity* 4				

Conceptual Costs for **Floor:** On-site **$47,445.00**

Facility: **Police Department** Part: **Exterior** Floor: **On-site**

Address: **122 Trinity Avenue** Year Built: **TBD**

Item no., Rm no. and Name	Existing Architectural Barrier and Proposed Solution	Codes / Mitigation Info	Qty	Unit	Cost	Total
Conceptual Costs for	**Area:** Exterior					**$47,445.00**

Item no., Rm no. and Name	Existing Architectural Barrier and Proposed Solution	Codes / Mitigation Info	Qty	Unit	Cost	Total

1 Dispatch

☐ Staff Only

Accessories

508

- *As-Built Description:*

Dispensers in sanitary facilities, such as for towels, soap, sanitary napkins, seat covers, etc., and waste receptacles more than 48" (CA only: 40") from floor to highest operating slot or control.

- *As-Built:* **SCD: 50" high**
- *Proposed Solution:*

Relocate existing restroom accessories.

PCODE **WG01A**
ADAAG 91 **4.23.7**
ADA 2010 **308.2.1**
CBC 2007 **1115B.8.3**
CBC 2016 **11B-603.5**

Mitigated:

○ YES
◉ NO

1 JOB $300 **$300**



Priority 3 *Severity* 2

Accessories

505

- *As-Built Description:*

Toilet paper dispenser less than 15" (CA: 19") or more than 48" above floor or not within 7" to 9" from front of water closet (Note: CA pre-2010 is allowed within 12" from front of water closet).

- *Proposed Solution:*

Relocate or provide new toilet paper dispenser.

PCODE **WG02**
ADAAG 91 **4.16.6**
ADA 2010 **604.7**
CBC 2007 **1115B.8.4**
CBC 2016 **11B-604.7**

Mitigated:

○ YES
◉ NO

1 JOB $225 **$225**



Priority 3 *Severity* 1

Accessories

499

- *As-Built Description:*

Bottom of mirror located above lavatories or countertops more than 40" above floor.

- *As-Built:* **50" high**
- *Proposed Solution:*

Relocate or provide new accessible mirror.

PCODE **WG03**
ADAAG 91 **4.19.6**
ADA 2010 **603.3**
CBC 2007 **1115B.8.1**
CBC 2016 **11B-603.3**

Mitigated:

○ YES
◉ NO

1 JOB $450 **$450**



Priority 3 *Severity* 3

Item no., Rm no. and Name	Existing Architectural Barrier and Proposed Solution	Codes / Mitigation Info	Qty	Unit	Cost	Total

Door Stopper

495

- *As-Built Description:*

At push side of door on accessible route, bottom 10" does not have a smooth, uninterrupted surface.

- *Proposed Solution:*

Remove door stopper when altering area. Provide rubber wedge.

PCODE **ID06A**
ADA 2010 **404.2.10**
CBC 2007 **1133B.2.6**
CBC 2016 **11B-404.2.10**

Mitigated:

○ YES
◉ NO

1 JOB $75 **$75**



Priority 2 *Severity* 3

Door Swing

496

- *As-Built Description:*

Front approach: At pull side, door does not have clear and level maneuvering space measuring door width plus 18" x 60". (24" x 60" at exterior doors).

- *Proposed Solution:*

Remove or relocate furniture or storage items.

PCODE **ID23A**
ADAAG 91 **Fig. 25(a)**
ADA 2010 **404.2.4**
CBC 2007 **11B-26A(a)**
CBC 2016 **11B-404.2.4**

Mitigated:

○ YES
◉ NO

1 JOB $150 **$150**



Priority 2 *Severity* 3

Grab Bars

504

- *As-Built Description:*

Side grab bar less than 42" long, or located more than 12 inches max. from the rear wall, or extending less than 54" from rear wall (CA only: front end min. 24" in front of water closet).

- *Proposed Solution:*

Provide or relocate accessible side grab bar.

PCODE **WB07A**
ADAAG 91 **Fig. 29(b)**
ADA 2010 **604.5.1**
CBC 2007 **1115B.4.1.3.1**
CBC 2016 **11B-604.5.1**

Mitigated:

○ YES
◉ NO

1 JOB $780 **$780**



Priority 3 *Severity* 1

Item no., Rm no. and Name	Existing Architectural Barrier and Proposed Solution	Codes / Mitigation Info	Qty	Unit	Cost	Total
	Grab Bars					
502	• *As-Built Description:* The rear wall grab is less than 36" min. or does not extend from the centerline of the water closet 12" min. on one side and 24" min. on the other side. • *As-Built:* **Extends 10" from centerline of water closet** • *Proposed Solution:* Provide or relocate accessible rear grab bar.	*PCODE* **WB07B** *ADAAG 91* **4.17.6** *ADA 2010* **604.5.2** *CBC 2007* **1115B.4.1.3.2** *CBC 2016* **11B-604.5.2** **Mitigated:** ○ YES ◉ NO	1	JOB	$1,020	**$1,020**



Priority 3 *Severity* 4

	Lavatory					
500	• *As-Built Description:* Lavatory: Fixture rim or counter height more than 34" above floor. • *As-Built:* **35" high** • *Proposed Solution:* Provide new accessible lavatory. Remodel restroom as needed.	*PCODE* **WD02** *ADAAG 91* **4.19.2** *ADA 2010* **606.3** *CBC 2007* **1115B.4.3** *CBC 2016* **11B-606.3** **Mitigated:** ○ YES ◉ NO	1	JOB	$10,200	**$10,200**



Priority 3 *Severity* 4

	Lavatory					
498	• *As-Built Description:* Wheelchair clearance under lavatory apron or lavatory counter front edge less than 29" high. • *Proposed Solution:* Provide new accessible lavatory. Remodel restroom as needed.	*PCODE* **WD03** *ADAAG 91* **4.19.2** *ADA 2010* **606.3** *CBC 2007* **1115B.4.3.3** *CBC 2016* **11B-306.3.1** **Mitigated:** ○ YES ◉ NO	1	JOB	$10,200	**$10,200**



Priority 3 *Severity* 2

Item no., Rm no. and Name	Existing Architectural Barrier and Proposed Solution	Codes / Mitigation Info	Qty	Unit	Cost	Total
	Signage					
497	• *As-Built Description:* Required in CA only: identification symbol centered 58" to 60" high on sanitary facility door that contrasts with the door not provided (women: 12" ø circle, men: 12" triangle, unisex: combined symbol). • *As-Built:* **61" high o.c.** • *Proposed Solution:* Provide properly mounted sanitary facility symbol when altering area. If wheelchair accessible, include International Symbol of Accessibility on sign.	*PCODE* **SA15** *CBC 2007* **1115B.6** *CBC 2016* **11B-703.7.2.6** **Mitigated:** ○ YES ◉ NO	1	JOB	$270	**$270**
						
		Priority 3 *Severity* 3				
	Toilet Stall					
501	• *As-Built Description:* Toilet stall less than 60" wide. • *As-Built:* **55" wide** • *Proposed Solution:* Provide a smaller lavatory to mitigate the issue.	*PCODE* **WB06** *ADAAG 91* **4.17.3** *ADA 2010* **604.8.1.1** *CBC 2007* **1115B.3.1.4.1** *CBC 2016* **11B-604.8.1.1** **Mitigated:** ○ YES ◉ NO	1	JOB	$4,500	**$4,500**
						
		Priority 3 *Severity* 4				
	Water Closet					
507	• *As-Built Description:* CA only: In single-accommodation restroom less than 48" in front of water closet provided. • *As-Built:* **34" to locker** • *Proposed Solution:* Remove lockers to provide the clear space in front of the toilet.	*PCODE* **WB03A** *CBC 2007* **1115B.3.2.1** *CBC 2016* **11B-604.3.1** **Mitigated:** ○ YES ◉ NO	1	JOB	$15,000	**$15,000**
						
		Priority 3 *Severity* 2				

Item no., Rm no. and Name	Existing Architectural Barrier and Proposed Solution	Codes / Mitigation Info	Qty	Unit	Cost	Total
503	**Water Closet** • *As-Built Description:* Flush Control: Operating handle not mounted toward wide side of stall. • *Proposed Solution:* Replace flush control with properly mounted accessible type, or install sensor flush.	*PCODE* **WB10** *ADAAG 91* **4.16.5** *ADA 2010* **604.6** *CBC 2007* **1115B.4.1.5** *CBC 2016* **11B-604.6** **Mitigated:** ○ YES ◉ NO	1	JOB	$1,500	**$1,500**



Priority 3 *Severity* 3

Item no., Rm no. and Name	Existing Architectural Barrier and Proposed Solution	Codes / Mitigation Info	Qty	Unit	Cost	Total

2 Hallway

☐ Staff Only

Corridor

512

- *As-Built Description:*

Corridor less than 44" wide.

- *As-Built:* **43.5" wide**
- *Proposed Solution:*

Enlarge corridor to 44" wide; Provide smaller cabinet.

PCODE **IH03**
ADAAG 91 **4.3.3**
ADA 2010 **403.5.1**
CBC 2007 **1133B.3.1**
CBC 2016 **11B-403.5.1**

Mitigated:

○ YES
◉ NO

10 LF $420 **$4,200**



Priority 1 ***Severity*** 4

Electrical

511

- *As-Built Description:*

Electric switch or control mounted less than 15" measured to the bottom of the outlet box or greater than 48 inches measured to the top of the outlet box.

- *As-Built:* **52" high to top of box**
- *Proposed Solution:*

Relocate light switches or control to between 15" and 48" height.

PCODE **IC01**
ADAAG 91 **4.2.5 & 6**
ADA 2010 **308.2.1 & 308.2.2**
CBC 2007 **1117B.6.3**
CBC 2016 **11B-308.2.1 & 11B-308.2.2**

Mitigated:

○ YES
◉ NO

1 JOB $900 **$900**



Priority 1 ***Severity*** 4

Protrusion Limits

510

- *As-Built Description:*

Protruding objects more than 4" from wall, when bottom of object more than 27" or less than 80" above finished floor.

- *As-Built:* **Extinguisher protrudes 6" at 42" high.**
- *Proposed Solution:*

Provide cane-detectable railing to mark area of low clearance.

PCODE **EG04A**
ADAAG 91 **4.4.1**
ADA 2010 **307.2**
CBC 2007 **1133B.8.6.1**
CBC 2016 **11B-307.2**

Mitigated:

○ YES
◉ NO

1 LF $300 **$300**



Priority 1 ***Severity*** 3

Item no., Rm no. and Name	Existing Architectural Barrier and Proposed Solution	Codes / Mitigation Info	Qty	Unit	Cost	Total

3 Animal Control

☐ Staff Only

Door Swing

513

- *As-Built Description:*

Front approach: At pull side, door does not have clear and level maneuvering space measuring door width plus 18" x 60". (24" x 60" at exterior doors).

- *As-Built:* **43" from face of door to desk**
- *Proposed Solution:*

Remove or relocate furniture or storage items.

PCODE **ID23A**
ADAAG 91 **Fig. 25(a)**
ADA 2010 **404.2.4**
CBC 2007 **11B-26A(a)**
CBC 2016 **11B-404.2.4**

Mitigated:

○ YES
◉ NO

1 JOB $150 **$150**



Priority 2 *Severity* 3

Turn Space

514

- *As-Built Description:*

Less than 60" diameter or T-shaped space provided for wheelchair turns.

- *Proposed Solution:*

Retrofit space to provide 60" diameter or T-turn.

PCODE **IN04**
ADAAG 91 **4.2.3**
ADA 2010 **304.1**
CBC 2007 **1118B.3**
CBC 2016 **11B-304.1**

Mitigated:

○ YES
◉ NO

1 JOB $2,775 **$2,775**



Priority 2 *Severity* 3

Item no., Rm no. and Name	Existing Architectural Barrier and Proposed Solution	Codes / Mitigation Info	Qty	Unit	Cost	Total

4 Supervisor Office ☐ Staff Only

Door Stopper

515

- *As-Built Description:*

At push side of door on accessible route, bottom 10" does not have a smooth, uninterrupted surface.

- *Proposed Solution:*

Remove door stopper when altering area. Provide rubber wedge.

PCODE **ID06A**
ADA 2010 **404.2.10**
CBC 2007 **1133B.2.6**
CBC 2016 **11B-404.2.10**

Mitigated:
○ YES
◉ NO

1 JOB $75 **$75**



Priority 2 *Severity* 3

Door Swing

516

- *As-Built Description:*

Front approach: At pull side, door does not have clear and level maneuvering space measuring door width plus 18" x 60". (24" x 60" at exterior doors).

- *As-Built:* **45" from face of door to desk**
- *Proposed Solution:*

Remove or relocate furniture or storage items.

PCODE **ID23A**
ADAAG 91 **Fig. 25(a)**
ADA 2010 **404.2.4**
CBC 2007 **11B-26A(a)**
CBC 2016 **11B-404.2.4**

Mitigated:
○ YES
◉ NO

1 JOB $150 **$150**



Priority 2 *Severity* 3

Turn Space

517

- *As-Built Description:*

Less than 60" diameter or T-shaped space provided for wheelchair turns.

- *Proposed Solution:*

Retrofit space to provide 60" diameter or T-turn.

PCODE **IN04**
ADAAG 91 **4.2.3**
ADA 2010 **304.1**
CBC 2007 **1118B.3**
CBC 2016 **11B-304.1**

Mitigated:
○ YES
◉ NO

1 JOB $2,775 **$2,775**



Priority 2 *Severity* 3

Item no., Rm no. and Name	Existing Architectural Barrier and Proposed Solution	Codes / Mitigation Info	Qty	Unit	Cost	Total

5 Chief of Police Office

☐ Staff Only

Door Stopper

518

- *As-Built Description:*

At push side of door on accessible route, bottom 10" does not have a smooth, uninterrupted surface.

- *Proposed Solution:*

Remove door stopper when altering area. Provide rubber wedge.

PCODE **ID06A**
ADA 2010 **404.2.10**
CBC 2007 **1133B.2.6**
CBC 2016 **11B-404.2.10**

Mitigated:

○ YES
◉ NO

1 JOB $75 **$75**



Priority 2 *Severity* 3

Door Swing

519

- *As-Built Description:*

Front approach: At pull side, door does not have clear and level maneuvering space measuring door width plus 18" x 60". (24" x 60" at exterior doors).

- *As-Built:* **48" from face of door to desk**
- *Proposed Solution:*

Remove or relocate furniture or storage items.

PCODE **ID23A**
ADAAG 91 **Fig. 25(a)**
ADA 2010 **404.2.4**
CBC 2007 **11B-26A(a)**
CBC 2016 **11B-404.2.4**

Mitigated:

○ YES
◉ NO

1 JOB $150 **$150**



Priority 2 *Severity* 3

Item no., Rm no. and Name	Existing Architectural Barrier and Proposed Solution	Codes / Mitigation Info	Qty	Unit	Cost	Total

6 Hallway Restroom

☐ Staff Only

Accessories

525

- *As-Built Description:*

Dispensers in sanitary facilities, such as for towels, soap, sanitary napkins, seat covers, etc., and waste receptacles more than 48" (CA only: 40") from floor to highest operating slot or control.

- *As-Built:* **SD: 48" high**
- *Proposed Solution:*

Relocate existing restroom accessories.

PCODE **WG01A**
ADAAG 91 **4.23.7**
ADA 2010 **308.2.1**
CBC 2007 **1115B.8.3**
CBC 2016 **11B-603.5**

Mitigated:

○ YES
◉ NO

1 JOB $300 **$300**



Priority 3 *Severity* 2

Accessories

531

- *As-Built Description:*

Toilet paper dispenser less than 15" (CA: 19") or more than 48" above floor or not within 7" to 9" from front of water closet (Note: CA pre-2010 is allowed within 12" from front of water closet).

- *As-Built:* **16" o.c.**
- *Proposed Solution:*

Relocate or provide new toilet paper dispenser.

PCODE **WG02**
ADAAG 91 **4.16.6**
ADA 2010 **604.7**
CBC 2007 **1115B.8.4**
CBC 2016 **11B-604.7**

Mitigated:

○ YES
◉ NO

1 JOB $225 **$225**



Priority 3 *Severity* 2

Door Swing

522

- *As-Built Description:*

Front approach: At pull side, door does not have clear and level maneuvering space measuring door width plus 18" x 60". (24" x 60" at exterior doors).

- *As-Built:* **Door width plus 9" to bin**
- *Proposed Solution:*

Remove or relocate furniture or storage items.

PCODE **ID23A**
ADAAG 91 **Fig. 25(a)**
ADA 2010 **404.2.4**
CBC 2007 **11B-26A(a)**
CBC 2016 **11B-404.2.4**

Mitigated:

○ YES
◉ NO

1 JOB $150 **$150**



Priority 3 *Severity* 3

Item no., Rm no. and Name	Existing Architectural Barrier and Proposed Solution	Codes / Mitigation Info	Qty	Unit	Cost	Total

Grab Bars

529

- *As-Built Description:*

The rear wall grab is less than 36" min. or does not extend from the centerline of the water closet 12" min. on one side and 24" min. on the other side.

- *As-Built:* **Extends 7" from centerline to wall**
- *Proposed Solution:*

Provide or relocate accessible rear grab bar.

PCODE **WB07B**
ADAAG 91 **4.17.6**
ADA 2010 **604.5.2**
CBC 2007 **1115B.4.1.3.2**
CBC 2016 **11B-604.5.2**

Mitigated:

○ YES
◉ NO

1 JOB $1,020 **$1,020**



Priority 3 *Severity* 3

Lavatory

524

- *As-Built Description:*

Lavatory: Fixture rim or counter height more than 34" above floor.

- *As-Built:* **36" high**
- *Proposed Solution:*

Remount compliant fixture at accessible height.

PCODE **WD02A**
ADAAG 91 **4.19.2**
ADA 2010 **606.3**
CBC 2007 **1115B.4.3**
CBC 2016 **11B-606.3**

Mitigated:

○ YES
◉ NO

1 JOB $2,700 **$2,700**



Priority 3 *Severity* 4

Lavatory

523

- *As-Built Description:*

Clear floor space, 30" x 48" in front of fixture, extending 19" max. under the lavatory, not provided (CA only: Less than 18" from side wall to centerline of lavatory).

- *As-Built:* **13" o.c.**
- *Proposed Solution:*

Provide new accessible lavatory. Remodel restroom as needed.

PCODE **WD01**
ADAAG 91 **4.19.3**
ADA 2010 **606.2**
CBC 2007 **1115B.4.3**
CBC 2016 **11B-606.2, 11B -606.6**

Mitigated:

○ YES
◉ NO

1 JOB $10,200 **$10,200**



Priority 3 *Severity* 2

Item no., Rm no. and Name	Existing Architectural Barrier and Proposed Solution	Codes / Mitigation Info	Qty	Unit	Cost	Total
	Lavatory					
527	• *As-Built Description:* Hot or sharp-surfaced water/drain pipe not insulated or covered. • *Proposed Solution:* Insulate or cover water/drain pipe.	*PCODE* **WD05** *ADAAG 91* **4.19.4** *ADA 2010* **606.5** *CBC 2007* **1115B.4.3.4** *CBC 2016* **11B-606.5** **Mitigated:** ○ YES ● NO	1	JOB	$360	**$360**
						
		Priority 3 *Severity* 3				
	Signage					
521	• *As-Built Description:* Entrance to toilet or bathing facility not identified with ADAAG compliant signage. • *Proposed Solution:* Provide ADA compliant sign mounted at 48" min. above to baseline of the lowest Braille cells and 60" max. to baseline of the highest line of raised characters on nearest adjacent wall, on latch side of a single door (located not to cause a Braille reader to stand within the door swing).	*PCODE* **SA11A** *ADAAG 91* **4.1.3(16)(a)** *ADA 2010* **216.8** *CBC 2016* **11B-216.8** **Mitigated:** ○ YES ● NO	1	JOB	$270	**$270**
						
		Priority 3 *Severity* 3				
	Signage					
520	• *As-Built Description:* Required in CA only: identification symbol centered 58" to 60" high on sanitary facility door that contrasts with the door not provided (women: 12" ø circle, men: 12" triangle, unisex: combined symbol). • *As-Built:* **64" high o.c.** • *Proposed Solution:* Provide properly mounted sanitary facility symbol when altering area. If wheelchair accessible, include International Symbol of Accessibility on sign.	*PCODE* **SA15** *CBC 2007* **1115B.6** *CBC 2016* **11B-703.7.2.6** **Mitigated:** ○ YES ● NO	1	JOB	$270	**$270**
						
		Priority 3 *Severity* 3				

Item no., Rm no. and Name	Existing Architectural Barrier and Proposed Solution	Codes / Mitigation Info	Qty	Unit	Cost	Total
	Toilet Stall					
528	• *As-Built Description:* Toilet stall less than 60" wide. • *As-Built:* **45" wide** • *Proposed Solution:* Provide new accessible stall.	*PCODE* **WB06** *ADAAG 91* **4.17.3** *ADA 2010* **604.8.1.1** *CBC 2007* **1115B.3.1.4.1** *CBC 2016* **11B-604.8.1.1** **Mitigated:** ○ YES ● NO	1	JOB	$4,500	**$4,500**
						
		Priority 3 *Severity* 2				
	Water Closet					
530	• *As-Built Description:* Water closet not 16"-18" (CA: 17"-18") from near side wall to center line of water closet (2010 ADAAG: 16"-18"). • *As-Built:* **15" o.c.** • *Proposed Solution:* Relocate existing water closet and plumbing, remount with offset closet flange to provide 18" max. from side wall.	*PCODE* **WB02C** *ADAAG 91* **Fig. 28** *ADA 2010* **604.2** *CBC 2007* **1115B.4.1.1** *CBC 2016* **11B-604.2** **Mitigated:** ○ YES ● NO	1	JOB	$1,500	**$1,500**
						
		Priority 3 *Severity* 4				
	Water Closet					
526	• *As-Built Description:* Flush Control: Operating handle not mounted toward wide side of stall. • *Proposed Solution:* Replace flush control with properly mounted accessible type, or install sensor flush.	*PCODE* **WB10** *ADAAG 91* **4.16.5** *ADA 2010* **604.6** *CBC 2007* **1115B.4.1.5** *CBC 2016* **11B-604.6** **Mitigated:** ○ YES ● NO	1	JOB	$1,500	**$1,500**
						
		Priority 3 *Severity* 3				

Item no., Rm no. and Name	Existing Architectural Barrier and Proposed Solution	Codes / Mitigation Info	Qty	Unit	Cost	Total

7 Briefing Room ☐ Staff Only

Assistive Listening

534

- *As-Built Description:*

No portable assistive listening system provided for small meeting room.

- *Proposed Solution:*

Share existing portable assistive listening system from other facility.

PCODE **GI01E**
ADAAG 91 **4.1.3(19)(b) &**
ADA 2010 **4.33.7**
219.1 & 706.1
CBC 2007 **1104B.2**
CBC 2016 **11B-219.1 & 11B -706.1**

Mitigated:
○ YES
◉ NO

REF



Priority 2 ***Severity*** 3

Assistive Listening

535

- *As-Built Description:*

No signs at the building or assembly area entrance to notify patrons that an assistive listening system is available.

- *Proposed Solution:*

Provide assistive listening signage.

PCODE **GI02**
ADAAG 91 **4.1.3(19)(b)**
ADA 2010 **703.7.2.4**
CBC 2007 **1104B.2.4**
CBC 2016 **11B-703.7.2.4**

Mitigated:
○ YES
◉ NO

1 JOB $300 **$300**



Priority 2 ***Severity*** 3

Door Closer

533

- *As-Built Description:*

Excessive force required to open door and/or door closing time of less than 5 seconds.

- *As-Built:* **9 lbs., 2 seconds**
- *Proposed Solution:*

Provide new door closer adjusted to accessible standards.

PCODE **ID03A**
ADAAG 91 **4.13.10 &11**
ADA 2010 **404.2.8 & 404.2.9**
CBC 2007 **1133B.2.5.1**
CBC 2016 **11B-404.2.9**

Mitigated:
○ YES
◉ NO

1 JOB $1,125 **$1,125**



Priority 2 ***Severity*** 4

Item no., Rm no. and Name	Existing Architectural Barrier and Proposed Solution	Codes / Mitigation Info	Qty	Unit	Cost	Total
532	**Door Stopper** • *As-Built Description:* At push side of door on accessible route, bottom 10" does not have a smooth, uninterrupted surface. • *Proposed Solution:* Remove door stopper when altering area. Provide rubber wedge.	*PCODE* **ID06A** *ADA 2010* **404.2.10** *CBC 2007* **1133B.2.6** *CBC 2016* **11B-404.2.10** **Mitigated:** ○ YES ◉ NO	2	JOB	$75	**$150**
536	**Electrical** • *As-Built Description:* Electric switch or control mounted less than 15" measured to the bottom of the outlet box or greater than 48 inches measured to the top of the outlet box. • *As-Built:* **12" high to bottom of box** • *Proposed Solution:* Relocate light switches or control to between 15" and 48" height.	*PCODE* **IC01** *ADAAG 91* **4.2.5 & 6** *ADA 2010* **308.2.1 & 308.2.2** *CBC 2007* **1117B.6.3** *CBC 2016* **11B-308.2.1 & 11B-308.2.2** **Mitigated:** ○ YES ◉ NO	1	JOB	$900	**$900**
537	**Non-Fixed Desk** • *As-Built Description:* Accessible non-fixed table or desk (top 28" to 34" high; knee space at least 27" high x 19" deep x 30" wide) not provided. • *Proposed Solution:* Provide table or desk with accessible dimensions when purchasing new furniture. • ***Notes:*** **12 seats, no accessible seat provided**	*PCODE* **IN02A** *ADAAG 91* **4.32.3 & .4** *ADA 2010* **306.1** *CBC 2007* **1122B.3 & 4** *CBC 2016* **11B-306.1 & 11B -902.3** **Mitigated:** ○ YES ◉ NO	1	JOB	$4,800	**$4,800**



Priority 2 *Severity* 3



Priority 2 *Severity* 3



Priority 2 *Severity* 2

Item no., Rm no. and Name	Existing Architectural Barrier and Proposed Solution	Codes / Mitigation Info	Qty	Unit	Cost	Total

8 Evidence Area

☐ Staff Only

Door

540

- *As-Built Description:*

Vision Light at door that permits viewing, does not have bottom of at least one glazed panel located 43 inches maximum above the finish floor. (Exception: More than 66" above finished floor.)

- *As-Built:* **49" high**
- *Proposed Solution:*

Provide new door with vision panel at 43" max.

PCODE **ID06C**
ADA 2010 **404.2.11**
CBC 2016 **11B-404.2.11**

Mitigated:
○ YES
◉ NO

1 JOB $7,500 **$7,500**



Priority 4 *Severity* 3

Door Stopper

538

- *As-Built Description:*

At push side of door on accessible route, bottom 10" does not have a smooth, uninterrupted surface.

- *Proposed Solution:*

Remove door stopper when altering area. Provide rubber wedge.

PCODE **ID06A**
ADA 2010 **404.2.10**
CBC 2007 **1133B.2.6**
CBC 2016 **11B-404.2.10**

Mitigated:
○ YES
◉ NO

1 JOB $75 **$75**



Priority 4 *Severity* 3

Public Counter

539

- *As-Built Description:*

Service counter (stand-up): Accessible section min. 36" length and 36" max. height (in CA: 28" to 34" high) not provided.

- *As-Built:* **41" high**
- *Proposed Solution:*

Retrofit existing counter to provide accessible section.
Interim solution: Provide auxiliary counter, table, or clipboard.

PCODE **IN03**
ADAAG 91 **7.2(2)**
ADA 2010 **904.4**
CBC 2007 **1122B.4**
CBC 2016 **11B-904.4**

Mitigated:
○ YES
◉ NO

1 JOB $6,000 **$6,000**



Priority 4 *Severity* 3

Item no., Rm no. and Name	Existing Architectural Barrier and Proposed Solution	Codes / Mitigation Info	Qty	Unit	Cost	Total
541	**Reach Range** • *As-Built Description:* Reach height to control or access point, exceeds 48" or is less than 15". • *As-Built:* **Items above 48" high** • *Proposed Solution:* Modify equipment or mounting.	*PCODE* **IE01** *ADAAG 91* **4.2.5** *ADA 2010* **308.2.1** *CBC 2007* **1118B.5** *CBC 2016* **11B-308.2.1** **Mitigated:** ○ YES ● NO	1	JOB	$300	**$300**



Priority 4 *Severity* 4

Item no., Rm no. and Name	Existing Architectural Barrier and Proposed Solution	Codes / Mitigation Info	Qty	Unit	Cost	Total

9 Kitchen

☐ Staff Only

Corridor

547

- *As-Built Description:*

Corridor less than 44" wide.

- *As-Built:* **38" wide**
- *Proposed Solution:*

Enlarge corridor to 44" wide; relocate stud wall.

PCODE **IH03**
ADAAG 91 **4.3.3**
ADA 2010 **403.5.1**
CBC 2007 **1133B.3.1**
CBC 2016 **11B-403.5.1**

Mitigated:

○ YES
◉ NO

7 LF $420 **$2,940**



Priority 4 *Severity* 4

Non-Fixed Desk

545

- *As-Built Description:*

Accessible non-fixed table or desk (top 28" to 34" high; knee space at least 27" high x 19" deep x 30" wide) not provided.

- *Proposed Solution:*

Provide table or desk with accessible dimensions when purchasing new furniture.

PCODE **IN02A**
ADAAG 91 **4.32.3 & .4**
ADA 2010 **306.1**
CBC 2007 **1122B.3 & 4**
CBC 2016 **11B-306.1 & 11B -902.3**

Mitigated:

○ YES
◉ NO

1 JOB $4,800 **$4,800**



Priority 4 *Severity* 2

Public Counter

542

- *As-Built Description:*

Service counter (stand-up): Accessible section min. 36" length and 36" max. height (in CA: 28" to 34" high) not provided.

- *As-Built:* **36" high**
- *Proposed Solution:*

Retrofit existing counter to provide accessible section.
Interim solution: Provide auxiliary counter, table, or clipboard.

PCODE **IN03**
ADAAG 91 **7.2(2)**
ADA 2010 **904.4**
CBC 2007 **1122B.4**
CBC 2016 **11B-904.4**

Mitigated:

○ YES
◉ NO

1 JOB $6,000 **$6,000**



Priority 4 *Severity* 4

Item no., Rm no. and Name	Existing Architectural Barrier and Proposed Solution	Codes / Mitigation Info	Qty	Unit	Cost	Total

Reach Range

544

- *As-Built Description:*

Reach height to control or access point, exceeds 48" or is less than 15".

- *As-Built:* **55" high**
- *Proposed Solution:*

Modify equipment or mounting.

PCODE **IE01**
ADAAG 91 **4.2.5**
ADA 2010 **308.2.1**
CBC 2007 **1118B.5**
CBC 2016 **11B-308.2.1**

Mitigated:

○ YES
● NO

1 JOB $300 **$300**



Priority 4 *Severity* 3

Reach Range

546

- *As-Built Description:*

Reach height to control or access point, exceeds 48" or is less than 15".

- *Proposed Solution:*

Modify equipment or mounting.

- ***Notes:***

Unique items located on upper cabinets

PCODE **IE01**
ADAAG 91 **4.2.5**
ADA 2010 **308.2.1**
CBC 2007 **1118B.5**
CBC 2016 **11B-308.2.1**

Mitigated:

○ YES
● NO

1 JOB $300 **$300**



Priority 4 *Severity* 3

Sink

543

- *As-Built Description:*

Sink does not have knee space min. 27" high x 19" deep x 30" wide.

- *As-Built:* **No knee clearance**
- *Proposed Solution:*

Remodel sink cabinet.

PCODE **IN06A**
ADAAG 91 **4.24.3**
ADA 2010 **606.2**
CBC 2007 **1115B.4.7.1**
CBC 2016 **11B-606.2**

Mitigated:

○ YES
● NO

1 JOB $5,250 **$5,250**



Priority 4 *Severity* 2

Item no., Rm no. and Name	Existing Architectural Barrier and Proposed Solution	Codes / Mitigation Info	Qty	Unit	Cost	Total

10 Women's Restroom ☐ Staff Only

Accessories

553

- *As-Built Description:*

Dispensers in sanitary facilities, such as for towels, soap, sanitary napkins, seat covers, etc., and waste receptacles more than 48" (CA only: 40") from floor to highest operating slot or control.

- *As-Built:* **SD: 46" high**
- *Proposed Solution:*

Relocate existing restroom accessories.

PCODE **WG01A**
ADAAG 91 **4.23.7**
ADA 2010 **308.2.1**
CBC 2007 **1115B.8.3**
CBC 2016 **11B-603.5**

Mitigated:
○ YES
◉ NO

1 JOB $300 **$300**



Priority 3 *Severity* 3

Bench

560

- *As-Built Description:*

Bench, measuring 20" min., & 24" max. x 42" long (CA Only: 48") and fixed to the wall with the longer dimension, not provided

- *Proposed Solution:*

Demolish existing and provide new 48" wide bench. Remodel walls as needed.

PCODE **RE04**
ADAAG 91 **4.35.4**
ADA 2010 **803.4**
CBC 2007 **1117B.8**
CBC 2016 **11B-803.4**

Mitigated:
○ YES
◉ NO

1 JOB $3,000 **$3,000**



Priority 3 *Severity* 3

Door Closer

551

- *As-Built Description:*

Excessive force required to open door and/or door closing time of less than 5 seconds.

- *As-Built:* **9 lbs,. 3 seconds**
- *Proposed Solution:*

Provide new door closer adjusted to accessible standards.

PCODE **ID03A**
ADAAG 91 **4.13.10 &11**
ADA 2010 **404.2.8 & 404.2.9**
CBC 2007 **1133B.2.5.1**
CBC 2016 **11B-404.2.9**

Mitigated:
○ YES
◉ NO

1 JOB $1,125 **$1,125**



Priority 3 *Severity* 4

Item no., Rm no. and Name	Existing Architectural Barrier and Proposed Solution	Codes / Mitigation Info	Qty	Unit	Cost	Total
	Door Swing					
554	• *As-Built Description:* Front approach: At pull side, door does not have clear and level maneuvering space measuring door width plus 18" x 60". (24" x 60" at exterior doors). • *Proposed Solution:* Remove or relocate furniture or storage items. • ***Notes:*** **Bench obstructs landing space on pull side of the stall door.**	*PCODE* **ID23A** *ADAAG 91* **Fig. 25(a)** *ADA 2010* **404.2.4** *CBC 2007* **11B-26A(a)** *CBC 2016* **11B-404.2.4** **Mitigated:** ○ YES ◉ NO	1	JOB	$150	**$150**
	Drinking Fountain					
583	• *As-Built Description:* Where only one drinking fountain is provided per floor: Fountain is not accessible to individuals who use wheelchairs, or to those who have difficulty bending or stooping. • *Proposed Solution:* Provide additional fountain or hi-lo combination fountain.	*PCODE* **IA01A** *ADAAG 91* **4.1.3(10)(a)** *ADA 2010* **211.1** *CBC 2007* **1115B.4.6.1** *CBC 2016* **11B-211.1** **Mitigated:** ○ YES ◉ NO	1	JOB	$6,000	**$6,000**
	Drinking Fountain					
584	• *As-Built Description:* Drinking fountain lacks protection for visually impaired persons. • *Proposed Solution:* Provide cane-detectable rails.	*PCODE* **IA05C** *ADAAG 91* **4.4.1** *ADA 2010* **307.2** *CBC 2007* **1115B.4.6.3** *CBC 2016* **11B-307.2** **Mitigated:** ○ YES ◉ NO	1	JOB	$1,500	**$1,500**



Priority 3 *Severity* 2



Priority 3 *Severity* 2



Priority 3 *Severity* 3

Item no., Rm no. and Name	Existing Architectural Barrier and Proposed Solution	Codes / Mitigation Info	Qty	Unit	Cost	Total

Grab Bars

558

- *As-Built Description:*

The rear wall grab is less than 36" min. or does not extend from the centerline of the water closet 12" min. on one side and 24" min. on the other side.

- *As-Built:* **Extends 10" from centerline to wall**
- *Proposed Solution:*

Provide or relocate accessible rear grab bar.

PCODE **WB07B**
ADAAG 91 **4.17.6**
ADA 2010 **604.5.2**
CBC 2007 **1115B.4.1.3.2**
CBC 2016 **11B-604.5.2**

Mitigated:

○ YES
◉ NO

1 JOB $1,020 **$1,020**



Priority 3 *Severity* 4

Lavatory

552

- *As-Built Description:*

Hot or sharp-surfaced water/drain pipe not insulated or covered.

- *Proposed Solution:*

Insulate or cover water/drain pipe.

PCODE **WD05**
ADAAG 91 **4.19.4**
ADA 2010 **606.5**
CBC 2007 **1115B.4.3.4**
CBC 2016 **11B-606.5**

Mitigated:

○ YES
◉ NO

1 JOB $360 **$360**



Priority 3 *Severity* 3

Shower

559

- *As-Built Description:*

Shower not accessible; multiple compliance violations.

- *Proposed Solution:*

Provide accessible shower.

- ***Notes:***

Shower dimensions are correct. Controls are located on the wrong wall and the floor provides a slope greater than 2%.

PCODE **WF01**
ADAAG 91 **4.21**
ADA 2010 **608.1**
CBC 2016 **11B-608.1**

Mitigated:

○ YES
◉ NO

1 JOB $12,000 **$12,000**



Priority 3 *Severity* 3

Item no., Rm no. and Name	Existing Architectural Barrier and Proposed Solution	Codes / Mitigation Info	Qty	Unit	Cost	Total

Signage

550

- *As-Built Description:*

Entrance to toilet or bathing facility not identified with ADAAG compliant signage.

- *Proposed Solution:*

Provide ADA compliant sign mounted at 48" min. above to baseline of the lowest Braille cells and 60" max. to baseline of the highest line of raised characters on nearest adjacent wall, on latch side of a single door (located not to cause a Braille reader to stand within the door swing).

PCODE **SA11A**
ADAAG 91 **4.1.3(16)(a)**
ADA 2010 **216.8**
CBC 2016 **11B-216.8**

Mitigated:
○ YES
◉ NO

1 JOB $270 **$270**



Priority 3 *Severity* 3

Signage

548

- *As-Built Description:*

Required in CA only: identification symbol centered 58" to 60" high on sanitary facility door that contrasts with the door not provided (women: 12" ø circle, men: 12" triangle, unisex: combined symbol).

- *As-Built:* **64" high o.c.**
- *Proposed Solution:*

Provide properly mounted sanitary facility symbol when altering area. If wheelchair accessible, include International Symbol of Accessibility on sign.

PCODE **SA15**
CBC 2007 **1115B.6**
CBC 2016 **11B-703.7.2.6**

Mitigated:
○ YES
◉ NO

1 JOB $270 **$270**



Priority 3 *Severity* 3

Stall Door

555

- *As-Built Description:*

Stall door does not have accessible operating hardware (U-pulls on both sides, flip-over or sliding lock).

- *As-Built:* **Twist lock**
- *Proposed Solution:*

Provide new accessible locking hardware that does not require grasping, pinching, or twisting and U-pulls on both sides.

PCODE **WB05C**
ADAAG 91 **4.17.5**
ADA 2010 **604.8.1.2**
CBC 2007 **1115B.3.1.4.5**
CBC 2016 **11B-604.8.1.2**

Mitigated:
○ YES
◉ NO

1 JOB $300 **$300**



Priority 3 *Severity* 3

Item no., Rm no. and Name	Existing Architectural Barrier and Proposed Solution	Codes / Mitigation Info	Qty	Unit	Cost	Total
556	**Toilet Stall** • *As-Built Description:* Toilet stall less than 66" wide when there are no toe clearance. • *As-Built:* **59" wide** • *Proposed Solution:* Provide new accessible stall.	*PCODE* **WB06** *ADAAG 91* **4.17.3** *ADA 2010* **604.8.1.1** *CBC 2007* **1115B.3.1.4.1** *CBC 2016* **11B-604.8.1.1** **Mitigated:** ○ YES ◉ NO	1	JOB	$4,500	**$4,500**



Priority 3 *Severity* 4

Item no., Rm no. and Name	Existing Architectural Barrier and Proposed Solution	Codes / Mitigation Info	Qty	Unit	Cost	Total
653	**Toilet Stall** • *As-Built Description:* Toilet stall less than 60" wide. • *As-Built:* **57" wide** • *Proposed Solution:* Provide new accessible stall.	*PCODE* **WB06** *ADAAG 91* **4.17.3** *ADA 2010* **604.8.1.1** *CBC 2007* **1115B.3.1.4.1** *CBC 2016* **11B-604.8.1.1** **Mitigated:** ○ YES ◉ NO	1	JOB	$4,500	**$4,500**



Priority 3 *Severity* 4

Item no., Rm no. and Name	Existing Architectural Barrier and Proposed Solution	Codes / Mitigation Info	Qty	Unit	Cost	Total
557	**Water Closet** • *As-Built Description:* Water closet not 16"-18" (CA: 17"-18") from near side wall to center line of water closet (2010 ADAAG: 16"-18"). • *As-Built:* **16" o.c.** • *Proposed Solution:* Relocate existing water closet and plumbing, remount with offset closet flange to provide 18" max. from side wall.	*PCODE* **WB02C** *ADAAG 91* **Fig. 28** *ADA 2010* **604.2** *CBC 2007* **1115B.4.1.1** *CBC 2016* **11B-604.2** **Mitigated:** ○ YES ◉ NO	1	JOB	$1,500	**$1,500**



Priority 3 *Severity* 4

Item no., Rm no. and Name	Existing Architectural Barrier and Proposed Solution	Codes / Mitigation Info	Qty	Unit	Cost	Total

11 Sergeant Office

☐ Staff Only

Door Swing

561

- *As-Built Description:*

Front approach: At pull side, door does not have clear and level maneuvering space measuring door width plus 18" x 60". (24" x 60" at exterior doors).

- *As-Built:* **47" from face of door to desk**
- *Proposed Solution:*

Remove or relocate furniture or storage items.

PCODE **ID23A**
ADAAG 91 **Fig. 25(a)**
ADA 2010 **404.2.4**
CBC 2007 **11B-26A(a)**
CBC 2016 **11B-404.2.4**

Mitigated:

○ YES
◉ NO

1 JOB $150 **$150**



Priority 2 *Severity* 3

Item no., Rm no. and Name	Existing Architectural Barrier and Proposed Solution	Codes / Mitigation Info	Qty	Unit	Cost	Total

12 Detectives Office

☐ Staff Only

Door Clearance

563

- *As-Built Description:*

Door on accessible route has less than 32" clear and 80" (78" min. to closer if provided) opening width when 90° open.

- *As-Built:* **29" wide**
- *Proposed Solution:*

Provide new, larger door and frame with new accessible hardware.

PCODE **ID01**
ADAAG 91 **4.13.5**
ADA 2010 **404.2.3**
CBC 2007 **1133B.1.1.1.1**
CBC 2016 **11B-404.2.3**

Mitigated:

○ YES
◉ NO

1 JOB $7,800 **$7,800**



Priority 2 *Severity* 3

Door Stopper

562

- *As-Built Description:*

At push side of door on accessible route, bottom 10" does not have a smooth, uninterrupted surface.

- *Proposed Solution:*

Remove door stopper when altering area. Provide rubber wedge.

PCODE **ID06A**
ADA 2010 **404.2.10**
CBC 2007 **1133B.2.6**
CBC 2016 **11B-404.2.10**

Mitigated:

○ YES
◉ NO

1 JOB $75 **$75**



Priority 2 *Severity* 3

Protrusion Limits

564

- *As-Built Description:*

Protruding objects more than 4" from wall, when bottom of object more than 27" or less than 80" above finished floor.

- *As-Built:* **Television protrudes 6" at 60" high**
- *Proposed Solution:*

Provide cane-detectable railing to mark area of low clearance.

PCODE **EG04A**
ADAAG 91 **4.4.1**
ADA 2010 **307.2**
CBC 2007 **1133B.8.6.1**
CBC 2016 **11B-307.2**

Mitigated:

○ YES
◉ NO

4 LF $300 **$1,200**



Priority 2 *Severity* 3

Item no., Rm no. and Name	Existing Architectural Barrier and Proposed Solution	Codes / Mitigation Info	Qty	Unit	Cost	Total

13 Detectives Office

☐ Staff Only

Door Stopper

566

- *As-Built Description:*

At push side of door on accessible route, bottom 10" does not have a smooth, uninterrupted surface.

- *Proposed Solution:*

Remove door stopper when altering area. Provide rubber wedge.

PCODE **ID06A**
ADA 2010 **404.2.10**
CBC 2007 **1133B.2.6**
CBC 2016 **11B-404.2.10**

Mitigated:
○ YES
◉ NO

1 JOB $75 **$75**



Priority 2 *Severity* 3

Door Swing

565

- *As-Built Description:*

Front approach: At pull side, door does not have clear and level maneuvering space measuring door width plus 18" x 60". (24" x 60" at exterior doors).

- *As-Built:* **42" from face of door to desk**
- *Proposed Solution:*

Remove or relocate furniture or storage items.

PCODE **ID23A**
ADAAG 91 **Fig. 25(a)**
ADA 2010 **404.2.4**
CBC 2007 **11B-26A(a)**
CBC 2016 **11B-404.2.4**

Mitigated:
○ YES
◉ NO

1 JOB $150 **$150**



Priority 2 *Severity* 3

Turn Space

567

- *As-Built Description:*

Less than 60" diameter or T-shaped space provided for wheelchair turns.

- *Proposed Solution:*

Retrofit space to provide 60" diameter or T-turn.

PCODE **IN04**
ADAAG 91 **4.2.3**
ADA 2010 **304.1**
CBC 2007 **1118B.3**
CBC 2016 **11B-304.1**

Mitigated:
○ YES
◉ NO

1 JOB $2,775 **$2,775**



Priority 2 *Severity* 3

Item no., Rm no. and Name	Existing Architectural Barrier and Proposed Solution	Codes / Mitigation Info	Qty	Unit	Cost	Total

14 Men's Locker Room ☐ Staff Only

Bench

570

- *As-Built Description:*

Bench, measuring 20" min., & 24" max. x 42" long (CA Only: 48") and fixed to the wall with the longer dimension, not provided

- *Proposed Solution:*

Demolish existing and provide new 48" wide bench. Remodel walls as needed.

PCODE **RE04**
ADAAG 91 **4.35.4**
ADA 2010 **803.4**
CBC 2007 **1117B.8**
CBC 2016 **11B-803.4**

Mitigated:
○ YES
◉ NO

1 JOB $3,000 **$3,000**



Priority 3 *Severity* 3

Door Stopper

569

- *As-Built Description:*

At push side of door on accessible route, bottom 10" does not have a smooth, uninterrupted surface.

- *Proposed Solution:*

Remove door stopper when altering area. Provide rubber wedge.

PCODE **ID06A**
ADA 2010 **404.2.10**
CBC 2007 **1133B.2.6**
CBC 2016 **11B-404.2.10**

Mitigated:
○ YES
◉ NO

1 JOB $75 **$75**



Priority 3 *Severity* 3

Door Swing

568

- *As-Built Description:*

Front approach: At pull side, door does not have clear and level maneuvering space measuring door width plus 18" x 60". (24" x 60" at exterior doors).

- *As-Built:* **49" from face of door to wall**
- *Proposed Solution:*

Provide power door operator.

PCODE **ID23C**
ADAAG 91 **Fig. 25(a)**
ADA 2010 **404.2.4**
CBC 2007 **11B-26A(a)**
CBC 2016 **11B-404.2.4**

Mitigated:
○ YES
◉ NO

1 JOB $15,000 **$15,000**



Priority 3 *Severity* 3

Item no., Rm no. and Name	Existing Architectural Barrier and Proposed Solution	Codes / Mitigation Info	Qty	Unit	Cost	Total
571	**Door Swing** • *As-Built Description:* Front approach: At pull side, door does not have clear and level maneuvering space measuring door width plus 18" x 60". (24" x 60" at exterior doors). • *As-Built:* **36" from face of door to wall** • *Proposed Solution:* Provide power door operator.	*PCODE* **ID23C** *ADAAG 91* **Fig. 25(a)** *ADA 2010* **404.2.4** *CBC 2007* **11B-26A(a)** *CBC 2016* **11B-404.2.4** **Mitigated:** ○ YES ◉ NO	1	JOB	$15,000	**$15,000**



Priority 3 *Severity* 2

Item no., Rm no. and Name	Existing Architectural Barrier and Proposed Solution	Codes / Mitigation Info	Qty	Unit	Cost	Total

15 Men's Restroom ☐ Staff Only

Accessories

575

- *As-Built Description:*

Dispensers in sanitary facilities, such as for towels, soap, sanitary napkins, seat covers, etc., and waste receptacles more than 48" (CA only: 40") from floor to highest operating slot or control.

- *As-Built:* **PTD: 50" high**
- *Proposed Solution:*

Relocate existing restroom accessories.

PCODE **WG01A**
ADAAG 91 **4.23.7**
ADA 2010 **308.2.1**
CBC 2007 **1115B.8.3**
CBC 2016 **11B-603.5**

Mitigated:
○ YES
◉ NO

1 JOB $300 **$300**



Priority 3 *Severity* 2

Accessories

581

- *As-Built Description:*

Dispensers in sanitary facilities, such as for towels, soap, sanitary napkins, seat covers, etc., and waste receptacles more than 48" (CA only: 40") from floor to highest operating slot or control.

- *As-Built:* **SCD: 48" high**
- *Proposed Solution:*

Relocate existing restroom accessories.

PCODE **WG01A**
ADAAG 91 **4.23.7**
ADA 2010 **308.2.1**
CBC 2007 **1115B.8.3**
CBC 2016 **11B-603.5**

Mitigated:
○ YES
◉ NO

1 JOB $300 **$300**



Priority 3 *Severity* 2

Accessories

582

- *As-Built Description:*

Toilet paper dispenser less than 15" (CA: 19") or more than 48" above floor or not within 7" to 9" from front of water closet (Note: CA pre-2010 is allowed within 12" from front of water closet).

- *As-Built:* **12" o.c.**
- *Proposed Solution:*

Relocate or provide new toilet paper dispenser.

PCODE **WG02**
ADAAG 91 **4.16.6**
ADA 2010 **604.7**
CBC 2007 **1115B.8.4**
CBC 2016 **11B-604.7**

Mitigated:
○ YES
◉ NO

1 JOB $225 **$225**



Priority 3 *Severity* 3

Item no., Rm no. and Name	Existing Architectural Barrier and Proposed Solution	Codes / Mitigation Info	Qty	Unit	Cost	Total
	Accessories					
574	• *As-Built Description:* Bottom of mirror located above lavatories or countertops more than 40" above floor. • *As-Built:* **45" high** • *Proposed Solution:* Relocate or provide new accessible mirror.	*PCODE* **WG03** *ADAAG 91* **4.19.6** *ADA 2010* **603.3** *CBC 2007* **1115B.8.1** *CBC 2016* **11B-603.3** **Mitigated:** ○ YES ● NO	1	JOB	$450	**$450**
						
		Priority 3 *Severity* 3				
	Grab Bars					
580	• *As-Built Description:* Accessories/dispensers in accessible stall located closer than 1-1/2" below or 12" above grab bar impedes its use. • *As-Built:* **0.5" below** • *Proposed Solution:* Relocate accessories/dispensers to be no closer than 1-1/2" below and 12" above grab bars (except if accessories are recessed, flush with wall, and have no sharp edges).	*PCODE* **WB07I** *ADAAG 91* **4.26.2** *ADA 2010* **609.3** *CBC 2007* **1133B.4.2.5** *CBC 2016* **11B-609.3** **Mitigated:** ○ YES ● NO	1	JOB	$225	**$225**
						
		Priority 3 *Severity* 4				
	Signage					
572	• *As-Built Description:* Entrance to toilet or bathing facility not identified with ADAAG compliant signage. • *Proposed Solution:* Provide ADA compliant sign mounted at 48" min. above to baseline of the lowest Braille cells and 60" max. to baseline of the highest line of raised characters on nearest adjacent wall, on latch side of a single door (located not to cause a Braille reader to stand within the door swing).	*PCODE* **SA11A** *ADAAG 91* **4.1.3(16)(a)** *ADA 2010* **216.8** *CBC 2016* **11B-216.8** **Mitigated:** ○ YES ● NO	1	JOB	$270	**$270**
						
		Priority 3 *Severity* 3				

Item no., Rm no. and Name	Existing Architectural Barrier and Proposed Solution	Codes / Mitigation Info	Qty	Unit	Cost	Total
	Signage					
573	• *As-Built Description:* Required in CA only: identification symbol centered 58" to 60" high on sanitary facility door that contrasts with the door not provided (women: 12" ø circle, men: 12" triangle, unisex: combined symbol). • *As-Built:* **64" high o.c.** • *Proposed Solution:* Provide properly mounted sanitary facility symbol when altering area. If wheelchair accessible, include International Symbol of Accessibility on sign.	*PCODE* **SA15** *CBC 2007* **1115B.6** *CBC 2016* **11B-703.7.2.6** **Mitigated:** ○ YES ◉ NO	1	JOB	$270	**$270**
						
		Priority 3 *Severity* 3				
	Stall Door					
578	• *As-Built Description:* Stall door to accessible compartment not self closing. • *Proposed Solution:* Adjust closer.	*PCODE* **WB05B** *ADAAG 91* **4.22.4** *ADA 2010* **604.8.1.2** *CBC 2007* **1115B.3.1.4.4** *CBC 2016* **11B-604.8.1.2** **Mitigated:** ○ YES ◉ NO	1	JOB	$75	**$75**
						
		Priority 3 *Severity* 4				
	Stall Door					
577	• *As-Built Description:* Stall door does not have accessible operating hardware (U-pulls on both sides, flip-over or sliding lock). • *Proposed Solution:* Provide new accessible locking hardware that does not require grasping, pinching, or twisting and U-pulls on both sides.	*PCODE* **WB05C** *ADAAG 91* **4.17.5** *ADA 2010* **604.8.1.2** *CBC 2007* **1115B.3.1.4.5** *CBC 2016* **11B-604.8.1.2** **Mitigated:** ○ YES ◉ NO	1	JOB	$300	**$300**
						
		Priority 3 *Severity* 3				

Item no., Rm no. and Name	Existing Architectural Barrier and Proposed Solution	Codes / Mitigation Info	Qty	Unit	Cost	Total
576	**Urinal** • *As-Built Description:* 30" x 48" clear floor space in front of accessible urinal not provided. • *As-Built:* **29" wide** • *Proposed Solution:* Provide clear floor space in front of accessible urinal. Remodel restroom as needed.	*PCODE* **WE04** *ADAAG 91* **4.18.3** *ADA 2010* **605.3** *CBC 2007* **1115B.4.2.3** *CBC 2016* **11B-605.3** **Mitigated:** ○ YES ◉ NO	1	JOB	$4,500	**$4,500**
579	**Water Closet** • *As-Built Description:* Water closet not 16"-18" (CA: 17"-18") from near side wall to center line of water closet (2010 ADAAG: 16"-18"). • *As-Built:* **19" o.c.** • *Proposed Solution:* Relocate existing water closet and plumbing, remount with offset closet flange to provide 18" max. from side wall.	*PCODE* **WB02C** *ADAAG 91* **Fig. 28** *ADA 2010* **604.2** *CBC 2007* **1115B.4.1.1** *CBC 2016* **11B-604.2** **Mitigated:** ○ YES ◉ NO	1	JOB	$1,500	**$1,500**



Priority 3 *Severity* 2



Priority 3 *Severity* 4

Item no., Rm no. and Name	Existing Architectural Barrier and Proposed Solution	Codes / Mitigation Info	Qty	Unit	Cost	Total

16 Hallway

☐ Staff Only

Door Swing

585

- *As-Built Description:*

Front approach: At pull side, door does not have clear and level maneuvering space measuring door width plus 18" x 60". (24" x 60" at exterior doors).

- *As-Built:* **Door width plus 9" to wall**
- *Proposed Solution:*

Provide power door operator.

PCODE **ID23C**
ADAAG 91 **Fig. 25(a)**
ADA 2010 **404.2.4**
CBC 2007 **11B-26A(a)**
CBC 2016 **11B-404.2.4**

Mitigated:

○ YES
◉ NO

1 JOB $15,000 **$15,000**



Priority 1 *Severity* 3

Door Swing

586

- *As-Built Description:*

Front approach: At pull side, door does not have clear and level maneuvering space measuring door width plus 18" x 60". (24" x 60" at exterior doors).

- *As-Built:* **36" from face of door to wall**
- *Proposed Solution:*

Provide power door operator.

PCODE **ID23C**
ADAAG 91 **Fig. 25(a)**
ADA 2010 **404.2.4**
CBC 2007 **11B-26A(a)**
CBC 2016 **11B-404.2.4**

Mitigated:

○ YES
◉ NO

1 JOB $15,000 **$15,000**



Priority 1 *Severity* 2

Reach Range

591

- *As-Built Description:*

Reach height to control or access point, exceeds 48" or is less than 15".

- *As-Built:* **60" high**
- *Proposed Solution:*

Modify equipment or mounting.

PCODE **IE01**
ADAAG 91 **4.2.5**
ADA 2010 **308.2.1**
CBC 2007 **1118B.5**
CBC 2016 **11B-308.2.1**

Mitigated:

○ YES
◉ NO

1 JOB $300 **$300**



Priority 1 *Severity* 2

Item no., Rm no. and Name	Existing Architectural Barrier and Proposed Solution	Codes / Mitigation Info	Qty	Unit	Cost	Total

17 Detective Office

☐ Staff Only

Door Stopper

588

- *As-Built Description:*

At push side of door on accessible route, bottom 10" does not have a smooth, uninterrupted surface.

- *Proposed Solution:*

Remove door stopper when altering area. Provide rubber wedge.

PCODE **ID06A**
ADA 2010 **404.2.10**
CBC 2007 **1133B.2.6**
CBC 2016 **11B-404.2.10**

Mitigated:

○ YES
◉ NO

1 JOB $75 **$75**



Priority 2 *Severity* 3

Door Swing

587

- *As-Built Description:*

Front approach: At pull side, door does not have clear and level maneuvering space measuring door width plus 18" x 60". (24" x 60" at exterior doors).

- *Proposed Solution:*

Remove or relocate furniture or storage items.

PCODE **ID23A**
ADAAG 91 **Fig. 25(a)**
ADA 2010 **404.2.4**
CBC 2007 **11B-26A(a)**
CBC 2016 **11B-404.2.4**

Mitigated:

○ YES
◉ NO

1 JOB $150 **$150**



Priority 2 *Severity* 2

General Note

589

- *As-Built Description:*

Refer to notes for observation and recommendation.

- *Proposed Solution:*
- ***Notes:***

No clear space for interview area.

PCODE **GN01**
CBC 2016 **11B-404.2.10**

Mitigated:

○ YES
◉ NO

REF



Priority 2 *Severity* 3

Item no., Rm no. and Name	Existing Architectural Barrier and Proposed Solution	Codes / Mitigation Info	Qty	Unit	Cost	Total

18 Interview Room

☐ Staff Only

Door Stopper

592

- *As-Built Description:*

At push side of door on accessible route, bottom 10" does not have a smooth, uninterrupted surface.

- *Proposed Solution:*

Remove door stopper when altering area. Provide rubber wedge.

PCODE **ID06A**
ADA 2010 **404.2.10**
CBC 2007 **1133B.2.6**
CBC 2016 **11B-404.2.10**

Mitigated:

○ YES
◉ NO

1 JOB $75 **$75**



Priority 2 *Severity* 3

Door Swing

594

- *As-Built Description:*

Front approach: At push side, door does not have clear and level maneuvering space measuring door width x 48" (door width plus 12" if door has both, latch and closer).

- *As-Built:* **39" from face of door to wall**
- *Proposed Solution:*

Provide door operator.

PCODE **ID24C**
ADAAG 91 **Fig. 25(a)**
ADA 2010 **404.2.4**
CBC 2007 **11B-26A(a)**
CBC 2016 **11B-404.2.4**

Mitigated:

○ YES
◉ NO

1 JOB $15,000 **$15,000**



Priority 2 *Severity* 3

Non-Fixed Desk

593

- *As-Built Description:*

Accessible non-fixed table or desk (top 28" to 34" high; knee space at least 27" high x 19" deep x 30" wide) not provided.

- *Proposed Solution:*

Provide table or desk with accessible dimensions when purchasing new furniture.

PCODE **IN02A**
ADAAG 91 **4.32.3 & .4**
ADA 2010 **306.1**
CBC 2007 **1122B.3 & 4**
CBC 2016 **11B-306.1 & 11B -902.3**

Mitigated:

○ YES
◉ NO

1 JOB $4,800 **$4,800**



Priority 2 *Severity* 2

Item no., Rm no. and Name	Existing Architectural Barrier and Proposed Solution	Codes / Mitigation Info	Qty	Unit	Cost	Total

19 Booking Area

☐ Staff Only

Corridor

596

- *As-Built Description:*

Corridor, for occupant load less than 10, less than 36" wide.

- *As-Built:* **30" wide**
- *Proposed Solution:*

Remove or relocate furniture and storage items.

PCODE **IH03A**
ADAAG 91 **4.3.3**
ADA 2010 **403.5.1**
CBC 2007 **1133B.3.1**
CBC 2016 **11B-403.5.1**

Mitigated:

○ YES
◉ NO

1 JOB $150 **$150**



Priority 2 *Severity* 3

Door Stopper

595

- *As-Built Description:*

At push side of door on accessible route, bottom 10" does not have a smooth, uninterrupted surface.

- *Proposed Solution:*

Remove door stopper when altering area. Provide rubber wedge.

PCODE **ID06A**
ADA 2010 **404.2.10**
CBC 2007 **1133B.2.6**
CBC 2016 **11B-404.2.10**

Mitigated:

○ YES
◉ NO

1 JOB $75 **$75**



Priority 2 *Severity* 3

Door Stopper

600

- *As-Built Description:*

At push side of door on accessible route, bottom 10" does not have a smooth, uninterrupted surface.

- *Proposed Solution:*

Remove door stopper when altering area. Provide rubber wedge.

PCODE **ID06A**
ADA 2010 **404.2.10**
CBC 2007 **1133B.2.6**
CBC 2016 **11B-404.2.10**

Mitigated:

○ YES
◉ NO

1 JOB $75 **$75**



Priority 2 *Severity* 3

Item no., Rm no. and Name	Existing Architectural Barrier and Proposed Solution	Codes / Mitigation Info	Qty	Unit	Cost	Total

Door Swing

599

- *As-Built Description:*

Front approach: At pull side, door does not have clear and level maneuvering space measuring door width plus 18" x 60". (24" x 60" at exterior doors).

- *Proposed Solution:*

Provide power door operator.

PCODE **ID23C**
ADAAG 91 **Fig. 25(a)**
ADA 2010 **404.2.4**
CBC 2007 **11B-26A(a)**
CBC 2016 **11B-404.2.4**

Mitigated:

○ YES
◉ NO

1 JOB $15,000 **$15,000**



Priority 2 *Severity* 2

Public Counter

597

- *As-Built Description:*

Service counter (stand-up): Accessible section min. 36" length and 36" max. height (in CA: 28" to 34" high) not provided.

- *As-Built:* **36" high**
- *Proposed Solution:*

Retrofit existing counter to provide accessible section.
Interim solution: Provide auxiliary counter, table, or clipboard.

PCODE **IN03**
ADAAG 91 **7.2(2)**
ADA 2010 **904.4**
CBC 2007 **1122B.4**
CBC 2016 **11B-904.4**

Mitigated:

○ YES
◉ NO

1 JOB $6,000 **$6,000**



Priority 2 *Severity* 4

Reach Range

598

- *As-Built Description:*

Reach height to control or access point, exceeds 48" or is less than 15".

- *As-Built:* **50" high**
- *Proposed Solution:*

Modify equipment or mounting.

PCODE **IE01**
ADAAG 91 **4.2.5**
ADA 2010 **308.2.1**
CBC 2007 **1118B.5**
CBC 2016 **11B-308.2.1**

Mitigated:

○ YES
◉ NO

1 JOB $300 **$300**



Priority 2 *Severity* 4

Item no., Rm no. and Name	Existing Architectural Barrier and Proposed Solution	Codes / Mitigation Info	Qty	Unit	Cost	Total

20 Temporary Holding Cell

☐ Staff Only

Benches

602

- *As-Built Description:*

Fixed bench in holding area provided is not compliant.

- *As-Built:* **No accessible transfer space and bench is not 20" - 24" deep.**
- *Proposed Solution:*

Provide accessible bench in holding area.

PCODE **DC04A**
ADAAG 91 **12.5.2 (6)**
ADA 2010 **807.2.2**
CBC 2016 **11B-807.2.2**

Mitigated:

○ YES
◉ NO

1 JOB $1,500 **$1,500**



Priority 2 *Severity* 2

Toilet

601

- *As-Built Description:*

Toilet in designated accessible housing cell does not comply with 4.22.

- *Proposed Solution:*

Remodel institutional toilet to be accessible.

PCODE **DD08**
ADAAG 91 **12.5.2(2)**
ADA 2010 **806.2.4**
CBC 2007 **1105B.3.5.3**
CBC 2016 **11B-806.2.4**

Mitigated:

○ YES
◉ NO

1 JOB $45,000 **$45,000**



Priority 2 *Severity* 1

Item no., Rm no. and Name	Existing Architectural Barrier and Proposed Solution	Codes / Mitigation Info	Qty	Unit	Cost	Total

21 Holding Cell

☐ Staff Only

Door Swing

603

- *As-Built Description:*

Front approach: At pull side, door does not have clear and level maneuvering space measuring door width plus 18" x 60". (24" x 60" at exterior doors).

- *As-Built:* **48" from face of door to wall**
- *Proposed Solution:*

Provide power door operator.

PCODE **ID23C**
ADAAG 91 **Fig. 25(a)**
ADA 2010 **404.2.4**
CBC 2007 **11B-26A(a)**
CBC 2016 **11B-404.2.4**

Mitigated:

○ YES
◉ NO

1 JOB $15,000 **$15,000**



Priority 2 *Severity* 3

Toilet

604

- *As-Built Description:*

Toilet in designated accessible housing cell does not comply with 4.22.

- *Proposed Solution:*

Remodel institutional toilet to be accessible.

PCODE **DD08**
ADAAG 91 **12.5.2(2)**
ADA 2010 **806.2.4**
CBC 2007 **1105B.3.5.3**
CBC 2016 **11B-806.2.4**

Mitigated:

○ YES
◉ NO

1 JOB $45,000 **$45,000**



Priority 2 *Severity* 1

Item no., Rm no. and Name	Existing Architectural Barrier and Proposed Solution	Codes / Mitigation Info	Qty	Unit	Cost	Total

22 Training Room ☐ Staff Only

Non-Fixed Desk

605

- *As-Built Description:*

Accessible non-fixed table or desk (top 28" to 34" high; knee space at least 27" high x 19" deep x 30" wide) not provided.

- *Proposed Solution:*

Provide table or desk with accessible dimensions when purchasing new furniture.

- ***Notes:***

12 seats, no accessible seating provided.

PCODE **IN02A**
ADAAG 91 **4.32.3 & .4**
ADA 2010 **306.1**
CBC 2007 **1122B.3 & 4**
CBC 2016 **11B-306.1 & 11B -902.3**

Mitigated:

○ YES
◉ NO

1 JOB $4,800 **$4,800**



Priority 2 ***Severity*** 2

Protrusion Limits

606

- *As-Built Description:*

Protruding objects more than 4" from wall, when bottom of object more than 27" or less than 80" above finished floor.

- *As-Built:* **Television protrudes 12" at 67" high**
- *Proposed Solution:*

Provide cane-detectable railing to mark area of low clearance.

PCODE **EG04A**
ADAAG 91 **4.4.1**
ADA 2010 **307.2**
CBC 2007 **1133B.8.6.1**
CBC 2016 **11B-307.2**

Mitigated:

○ YES
◉ NO

6 LF $300 **$1,800**



Priority 2 ***Severity*** 1

Public Participation Counter

607

- *As-Built Description:*

Speaker podium is not accessible. Upper edge of podium is more than 34" above the finished floor, and knee space is less than 27" high, 30" wide, and 19" deep.

- *Proposed Solution:*

Provide additional, integrated, and accessible speaker podium.

PCODE **GB02A**
ADAAG 91 **4.32.3**
ADA 2010 **902.3**
CBC 2007 **1122B.3**
CBC 2016 **11B-902.3**

Mitigated:

○ YES
◉ NO

1 JOB $6,000 **$6,000**



Priority 2 ***Severity*** 4

Facility: **Police Department** Part: **Interior** Floor: **First Floor**

Address: **122 Trinity Avenue** Year Built: **TBD**

Item no., Rm no. and Name	Existing Architectural Barrier and Proposed Solution	Codes / Mitigation Info	Qty	Unit	Cost	Total

23 Single User Restroom (Under Construction)

☐ Staff Only

Restroom

608

- *As-Built Description:*

Single accommodation restroom not accessible; multiple compliance violations.

- *Proposed Solution:*

Remodel area to provide single-occupant accessible restroom.

PCODE **WA01**
ADAAG 91 **4.22**
ADA 2010 **603.1**
CBC 2007 **1115B.3.2**
CBC 2016 **11B-603.1**

Mitigated:

○ YES
◉ NO

1 JOB $90,000 **$90,000**



Priority 3 *Severity* 2

Item no., Rm no. and Name	Existing Architectural Barrier and Proposed Solution	Codes / Mitigation Info	Qty	Unit	Cost	Total

24 Men's Restroom (Under Construction) ☐ Staff Only

Restroom

609

- *As-Built Description:*

Multiple accommodation restroom not accessible; multiple compliance violations.

- *Proposed Solution:*

Remodel area to provide accessible restroom with one accessible stall, lavatory (and one urinal at Mens).

PCODE **WA01A**
ADAAG 91 **4.22**
ADA 2010 **603.1**
CBC 2007 **1115B.3.1**
CBC 2016 **11B-603.1**

Mitigated:

○ YES
◉ NO

1 JOB ? **$105,000**



Priority 3 *Severity* 1

Facility: **Police Department** Part: **Interior** Floor: **First Floor**

Address: **122 Trinity Avenue** Year Built: **TBD**

Item no., Rm no. and Name	Existing Architectural Barrier and Proposed Solution	Codes / Mitigation Info	Qty	Unit	Cost	Total

25 Women's Restroom (Under Construction)

☐ Staff Only

Restroom

610

- *As-Built Description:*

Multiple accommodation restroom not accessible; multiple compliance violations.

- *Proposed Solution:*

Remodel area to provide accessible restroom with one accessible stall, lavatory (and one urinal at Mens).

PCODE **WA01A**
ADAAG 91 **4.22**
ADA 2010 **603.1**
CBC 2007 **1115B.3.1**
CBC 2016 **11B-603.1**

Mitigated:

○ YES
◉ NO

1 JOB ? **$105,000**



Priority 3 *Severity* 1

Item no., Rm no. and Name	Existing Architectural Barrier and Proposed Solution	Codes / Mitigation Info	Qty	Unit	Cost	Total

26 Lobby

☐ Staff Only

Door

611

- *As-Built Description:*

At push side of door on accessible route, bottom 10" does not have a smooth, uninterrupted surface.

- *Proposed Solution:*

Provide 10" min. "kick plate" covering width of door when altering area.

- ***Notes:***

Lobby is not used currently.

PCODE **ID06**
ADA 2010 **404.2.10**
CBC 2007 **1133B.2.6**
CBC 2016 **11B-404.2.10**

Mitigated:

○ YES
◉ NO

1 JOB $300 **$300**



Priority 1 *Severity* 3

Door Hardware

612

- *As-Built Description:*

Door does not have accessible operating hardware.

- *Proposed Solution:*

Provide lever handle or other accessible hardware.

- ***Notes:***

Lobby is not used currently.

PCODE **ID07**
ADAAG 91 **4.13.9**
ADA 2010 **404.2.7**
CBC 2007 **1133B.2.5.2**
CBC 2016 **11B-404.2.7**

Mitigated:

○ YES
◉ NO

1 JOB $750 **$750**



Priority 1 *Severity* 3

Door Swing

615

- *As-Built Description:*

Front approach: At pull side, door does not have clear and level maneuvering space measuring door width plus 18" x 60". (24" x 60" at exterior doors).

- *Proposed Solution:*

Provide power door operator.

- ***Notes:***

Lobby is not used currently.

PCODE **ID23C**
ADAAG 91 **Fig. 25(a)**
ADA 2010 **404.2.4**
CBC 2007 **11B-26A(a)**
CBC 2016 **11B-404.2.4**

Mitigated:

○ YES
◉ NO

1 JOB $15,000 **$15,000**



Priority 1 *Severity* 2

Item no., Rm no. and Name	Existing Architectural Barrier and Proposed Solution	Codes / Mitigation Info	Qty	Unit	Cost	Total
	Public Counter					
614	• *As-Built Description:* Service counter (stand-up): Accessible section min. 36" length and 36" max. height (in CA: 28" to 34" high) not provided. • *As-Built:* **43" high** • *Proposed Solution:* Retrofit existing counter to provide accessible section. Interim solution: Provide auxiliary counter, table, or clipboard. • ***Notes:*** **Lobby is not used currently.**	*PCODE* **IN03** *ADAAG 91* **7.2(2)** *ADA 2010* **904.4** *CBC 2007* **1122B.4** *CBC 2016* **11B-904.4** **Mitigated:** ○ YES ● NO	1	JOB	$6,000	**$6,000**
						
		Priority **1** ***Severity*** **3**				
	Signage					
613	• *As-Built Description:* Braille symbols: dots are not 1/10" on centers in each cell with 2/10" space between cells. • *Proposed Solution:* CA only - Provide new compliant signage including Contracted Grade 2 Braille with Title 24 spacing requirements - 1/10" on center dots with 2/10" space between cells. • ***Notes:*** **Lobby is not used currently.**	*PCODE* **SA07C** *CBC 2007* **1117B.5.6** *CBC 2016* **11B-703.3** **Mitigated:** ○ YES ● NO	1	JOB	$450	**$450**
						
		Priority **1** ***Severity*** **3**				

Facility: **Police Department** Part: **Interior** Floor: **First Floor**

Address: **122 Trinity Avenue** Year Built: **TBD**

Item no., Rm no. and Name	Existing Architectural Barrier and Proposed Solution	Codes / Mitigation Info	Qty	Unit	Cost	Total

27 Gym

☐ Staff Only

Restroom

616

- *As-Built Description:*

Single accommodation restroom not accessible; multiple compliance violations.

- *Proposed Solution:*

Remodel area to provide single-occupant accessible restroom.

PCODE **WA01**
ADAAG 91 **4.22**
ADA 2010 **603.1**
CBC 2007 **1115B.3.2**
CBC 2016 **11B-603.1**

Mitigated:

○ YES
◉ NO

1 JOB $90,000 **$90,000**



Priority 3 *Severity* 2

Item no., Rm no. and Name	Existing Architectural Barrier and Proposed Solution	Codes / Mitigation Info	Qty	Unit	Cost	Total

28 CFD Restroom

☐ Staff Only

Door Hardware

664

- *As-Built Description:*

Non-common use areas within this facility, such as offices, do not have accessible door hardware.

- *Proposed Solution:*

Provide lever handle or other accessible hardware when a specific need is identified in the future or when altering area.

PCODE **ID07C**
ADAAG 91 **4.13.9**
ADA 2010 **404.2.7**
CBC 2007 **1133B.2.5.2**
CBC 2016 **11B-404.2.7**

Mitigated:

○ YES
◉ NO

1 JOB $750 **$750**



Priority 3 *Severity* 3

Restroom

667

- *As-Built Description:*

Multiple accommodation restroom not accessible; multiple compliance violations.

- *Proposed Solution:*

Remodel area to provide accessible restroom with one accessible stall, lavatory (and one urinal at Mens).

PCODE **WA01A**
ADAAG 91 **4.22**
ADA 2010 **603.1**
CBC 2007 **1115B.3.1**
CBC 2016 **11B-603.1**

Mitigated:

○ YES
◉ NO

1 JOB ? **$105,000**



Priority 3 *Severity* 1

Signage

665

- *As-Built Description:*

Entrance to toilet or bathing facility not identified with ADAAG compliant signage.

- *Proposed Solution:*

Provide ADA compliant sign mounted at 48" min. above to baseline of the lowest Braille cells and 60" max. to baseline of the highest line of raised characters on nearest adjacent wall, on latch side of a single door (located not to cause a Braille reader to stand within the door swing).

PCODE **SA11A**
ADAAG 91 **4.1.3(16)(a)**
ADA 2010 **216.8**
CBC 2016 **11B-216.8**

Mitigated:

○ YES
◉ NO

1 JOB $270 **$270**



Priority 3 *Severity* 3

Item no., Rm no. and Name	Existing Architectural Barrier and Proposed Solution	Codes / Mitigation Info	Qty	Unit	Cost	Total
	Signage					
666	• *As-Built Description:* Required in CA only: identification symbol centered 58" to 60" high on sanitary facility door that contrasts with the door not provided (women: 12" ø circle, men: 12" triangle, unisex: combined symbol). • *Proposed Solution:* Provide properly mounted sanitary facility symbol when altering area. If wheelchair accessible, include International Symbol of Accessibility on sign.	*PCODE* **SA15** *CBC 2007* **1115B.6** *CBC 2016* **11B-703.7.2.6** **Mitigated:** ○ YES ◉ NO	1	JOB	$270	**$270**



Priority 3 *Severity* 3

Item no., Rm no. and Name	Existing Architectural Barrier and Proposed Solution	Codes / Mitigation Info	Qty	Unit	Cost	Total

29 Outer Public Lobby

☐ Staff Only

Doormat

623

- *As-Built Description:*

Doormat hinders access to disabled persons.

- *Proposed Solution:*

Provide new doormat; recess or attach at edges.

PCODE **ID05**
ADAAG 91 **4.5.3**
ADA 2010 **302.2**
CBC 2007 **1124B.3**
CBC 2016 **11B-302.2**

Mitigated:

○ YES
◉ NO

1 JOB $1,500 **$1,500**



Priority 1 *Severity* 3

Signage

624

- *As-Built Description:*

At final exit door to exterior: Where required exit signs are installed, signs to provide exiting information for people with vision impairment are not provided.

- *Proposed Solution:*

Provide raised letter/Braille "EXIT" sign at door.

PCODE **SA10A**
ADAAG 91 **4.1.3(16)**
ADA 2010 **216.4.1**
CBC 2007 **1011.3**
CBC 2016 **11B-216.4.1**

Mitigated:

○ YES
◉ NO

1 JOB $270 **$270**



Priority 1 *Severity* 3

Item no., Rm no. and Name	Existing Architectural Barrier and Proposed Solution	Codes / Mitigation Info	Qty	Unit	Cost	Total

30 Public Lobby ☐ Staff Only

Door

622

- *As-Built Description:*

Vision Light at door that permits viewing, does not have bottom of at least one glazed panel located 43 inches maximum above the finish floor. (Exception: More than 66" above finished floor.)

- *As-Built:* **45" high**
- *Proposed Solution:*

Provide new door with vision panel at 43" max.

PCODE **ID06C**
ADA 2010 **404.2.11**
CBC 2016 **11B-404.2.11**

Mitigated:
○ YES
● NO

1 JOB $7,500 **$7,500**



Priority 1 *Severity* 4

Door Stopper

619

- *As-Built Description:*

At push side of door on accessible route, bottom 10" does not have a smooth, uninterrupted surface.

- *Proposed Solution:*

Remove door stopper when altering area. Provide rubber wedge.

PCODE **ID06A**
ADA 2010 **404.2.10**
CBC 2007 **1133B.2.6**
CBC 2016 **11B-404.2.10**

Mitigated:
○ YES
● NO

1 JOB $75 **$75**



Priority 1 *Severity* 3

Door Swing

621

- *As-Built Description:*

Front approach: At pull side, door does not have clear and level maneuvering space measuring door width plus 18" x 60". (24" x 60" at exterior doors).

- *Proposed Solution:*

Provide power door operator.

PCODE **ID23C**
ADAAG 91 **Fig. 25(a)**
ADA 2010 **404.2.4**
CBC 2007 **11B-26A(a)**
CBC 2016 **11B-404.2.4**

Mitigated:
○ YES
● NO

1 JOB $15,000 **$15,000**



Priority 1 *Severity* 2

Item no., Rm no. and Name	Existing Architectural Barrier and Proposed Solution	Codes / Mitigation Info	Qty	Unit	Cost	Total

Door Threshold

620

- *As-Built Description:*

Existing threshold at door is 1/2" high or less but without a beveled edge on both sides.

- *As-Built:* **0.75" high**
- *Proposed Solution:*

Modify threshold to have beveled edge on each side.

PCODE **ID02**
ADAAG 91 **4.1.6(3)(d)(ii)**
ADA 2010 **404.2.5**
CBC 2007 **1133B.2.4.1**
CBC 2016 **11B-404.2.5**

Mitigated:
○ YES
◉ NO

1 JOB $750 **$750**



Priority 1 *Severity* 4

Doormat

618

- *As-Built Description:*

Doormat hinders access to disabled persons.

- *Proposed Solution:*

Provide new doormat; recess or attach at edges.

PCODE **ID05**
ADAAG 91 **4.5.3**
ADA 2010 **302.2**
CBC 2007 **1124B.3**
CBC 2016 **11B-302.2**

Mitigated:
○ YES
◉ NO

1 JOB $1,500 **$1,500**



Priority 1 *Severity* 3

Public Counter

617

- *As-Built Description:*

Service counter (stand-up): Accessible section min. 36" length and 36" max. height (in CA: 28" to 34" high) not provided.

- *As-Built:* **41" high**
- *Proposed Solution:*

Retrofit existing counter to provide accessible section.
Interim solution: Provide auxiliary counter, table, or clipboard.

PCODE **IN03**
ADAAG 91 **7.2(2)**
ADA 2010 **904.4**
CBC 2007 **1122B.4**
CBC 2016 **11B-904.4**

Mitigated:
○ YES
◉ NO

1 JOB $6,000 **$6,000**



Priority 1 *Severity* 3

Item no., Rm no. and Name	Existing Architectural Barrier and Proposed Solution	Codes / Mitigation Info	Qty	Unit	Cost	Total

31 CFD Lounge

☐ Staff Only

Door Hardware

669

- *As-Built Description:*

Non-common use areas within this facility, such as offices, do not have accessible door hardware.

- *Proposed Solution:*

Provide lever handle or other accessible hardware when a specific need is identified in the future or when altering area.

PCODE **ID07C**
ADAAG 91 **4.13.9**
ADA 2010 **404.2.7**
CBC 2007 **1133B.2.5.2**
CBC 2016 **11B-404.2.7**

Mitigated:

○ YES
◉ NO

1 JOB $750 **$750**



Priority 2 *Severity* 3

Door Stopper

668

- *As-Built Description:*

At push side of door on accessible route, bottom 10" does not have a smooth, uninterrupted surface.

- *Proposed Solution:*

Remove door stopper when altering area. Provide rubber wedge.

PCODE **ID06A**
ADA 2010 **404.2.10**
CBC 2007 **1133B.2.6**
CBC 2016 **11B-404.2.10**

Mitigated:

○ YES
◉ NO

1 JOB $75 **$75**



Priority 2 *Severity* 3

Door Swing

670

- *As-Built Description:*

Front approach: At pull side, door does not have clear and level maneuvering space measuring door width plus 18" x 60". (24" x 60" at exterior doors).

- *Proposed Solution:*

Remove or relocate furniture or storage items.

PCODE **ID23A**
ADAAG 91 **Fig. 25(a)**
ADA 2010 **404.2.4**
CBC 2007 **11B-26A(a)**
CBC 2016 **11B-404.2.4**

Mitigated:

○ YES
◉ NO

1 JOB $150 **$150**



Priority 2 *Severity* 3

Facility: **Police Department** Part: **Interior** Floor: **First Floor**

Address: **122 Trinity Avenue** Year Built: **TBD**

Item no., Rm no. and Name	Existing Architectural Barrier and Proposed Solution	Codes / Mitigation Info	Qty	Unit	Cost	Total
	Sink					
672	• *As-Built Description:* Sink rim higher than 34" above floor. • *As-Built:* **Top: 36" high** • *Proposed Solution:* Remodel sink cabinet to lower sink.	*PCODE* **IN06** *ADAAG 91* **4.24.2** *ADA 2010* **606.3** *CBC 2007* **1115B.4.7.1** *CBC 2016* **11B-606.3** **Mitigated:** ○ YES ◉ NO	1	JOB	$5,250	**$5,250**
						
		Priority 2 *Severity* 4				
	Sink					
671	• *As-Built Description:* Sink does not have knee space min. 27" high x 19" deep x 30" wide. • *Proposed Solution:* Remodel sink cabinet.	*PCODE* **IN06A** *ADAAG 91* **4.24.3** *ADA 2010* **606.2** *CBC 2007* **1115B.4.7.1** *CBC 2016* **11B-606.2** **Mitigated:** ○ YES ◉ NO	1	JOB	$5,250	**$5,250**
						
		Priority 2 *Severity* 2				

Conceptual Costs for **Floor:** First Floor **$964,425.00**

Facility: **Police Department** Part: **Interior** Floor: **First Floor**

Address: **122 Trinity Avenue** Year Built: **TBD**

Item no., Rm no. and Name	Existing Architectural Barrier and Proposed Solution	Codes / Mitigation Info	Qty	Unit	Cost	Total
Conceptual Costs for	**Area:** Interior					**$964,425.00**

Facility: **Police Department** Part: **Interior** Floor: **First Floor**

Address: **122 Trinity Avenue** Year Built: **TBD**

Item no., Rm no. and Name	Existing Architectural Barrier and Proposed Solution	Codes / Mitigation Info	Qty	Unit	Cost	Total
Conceptual Costs for	**Facility:** Police Department					**$1,011,870.00**

Access Compliance Survey Report

City Hall

130 S 2nd Street

Facility #: 106

City of Chowchilla

August 2020

SSA Project #: 19025

SALLY SWANSON
ARCHITECTS, INC.



106-0-1

City Hall
Exterior- On-Site

1 — Item Number

Location:
130 S 2nd St
Chowchilla, CA
93610

Facility:
CITY HALL

BARRIER
LOCATION
MAP

REF NORTH
N.T.S.

Prepared By:
Sally Swanson
Architects
San Francisco, CA

Project #: 19025

Date: 8-27-2020

Sheet: 106-0-1

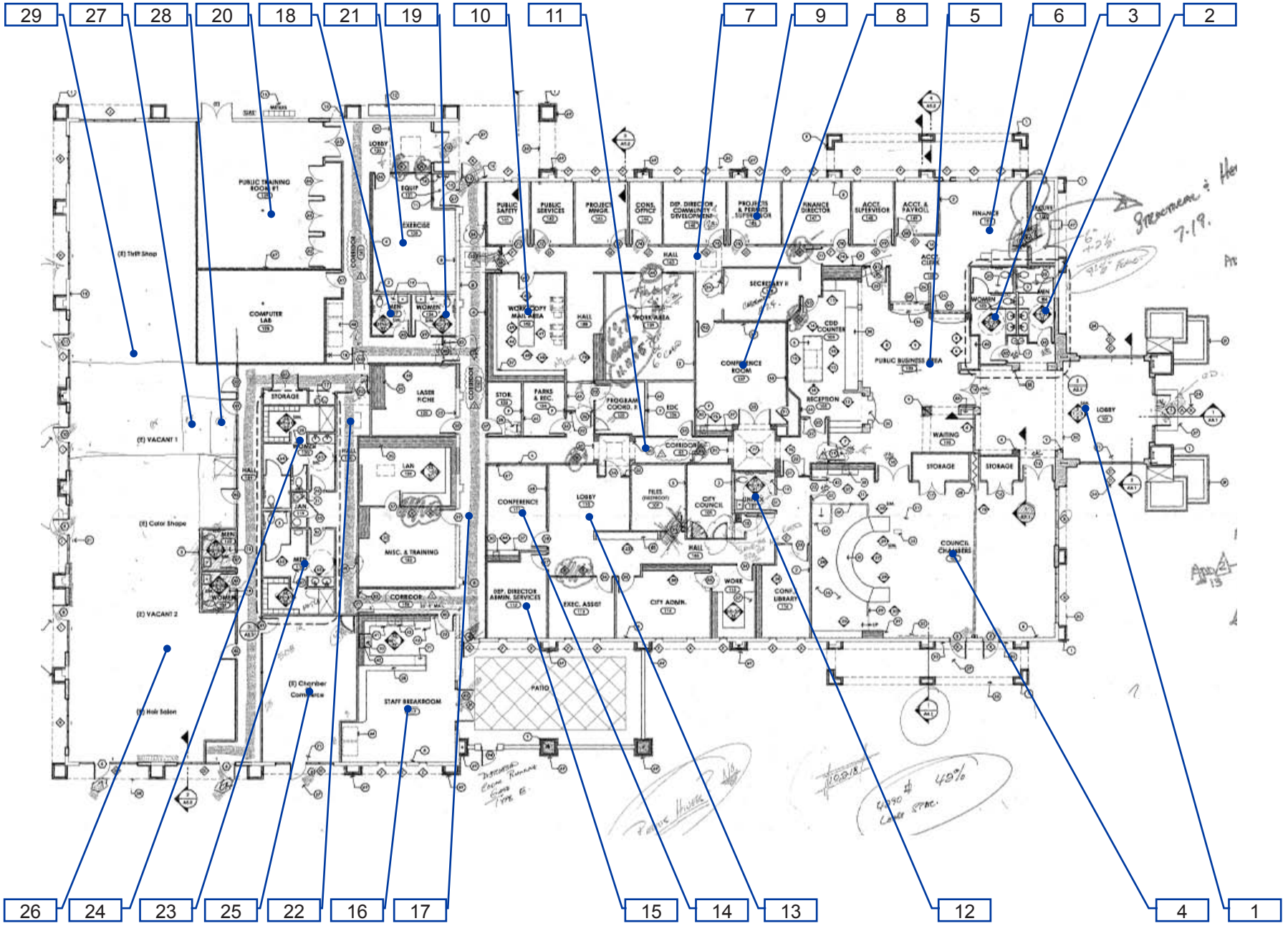

106-1-1

City Hall
Interior- First Floor

1 — Item Number

CITY OF CHOWCHILLA CALIFORNIA
GATEWAY TO PROSPERITY
INCORPORATED FEB 7, 1923

Location:
130 S 2nd St
Chowchilla, CA
93610

Facility:
CITY HALL

BARRIER LOCATION MAP

REF NORTH
N.T.S.

Prepared By:
Sally Swanson Architects
San Francisco, CA

Project #: 19025

Date: 8-27-2020

Sheet: 106-1-1

Item no., Rm no. and Name	Existing Architectural Barrier and Proposed Solution	Codes / Mitigation Info	Qty	Unit	Cost	Total

1 Accessible Parking

☐ Staff Only

Curb Ramp

350

- *As-Built Description:*

Transition from curb ramp to gutter does not have a smooth transition.

- *Proposed Solution:*

Grind lip.

PCODE **EH02D**
ADAAG 91 **4.7.2**
ADA 2010 **406.2**
CBC 2007 **1127B.5.3**
CBC 2016 **11B-406.5.8**

Mitigated:

○ YES
◉ NO

1 JOB $300 **$300**



Priority 1 *Severity* 3

Floor or Ground Surfaces

348

- *As-Built Description:*

Accessible parking space has slope greater than 1/4":12" (2%).

- *As-Built:* **3.8%**
- *Proposed Solution:*

Modify slope at accessible parking space.

- ***Notes:***

Left accessible space.

PCODE **EA05**
ADAAG 91 **4.6.3**
ADA 2010 **502.4**
CBC 2007 **1129B.3.3**
CBC 2016 **11B-502.4**

Mitigated:

○ YES
◉ NO

50 SF $36 **$1,800**



Priority 1 *Severity* 4

Floor or Ground Surfaces

349

- *As-Built Description:*

Accessible parking space has slope greater than 1/4":12" (2%).

- *As-Built:* **3.1%**
- *Proposed Solution:*

Modify slope at accessible parking space.

- ***Notes:***

Right accessible space.

PCODE **EA05**
ADAAG 91 **4.6.3**
ADA 2010 **502.4**
CBC 2007 **1129B.3.3**
CBC 2016 **11B-502.4**

Mitigated:

○ YES
◉ NO

65 SF $36 **$2,340**



Priority 1 *Severity* 4

Item no., Rm no. and Name	Existing Architectural Barrier and Proposed Solution	Codes / Mitigation Info	Qty	Unit	Cost	Total
	Floor or Ground Surfaces					
347	• *As-Built Description:* Access aisle at accessible parking space has slope greater than 1/4":12" (2%). • *As-Built:* **4.0%** • *Proposed Solution:* Modify slope at accessible parking space aisle. • ***Notes:*** **Located at head of access aisle.**	*PCODE* **EA05B** *ADAAG 91* **4.6.3** *ADA 2010* **502.4** *CBC 2007* **1129B.3.3** *CBC 2016* **11B-502.4** **Mitigated:** ○ YES ● NO	50	SF	$36	**$1,800**
	Parking					
345	• *As-Built Description:* Accessible parking space is not 18' long (CA only: 9' x 18'). • *As-Built:* **16' long** • *Proposed Solution:* Modify parking space(s) to create accessible space.	*PCODE* **EA02A** *ADAAG 91* **4.6.3** *ADA 2010* **502.2** *CBC 2007* **1129B.3.1** *CBC 2016* **11B-502.2** **Mitigated:** ○ YES ● NO	1	JOB	$600	**$600**
	Parking					
344	• *As-Built Description:* The words "NO PARKING" not painted on the ground within loading and unloading access aisle (12" min high white letters), located so that it is visible to traffic enforcement officials (required in CA only). **"No Parking" faded** • *Proposed Solution:* Provide the words “NO PARKING” in each access aisle, painted in 12” high letters, when altering area.	*PCODE* **EA04D** *CBC 2007* **1129B.3.1** *CBC 2016* **11B-502.3.3** **Mitigated:** ○ YES ● NO	1	JOB	$300	**$300**



Priority 1 *Severity* 3



Priority 1 *Severity* 4



Priority 1 *Severity* 4

Item no., Rm no. and Name	Existing Architectural Barrier and Proposed Solution	Codes / Mitigation Info	Qty	Unit	Cost	Total
	Parking					
18	• *As-Built Description:* An accessible parking space shall be outlined or painted blue (required in CA only). • *Proposed Solution:* Identify accessible parking space using blue markings.	*PCODE* **EA04K** *CBC 2016* **11B-502.6** **Mitigated:** ○ YES ● NO	1	JOB	$360	**$360**
						
		Priority 1 *Severity* 4				
	Parking Signage					
346	• *As-Built Description:* CA only: Additional Sign or additional language below the symbol of accessibility stating "Minimum Fine $250" not provided. • *Proposed Solution:* Provide compliant parking signage that includes fine information.	*PCODE* **EA04G** *CBC 2007* **1129B.4** *CBC 2016* **11B-502.6.2** **Mitigated:** ○ YES ● NO	2	JOB	$300	**$600**
						
		Priority 1 *Severity* 4				

Item no., Rm no. and Name	Existing Architectural Barrier and Proposed Solution	Codes / Mitigation Info	Qty	Unit	Cost	Total

2 Accessible Parking

☐ Staff Only

Floor or Ground Surfaces

353

- *As-Built Description:*

Accessible parking space has slope greater than 1/4":12" (2%).

- *As-Built:* **5.0%**
- *Proposed Solution:*

Modify slope at accessible parking space.

PCODE **EA05**
ADAAG 91 **4.6.3**
ADA 2010 **502.4**
CBC 2007 **1129B.3.3**
CBC 2016 **11B-502.4**

Mitigated:

○ YES
◉ NO

300 SF $36 **$10,800**



Priority 1 *Severity* 3

Floor or Ground Surfaces

354

- *As-Built Description:*

Access aisle at accessible parking space has slope greater than 1/4":12" (2%).

- *As-Built:* **5.0%**
- *Proposed Solution:*

Modify slope at accessible parking space aisle.

PCODE **EA05B**
ADAAG 91 **4.6.3**
ADA 2010 **502.4**
CBC 2007 **1129B.3.3**
CBC 2016 **11B-502.4**

Mitigated:

○ YES
◉ NO

250 SF $36 **$9,000**



Priority 1 *Severity* 3

Parking

351

- *As-Built Description:*

An accessible parking space shall be outlined or painted blue (required in CA only).

- *Proposed Solution:*

Identify accessible parking space using blue markings.

PCODE **EA04K**
CBC 2016 **11B-502.6**

Mitigated:

○ YES
◉ NO

1 JOB $360 **$360**



Priority 1 *Severity* 4

Item no., Rm no. and Name	Existing Architectural Barrier and Proposed Solution	Codes / Mitigation Info	Qty	Unit	Cost	Total
	Parking Signage					
352	• *As-Built Description:* CA only: Additional Sign or additional language below the symbol of accessibility stating "Minimum Fine $250" not provided. • *Proposed Solution:* Provide compliant parking signage that includes fine information.	*PCODE* **EA04G** *CBC 2007* **1129B.4** *CBC 2016* **11B-502.6.2** **Mitigated:** ○ YES ◉ NO	1	JOB	$300	**$300**



Priority 1 *Severity* 4

Conceptual Costs for **Floor:** On-site **$28,560.00**

Facility: **City Hall** Part: **Exterior** Floor: **On-site**

Address: **130 S 2nd Street** Year Built: **TBD**

Item no., Rm no. and Name	Existing Architectural Barrier and Proposed Solution	Codes / Mitigation Info	Qty	Unit	Cost	Total
Conceptual Costs for	**Area:** Exterior					**$28,560.00**

Item no., Rm no. and Name	Existing Architectural Barrier and Proposed Solution	Codes / Mitigation Info	Qty	Unit	Cost	Total

1 Lobby

☐ Staff Only

Drinking Fountain

356

- *As-Built Description:*

Wall- and post-mounted cantilevered units: Knee space not provided at drinking fountain (27" high, 8" deep, 30" wide from front of drinking fountain).

- *As-Built:* **Knee space: 26" high**
- *Proposed Solution:*

Provide new, accessible fountain.

PCODE **IA02**
ADAAG 91 **4.15.5(1)**
ADA 2010 **602.2**
CBC 2007 **1115B.4.6.2**
CBC 2016 **11B-602.2**

Mitigated:

○ YES
◉ NO

1 JOB $9,600 **$9,600**



Priority 3 *Severity* 2

Drinking Fountain

357

- *As-Built Description:*

30" wide x 48" long clear floor space not provided at drinking fountain.

- *As-Built:* **Drinking fountain clear floor space obstructs bathroom door landing, 36" wide**
- *Proposed Solution:*

Provide clear floor space at drinking fountain.

PCODE **IA06**
ADAAG 91 **4.15.5(1)***
ADA 2010 **602.2**
CBC 2007 **1115B.4.6.2**
CBC 2016 **11B-602.2**

Mitigated:

○ YES
◉ NO

1 JOB $6,660 **$6,660**



Priority 3 *Severity* 2

Signage

355

- *As-Built Description:*

At final exit door to exterior: Where required exit signs are installed, signs to provide exiting information for people with vision impairment are not provided.

- *Proposed Solution:*

Provide raised letter/Braille "EXIT" sign at door.

PCODE **SA10A**
ADAAG 91 **4.1.3(16)**
ADA 2010 **216.4.1**
CBC 2007 **1011.3**
CBC 2016 **11B-216.4.1**

Mitigated:

○ YES
◉ NO

1 JOB $270 **$270**



Priority 1 *Severity* 3

Item no., Rm no. and Name	Existing Architectural Barrier and Proposed Solution	Codes / Mitigation Info	Qty	Unit	Cost	Total

2 Men's Restroom ☐ Staff Only

Accessories

363

- *As-Built Description:*

Toilet paper dispenser less than 15" (CA: 19") or more than 48" above floor or not within 7" to 9" from front of water closet (Note: CA pre-2010 is allowed within 12" from front of water closet).

- *As-Built:* **16" high, 12" o.c.**
- *Proposed Solution:*

Relocate or provide new toilet paper dispenser.

PCODE **WG02**
ADAAG 91 **4.16.6**
ADA 2010 **604.7**
CBC 2007 **1115B.8.4**
CBC 2016 **11B-604.7**

Mitigated:
○ YES
◉ NO

1 JOB $225 **$225**



Priority 3 ***Severity*** 3

Lavatory

359

- *As-Built Description:*

Clear floor space, 30" x 48" in front of fixture, extending 19" max. under the lavatory, not provided (CA only: Less than 18" from side wall to centerline of lavatory).

- *As-Built:* **16" o.c. from partition**
- *Proposed Solution:*

Provide new accessible lavatory. Remodel restroom as needed.

PCODE **WD01**
ADAAG 91 **4.19.3**
ADA 2010 **606.2**
CBC 2007 **1115B.4.3**
CBC 2016 **11B-606.2, 11B -606.6**

Mitigated:
○ YES
◉ NO

1 JOB $10,200 **$10,200**



Priority 3 ***Severity*** 2

Signage

358

- *As-Built Description:*

Entrance to toilet or bathing facility not identified with ADAAG compliant signage.

- *As-Built:* **No Braille**
- *Proposed Solution:*

Provide ADA compliant sign mounted at 48" min. above to baseline of the lowest Braille cells and 60" max. to baseline of the highest line of raised characters on nearest adjacent wall, on latch side of a single door (located not to cause a Braille reader to stand within the door swing).

PCODE **SA11A**
ADAAG 91 **4.1.3(16)(a)**
ADA 2010 **216.8**
CBC 2016 **11B-216.8**

Mitigated:
○ YES
◉ NO

1 JOB $270 **$270**



Priority 3 ***Severity*** 3

Item no., Rm no. and Name	Existing Architectural Barrier and Proposed Solution	Codes / Mitigation Info	Qty	Unit	Cost	Total
360	**Stall Door** • *As-Built Description:* Stall door to accessible compartment not self closing. • *Proposed Solution:* Adjust closer.	*PCODE* **WB05B** *ADAAG 91* **4.22.4** *ADA 2010* **604.8.1.2** *CBC 2007* **1115B.3.1.4.4** *CBC 2016* **11B-604.8.1.2** **Mitigated:** ○ YES ◉ NO	1	JOB	$75	**$75**



Priority 3 *Severity* 4

Item no., Rm no. and Name	Existing Architectural Barrier and Proposed Solution	Codes / Mitigation Info	Qty	Unit	Cost	Total
361	**Stall Door** • *As-Built Description:* Stall door does not have accessible operating hardware (U-pulls on both sides, flip-over or sliding lock). • *Proposed Solution:* Provide new accessible locking hardware that does not require grasping, pinching, or twisting and U-pulls on both sides.	*PCODE* **WB05C** *ADAAG 91* **4.17.5** *ADA 2010* **604.8.1.2** *CBC 2007* **1115B.3.1.4.5** *CBC 2016* **11B-604.8.1.2** **Mitigated:** ○ YES ◉ NO	1	JOB	$300	**$300**



Priority 3 *Severity* 3

Item no., Rm no. and Name	Existing Architectural Barrier and Proposed Solution	Codes / Mitigation Info	Qty	Unit	Cost	Total
362	**Toilet Stall** • *As-Built Description:* Less than 59" from back wall to front wall or door swing of toilet stall, or less than 56" if water closet is wall-hung. • *As-Built:* **48" long partition. doors swings in** • *Proposed Solution:* Provide new enclosure at existing water closet fixture.	*PCODE* **WB03** *ADAAG 91* **4.17.3** *ADA 2010* **604.8.1.1** *CBC 2007* **1115B.3.4.3** *CBC 2016* **11B-604.8.1.1** **Mitigated:** ○ YES ◉ NO	1	JOB	$4,500	**$4,500**



Priority 3 *Severity* 3

Item no., Rm no. and Name	Existing Architectural Barrier and Proposed Solution	Codes / Mitigation Info	Qty	Unit	Cost	Total

3 Women's Restroom ☐ Staff Only

Accessories

370

- *As-Built Description:*

Toilet paper dispenser less than 15" (CA: 19") or more than 48" above floor or not within 7" to 9" from front of water closet (Note: CA pre-2010 is allowed within 12" from front of water closet).

- *As-Built:* **16" high. 12" o.c.**
- *Proposed Solution:*

Relocate or provide new toilet paper dispenser.

PCODE **WG02**
ADAAG 91 **4.16.6**
ADA 2010 **604.7**
CBC 2007 **1115B.8.4**
CBC 2016 **11B-604.7**

Mitigated:
○ YES
◉ NO

1 JOB $225 **$225**



Priority 3 *Severity* 3

Door Swing

366

- *As-Built Description:*

Front approach: At pull side, door does not have clear and level maneuvering space measuring door width plus 18" x 60". (24" x 60" at exterior doors).

- *As-Built:* **52" from face of door to wall**
- *Proposed Solution:*

Provide power door operator.

PCODE **ID23CREF**
ADAAG 91 **Fig. 25(a)**
ADA 2010 **404.2.4**
CBC 2007 **11B-26A(a)**
CBC 2016 **11B-404.2.4**

Mitigated:
○ YES
◉ NO

REF



Priority 3 *Severity* 3

Door Swing

364

- *As-Built Description:*

Front approach: At push side, door does not have clear and level maneuvering space measuring door width x 48" (door width plus 12" if door has both, latch and closer).

- *Proposed Solution:*

Provide door operator.

PCODE **ID24C**
ADAAG 91 **Fig. 25(a)**
ADA 2010 **404.2.4**
CBC 2007 **11B-26A(a)**
CBC 2016 **11B-404.2.4**

Mitigated:
○ YES
◉ NO

1 JOB $15,000 **$15,000**



Priority 3 *Severity* 2

Item no., Rm no. and Name	Existing Architectural Barrier and Proposed Solution	Codes / Mitigation Info	Qty	Unit	Cost	Total
	Lavatory					
367	• *As-Built Description:* Clear floor space, 30" x 48" in front of fixture, extending 19" max. under the lavatory, not provided (CA only: Less than 18" from side wall to centerline of lavatory). • *As-Built:* **15" o.c.** • *Proposed Solution:* Provide new accessible lavatory. Remodel restroom as needed.	*PCODE* **WD01** *ADAAG 91* **4.19.3** *ADA 2010* **606.2** *CBC 2007* **1115B.4.3** *CBC 2016* **11B-606.2, 11B-606.6** **Mitigated:** ○ YES ◉ NO	1	JOB	$10,200	**$10,200**
						
		Priority 3 ***Severity*** 2				
	Signage					
365	• *As-Built Description:* Entrance to toilet or bathing facility not identified with ADAAG compliant signage. • *As-Built:* **No Braille** • *Proposed Solution:* Provide ADA compliant sign mounted at 48" min. above to baseline of the lowest Braille cells and 60" max. to baseline of the highest line of raised characters on nearest adjacent wall, on latch side of a single door (located not to cause a Braille reader to stand within the door swing).	*PCODE* **SA11A** *ADAAG 91* **4.1.3(16)(a)** *ADA 2010* **216.8** *CBC 2016* **11B-216.8** **Mitigated:** ○ YES ◉ NO	1	JOB	$270	**$270**
						
		Priority 3 ***Severity*** 3				
	Stall Door					
369	• *As-Built Description:* Stall door does not have accessible operating hardware (U-pulls on both sides, flip-over or sliding lock). • *Proposed Solution:* Provide new accessible locking hardware that does not require grasping, pinching, or twisting and U-pulls on both sides.	*PCODE* **WB05C** *ADAAG 91* **4.17.5** *ADA 2010* **604.8.1.2** *CBC 2007* **1115B.3.1.4.5** *CBC 2016* **11B-604.8.1.2** **Mitigated:** ○ YES ◉ NO	1	JOB	$300	**$300**
						
		Priority 3 ***Severity*** 3				

Item no., Rm no. and Name	Existing Architectural Barrier and Proposed Solution	Codes / Mitigation Info	Qty	Unit	Cost	Total
368	**Wheelchair Clearance** • *As-Built Description:* Clear passage width (except doorways) from rest room entry to accessible water closet compartment less than 36" (CA only: 44" wide). • *As-Built:* **40" wide** • *Proposed Solution:* Modify facility passage to be min. 44" wide. Demolish existing partition and replace.	*PCODE* **WC02A** *ADAAG 91* **4.3.3** *ADA 2010* **403.5.1** *CBC 2007* **1115B.3.2.4** *CBC 2016* **11B-403.5.1** **Mitigated:** ○ YES ◉ NO	5	LF	$510	**$2,550**



Priority 3 *Severity* 2

Item no., Rm no. and Name	Existing Architectural Barrier and Proposed Solution	Codes / Mitigation Info	Qty	Unit	Cost	Total

4 City Council Chamber

☐ Staff Only

Assistive Listening

373

- *As-Built Description:*

No portable assistive listening system provided for small meeting room.

- *Proposed Solution:*

Share existing portable assistive listening system from other facility.

PCODE **GI01E**
ADAAG 91 **4.1.3(19)(b) &**
ADA 2010 **4.33.7**
219.1 & 706.1
CBC 2007 **1104B.2**
CBC 2016 **11B-219.1 & 11B -706.1**

Mitigated:

○ YES
◉ NO

REF



Priority 2 *Severity* 3

Assistive Listening

372

- *As-Built Description:*

No signs at the building or assembly area entrance to notify patrons that an assistive listening system is available.

- *Proposed Solution:*

Provide assistive listening signage.

PCODE **GI02**
ADAAG 91 **4.1.3(19)(b)**
ADA 2010 **703.7.2.4**
CBC 2007 **1104B.2.4**
CBC 2016 **11B-703.7.2.4**

Mitigated:

○ YES
◉ NO

1 JOB $300 **$300**



Priority 2 *Severity* 3

Clear Width

380

- *As-Built Description:*

Concrete ramp: Width (between handrails) less than 36" min. (CA only: 48" min.)

- *As-Built:* **42" wide**
- *Proposed Solution:*

Modify ramp width to minimum 48" wide.

PCODE **EB10**
ADAAG 91 **4.8.3**
ADA 2010 **405.5**
CBC 2007 **1133B.5.2**
CBC 2016 **11B-405.5**

Mitigated:

○ YES
◉ NO

5 LF $225 **$1,125**



Priority 2 *Severity* 4

Item no., Rm no. and Name	Existing Architectural Barrier and Proposed Solution	Codes / Mitigation Info	Qty	Unit	Cost	Total

Door

371

- *As-Built Description:*

Vision Light at door that permits viewing, does not have bottom of at least one glazed panel located 43 inches maximum above the finish floor. (Exception: More than 66" above finished floor.)

- *As-Built:* **48" high**
- *Proposed Solution:*

Provide new door with vision panel at 43" max.

PCODE **ID06C**
ADA 2010 **404.2.11**
CBC 2016 **11B-404.2.11**

Mitigated:
○ YES
◉ NO

5 JOB $7,500 **$37,500**



Priority 2 *Severity* 3

Door Swing

375

- *As-Built Description:*

Front approach: At push side, door does not have clear and level maneuvering space measuring door width x 48" (door width plus 12" if door has both, latch and closer).

- *As-Built:* **10" deep frame**
- *Proposed Solution:*

Provide relocated new door and frame; remodel walls as needed.

- ***Notes:***

Center door frame in wall

PCODE **ID24B**
ADAAG 91 **Fig. 25(a)**
ADA 2010 **404.2.4**
CBC 2007 **11B-26A(a)**
CBC 2016 **11B-404.2.4**

Mitigated:
○ YES
◉ NO

2 JOB $7,800 **$15,600**



Priority 2 *Severity* 4

Handrails

381

- *As-Built Description:*

Handrail not provided at stairs or ramp, required on both sides (not required at curb ramps or adjacent to seating areas).

- *Proposed Solution:*

Provide new handrail for each side including extensions.

PCODE **ED01**
ADAAG 91 **4.8.5 & 4.9.4**
ADA 2010 **505.2**
CBC 2007 **1133B.4.1.1**
CBC 2016 **& .5.5**
11B-505.2

Mitigated:
○ YES
◉ NO

10 LF $285 **$2,850**



Priority 2 *Severity* 2

Item no., Rm no. and Name	Existing Architectural Barrier and Proposed Solution	Codes / Mitigation Info	Qty	Unit	Cost	Total
	Handrails					
382	• *As-Built Description:* Handrail not provided at stairs or ramp, required on both sides (not required at curb ramps or adjacent to seating areas). • *Proposed Solution:* Provide new handrail for each side including extensions.	*PCODE* **ED01** *ADAAG 91* **4.8.5 & 4.9.4** *ADA 2010* **505.2** *CBC 2007* **1133B.4.1.1** *CBC 2016* **& .5.5 11B-505.2** **Mitigated:** ○ YES ◉ NO	4	LF	$285	**$1,140**
	Protrusion Limits					
377	• *As-Built Description:* Protruding objects more than 4" from wall, when bottom of object more than 27" or less than 80" above finished floor. • *As-Built:* **TV protrudes 8" at 60" high** • *Proposed Solution:* Provide cane-detectable railing to mark area of low clearance.	*PCODE* **EG04A** *ADAAG 91* **4.4.1** *ADA 2010* **307.2** *CBC 2007* **1133B.8.6.1** *CBC 2016* **11B-307.2** **Mitigated:** ○ YES ◉ NO	6	LF	$300	**$1,800**
	Public Participation Counter					
374	• *As-Built Description:* Speaker podium is not accessible. Upper edge of podium is more than 34" above the finished floor, and knee space is less than 27" high, 30" wide, and 19" deep. • *Proposed Solution:* Provide additional, integrated, and accessible speaker podium.	*PCODE* **GB02A** *ADAAG 91* **4.32.3** *ADA 2010* **902.3** *CBC 2007* **1122B.3** *CBC 2016* **11B-902.3** **Mitigated:** ○ YES ◉ NO	1	JOB	$6,000	**$6,000**



Priority 2 *Severity* 2



Priority 2 *Severity* 3



Priority 2 *Severity* 4

Item no., Rm no. and Name	Existing Architectural Barrier and Proposed Solution	Codes / Mitigation Info	Qty	Unit	Cost	Total
	Reach Range					
378	• *As-Built Description:* Reach height to control or access point, exceeds 48" or is less than 15". • *As-Built:* **67" to microwave** • *Proposed Solution:* Modify equipment or mounting.	*PCODE* **IE01** *ADAAG 91* **4.2.5** *ADA 2010* **308.2.1** *CBC 2007* **1118B.5** *CBC 2016* **11B-308.2.1** **Mitigated:** ○ YES ◉ NO	1	JOB	$300	**$300**
	Slope					
379	• *As-Built Description:* Slope greater than 1:12 (8.3%). • *As-Built:* **9.3%** • *Proposed Solution:* Demolish existing and provide new ramp with handrails.	*PCODE* **EB02** *ADAAG 91* **4.8.2** *ADA 2010* **405.2** *CBC 2007* **1133B.5.3** *CBC 2016* **11B-405.2** **Mitigated:** ○ YES ◉ NO	20	SF	$300	**$6,000**



Priority 2 *Severity* 1



Priority 2 *Severity* 4

Item no., Rm no. and Name	Existing Architectural Barrier and Proposed Solution	Codes / Mitigation Info	Qty	Unit	Cost	Total

5 Services Area

☐ Staff Only

Doormat

389

- *As-Built Description:*

Doormat hinders access to disabled persons.

- *Proposed Solution:*

Provide new doormat; recess or attach at edges.

PCODE **ID05**
ADAAG 91 **4.5.3**
ADA 2010 **302.2**
CBC 2007 **1124B.3**
CBC 2016 **11B-302.2**

Mitigated:

○ YES
◉ NO

1 JOB $1,500 **$1,500**



Priority 2 *Severity* 3

Public Counter

385

- *As-Built Description:*

Service counter (stand-up): Accessible section min. 36" length and 36" max. height (in CA: 28" to 34" high) not provided.

- *As-Built:* **40" high**
- *Proposed Solution:*

Retrofit existing counter to provide accessible section.
Interim solution: Provide auxiliary counter, table, or clipboard.

- ***Notes:***

Located at Finance/Utilities.

PCODE **IN03**
ADAAG 91 **7.2(2)**
ADA 2010 **904.4**
CBC 2007 **1122B.4**
CBC 2016 **11B-904.4**

Mitigated:

○ YES
◉ NO

1 JOB $6,000 **$6,000**



Priority 2 *Severity* 3

Reach Range

384

- *As-Built Description:*

Reach height to control or access point, exceeds 48" or is less than 15".

- *As-Built:* **68" high**
- *Proposed Solution:*

Modify equipment or mounting.

PCODE **IE01**
ADAAG 91 **4.2.5**
ADA 2010 **308.2.1**
CBC 2007 **1118B.5**
CBC 2016 **11B-308.2.1**

Mitigated:

○ YES
◉ NO

1 JOB $300 **$300**



Priority 2 *Severity* 1

Item no., Rm no. and Name	Existing Architectural Barrier and Proposed Solution	Codes / Mitigation Info	Qty	Unit	Cost	Total
387	**Reach Range** • *As-Built Description:* Reach height to control or access point, exceeds 48" or is less than 15". • *As-Built:* **56" high** • *Proposed Solution:* Modify equipment or mounting.	*PCODE* **IE01** *ADAAG 91* **4.2.5** *ADA 2010* **308.2.1** *CBC 2007* **1118B.5** *CBC 2016* **11B-308.2.1** **Mitigated:** ○ YES ◉ NO	1	JOB	$300	**$300**



Priority 2 *Severity* 3

Item no., Rm no. and Name	Existing Architectural Barrier and Proposed Solution	Codes / Mitigation Info	Qty	Unit	Cost	Total
388	**Reach Range** • *As-Built Description:* Reach height to control or access point, exceeds 48" or is less than 15". • *As-Built:* **68" high** • *Proposed Solution:* Modify equipment or mounting.	*PCODE* **IE01** *ADAAG 91* **4.2.5** *ADA 2010* **308.2.1** *CBC 2007* **1118B.5** *CBC 2016* **11B-308.2.1** **Mitigated:** ○ YES ◉ NO	1	JOB	$300	**$300**



Priority 2 *Severity* 1

Item no., Rm no. and Name	Existing Architectural Barrier and Proposed Solution	Codes / Mitigation Info	Qty	Unit	Cost	Total

6 Finance Staff Area

☐ Staff Only

Door

391

- *As-Built Description:*

Vision Light at door that permits viewing, does not have bottom of at least one glazed panel located 43 inches maximum above the finish floor. (Exception: More than 66" above finished floor.)

- *As-Built:* **48" high**
- *Proposed Solution:*

Provide new door with vision panel at 43" max.

PCODE **ID06C**
ADA 2010 **404.2.11**
CBC 2016 **11B-404.2.11**

Mitigated:
○ YES
● NO

1 JOB $7,500 **$7,500**



Priority 4 *Severity* 3

Door Swing

392

- *As-Built Description:*

Latch approach: At push side, door does not have clear and level maneuvering space measuring door width plus 24" (starting at hinge) x 42", or 48" if door has closer.

- *As-Built:* **44" from face of door to wall**
- *Proposed Solution:*

Change door swing.

- ***Notes:***

The door provides a closer therefore 48" landing is required.

PCODE **ID28**
ADAAG 91 **Fig. 25(c)**
ADA 2010 **404.2.4**
CBC 2007 **11B-26A(c)**
CBC 2016 **11B-404.2.4**

Mitigated:
○ YES
● NO

1 JOB $1,500 **$1,500**



Priority 4 *Severity* 4

Signage

393

- *As-Built Description:*

Braille symbols: dots are not 1/10" on centers in each cell with 2/10" space between cells.

- *As-Built:* **Not CA Braille**
- *Proposed Solution:*

CA only - Provide new compliant signage including Contracted Grade 2 Braille with Title 24 spacing requirements - 1/10" on center dots with 2/10" space between cells.

PCODE **SA07C**
CBC 2007 **1117B.5.6**
CBC 2016 **11B-703.3**

Mitigated:
○ YES
● NO

1 JOB $450 **$450**



Priority 4 *Severity* 3

Item no., Rm no. and Name	Existing Architectural Barrier and Proposed Solution	Codes / Mitigation Info	Qty	Unit	Cost	Total

7 Hallway

☐ Staff Only

Door

394

- *As-Built Description:*

Vision Light at door that permits viewing, does not have bottom of at least one glazed panel located 43 inches maximum above the finish floor. (Exception: More than 66" above finished floor.)

- *As-Built:* **48" high**
- *Proposed Solution:*

Provide new door with vision panel at 43" max.

PCODE **ID06C**
ADA 2010 **404.2.11**
CBC 2016 **11B-404.2.11**

Mitigated:

○ YES
◉ NO

4 JOB $7,500 **$30,000**



Priority 1 *Severity* 3

Door Swing

395

- *As-Built Description:*

Front approach: At pull side, door does not have clear and level maneuvering space measuring door width plus 18" x 60". (24" x 60" at exterior doors).

- *As-Built:* **47" from face of door to wall**
- *Proposed Solution:*

Provide power door operator.

PCODE **ID23C**
ADAAG 91 **Fig. 25(a)**
ADA 2010 **404.2.4**
CBC 2007 **11B-26A(a)**
CBC 2016 **11B-404.2.4**

Mitigated:

○ YES
◉ NO

1 JOB $15,000 **$15,000**



Priority 1 *Severity* 3

Item no., Rm no. and Name	Existing Architectural Barrier and Proposed Solution	Codes / Mitigation Info	Qty	Unit	Cost	Total

8 Conference Room ☐ Staff Only

Assistive Listening

396

- *As-Built Description:*

No portable assistive listening system provided for small meeting room.

- *Proposed Solution:*

Share existing portable assistive listening system from other facility.

PCODE **GI01E**
ADAAG 91 **4.1.3(19)(b) &**
ADA 2010 **4.33.7**
219.1 & 706.1
CBC 2007 **1104B.2**
CBC 2016 **11B-219.1 & 11B -706.1**

Mitigated:
○ YES
◉ NO

REF



Priority 2 *Severity* 3

Assistive Listening

397

- *As-Built Description:*

No portable assistive listening system provided for small meeting room.

- *Proposed Solution:*

Share existing portable assistive listening system from other facility.

PCODE **GI01E**
ADAAG 91 **4.1.3(19)(b) &**
ADA 2010 **4.33.7**
219.1 & 706.1
CBC 2007 **1104B.2**
CBC 2016 **11B-219.1 & 11B -706.1**

Mitigated:
○ YES
◉ NO

REF



Priority 2 *Severity* 3

Protrusion Limits

398

- *As-Built Description:*

Protruding objects more than 4" from wall, when bottom of object more than 27" or less than 80" above finished floor.

- *As-Built:* **Television protrudes 12" at 70" high**
- *Proposed Solution:*

Provide cane-detectable railing to mark area of low clearance.

PCODE **EG04A**
ADAAG 91 **4.4.1**
ADA 2010 **307.2**
CBC 2007 **1133B.8.6.1**
CBC 2016 **11B-307.2**

Mitigated:
○ YES
◉ NO

4 LF $300 **$1,200**



Priority 2 *Severity* 1

Item no., Rm no. and Name	Existing Architectural Barrier and Proposed Solution	Codes / Mitigation Info	Qty	Unit	Cost	Total
	Reach Range					
399	• *As-Built Description:* Reach height to control or access point, exceeds 48" or is less than 15". • *As-Built:* **60" high** • *Proposed Solution:* Modify equipment or mounting.	*PCODE* **IE01** *ADAAG 91* **4.2.5** *ADA 2010* **308.2.1** *CBC 2007* **1118B.5** *CBC 2016* **11B-308.2.1** **Mitigated:** ○ YES ◉ NO	1	JOB	$300	**$300**



Priority 2 *Severity* 2

Item no., Rm no. and Name	Existing Architectural Barrier and Proposed Solution	Codes / Mitigation Info	Qty	Unit	Cost	Total

9 Typical Staff Office

☐ Staff Only

Door Swing

400

- *As-Built Description:*

Front approach: At pull side, door does not have clear and level maneuvering space measuring door width plus 18" x 60". (24" x 60" at exterior doors).

- *Proposed Solution:*

Remove or relocate furniture or storage items.

PCODE **ID23A**
ADAAG 91 **Fig. 25(a)**
ADA 2010 **404.2.4**
CBC 2007 **11B-26A(a)**
CBC 2016 **11B-404.2.4**

Mitigated:

○ YES
◉ NO

1 JOB $150 **$150**



Priority 4 *Severity* 3

Item no., Rm no. and Name	Existing Architectural Barrier and Proposed Solution	Codes / Mitigation Info	Qty	Unit	Cost	Total

10 Staff Work Room ☐ Staff Only

Door Swing

403

- *As-Built Description:*

Front approach: At pull side, door does not have clear and level maneuvering space measuring door width plus 18" x 60". (24" x 60" at exterior doors).

- *Proposed Solution:*

Remove or relocate furniture or storage items.

PCODE **ID23A**
ADAAG 91 **Fig. 25(a)**
ADA 2010 **404.2.4**
CBC 2007 **11B-26A(a)**
CBC 2016 **11B-404.2.4**

Mitigated:

○ YES
◉ NO

1 JOB $150 **$150**



Priority 4 *Severity* 2

Reach Range

402

- *As-Built Description:*

Reach height to control or access point, exceeds 48" or is less than 15".

- *As-Built:* **65" high**
- *Proposed Solution:*

Modify equipment or mounting.

PCODE **IE01**
ADAAG 91 **4.2.5**
ADA 2010 **308.2.1**
CBC 2007 **1118B.5**
CBC 2016 **11B-308.2.1**

Mitigated:

○ YES
◉ NO

1 JOB $300 **$300**



Priority 4 *Severity* 2

Item no., Rm no. and Name	Existing Architectural Barrier and Proposed Solution	Codes / Mitigation Info	Qty	Unit	Cost	Total

11 Hallway

☐ Staff Only

Door

405

- *As-Built Description:*

Vision Light at door that permits viewing, does not have bottom of at least one glazed panel located 43 inches maximum above the finish floor. (Exception: More than 66" above finished floor.)

- *As-Built:* **48" high**
- *Proposed Solution:*

Provide new door with vision panel at 43" max.

PCODE **ID06C**

ADA 2010 **404.2.11**

CBC 2016 **11B-404.2.11**

Mitigated:

○ YES

◉ NO

1 JOB $7,500 **$7,500**



Priority 1 *Severity* 3

Item no., Rm no. and Name	Existing Architectural Barrier and Proposed Solution	Codes / Mitigation Info	Qty	Unit	Cost	Total

12 All Gender Restroom

☐ Staff Only

Accessories

408

- *As-Built Description:*

Toilet paper dispenser less than 15" (CA: 19") or more than 48" above floor or not within 7" to 9" from front of water closet (Note: CA pre-2010 is allowed within 12" from front of water closet).

- *As-Built:* **16" high, 12" o.c.**
- *Proposed Solution:*

Relocate or provide new toilet paper dispenser.

PCODE **WG02**
ADAAG 91 **4.16.6**
ADA 2010 **604.7**
CBC 2007 **1115B.8.4**
CBC 2016 **11B-604.7**

Mitigated:
○ YES
◉ NO

1 JOB $225 **$225**



Priority 3 *Severity* 3

Signage

407

- *As-Built Description:*

Entrance to toilet or bathing facility not identified with ADAAG compliant signage.

- *As-Built:* **No Braille**
- *Proposed Solution:*

Provide ADA compliant sign mounted at 48" min. above to baseline of the lowest Braille cells and 60" max. to baseline of the highest line of raised characters on nearest adjacent wall, on latch side of a single door (located not to cause a Braille reader to stand within the door swing).

PCODE **SA11A**
ADAAG 91 **4.1.3(16)(a)**
ADA 2010 **216.8**
CBC 2016 **11B-216.8**

Mitigated:
○ YES
◉ NO

1 JOB $270 **$270**



Priority 3 *Severity* 3

Signage

406

- *As-Built Description:*

Required in CA only: identification symbol centered 58" to 60" high on sanitary facility door that contrasts with the door not provided (women: 12" ø circle, men: 12" triangle, unisex: combined symbol).

- *As-Built:* **No Contrast**
- *Proposed Solution:*

Provide a sign where the triangle contrasts with the circle and the circle contrasts with the door.

PCODE **SA15**
CBC 2007 **1115B.6**
CBC 2016 **11B-703.7.2.6**

Mitigated:
○ YES
◉ NO

1 JOB $270 **$270**



Priority 3 *Severity* 3

Item no., Rm no. and Name	Existing Architectural Barrier and Proposed Solution	Codes / Mitigation Info	Qty	Unit	Cost	Total

13 Lobby and Hallway

☐ Staff Only

Door

411

- *As-Built Description:*

Vision Light at door that permits viewing, does not have bottom of at least one glazed panel located 43 inches maximum above the finish floor. (Exception: More than 66" above finished floor.)

- *As-Built:* **45" high**
- *Proposed Solution:*

Provide new door with vision panel at 43" max.

PCODE **ID06C**
ADA 2010 **404.2.11**
CBC 2016 **11B-404.2.11**

Mitigated:
○ YES
◉ NO

4 JOB $7,500 **$30,000**



Priority 1 *Severity* 4

Door Swing

409

- *As-Built Description:*

Front approach: At pull side, door does not have clear and level maneuvering space measuring door width plus 18" x 60". (24" x 60" at exterior doors).

- *As-Built:* **Door width plus 17.5" to wall**
- *Proposed Solution:*

Provide relocated new door and frame; remodel walls as needed.

PCODE **ID23B**
ADAAG 91 **Fig. 25(a)**
ADA 2010 **404.2.4**
CBC 2007 **11B-26A(a)**
CBC 2016 **11B-404.2.4**

Mitigated:
○ YES
◉ NO

1 JOB $7,800 **$7,800**



Priority 1 *Severity* 4

Public Counter

410

- *As-Built Description:*

Service counter (stand-up): Accessible section min. 36" length and 36" max. height (in CA: 28" to 34" high) not provided.

- *Proposed Solution:*

Retrofit existing counter to provide accessible section.
Interim solution: Provide auxiliary counter, table, or clipboard.

PCODE **IN03**
ADAAG 91 **7.2(2)**
ADA 2010 **904.4**
CBC 2007 **1122B.4**
CBC 2016 **11B-904.4**

Mitigated:
○ YES
◉ NO

1 JOB $6,000 **$6,000**



Priority 1 *Severity* 3

Item no., Rm no. and Name	Existing Architectural Barrier and Proposed Solution	Codes / Mitigation Info	Qty	Unit	Cost	Total

14 Conference Room

☐ Staff Only

Assistive Listening

413

- *As-Built Description:*

No portable assistive listening system provided for small meeting room.

- *Proposed Solution:*

Share existing portable assistive listening system from other facility.

PCODE **GI01E**
ADAAG 91 **4.1.3(19)(b) &**
ADA 2010 **4.33.7**
219.1 & 706.1
CBC 2007 **1104B.2**
CBC 2016 **11B-219.1 & 11B -706.1**

Mitigated:

○ YES
◉ NO

REF



Priority 2 *Severity* 3

Assistive Listening

412

- *As-Built Description:*

No signs at the building or assembly area entrance to notify patrons that an assistive listening system is available.

- *Proposed Solution:*

Provide assistive listening signage.

PCODE **GI02**
ADAAG 91 **4.1.3(19)(b)**
ADA 2010 **703.7.2.4**
CBC 2007 **1104B.2.4**
CBC 2016 **11B-703.7.2.4**

Mitigated:

○ YES
◉ NO

1 JOB $300 **$300**



Priority 2 *Severity* 3

Protrusion Limits

415

- *As-Built Description:*

Protruding objects more than 4" from wall, when bottom of object more than 27" or less than 80" above finished floor.

- *As-Built:* **Television protrudes 12" at 65" high**
- *Proposed Solution:*

Provide cane-detectable railing to mark area of low clearance.

PCODE **EG04A**
ADAAG 91 **4.4.1**
ADA 2010 **307.2**
CBC 2007 **1133B.8.6.1**
CBC 2016 **11B-307.2**

Mitigated:

○ YES
◉ NO

4 LF $300 **$1,200**



Priority 2 *Severity* 1

Item no., Rm no. and Name	Existing Architectural Barrier and Proposed Solution	Codes / Mitigation Info	Qty	Unit	Cost	Total
414	**Reach Range** • *As-Built Description:* Reach height to control or access point, exceeds 48" or is less than 15". • *As-Built:* **60" high** • *Proposed Solution:* Modify equipment or mounting.	*PCODE* **IE01** *ADAAG 91* **4.2.5** *ADA 2010* **308.2.1** *CBC 2007* **1118B.5** *CBC 2016* **11B-308.2.1** **Mitigated:** ○ YES ◉ NO	1	JOB	$300	**$300**



Priority 2 *Severity* 2

Item no., Rm no. and Name	Existing Architectural Barrier and Proposed Solution	Codes / Mitigation Info	Qty	Unit	Cost	Total

15 Typical Staff Office

☐ Staff Only

Door Swing

416

- *As-Built Description:*

Front approach: At pull side, door does not have clear and level maneuvering space measuring door width plus 18" x 60". (24" x 60" at exterior doors).

- *As-Built:* **56" from face of door to wall**
- *Proposed Solution:*

Change door swing.

- ***Notes:***

Department of admin services office.

PCODE **ID23**
ADAAG 91 **Fig. 25(a)**
ADA 2010 **404.2.4**
CBC 2007 **11B-26A(a)**
CBC 2016 **11B-404.2.4**

Mitigated:

○ YES
◉ NO

1 JOB $1,500 **$1,500**



Priority 4 *Severity* 4

Non-Fixed Desk

417

- *As-Built Description:*

Accessible non-fixed table or desk (top 28" to 34" high; knee space at least 27" high x 19" deep x 30" wide) not provided.

- *Proposed Solution:*

Provide table or desk with accessible dimensions when purchasing new furniture.

- ***Notes:***

No knee clearance provided if used as work surface. Provide policy that conference rooms are used for work surfaces.

PCODE **IN02A**
ADAAG 91 **4.32.3 & .4**
ADA 2010 **306.1**
CBC 2007 **1122B.3 & 4**
CBC 2016 **11B-306.1 & 11B -902.3**

Mitigated:

○ YES
◉ NO

1 JOB $4,800 **$4,800**



Priority 4 *Severity* 2

Item no., Rm no. and Name	Existing Architectural Barrier and Proposed Solution	Codes / Mitigation Info	Qty	Unit	Cost	Total

16 Staff Break Room ☐ Staff Only

Door

418

- *As-Built Description:*

Vision Light at door that permits viewing, does not have bottom of at least one glazed panel located 43 inches maximum above the finish floor. (Exception: More than 66" above finished floor.)

- *As-Built:* **48" high**
- *Proposed Solution:*

Provide new door with vision panel at 43" max.

PCODE **ID06C**
ADA 2010 **404.2.11**
CBC 2016 **11B-404.2.11**

Mitigated:
○ YES
◉ NO

1 JOB $7,500 **$7,500**



Priority 4 *Severity* 3

Doormat

423

- *As-Built Description:*

Doormat hinders access to disabled persons.

- *Proposed Solution:*

Provide new doormat; recess or attach at edges.

PCODE **ID05**
ADADAG 91 **4.5.3**
ADA 2010 **302.2**
CBC 2007 **1124B.3**
CBC 2016 **11B-302.2**

Mitigated:
○ YES
◉ NO

1 JOB $1,500 **$1,500**



Priority 4 *Severity* 3

Non-Fixed Desk

419

- *As-Built Description:*

Accessible non-fixed table or desk (top 28" to 34" high; knee space at least 27" high x 19" deep x 30" wide) not provided.

- *Proposed Solution:*

Provide table or desk with accessible dimensions when purchasing new furniture.

- ***Notes:***

10 seats, no accessible provided.

PCODE **IN02A**
ADADAG 91 **4.32.3 & .4**
ADA 2010 **306.1**
CBC 2007 **1122B.3 & 4**
CBC 2016 **11B-306.1 & 11B -902.3**

Mitigated:
○ YES
◉ NO

1 JOB $4,800 **$4,800**



Priority 4 *Severity* 2

Item no., Rm no. and Name	Existing Architectural Barrier and Proposed Solution	Codes / Mitigation Info	Qty	Unit	Cost	Total

Non-Fixed Desk

424

- *As-Built Description:*

Accessible non-fixed table or desk (top 28" to 34" high; knee space at least 27" high x 19" deep x 30" wide) not provided.

- *Proposed Solution:*

Provide table or desk with accessible dimensions when purchasing new furniture.

- ***Notes:***

16 seats, no accessible provided.

PCODE **IN02A**
ADAAG 91 **4.32.3 & .4**
ADA 2010 **306.1**
CBC 2007 **1122B.3 & 4**
CBC 2016 **11B-306.1 & 11B -902.3**

Mitigated:

○ YES
◉ NO

1 JOB $4,800 **$4,800**



Priority 4 *Severity* 2

Public Counter

422

- *As-Built Description:*

Service counter (stand-up): Accessible section min. 36" length and 36" max. height (in CA: 28" to 34" high) not provided.

- *As-Built:* **36" high counter**
- *Proposed Solution:*

Retrofit existing counter to provide accessible section.
Interim solution: Provide auxiliary counter, table, or clipboard.

PCODE **IN03**
ADAAG 91 **7.2(2)**
ADA 2010 **904.4**
CBC 2007 **1122B.4**
CBC 2016 **11B-904.4**

Mitigated:

○ YES
◉ NO

1 JOB $6,000 **$6,000**



Priority 4 *Severity* 4

Sink

421

- *As-Built Description:*

Sink does not have knee space min. 27" high x 19" deep x 30" wide.

- *As-Built:* **No knee clearance**
- *Proposed Solution:*

Remodel sink cabinet.

PCODE **IN06A**
ADAAG 91 **4.24.3**
ADA 2010 **606.2**
CBC 2007 **1115B.4.7.1**
CBC 2016 **11B-606.2**

Mitigated:

○ YES
◉ NO

1 JOB $5,250 **$5,250**



Priority 4 *Severity* 2

Item no., Rm no. and Name	Existing Architectural Barrier and Proposed Solution	Codes / Mitigation Info	Qty	Unit	Cost	Total
420	**Vending Machine** • *As-Built Description:* Vending machine coin slot or dispensing outlet, more than 48" above the floor. • *As-Built:* **52" high** • *Proposed Solution:* Advise vendor/leasing company to provide accessible vending machine with highest operable part at 48" max.	*PCODE* **IL02** *ADAAG 91* **4.2.5** *ADA 2010* **308.2.1** *CBC 2007* **1126B** *CBC 2016* **11B-308.2.1** **Mitigated:** ○ YES ● NO	2	REF		



Priority 4 *Severity* 4

Item no., Rm no. and Name	Existing Architectural Barrier and Proposed Solution	Codes / Mitigation Info	Qty	Unit	Cost	Total

17 Hallway

☐ Staff Only

Door

425

- *As-Built Description:*

Vision Light at door that permits viewing, does not have bottom of at least one glazed panel located 43 inches maximum above the finish floor. (Exception: More than 66" above finished floor.)

- *Proposed Solution:*

Provide new door with vision panel at 43" max.

PCODE **ID06C**
ADA 2010 **404.2.11**
CBC 2016 **11B-404.2.11**

Mitigated:

○ YES
◉ NO

3 JOB $7,500 **$22,500**



Priority 1 *Severity* 3

Door Swing

426

- *As-Built Description:*

Front approach: At push side, door does not have clear and level maneuvering space measuring door width x 48" (door width plus 12" if door has both, latch and closer).

- *As-Built:* **Door width plus 10" to wall**
- *Proposed Solution:*

Provide door operator or remove closer or latch

PCODE **ID24C**
ADAAG 91 **Fig. 25(a)**
ADA 2010 **404.2.4**
CBC 2007 **11B-26A(a)**
CBC 2016 **11B-404.2.4**

Mitigated:

○ YES
◉ NO

1 JOB $15,000 **$15,000**



Priority 1 *Severity* 4

Item no., Rm no. and Name	Existing Architectural Barrier and Proposed Solution	Codes / Mitigation Info	Qty	Unit	Cost	Total

18 Men's Restroom ☐ Staff Only

Accessories

432

- *As-Built Description:*

Toilet paper dispenser less than 15" (CA: 19") or more than 48" above floor or not within 7" to 9" from front of water closet (Note: CA pre-2010 is allowed within 12" from front of water closet).

- *As-Built:* **16" high, 12" o.c.**
- *Proposed Solution:*

Relocate or provide new toilet paper dispenser.

PCODE **WG02**
ADAAG 91 **4.16.6**
ADA 2010 **604.7**
CBC 2007 **1115B.8.4**
CBC 2016 **11B-604.7**

Mitigated:
○ YES
◉ NO

1 JOB $225 **$225**



Priority 3 *Severity* 3

General Note

427

- *As-Built Description:*

Refer to notes for observation and recommendation.

- *Proposed Solution:*

Change signage to depict all gender.

- ***Notes:***

Single serve restrooms must be changed to all gender restrooms.

PCODE **GN01**
CBC 2016 **11B-216.8**

Mitigated:
○ YES
◉ NO

REF



Priority 3 *Severity* 4

Lavatory

429

- *As-Built Description:*

Clear floor space, 30" x 48" in front of fixture, extending 19" max. under the lavatory, not provided (CA only: Less than 18" from side wall to centerline of lavatory).

- *As-Built:* **17.5" o.c.**
- *Proposed Solution:*

Provide new accessible lavatory. Remodel restroom as needed.

PCODE **WD01**
ADAAG 91 **4.19.3**
ADA 2010 **606.2**
CBC 2007 **1115B.4.3**
CBC 2016 **11B-606.2, 11B -606.6**

Mitigated:
○ YES
◉ NO

1 JOB $10,200 **$10,200**



Priority 3 *Severity* 2

Item no., Rm no. and Name	Existing Architectural Barrier and Proposed Solution	Codes / Mitigation Info	Qty	Unit	Cost	Total
	Signage					
428	• *As-Built Description:* Braille symbols: dots are not 1/10" on centers in each cell with 2/10" space between cells. • *As-Built:* **No Braille** • *Proposed Solution:* CA only - Provide new compliant signage including Contracted Grade 2 Braille with Title 24 spacing requirements - 1/10" on center dots with 2/10" space between cells.	*PCODE* **SA07CREF** *CBC 2007* **1117B.5.6** *CBC 2016* **11B-703.3** **Mitigated:** ○ YES ◉ NO			REF	
	Toilet Stall					
430	• *As-Built Description:* Toilet stall less than 60" wide. • *As-Built:* **58.5" wide** • *Proposed Solution:* Provide new accessible stall.	*PCODE* **WB06** *ADAAG 91* **4.17.3** *ADA 2010* **604.8.1.1** *CBC 2007* **1115B.3.1.4.1** *CBC 2016* **11B-604.8.1.1** **Mitigated:** ○ YES ◉ NO	1	JOB	$4,500	**$4,500**
	Water Closet					
431	• *As-Built Description:* Water closet not 16"-18" (CA: 17"-18") from near side wall to center line of water closet (2010 ADAAG: 16"-18"). • *As-Built:* **18.5" o.c.** • *Proposed Solution:* Relocate existing water closet and plumbing, remount with offset closet flange to provide 18" max. from side wall.	*PCODE* **WB02C** *ADAAG 91* **Fig. 28** *ADA 2010* **604.2** *CBC 2007* **1115B.4.1.1** *CBC 2016* **11B-604.2** **Mitigated:** ○ YES ◉ NO	1	JOB	$1,500	**$1,500**



Priority 3 *Severity* 3



Priority 3 *Severity* 4



Priority 3 *Severity* 4

Item no., Rm no. and Name	Existing Architectural Barrier and Proposed Solution	Codes / Mitigation Info	Qty	Unit	Cost	Total

19 Women's Restroom ☐ Staff Only

Accessories

436 • *As-Built Description:*

Toilet paper dispenser less than 15" (CA: 19") or more than 48" above floor or not within 7" to 9" from front of water closet (Note: CA pre-2010 is allowed within 12" from front of water closet).

• *As-Built:* **16" high, 14" o.c.**

• *Proposed Solution:*

Relocate or provide new toilet paper dispenser.

PCODE **WG02**
ADAAG 91 **4.16.6**
ADA 2010 **604.7**
CBC 2007 **1115B.8.4**
CBC 2016 **11B-604.7**

Mitigated:
○ YES
◉ NO

1 JOB $225 **$225**



Priority 3 *Severity* 2

Coat Hook

437 • *As-Built Description:*

Accessible coat hook not within reach range.

• *As-Built:* **63" high**

• *Proposed Solution:*

Adjust existing or provide new coat hook at maximum 48" height.

PCODE **WG03A**
ADAAG 91 **4.2.5**
ADA 2010 **603.4**
CBC 2007 **1118B.5**
CBC 2016 **11B-603.4**

Mitigated:
○ YES
◉ NO

1 JOB $150 **$150**



Priority 3 *Severity* 2

General Note

433 • *As-Built Description:*

Refer to notes for observation and recommendation.

• *Proposed Solution:*

Change signage to all gender signs.

• ***Notes:***

Single user toilets must be all gender.

PCODE **GN01**
CBC 2016 **11B-604.7**

Mitigated:
○ YES
◉ NO

REF



Priority 3 *Severity* 4

Item no., Rm no. and Name	Existing Architectural Barrier and Proposed Solution	Codes / Mitigation Info	Qty	Unit	Cost	Total
	Lavatory					
435	• *As-Built Description:* Clear floor space, 30" x 48" in front of fixture, extending 19" max. under the lavatory, not provided (CA only: Less than 18" from side wall to centerline of lavatory). • *As-Built:* **17.75 o.c.** • *Proposed Solution:* Provide new accessible lavatory. Remodel restroom as needed.	*PCODE* **WD01** *ADAAG 91* **4.19.3** *ADA 2010* **606.2** *CBC 2007* **1115B.4.3** *CBC 2016* **11B-606.2, 11B-606.6** **Mitigated:** ○ YES ◉ NO	1	JOB	$10,200	**$10,200**



Priority 3 *Severity* 2

	Signage					
434	• *As-Built Description:* Braille symbols: dots are not 1/10" on centers in each cell with 2/10" space between cells. • *As-Built:* **No Braille** • *Proposed Solution:* CA only - Provide new compliant signage including Contracted Grade 2 Braille with Title 24 spacing requirements - 1/10" on center dots with 2/10" space between cells.	*PCODE* **SA07CREF** *CBC 2007* **1117B.5.6** *CBC 2016* **11B-703.3** **Mitigated:** ○ YES ◉ NO	REF			



Priority 3 *Severity* 3

Item no., Rm no. and Name	Existing Architectural Barrier and Proposed Solution	Codes / Mitigation Info	Qty	Unit	Cost	Total

20 Public Training Room ☐ Staff Only

Assistive Listening

439

- *As-Built Description:*

No portable assistive listening system provided for small meeting room.

- *Proposed Solution:*

Share existing portable assistive listening system from other facility.

PCODE **GI01E**
ADAAG 91 **4.1.3(19)(b) &**
ADA 2010 **4.33.7**
219.1 & 706.1
CBC 2007 **1104B.2**
CBC 2016 **11B-219.1 & 11B -706.1**

Mitigated:
○ YES
◉ NO

REF



Priority 2 *Severity* 3

Assistive Listening

440

- *As-Built Description:*

No signs at the building or assembly area entrance to notify patrons that an assistive listening system is available.

- *Proposed Solution:*

Provide assistive listening signage.

PCODE **GI02**
ADAAG 91 **4.1.3(19)(b)**
ADA 2010 **703.7.2.4**
CBC 2007 **1104B.2.4**
CBC 2016 **11B-703.7.2.4**

Mitigated:
○ YES
◉ NO

1 JOB $300 **$300**



Priority 2 *Severity* 3

Door

438

- *As-Built Description:*

Vision Light at door that permits viewing, does not have bottom of at least one glazed panel located 43 inches maximum above the finish floor. (Exception: More than 66" above finished floor.)

- *As-Built:* **50" high**
- *Proposed Solution:*

Provide new door with vision panel at 43" max.

PCODE **ID06C**
ADA 2010 **404.2.11**
CBC 2016 **11B-404.2.11**

Mitigated:
○ YES
◉ NO

1 JOB $7,500 **$7,500**



Priority 2 *Severity* 3

Item no., Rm no. and Name	Existing Architectural Barrier and Proposed Solution	Codes / Mitigation Info	Qty	Unit	Cost	Total
441	**Doormat** • *As-Built Description:* Doormat hinders access to disabled persons. • *Proposed Solution:* Provide new doormat; recess or attach at edges.	*PCODE* **ID05** *ADAAG 91* **4.5.3** *ADA 2010* **302.2** *CBC 2007* **1124B.3** *CBC 2016* **11B-302.2** **Mitigated:** ○ YES ◉ NO	1	JOB	$1,500	**$1,500**



Priority 2 *Severity* 3

Item no., Rm no. and Name	Existing Architectural Barrier and Proposed Solution	Codes / Mitigation Info	Qty	Unit	Cost	Total

21 Gym

☐ Staff Only

Door

442 • *As-Built Description:*

Vision Light at door that permits viewing, does not have bottom of at least one glazed panel located 43 inches maximum above the finish floor. (Exception: More than 66" above finished floor.)

• *As-Built:* **50" high**

• *Proposed Solution:*

Provide new door with vision panel at 43" max.

PCODE **ID06C**
ADA 2010 **404.2.11**
CBC 2016 **11B-404.2.11**

Mitigated:
○ YES
● NO

1 JOB $7,500 **$7,500**



Priority 2 *Severity* 3

Gymnasium

444 • *As-Built Description:*

Gymnasium floor area and/or general exercise rooms not accessible.

• *Proposed Solution:*

Make gym and/or general exercise room accessible as itemized in entries below.

• ***Notes:***

No 36" wide space adjacent to each type of machine. Maintain clear space adjacent to one of each type of equipment.

PCODE **GF02**
CBC 2007 **1104B.4.3**
CBC 2016 **11B-206.2.18**

Mitigated:
○ YES
● NO

1 JOB



Priority 2 *Severity* 3

Reach Range

443 • *As-Built Description:*

Reach height to control or access point, exceeds 48" or is less than 15".

• *As-Built:* **60" high**

• *Proposed Solution:*

Modify equipment or mounting.

PCODE **IE01**
ADAAG 91 **4.2.5**
ADA 2010 **308.2.1**
CBC 2007 **1118B.5**
CBC 2016 **11B-308.2.1**

Mitigated:
○ YES
● NO

1 JOB $300 **$300**



Priority 2 *Severity* 2

Item no., Rm no. and Name	Existing Architectural Barrier and Proposed Solution	Codes / Mitigation Info	Qty	Unit	Cost	Total

22 Hallway

☐ Staff Only

Door

461

- *As-Built Description:*

Vision Light at door that permits viewing, does not have bottom of at least one glazed panel located 43 inches maximum above the finish floor. (Exception: More than 66" above finished floor.)

- *As-Built:* **50" high**
- *Proposed Solution:*

Provide new door with vision panel at 43" max.

PCODE **ID06C**
ADA 2010 **404.2.11**
CBC 2016 **11B-404.2.11**

Mitigated:
○ YES
◉ NO

3 JOB $7,500 **$22,500**



Priority 1 *Severity* 3

Door Swing

460

- *As-Built Description:*

Front approach: At push side, door does not have clear and level maneuvering space measuring door width x 48" (door width plus 12" if door has both, latch and closer).

- *Proposed Solution:*

Provide door operator or remove closer or latch

- ***Notes:***

Hall door to single serve restrooms.

PCODE **ID24C**
ADAAG 91 **Fig. 25(a)**
ADA 2010 **404.2.4**
CBC 2007 **11B-26A(a)**
CBC 2016 **11B-404.2.4**

Mitigated:
○ YES
◉ NO

1 JOB $15,000 **$15,000**



Priority 1 *Severity* 2

Drinking Fountain

462

- *As-Built Description:*

Wall- and post-mounted cantilevered units: Knee space not provided at drinking fountain (27" high, 8" deep, 30" wide from front of drinking fountain).

- *As-Built:* **Knee space: 26.5" high**
- *Proposed Solution:*

Provide new, accessible fountain.

PCODE **IA02**
ADAAG 91 **4.15.5(1)**
ADA 2010 **602.2**
CBC 2007 **1115B.4.6.2**
CBC 2016 **11B-602.2**

Mitigated:
○ YES
◉ NO

1 JOB $9,600 **$9,600**



Priority 2 *Severity* 2

Item no., Rm no. and Name	Existing Architectural Barrier and Proposed Solution	Codes / Mitigation Info	Qty	Unit	Cost	Total

23 Men's Restroom ☐ Staff Only

Accessories

450

- *As-Built Description:*

Toilet paper dispenser less than 15" (CA: 19") or more than 48" above floor or not within 7" to 9" from front of water closet (Note: CA pre-2010 is allowed within 12" from front of water closet).

- *As-Built:* **16" high**
- *Proposed Solution:*

Relocate or provide new toilet paper dispenser.

PCODE **WG02**
ADAAG 91 **4.16.6**
ADA 2010 **604.7**
CBC 2007 **1115B.8.4**
CBC 2016 **11B-604.7**

Mitigated:
○ YES
◉ NO

1 JOB $225 **$225**



Priority 3 *Severity* 3

Grab Bars

449

- *As-Built Description:*

Side grab bar less than 42" long, or located more than 12 inches max. from the rear wall, or extending less than 54" from rear wall (CA only: front end min. 24" in front of water closet).

- *As-Built:* **Exends 53" from rear wall**
- *Proposed Solution:*

Provide or relocate accessible side grab bar.

PCODE **WB07A**
ADAAG 91 **Fig. 29(b)**
ADA 2010 **604.5.1**
CBC 2007 **1115B.4.1.3.1**
CBC 2016 **11B-604.5.1**

Mitigated:
○ YES
◉ NO

1 JOB $780 **$780**



Priority 3 *Severity* 4

Lavatory

446

- *As-Built Description:*

Lavatory: Fixture rim or counter height more than 34" above floor.

- *As-Built:* **34.5" high**
- *Proposed Solution:*

Remount compliant fixture at accessible height.

PCODE **WD02A**
ADAAG 91 **4.19.2**
ADA 2010 **606.3**
CBC 2007 **1115B.4.3**
CBC 2016 **11B-606.3**

Mitigated:
○ YES
◉ NO

1 JOB $2,700 **$2,700**



Priority 3 *Severity* 4

Item no., Rm no. and Name	Existing Architectural Barrier and Proposed Solution	Codes / Mitigation Info	Qty	Unit	Cost	Total

Locker Facilities

453

- *As-Built Description:*

No section of bench provided adjacent to designated accessible locker, measuring minimum 20-24" deep, 48" wide, and 17-19" high, and fixed to a wall along the longer dimension.

- *Proposed Solution:*

Provide a new bench, fixed to a wall along the longer dimension, close to the accessible locker.

PCODE **GG03**
ADAAG 91 **4.35.4**
ADA 2010 **803.4**
CBC 2007 **1117B.8**
CBC 2016 **11B-803.4**

Mitigated:
○ YES
◉ NO

1 JOB $2,250 **$2,250**



Priority 3 *Severity* 3

Shower

452

- *As-Built Description:*

Floor surface sloped greater than 2.0% (1:48) due to drain.

- *As-Built:* **3.3%**
- *Proposed Solution:*

Remodel floor surface to compliance.

PCODE **WF06A**
ADA 2010 **608.9**
CBC 2016 **11B-608.9**

Mitigated:
○ YES
◉ NO

1 JOB $1,500 **$1,500**



Priority 3 *Severity* 4

Signage

445

- *As-Built Description:*

Braille symbols: dots are not 1/10" on centers in each cell with 2/10" space between cells.

- *As-Built:* **No Braille**
- *Proposed Solution:*

CA only - Provide new compliant signage including Contracted Grade 2 Braille with Title 24 spacing requirements - 1/10" on center dots with 2/10" space between cells.

PCODE **SA07C**
CBC 2007 **1117B.5.6**
CBC 2016 **11B-703.3**

Mitigated:
○ YES
◉ NO

1 JOB $450 **$450**



Priority 3 *Severity* 3

Item no., Rm no. and Name	Existing Architectural Barrier and Proposed Solution	Codes / Mitigation Info	Qty	Unit	Cost	Total
447	**Stall Door** • *As-Built Description:* Stall door to accessible compartment not self closing. • *Proposed Solution:* Adjust closer.	*PCODE* **WB05B** *ADAAG 91* **4.22.4** *ADA 2010* **604.8.1.2** *CBC 2007* **1115B.3.1.4.4** *CBC 2016* **11B-604.8.1.2** **Mitigated:** ○ YES ● NO	1	JOB	$75	**$75**
						
		Priority 3 *Severity* 4				
448	**Water Closet** • *As-Built Description:* Water closet not 16"-18" (CA: 17"-18") from near side wall to center line of water closet (2010 ADAAG: 16"-18"). • *As-Built:* **18.5" o.c.** • *Proposed Solution:* Relocate existing water closet and plumbing, remount with offset closet flange to provide 18" max. from side wall.	*PCODE* **WB02C** *ADAAG 91* **Fig. 28** *ADA 2010* **604.2** *CBC 2007* **1115B.4.1.1** *CBC 2016* **11B-604.2** **Mitigated:** ○ YES ● NO	1	JOB	$1,500	**$1,500**
						
		Priority 3 *Severity* 4				
451	**Wheelchair Clearance** • *As-Built Description:* Clear passage width (except doorways) from rest room entry to accessible water closet compartment less than 36" (CA only: 44" wide). • *As-Built:* **33" wide** • *Proposed Solution:* Modify facility passage to be min. 44" wide. Demolish existing partition and replace.	*PCODE* **WC02A** *ADAAG 91* **4.3.3** *ADA 2010* **403.5.1** *CBC 2007* **1115B.3.2.4** *CBC 2016* **11B-403.5.1** **Mitigated:** ○ YES ● NO	3	LF	$510	**$1,530**
						
		Priority 3 *Severity* 2				

Item no., Rm no. and Name	Existing Architectural Barrier and Proposed Solution	Codes / Mitigation Info	Qty	Unit	Cost	Total

24 Women's Restroom ☐ Staff Only

Accessories

455

- *As-Built Description:*

Toilet paper dispenser less than 15" (CA: 19") or more than 48" above floor or not within 7" to 9" from front of water closet (Note: CA pre-2010 is allowed within 12" from front of water closet).

- *As-Built:* **16" high**
- *Proposed Solution:*

Relocate or provide new toilet paper dispenser.

PCODE **WG02**
ADAAG 91 **4.16.6**
ADA 2010 **604.7**
CBC 2007 **1115B.8.4**
CBC 2016 **11B-604.7**

Mitigated:
○ YES
◉ NO

1 JOB $225 **$225**



Priority 3 *Severity* 3

Locker Facilities

459

- *As-Built Description:*

No section of bench provided adjacent to designated accessible locker, measuring minimum 20-24" deep, 48" wide, and 17-19" high, and fixed to a wall along the longer dimension.

- *Proposed Solution:*

Provide a new bench, fixed to a wall along the longer dimension, close to the accessible locker.

PCODE **GG03**
ADAAG 91 **4.35.4**
ADA 2010 **803.4**
CBC 2007 **1117B.8**
CBC 2016 **11B-803.4**

Mitigated:
○ YES
◉ NO

1 JOB $2,250 **$2,250**



Priority 3 *Severity* 3

Shower

458

- *As-Built Description:*

Floor surface sloped greater than 2.0% (1:48) due to drain.

- *As-Built:* **3.4%**
- *Proposed Solution:*

Remodel floor surface to compliance.

PCODE **WF06A**
ADA 2010 **608.9**
CBC 2016 **11B-608.9**

Mitigated:
○ YES
◉ NO

1 JOB $1,500 **$1,500**



Priority 3 *Severity* 4

Item no., Rm no. and Name	Existing Architectural Barrier and Proposed Solution	Codes / Mitigation Info	Qty	Unit	Cost	Total
	Signage					
454	• *As-Built Description:* Braille symbols: dots are not 1/10" on centers in each cell with 2/10" space between cells. • *As-Built:* **No Braille** • *Proposed Solution:* CA only - Provide new compliant signage including Contracted Grade 2 Braille with Title 24 spacing requirements - 1/10" on center dots with 2/10" space between cells.	*PCODE* **SA07C** *CBC 2007* **1117B.5.6** *CBC 2016* **11B-703.3** **Mitigated:** ○ YES ◉ NO	1	JOB	$450	**$450**



Priority 3 *Severity* 3

	Stall Door					
456	• *As-Built Description:* Stall door to accessible compartment not self closing. • *Proposed Solution:* Adjust closer.	*PCODE* **WB05B** *ADAAG 91* **4.22.4** *ADA 2010* **604.8.1.2** *CBC 2007* **1115B.3.1.4.4** *CBC 2016* **11B-604.8.1.2** **Mitigated:** ○ YES ◉ NO	1	JOB	$75	**$75**



Priority 3 *Severity* 4

	Wheelchair Clearance					
457	• *As-Built Description:* Clear passage width (except doorways) from rest room entry to accessible water closet compartment less than 36" (CA only: 44" wide). • *As-Built:* **33" wide** • *Proposed Solution:* Modify facility passage to be min. 44" wide. Demolish existing partition and replace.	*PCODE* **WC02A** *ADAAG 91* **4.3.3** *ADA 2010* **403.5.1** *CBC 2007* **1115B.3.2.4** *CBC 2016* **11B-403.5.1** **Mitigated:** ○ YES ◉ NO	3	LF	$510	**$1,530**



Priority 3 *Severity* 2

Item no., Rm no. and Name	Existing Architectural Barrier and Proposed Solution	Codes / Mitigation Info	Qty	Unit	Cost	Total

25 Victim Services

☐ Staff Only

Door

465

- *As-Built Description:*

Vision Light at door that permits viewing, does not have bottom of at least one glazed panel located 43 inches maximum above the finish floor. (Exception: More than 66" above finished floor.)

- *As-Built:* **50" high**
- *Proposed Solution:*

Provide new door with vision panel at 43" max.

PCODE **ID06C**
ADA 2010 **404.2.11**
CBC 2016 **11B-404.2.11**

Mitigated:
○ YES
◉ NO

1 JOB $7,500 **$7,500**



Priority 2 *Severity* 3

Doormat

463

- *As-Built Description:*

Doormat hinders access to disabled persons.

- *Proposed Solution:*

Provide new doormat; recess or attach at edges.

PCODE **ID05**
ADAAG 91 **4.5.3**
ADA 2010 **302.2**
CBC 2007 **1124B.3**
CBC 2016 **11B-302.2**

Mitigated:
○ YES
◉ NO

1 JOB $1,500 **$1,500**



Priority 2 *Severity* 3

Non-Fixed Desk

464

- *As-Built Description:*

Accessible non-fixed table or desk (top 28" to 34" high; knee space at least 27" high x 19" deep x 30" wide) not provided.

- *Proposed Solution:*

Provide table or desk with accessible dimensions when purchasing new furniture.

PCODE **IN02A**
ADAAG 91 **4.32.3 & .4**
ADA 2010 **306.1**
CBC 2007 **1122B.3 & 4**
CBC 2016 **11B-306.1 & 11B -902.3**

Mitigated:
○ YES
◉ NO

1 JOB $4,800 **$4,800**



Priority 2 *Severity* 2

Item no., Rm no. and Name	Existing Architectural Barrier and Proposed Solution	Codes / Mitigation Info	Qty	Unit	Cost	Total

26 Chamber of Commerce

☐ Staff Only

Non-Fixed Desk

466

- *As-Built Description:*

Accessible non-fixed table or desk (top 28" to 34" high; knee space at least 27" high x 19" deep x 30" wide) not provided.

- *Proposed Solution:*

Provide table or desk with accessible dimensions when purchasing new furniture.

- ***Notes:***

No knee clearance if used as a work surface.

PCODE **IN02A**
ADAAG 91 **4.32.3 & .4**
ADA 2010 **306.1**
CBC 2007 **1122B.3 & 4**
CBC 2016 **11B-306.1 & 11B -902.3**

Mitigated:

○ YES
◉ NO

1 JOB $4,800 **$4,800**



Priority 2 *Severity* 2

Reach Range

467

- *As-Built Description:*

Reach height to control or access point, exceeds 48" or is less than 15".

- *Proposed Solution:*

Modify equipment or mounting.

PCODE **IE01**
ADAAG 91 **4.2.5**
ADA 2010 **308.2.1**
CBC 2007 **1118B.5**
CBC 2016 **11B-308.2.1**

Mitigated:

○ YES
◉ NO

1 JOB $300 **$300**



Priority 2 *Severity* 3

Item no., Rm no. and Name	Existing Architectural Barrier and Proposed Solution	Codes / Mitigation Info	Qty	Unit	Cost	Total

27 Men's Restroom

☐ Staff Only

Lavatory

469

- *As-Built Description:*

Lavatory: Fixture rim or counter height more than 34" above floor.

- *As-Built:* **34.5" high**
- *Proposed Solution:*

Remount compliant fixture at accessible height.

PCODE **WD02A**
ADAAG 91 **4.19.2**
ADA 2010 **606.3**
CBC 2007 **1115B.4.3**
CBC 2016 **11B-606.3**

Mitigated:

○ YES
◉ NO

1 JOB $2,700 **$2,700**



Priority 3 *Severity* 4

Signage

468

- *As-Built Description:*

Braille symbols: dots are not 1/10" on centers in each cell with 2/10" space between cells.

- *As-Built:* **No Braille**
- *Proposed Solution:*

CA only - Provide new compliant signage including Contracted Grade 2 Braille with Title 24 spacing requirements - 1/10" on center dots with 2/10" space between cells.

PCODE **SA07C**
CBC 2007 **1117B.5.6**
CBC 2016 **11B-703.3**

Mitigated:

○ YES
◉ NO

1 JOB $450 **$450**



Priority 3 *Severity* 3

Item no., Rm no. and Name	Existing Architectural Barrier and Proposed Solution	Codes / Mitigation Info	Qty	Unit	Cost	Total

28 Women's Restroom

☐ Staff Only

Lavatory

471

- *As-Built Description:*

Lavatory: Fixture rim or counter height more than 34" above floor.

- *As-Built:* **34.5" high**
- *Proposed Solution:*

Remount compliant fixture at accessible height.

PCODE **WD02A**
ADAAG 91 **4.19.2**
ADA 2010 **606.3**
CBC 2007 **1115B.4.3**
CBC 2016 **11B-606.3**

Mitigated:

○ YES
◉ NO

1 JOB $2,700 **$2,700**



Priority 3 *Severity* 4

Signage

470

- *As-Built Description:*

Braille symbols: dots are not 1/10" on centers in each cell with 2/10" space between cells.

- *As-Built:* **No Braille**
- *Proposed Solution:*

CA only - Provide new compliant signage including Contracted Grade 2 Braille with Title 24 spacing requirements - 1/10" on center dots with 2/10" space between cells.

PCODE **SA07C**
CBC 2007 **1117B.5.6**
CBC 2016 **11B-703.3**

Mitigated:

○ YES
◉ NO

1 JOB $450 **$450**



Priority 3 *Severity* 3

Stall Door

473

- *As-Built Description:*

Stall door does not have accessible operating hardware (U-pulls on both sides, flip-over or sliding lock).

- *Proposed Solution:*

Provide new accessible locking hardware that does not require grasping, pinching, or twisting and U-pulls on both sides.

PCODE **WB05C**
ADAAG 91 **4.17.5**
ADA 2010 **604.8.1.2**
CBC 2007 **1115B.3.1.4.5**
CBC 2016 **11B-604.8.1.2**

Mitigated:

○ YES
◉ NO

1 JOB $300 **$300**



Priority 3 *Severity* 3

Item no., Rm no. and Name	Existing Architectural Barrier and Proposed Solution	Codes / Mitigation Info	Qty	Unit	Cost	Total
472	**Wheelchair Clearance** • *As-Built Description:* Clear passage width (except doorways) from rest room entry to accessible water closet compartment less than 36" (CA only: 44" wide). • *As-Built:* **36" wide to trash 40" to wall** • *Proposed Solution:* Modify facility passage to be min. 44" wide. Demolish existing partition and replace.	*PCODE* **WC02A** *ADAAG 91* **4.3.3** *ADA 2010* **403.5.1** *CBC 2007* **1115B.3.2.4** *CBC 2016* **11B-403.5.1** **Mitigated:** ○ YES ◉ NO	1	LF	$510	**$510**



Priority 3 *Severity* 2

Item no., Rm no. and Name	Existing Architectural Barrier and Proposed Solution	Codes / Mitigation Info	Qty	Unit	Cost	Total

29 Public Works

☐ Staff Only

Door

474

- *As-Built Description:*

Vision Light at door that permits viewing, does not have bottom of at least one glazed panel located 43 inches maximum above the finish floor. (Exception: More than 66" above finished floor.)

- *As-Built:* **50" high**
- *Proposed Solution:*

Provide new door with vision panel at 43" max.

PCODE **ID06C**
ADA 2010 **404.2.11**
CBC 2016 **11B-404.2.11**

Mitigated:
○ YES
◉ NO

2 JOB $7,500 **$15,000**



Priority 2 *Severity* 3

Drinking Fountain

475

- *As-Built Description:*

Wall- and post-mounted cantilevered units: Knee space not provided at drinking fountain (27" high, 8" deep, 30" wide from front of drinking fountain).

- *As-Built:* **Knee space: 25.5" high**
- *Proposed Solution:*

Provide new, accessible fountain.

PCODE **IA02**
ADAAG 91 **4.15.5(1)**
ADA 2010 **602.2**
CBC 2007 **1115B.4.6.2**
CBC 2016 **11B-602.2**

Mitigated:
○ YES
◉ NO

1 JOB $9,600 **$9,600**



Priority 3 *Severity* 2

Conceptual Costs for **Floor:** First Floor **$484,575.00**

Facility: **City Hall** Part: **Interior** Floor: **First Floor**

Address: **130 S 2nd Street** Year Built: **TBD**

Item no., Rm no. and Name	Existing Architectural Barrier and Proposed Solution	Codes / Mitigation Info	Qty	Unit	Cost	Total
Conceptual Costs for	**Area:** Interior					**$484,575.00**

Facility: **City Hall** Part: **Interior** Floor: **First Floor**

Address: **130 S 2nd Street** Year Built: **TBD**

Item no., Rm no. and Name	Existing Architectural Barrier and Proposed Solution	Codes / Mitigation Info	Qty	Unit	Cost	Total
Conceptual Costs for	**Facility:** City Hall					**$513,135.00**

Access Compliance Survey Report

RC Wisener Park

130 S 2nd Street

Facility #: 107

City of Chowchilla

August 2020

SSA Project #: 19025

SALLY SWANSON
ARCHITECTS, INC.



107-0-1

RC Wisener Park
Exterior- On-Site

1 — Item Number

Location:
130 S 2nd St
Chowchilla, CA
93610

Facility:
RC WISENER PARK

BARRIER LOCATION MAP

REF NORTH
N.T.S.

Prepared By:
Sally Swanson Architects
San Francisco, CA

Project #: 19025

Date: 8-27-2020

Sheet: 107-0-1

Item no., Rm no. and Name	Existing Architectural Barrier and Proposed Solution	Codes / Mitigation Info	Qty	Unit	Cost	Total

1 Accessible Parking

☐ Staff Only

Curb Ramp

165

- *As-Built Description:*

Slope greater than 1:12 (8.3%).

- *As-Built:* **8.7%**
- *Proposed Solution:*

Demolish existing and provide new curb ramp.

PCODE **EH02A**
ADAAG 91 **4.7.2**
ADA 2010 **406.1**
CBC 2007 **1127B.5.3**
CBC 2016 **11B-406.2.1**

Mitigated:

○ YES
◉ NO

1 JOB $7,500 **$7,500**



Priority 1 *Severity* 4

Curb Ramp

163

- *As-Built Description:*

Maximum slope of adjoining gutters, street surface at bottom of ramp exceeds 5% (1:20).

- *As-Built:* **6.4%**
- *Proposed Solution:*

Modify road/gutter slopes. Demolish existing and provide new curb ramp.

PCODE **EH02E**
ADAAG 91 **4.7.2**
ADA 2010 **406.2**
CBC 2007 **1127B.5.3**
CBC 2016 **11B-406.5.8**

Mitigated:

○ YES
◉ NO

1 JOB $3,750 **$3,750**



Priority 1 *Severity* 4

Curb Ramp

164

- *As-Built Description:*

Detectable warning not provided where pedestrian crosses vehicular area.

- *Proposed Solution:*

Provide detectable warning surface (i.e. in-line truncated domes) at regular curb ramp.

PCODE **EH07A**
ADAAG 91 **4.7.7**
ADA 2010 **705.1**
CBC 2007 **1127B.5.7**
CBC 2016 **11B-705.1.2.2**

Mitigated:

○ YES
◉ NO

1 JOB $750 **$750**



Priority 1 *Severity* 3

Item no., Rm no. and Name	Existing Architectural Barrier and Proposed Solution	Codes / Mitigation Info	Qty	Unit	Cost	Total
	Floor or Ground Surfaces					
162	• *As-Built Description:* Accessible parking space has slope greater than 1/4":12" (2%). • *As-Built:* **2.8% - 3.2%** • *Proposed Solution:* Modify slope at accessible parking space. • ***Notes:*** **Right parking space.**	*PCODE* **EA05** *ADAAG 91* **4.6.3** *ADA 2010* **502.4** *CBC 2007* **1129B.3.3** *CBC 2016* **11B-502.4** **Mitigated:** ○ YES ◉ NO	100	SF	$36	**$3,600**
						
		Priority 1 *Severity* 4				
	Floor or Ground Surfaces					
161	• *As-Built Description:* Access aisle at accessible parking space has slope greater than 1/4":12" (2%). • *As-Built:* **3.1%** • *Proposed Solution:* Modify slope at accessible parking space aisle.	*PCODE* **EA05B** *ADAAG 91* **4.6.3** *ADA 2010* **502.4** *CBC 2007* **1129B.3.3** *CBC 2016* **11B-502.4** **Mitigated:** ○ YES ◉ NO	150	SF	$36	**$5,400**
						
		Priority 1 *Severity* 4				
	Parking					
159	• *As-Built Description:* The words "NO PARKING" not painted on the ground within loading and unloading access aisle (12" min high white letters), located so that it is visible to traffic enforcement officials (required in CA only). • *Proposed Solution:* Provide the words “NO PARKING” in each access aisle, painted in 12” high letters, when altering area.	*PCODE* **EA04D** *CBC 2007* **1129B.3.1** *CBC 2016* **11B-502.3.3** **Mitigated:** ○ YES ◉ NO	1	JOB	$300	**$300**
						
		Priority 1 *Severity* 4				

Item no., Rm no. and Name	Existing Architectural Barrier and Proposed Solution	Codes / Mitigation Info	Qty	Unit	Cost	Total
	Parking					
6	• *As-Built Description:* An accessible parking space shall be outlined or painted blue (required in CA only). • *Proposed Solution:* Identify accessible parking space using blue markings.	*PCODE* **EA04K** *CBC 2016* **11B-502.6** **Mitigated:** ○ YES ● NO	1	JOB	$360	**$360**
						
		Priority 1 *Severity* 4				
	Parking Signage					
160	• *As-Built Description:* CA only: Additional Sign or additional language below the symbol of accessibility stating "Minimum Fine $250" not provided. • *Proposed Solution:* Provide compliant parking signage that includes fine information.	*PCODE* **EA04G** *CBC 2007* **1129B.4** *CBC 2016* **11B-502.6.2** **Mitigated:** ○ YES ● NO	2	JOB	$300	**$600**
						
		Priority 1 *Severity* 4				

Item no., Rm no. and Name	Existing Architectural Barrier and Proposed Solution	Codes / Mitigation Info	Qty	Unit	Cost	Total

2 Accessible Parking

☐ Staff Only

Floor or Ground Surfaces

169

- *As-Built Description:*

Accessible parking space has slope greater than 1/4":12" (2%).

- *As-Built:* **5.2%**
- *Proposed Solution:*

Modify slope at accessible parking space.

- ***Notes:***

Head of left space.

PCODE **EA05**
ADAAG 91 **4.6.3**
ADA 2010 **502.4**
CBC 2007 **1129B.3.3**
CBC 2016 **11B-502.4**

Mitigated:

○ YES
◉ NO

35 SF $36 **$1,260**



Priority 1 *Severity* 3

Floor or Ground Surfaces

171

- *As-Built Description:*

Accessible parking space has slope greater than 1/4":12" (2%).

- *As-Built:* **3.6%**
- *Proposed Solution:*

Modify slope at accessible parking space.

- ***Notes:***

Head of right space.

PCODE **EA05**
ADAAG 91 **4.6.3**
ADA 2010 **502.4**
CBC 2007 **1129B.3.3**
CBC 2016 **11B-502.4**

Mitigated:

○ YES
◉ NO

50 SF $36 **$1,800**



Priority 1 *Severity* 4

Floor or Ground Surfaces

170

- *As-Built Description:*

Access aisle at accessible parking space has slope greater than 1/4":12" (2%).

- *As-Built:* **3.8%**
- *Proposed Solution:*

Modify slope at accessible parking space aisle.

- ***Notes:***

Head of access aisle.

PCODE **EA05B**
ADAAG 91 **4.6.3**
ADA 2010 **502.4**
CBC 2007 **1129B.3.3**
CBC 2016 **11B-502.4**

Mitigated:

○ YES
◉ NO

25 SF $36 **$900**



Priority 1 *Severity* 4

Item no., Rm no. and Name	Existing Architectural Barrier and Proposed Solution	Codes / Mitigation Info	Qty	Unit	Cost	Total
	Parking					
168	• *As-Built Description:* Accessible parking space does not have 5' wide access aisle; 8' wide for van accessible aisle. • *As-Built:* **4'9" wide** • *Proposed Solution:* Modify parking aisle(s) to create accessible space by restriping.	*PCODE* **EA02B** *ADAAG 91* **4.6.3** *ADA 2010* **502.3** *CBC 2007* **1129B.3.1** *CBC 2016* **11B-502.2; 11B -502.3.1** **Mitigated:** ○ YES ◉ NO	1	JOB	$600	**$600**
	 ***Priority*** **1** ***Severity*** **4**					
	Parking					
172	• *As-Built Description:* International Symbol of Accessibility (36" square, in white on blue) is not painted on the pavement near the rear end of the parking space (required in CA only). • *As-Built:* **ISA faded** • *Proposed Solution:* Apply symbol on parking space pavement when altering area.	*PCODE* **EA04A** *CBC 2007* **1129B.4** *CBC 2016* **11B-502.6.4.1** **Mitigated:** ○ YES ◉ NO	2	JOB	$360	**$720**
	 ***Priority*** **1** ***Severity*** **4**					
	Parking					
166	• *As-Built Description:* The words "NO PARKING" not painted on the ground within loading and unloading access aisle (12" min high white letters), located so that it is visible to traffic enforcement officials (required in CA only). • *Proposed Solution:* Provide the words “NO PARKING” in each access aisle, painted in 12” high letters, when altering area.	*PCODE* **EA04D** *CBC 2007* **1129B.3.1** *CBC 2016* **11B-502.3.3** **Mitigated:** ○ YES ◉ NO	1	JOB	$300	**$300**
	 ***Priority*** **1** ***Severity*** **4**					

Item no., Rm no. and Name	Existing Architectural Barrier and Proposed Solution	Codes / Mitigation Info	Qty	Unit	Cost	Total
	Parking					
7	• *As-Built Description:* An accessible parking space shall be outlined or painted blue (required in CA only). • *Proposed Solution:* Identify accessible parking space using blue markings.	*PCODE* **EA04K** *CBC 2016* **11B-502.6** **Mitigated:** ○ YES ● NO	1	JOB	$360	**$360**
						
		Priority 1 *Severity* 4				
	Parking Signage					
167	• *As-Built Description:* CA only: Additional Sign or additional language below the symbol of accessibility stating "Minimum Fine $250" not provided. • *Proposed Solution:* Provide compliant parking signage that includes fine information.	*PCODE* **EA04G** *CBC 2007* **1129B.4** *CBC 2016* **11B-502.6.2** **Mitigated:** ○ YES ● NO	2	JOB	$300	**$600**
						
		Priority 1 *Severity* 4				

Item no., Rm no. and Name	Existing Architectural Barrier and Proposed Solution	Codes / Mitigation Info	Qty	Unit	Cost	Total

3 Accessible Parking

☐ Staff Only

Changes in Level

180

- *As-Built Description:*

Walk: Pavement dislocation creates abrupt change in level exceeding 1/2" in accessible route.

- *As-Built:* **1" high**
- *Proposed Solution:*

Remove, replace or repair area of pavement sufficient to correct abrupt change in level.

- ***Notes:***

Path of Travel to sidewalk from access aisle.

PCODE **EF03**
ADAAG 91 **4.3.8**
ADA 2010 **403.4**
CBC 2007 **1133B.7.4**
CBC 2016 **11B-403.4**

Mitigated:

○ YES
◉ NO

2 SF $63 **$126**



Priority 1 *Severity* 4

Cross Slope

179

- *As-Built Description:*

Cross slope more than 1":48" (2.083%).

- *As-Built:* **3.0%**
- *Proposed Solution:*

Modify cross slope.

- ***Notes:***

Path of Travel to sidewalk from access aisle.

PCODE **EF07**
ADAAG 91 **4.3.7**
ADA 2010 **403.3**
CBC 2007 **1133B.7.1.3**
CBC 2016 **11B-403.3**

Mitigated:

○ YES
◉ NO

?35 SF $75 **$2,625**



Priority 1 *Severity* 4

Floor or Ground Surfaces

177

- *As-Built Description:*

Accessible parking space has slope greater than 1/4":12" (2%).

- *As-Built:* **2.8% - 3.3%**
- *Proposed Solution:*

Modify slope at accessible parking space.

PCODE **EA05**
ADAAG 91 **4.6.3**
ADA 2010 **502.4**
CBC 2007 **1129B.3.3**
CBC 2016 **11B-502.4**

Mitigated:

○ YES
◉ NO

300 SF $36 **$10,800**



Priority 1 *Severity* 4

Item no., Rm no. and Name	Existing Architectural Barrier and Proposed Solution	Codes / Mitigation Info	Qty	Unit	Cost	Total
	Floor or Ground Surfaces					
178	• *As-Built Description:* Access aisle at accessible parking space has slope greater than 1/4":12" (2%). • *As-Built:* **3.9%** • *Proposed Solution:* Modify slope at accessible parking space aisle.	*PCODE* **EA05B** *ADAAG 91* **4.6.3** *ADA 2010* **502.4** *CBC 2007* **1129B.3.3** *CBC 2016* **11B-502.4** **Mitigated:** ○ YES ◉ NO	30	SF	$36	**$1,080**
						
		Priority **1** *Severity* **4**				
	Parking					
175	• *As-Built Description:* Accessible parking space smaller than 8' wide (CA only: 9' x 18'). • *As-Built:* **16' long** • *Proposed Solution:* Modify parking space(s) to create accessible space.	*PCODE* **EA02A** *ADAAG 91* **4.6.3** *ADA 2010* **502.2** *CBC 2007* **1129B.3.1** *CBC 2016* **11B-502.2** **Mitigated:** ○ YES ◉ NO	1	JOB	$600	**$600**
						
		Priority **1** *Severity* **4**				
	Parking					
174	• *As-Built Description:* The words "NO PARKING" not painted on the ground within loading and unloading access aisle (12" min high white letters), located so that it is visible to traffic enforcement officials (required in CA only). **"No Parking" faded** • *Proposed Solution:* Provide the words “NO PARKING” in each access aisle, painted in 12” high letters, when altering area.	*PCODE* **EA04D** *CBC 2007* **1129B.3.1** *CBC 2016* **11B-502.3.3** **Mitigated:** ○ YES ◉ NO	1	JOB	$300	**$300**
						
		Priority **1** *Severity* **4**				

Item no., Rm no. and Name	Existing Architectural Barrier and Proposed Solution	Codes / Mitigation Info	Qty	Unit	Cost	Total
	Parking					
8	• *As-Built Description:* An accessible parking space shall be outlined or painted blue (required in CA only). • *Proposed Solution:* Identify accessible parking space using blue markings.	*PCODE* **EA04K** *CBC 2016* **11B-502.6** **Mitigated:** ○ YES ◉ NO	1	JOB	$360	**$360**
						
		Priority 1 *Severity* 4				
	Parking Signage					
176	• *As-Built Description:* CA only: Additional Sign or additional language below the symbol of accessibility stating "Minimum Fine $250" not provided. • *Proposed Solution:* Provide compliant parking signage that includes fine information.	*PCODE* **EA04G** *CBC 2007* **1129B.4** *CBC 2016* **11B-502.6.2** **Mitigated:** ○ YES ◉ NO	1	JOB	$300	**$300**
						
		Priority 1 *Severity* 4				

Item no., Rm no. and Name	Existing Architectural Barrier and Proposed Solution	Codes / Mitigation Info	Qty	Unit	Cost	Total

4 Path of Travel

☐ Staff Only

Cross Slope

265

- *As-Built Description:*

Cross slope more than 1":48" (2.083%).

- *As-Built:* **2.9 - 3.1%**
- *Proposed Solution:*

Modify cross slope.

- ***Notes:***

See GIS Database for locations of cross slope.

PCODE **EF07REF**
ADAAG 91 **4.3.7**
ADA 2010 **403.3**
CBC 2007 **1133B.7.1.3**
CBC 2016 **11B-403.3**

Mitigated:

○ YES
◉ NO

REF



Priority 1 *Severity* 4

Drinking Fountain

270

- *As-Built Description:*

Where only one drinking fountain is provided per floor: Fountain is not accessible to individuals who use wheelchairs, or to those who have difficulty bending or stooping.

- *Proposed Solution:*

Provide additional fountain or hi-lo combination fountain.

PCODE **IA01A**
ADAAG 91 **4.1.3(10)(a)**
ADA 2010 **211.1**
CBC 2007 **1115B.4.6.1**
CBC 2016 **11B-211.1**

Mitigated:

○ YES
◉ NO

1 JOB $6,000 **$6,000**



Priority 3 *Severity* 2

Drinking Fountain

271

- *As-Built Description:*

Drinking fountain lacks protection for visually impaired persons.

- *Proposed Solution:*

Provide cane-detectable rails.

PCODE **IA05C**
ADAAG 91 **4.4.1**
ADA 2010 **307.2**
CBC 2007 **1115B.4.6.3**
CBC 2016 **11B-307.2**

Mitigated:

○ YES
◉ NO

1 JOB $1,500 **$1,500**



Priority 3 *Severity* 3

Item no., Rm no. and Name	Existing Architectural Barrier and Proposed Solution	Codes / Mitigation Info	Qty	Unit	Cost	Total

5 Playground

☐ Staff Only

Surfacing

266

- *As-Built Description:*

Accessible route within 8'-0" of play equipment is not firm, resilient safety surfacing.

- *As-Built:* **10' away**
- *Proposed Solution:*

Provide 8'-0" resilient surfacing around play structure.

PCODE **OA01**
ADAAG 91 **36 CFR Part**
ADA 2010 **1191**
1008.2.6
CBC 2007 **DSA 99-02**
CBC 2016 **11B-1008.2.6**

Mitigated:

○ YES
◉ NO

35 SF $27 **$945**



Priority 2 *Severity* 3

Surfacing

267

- *As-Built Description:*

Accessible route within 8'-0" of play equipment is not firm, resilient safety surfacing.

- *Proposed Solution:*

Provide 8'-0" resilient surfacing around play structure.

- ***Notes:***

There is a 4" drop to the play surface from the ramp. Provide a smooth transition from the ramp to the play surface.

PCODE **OA01**
ADAAG 91 **36 CFR Part**
ADA 2010 **1191**
1008.2.6
CBC 2007 **DSA 99-02**
CBC 2016 **11B-1008.2.6**

Mitigated:

○ YES
◉ NO

25 SF $27 **$675**



Priority 2 *Severity* 2

Surfacing

268

- *As-Built Description:*

Accessible route within 8'-0" of play equipment is not firm, resilient safety surfacing.

- *As-Built:* **10' to play area**
- *Proposed Solution:*

Provide 8'-0" resilient surfacing around play structure.

PCODE **OA01**
ADAAG 91 **36 CFR Part**
ADA 2010 **1191**
1008.2.6
CBC 2007 **DSA 99-02**
CBC 2016 **11B-1008.2.6**

Mitigated:

○ YES
◉ NO

35 SF $27 **$945**



Priority 2 *Severity* 3

Item no., Rm no. and Name	Existing Architectural Barrier and Proposed Solution	Codes / Mitigation Info	Qty	Unit	Cost	Total
	Surfacing					
269	• *As-Built Description:* Accessible route within 8'-0" of play equipment is not firm, resilient safety surfacing. • *Proposed Solution:* Provide 8'-0" resilient surfacing around play structure. • ***Notes:*** **There is a 4" drop to the play surface from the ramp. Provide a smooth transition from the ramp to the play surface.**	*PCODE* **OA01** *ADAAG 91* **36 CFR Part** *ADA 2010* **1191** **1008.2.6** *CBC 2007* **DSA 99-02** *CBC 2016* **11B-1008.2.6** **Mitigated:** ○ YES ◉ NO	25	SF	$27	**$675**



Priority 2 *Severity* 2

Item no., Rm no. and Name	Existing Architectural Barrier and Proposed Solution	Codes / Mitigation Info	Qty	Unit	Cost	Total

6 Path of Travel from Trinity Ave.

☐ Staff Only

Changes in Level

273

- *As-Built Description:*

Walk: Pavement dislocation creates abrupt change in level exceeding 1/2" in accessible route.

- *As-Built:* **1" - 4" high**
- *Proposed Solution:*

Remove, replace or repair area of pavement sufficient to correct abrupt change in level.

PCODE **EF03**
ADAAG 91 **4.3.8**
ADA 2010 **403.4**
CBC 2007 **1133B.7.4**
CBC 2016 **11B-403.4**

Mitigated:

○ YES
◉ NO

10 SF $63 **$630**



Priority 1 *Severity* 2

Cross Slope

272

- *As-Built Description:*

Cross slope more than 1":48" (2.083%).

- *Proposed Solution:*

Modify cross slope.

- ***Notes:***

No accessible route from Trinity Ave to park area due to sidewalk cross slopes.

PCODE **EF07**
ADAAG 91 **4.3.7**
ADA 2010 **403.3**
CBC 2007 **1133B.7.1.3**
CBC 2016 **11B-403.3**

Mitigated:

○ YES
◉ NO

300 SF $75 **$22,500**



Priority 1 *Severity* 3

Item no., Rm no. and Name	Existing Architectural Barrier and Proposed Solution	Codes / Mitigation Info	Qty	Unit	Cost	Total

7 Men's Restroom on South Side ☐ Staff Only

Accessories

276

- *As-Built Description:*

Toilet paper dispenser less than 15" (CA: 19") or more than 48" above floor or not within 7" to 9" from front of water closet (Note: CA pre-2010 is allowed within 12" from front of water closet).

- *As-Built:* **Located on incorrect wall**
- *Proposed Solution:*

Relocate or provide new toilet paper dispenser.

PCODE **WG02**
ADAAG 91 **4.16.6**
ADA 2010 **604.7**
CBC 2007 **1115B.8.4**
CBC 2016 **11B-604.7**

Mitigated:
○ YES
◉ NO

1 JOB $225 **$225**



Priority 3 *Severity* 1

Cross Slope

278

- *As-Built Description:*

Cross slope more than 1":48" (2.083%).

- *As-Built:* **2.7%**
- *Proposed Solution:*

Modify cross slope.

PCODE **EF07**
ADAAG 91 **4.3.7**
ADA 2010 **403.3**
CBC 2007 **1133B.7.1.3**
CBC 2016 **11B-403.3**

Mitigated:
○ YES
◉ NO

15 SF $75 **$1,125**



Priority 3 *Severity* 4

Door Hardware

275

- *As-Built Description:*

Door does not have accessible operating hardware.

- *As-Built:* **Lock 52" high, knob style**
- *Proposed Solution:*

Provide lock that is 34" - 44" high on center and that can be operated without the use of tight grasping, pinching or twisting of the wrist.

PCODE **ID07**
ADAAG 91 **4.13.9**
ADA 2010 **404.2.7**
CBC 2007 **1133B.2.5.2**
CBC 2016 **11B-404.2.7**

Mitigated:
○ YES
◉ NO

1 JOB $750 **$750**



Priority 3 *Severity* 3

Item no., Rm no. and Name	Existing Architectural Barrier and Proposed Solution	Codes / Mitigation Info	Qty	Unit	Cost	Total
	General Note					
274	• *As-Built Description:* Refer to notes for observation and recommendation. • *Proposed Solution:* Change signage to all gender restroom. • ***Notes:*** **Single user toilet rooms must be all gender.**	*PCODE* **GN01** *CBC 2016* **11B-403.4** **Mitigated:** ○ YES ● NO			REF	
						
		Priority 3 *Severity* 4				
	Grab Bars					
277	• *As-Built Description:* Grab bars not at 33" to 36" from floor • *As-Built:* **36.5" high** • *Proposed Solution:* Relocate side grab bar.	*PCODE* **WB07C** *ADAAG 91* **4.16.4** *ADA 2010* **609.4** *CBC 2007* **1115B.4.1.3.1 & 2** *CBC 2016* **11B-609.4** **Mitigated:** ○ YES ● NO	1	JOB	$780	**$780**
						
		Priority 3 *Severity* 4				
	Toilet Stall					
288	• *As-Built Description:* Toilet stall less than 60" wide. • *As-Built:* **55" wide** • *Proposed Solution:* Provide new accessible stall.	*PCODE* **WB06** *ADAAG 91* **4.17.3** *ADA 2010* **604.8.1.1** *CBC 2007* **1115B.3.1.4.1** *CBC 2016* **11B-604.8.1.1** **Mitigated:** ○ YES ● NO	1	JOB	$4,500	**$4,500**
						
		Priority 3 *Severity* 4				

Item no., Rm no. and Name	Existing Architectural Barrier and Proposed Solution	Codes / Mitigation Info	Qty	Unit	Cost	Total
	Water Closet					
279	• *As-Built Description:* CA only: In single-accommodation restroom less than 48" in front of water closet provided. • *As-Built:* **34" to pole** • *Proposed Solution:* Remodel restroom to provide at least 48" in front of water closet.	*PCODE* **WB03A** *CBC 2007* **1115B.3.2.1** *CBC 2016* **11B-604.3.1** **Mitigated:** ○ YES ◉ NO	1	JOB	$15,000	**$15,000**



Priority 3 *Severity* 2

Item no., Rm no. and Name	Existing Architectural Barrier and Proposed Solution	Codes / Mitigation Info	Qty	Unit	Cost	Total

8 Women's Restroom on South Side ☐ Staff Only

Accessories

284 • *As-Built Description:*
Toilet paper dispenser less than 15" (CA: 19") or more than 48" above floor or not within 7" to 9" from front of water closet (Note: CA pre-2010 is allowed within 12" from front of water closet).

• *As-Built:* **Toilet paper dispenser located on incorrect wall.**

• *Proposed Solution:*
Relocate or provide new toilet paper dispenser.

PCODE **WG02**
ADAAG 91 **4.16.6**
ADA 2010 **604.7**
CBC 2007 **1115B.8.4**
CBC 2016 **11B-604.7**

Mitigated:
○ YES
◉ NO

1 JOB $225 **$225**



Priority 3 *Severity* 1

Door Hardware

283 • *As-Built Description:*
Door does not have accessible operating hardware.

• *As-Built:* **52" o.c.**

• *Proposed Solution:*
Provide lever handle or other accessible hardware.

PCODE **ID07**
ADAAG 91 **4.13.9**
ADA 2010 **404.2.7**
CBC 2007 **1133B.2.5.2**
CBC 2016 **11B-404.2.7**

Mitigated:
○ YES
◉ NO

1 JOB $750 **$750**



Priority 3 *Severity* 3

Floor or Ground Surface

282 • *As-Built Description:*
Walk: Grating has grid openings greater than 1/2" along the line of traffic flow.

• *As-Built:* **1" gaps at entry**

• *Proposed Solution:*
Provide new grating, with grid openings 1/2" max. along the line of traffic flow.

PCODE **EF04**
ADAAG 91 **4.3.6; 4.5.4**
ADA 2010 **403.2; 302.3**
CBC 2007 **1133B.7.2**
CBC 2016 **11B-403.2; 11B -302.3**

Mitigated:
○ YES
◉ NO

5 SF $240 **$1,200**



Priority 3 *Severity* 4

Item no., Rm no. and Name	Existing Architectural Barrier and Proposed Solution	Codes / Mitigation Info	Qty	Unit	Cost	Total

General Note

280

- *As-Built Description:*

Refer to notes for observation and recommendation.

- *Proposed Solution:*

Change signage to All Gender.

- ***Notes:***

Single user toilet rooms must be all gender.

PCODE **GN01**

CBC 2016 **11B-604.3.1**

Mitigated:

○ YES

◉ NO

REF



Priority 3 *Severity* 4

Grab Bars

286

- *As-Built Description:*

Grab bars not at 33" to 36" from floor

- *As-Built:* **36.5" high**
- *Proposed Solution:*

Relocate accessible grab bars.

PCODE **WB07C**

ADAAG 91 **4.16.4**

ADA 2010 **609.4**

CBC 2007 **1115B.4.1.3.1 & 2**

CBC 2016 **11B-609.4**

Mitigated:

○ YES

◉ NO

1 JOB $780 **$780**



Priority 3 *Severity* 4

Signage

281

- *As-Built Description:*

Required in CA only: identification symbol centered 58" to 60" high on sanitary facility door that contrasts with the door not provided (women: 12" ø circle, men: 12" triangle, unisex: combined symbol).

- *As-Built:* **62" high o.c.**
- *Proposed Solution:*

Provide properly mounted sanitary facility symbol when altering area. If wheelchair accessible, include International Symbol of Accessibility on sign.

PCODE **SA15**

CBC 2007 **1115B.6**

CBC 2016 **11B-703.7.2.6**

Mitigated:

○ YES

◉ NO

1 JOB $270 **$270**



Priority 3 *Severity* 3

Item no., Rm no. and Name	Existing Architectural Barrier and Proposed Solution	Codes / Mitigation Info	Qty	Unit	Cost	Total
	Toilet Stall					
285	• *As-Built Description:* Toilet stall less than 60" wide. • *As-Built:* **55" wide** • *Proposed Solution:* Provide new accessible stall.	*PCODE* **WB06** *ADAAG 91* **4.17.3** *ADA 2010* **604.8.1.1** *CBC 2007* **1115B.3.1.4.1** *CBC 2016* **11B-604.8.1.1** **Mitigated:** ○ YES ● NO	1	JOB	$4,500	**$4,500**



Priority 3 *Severity* 4

	Water Closet					
287	• *As-Built Description:* CA only: In single-accommodation restroom less than 48" in front of water closet provided. • *As-Built:* **Relocate trash can** • *Proposed Solution:* Remodel restroom to provide at least 48" in front of water closet.	*PCODE* **WB03A** *CBC 2007* **1115B.3.2.1** *CBC 2016* **11B-604.3.1** **Mitigated:** ○ YES ● NO	1	JOB	$15,000	**$15,000**



Priority 3 *Severity* 3

Item no., Rm no. and Name	Existing Architectural Barrier and Proposed Solution	Codes / Mitigation Info	Qty	Unit	Cost	Total

9 Baseball Field

☐ Staff Only

Disabled Seating

294

- *As-Built Description:*

Wheelchair space (33"x48") not provided at fixed seating with forward or rear approach. (NOTE: Space must be adjacent to regular seating; can provide easily removable fixed seat).

- *Proposed Solution:*

Remove fixed seating and provide wheelchair space plus necessary maneuvering clearance.

- ***Notes:***

4 total stands no accessible area integrated.

PCODE **GB01A**
ADAAG 91 **4.1.3(19)(a)**
ADA 2010 **221.2**
CBC 2007 **1104B.3.6**
CBC 2016 **11B-221.2**

Mitigated:
○ YES
◉ NO

1 JOB $1,350 **$1,350**



Priority 2 *Severity* 3

Door

289

- *As-Built Description:*

At push side of door on accessible route, bottom 10" does not have a smooth, uninterrupted surface.

- *As-Built:* **Two gates do not provide 10" kick plate.**
- *Proposed Solution:*

Provide 10" min. "kick plate" covering width of door when altering area.

PCODE **ID06**
ADA 2010 **404.2.10**
CBC 2007 **1133B.2.6**
CBC 2016 **11B-404.2.10**

Mitigated:
○ YES
◉ NO

2 JOB $300 **$600**



Priority 2 *Severity* 3

Door

290

- *As-Built Description:*

At push side of door on accessible route, bottom 10" does not have a smooth, uninterrupted surface.

- *Proposed Solution:*

Provide 10" min. "kick plate" covering width of door when altering area.

PCODE **ID06**
ADA 2010 **404.2.10**
CBC 2007 **1133B.2.6**
CBC 2016 **11B-404.2.10**

Mitigated:
○ YES
◉ NO

1 JOB $300 **$300**



Priority 2 *Severity* 3

Item no., Rm no. and Name	Existing Architectural Barrier and Proposed Solution	Codes / Mitigation Info	Qty	Unit	Cost	Total
	Door					
14	• *As-Built Description:* Surface of required maneuvering clearance at door slopes more than 1/4":12" (2.0%). • *As-Built:* **No level landing on both gates to the field.** • *Proposed Solution:* Modify surface slope at door.	*PCODE* **ID11** *ADAAG 91* **4.13.6** *ADA 2010* **404.2.4.4** *CBC 2007* **1133B.2.4** *CBC 2016* **11B-404.2.4** **Mitigated:** ○ YES ◉ NO	50	SF	$120	**$6,000**
						
		Priority 2 ***Severity*** 4				
	Door Swing					
28	• *As-Built Description:* Front approach: At pull side, door does not have clear and level maneuvering space measuring door width plus 18" x 60". (24" x 60" at exterior doors). • *As-Built:* **No Strike side clearance** • *Proposed Solution:* Change door swing.	*PCODE* **ID23** *ADAAG 91* **Fig. 25(a)** *ADA 2010* **404.2.4** *CBC 2007* **11B-26A(a)** *CBC 2016* **11B-404.2.4** **Mitigated:** ○ YES ◉ NO	1	JOB	$1,500	**$1,500**
						
		Priority 2 ***Severity*** 2				
	Drinking Fountain					
291	• *As-Built Description:* Wall- and post-mounted cantilevered units: Knee space not provided at drinking fountain (27" high, 8" deep, 30" wide from front of drinking fountain). • *As-Built:* **Home dugout drinking fountain not accessible** • *Proposed Solution:* Provide new, accessible fountain.	*PCODE* **IA02** *ADAAG 91* **4.15.5(1)** *ADA 2010* **602.2** *CBC 2007* **1115B.4.6.2** *CBC 2016* **11B-602.2** **Mitigated:** ○ YES ◉ NO	1	JOB	$9,600	**$9,600**
						
		Priority 3 ***Severity*** 2				

Item no., Rm no. and Name	Existing Architectural Barrier and Proposed Solution	Codes / Mitigation Info	Qty	Unit	Cost	Total

Drinking Fountain

292

- *As-Built Description:*

Wall- and post-mounted cantilevered units: Knee space not provided at drinking fountain (27" high, 8" deep, 30" wide from front of drinking fountain).

- *As-Built:* **Guest dugout drinking fountain not accessible.**
- *Proposed Solution:*

Provide new, accessible fountain.

PCODE **IA02**
ADAAG 91 **4.15.5(1)**
ADA 2010 **602.2**
CBC 2007 **1115B.4.6.2**
CBC 2016 **11B-602.2**

Mitigated: ○ YES ◉ NO

1 JOB $9,600 **$9,600**



Priority 3 *Severity* 2

Drinking Fountain

293

- *As-Built Description:*

Wall- and post-mounted cantilevered units: Knee space not provided at drinking fountain (27" high, 8" deep, 30" wide from front of drinking fountain).

- *Proposed Solution:*

Provide new, accessible fountain.

PCODE **IA02**
ADAAG 91 **4.15.5(1)**
ADA 2010 **602.2**
CBC 2007 **1115B.4.6.2**
CBC 2016 **11B-602.2**

Mitigated: ○ YES ◉ NO

1 JOB $9,600 **$9,600**



Priority 3 *Severity* 2

Entrance Door

296

- *As-Built Description:*

Public entrance not accessible to disabled persons.

- *As-Built:* **4" change in level.**
- *Proposed Solution:*

Modify entrance to be accessible. Requires automatic door opener, ramp, or wheelchair lift, as itemized in entries below.

PCODE **ID04**
ADAAG 91 **4.14.1**
ADA 2010 **206.4**
CBC 2007 **1134B.2.1**
CBC 2016 **11B-206.4**

Mitigated: ○ YES ◉ NO

1 JOB



Priority 2 *Severity* 2

Item no., Rm no. and Name	Existing Architectural Barrier and Proposed Solution	Codes / Mitigation Info	Qty	Unit	Cost	Total
	Public Counter					
295	• *As-Built Description:* Service counter (stand-up): Accessible section min. 36" length and 36" max. height (in CA: 28" to 34" high) not provided. • *As-Built:* **38" high concessions counter** • *Proposed Solution:* Retrofit existing counter to provide accessible section. Interim solution: Provide auxiliary counter, table, or clipboard. • ***Notes:*** **Additional Issue: 3.1% slope**	*PCODE* **IN03** *ADAAG 91* **7.2(2)** *ADA 2010* **904.4** *CBC 2007* **1122B.4** *CBC 2016* **11B-904.4** **Mitigated:** ○ YES ◉ NO	1	JOB	$6,000	**$6,000**



Priority 2 *Severity* 4

Item no., Rm no. and Name	Existing Architectural Barrier and Proposed Solution	Codes / Mitigation Info	Qty	Unit	Cost	Total

10 Softball Field

☐ Staff Only

Cross Slope

297

- *As-Built Description:*

Cross slope more than 1":48" (2.083%).

- *As-Built:* **2.6% - 3.1%**
- *Proposed Solution:*

Modify cross slope.

PCODE **EF07**
ADAAG 91 **4.3.7**
ADA 2010 **403.3**
CBC 2007 **1133B.7.1.3**
CBC 2016 **11B-403.3**

Mitigated:

○ YES
◉ NO

40 SF $75 **$3,000**



Priority 2 *Severity* 4

Drinking Fountain

298

- *As-Built Description:*

Wall- and post-mounted cantilevered units: Knee space not provided at drinking fountain (27" high, 8" deep, 30" wide from front of drinking fountain).

- *As-Built:* **No accessible fountain at guest dugout.**
- *Proposed Solution:*

Provide new, accessible fountain.

PCODE **IA02**
ADAAG 91 **4.15.5(1)**
ADA 2010 **602.2**
CBC 2007 **1115B.4.6.2**
CBC 2016 **11B-602.2**

Mitigated:

○ YES
◉ NO

1 JOB $9,600 **$9,600**



Priority 3 *Severity* 2

Drinking Fountain

299

- *As-Built Description:*

Wall- and post-mounted cantilevered units: Knee space not provided at drinking fountain (27" high, 8" deep, 30" wide from front of drinking fountain).

- *As-Built:* **No accessible fountain at home dugout.**
- *Proposed Solution:*

Provide new, accessible fountain.

PCODE **IA02**
ADAAG 91 **4.15.5(1)**
ADA 2010 **602.2**
CBC 2007 **1115B.4.6.2**
CBC 2016 **11B-602.2**

Mitigated:

○ YES
◉ NO

1 JOB $9,600 **$9,600**



Priority 3 *Severity* 2

Item no., Rm no. and Name	Existing Architectural Barrier and Proposed Solution	Codes / Mitigation Info	Qty	Unit	Cost	Total

11 Batting Cages

☐ Staff Only

Changes in Level

301

- *As-Built Description:*

Walk: Pavement dislocation creates abrupt change in level exceeding 1/2" in accessible route.

- *As-Built:* **2" high**
- *Proposed Solution:*

Remove, replace or repair area of pavement sufficient to correct abrupt change in level.

PCODE **EF03**
ADAAG 91 **4.3.8**
ADA 2010 **403.4**
CBC 2007 **1133B.7.4**
CBC 2016 **11B-403.4**

Mitigated:

○ YES
◉ NO

5 SF $63 **$315**



Priority 2 *Severity* 3

Cross Slope

300

- *As-Built Description:*

Cross slope more than 1":48" (2.083%).

- *As-Built:* **3.4%**
- *Proposed Solution:*

Modify cross slope.

- ***Notes:***

Path of Travel to batting cages from street

PCODE **EF07**
ADAAG 91 **4.3.7**
ADA 2010 **403.3**
CBC 2007 **1133B.7.1.3**
CBC 2016 **11B-403.3**

Mitigated:

○ YES
◉ NO

100 SF $75 **$7,500**



Priority 2 *Severity* 4

Door

302

- *As-Built Description:*

At push side of door on accessible route, bottom 10" does not have a smooth, uninterrupted surface.

- *Proposed Solution:*

Provide 10" min. "kick plate" covering width of door when altering area.

PCODE **ID06**
ADA 2010 **404.2.10**
CBC 2007 **1133B.2.6**
CBC 2016 **11B-404.2.10**

Mitigated:

○ YES
◉ NO

1 JOB $300 **$300**



Priority 2 *Severity* 3

Item no., Rm no. and Name	Existing Architectural Barrier and Proposed Solution	Codes / Mitigation Info	Qty	Unit	Cost	Total

12 Baseball Field

☐ Staff Only

Accessible Route

305

- *As-Built Description:*

No walk / sidewalk provided to connect accessible facilities or elements that are on the same site.

- *Proposed Solution:*

Provide new 48" wide walk / sidewalk.

- ***Notes:***

No accessible path to field on third base side.

PCODE **EF13**
ADAAG 91 **4.3.2**
ADA 2010 **206.1**
CBC 2007 **1114B.1.2**
CBC 2016 **11B-206.1**

Mitigated:

○ YES
◉ NO

50 LF $135 **$6,750**



Priority 2 *Severity* 3

Disabled Seating

304

- *As-Built Description:*

Wheelchair space (33"x48") not provided at fixed seating with forward or rear approach. (NOTE: Space must be adjacent to regular seating; can provide easily removable fixed seat).

- *Proposed Solution:*

Remove fixed seating and provide wheelchair space plus necessary maneuvering clearance.

- ***Notes:***

No accessible seating provided.

PCODE **GB01A**
ADAAG 91 **4.1.3(19)(a)**
ADA 2010 **221.2**
CBC 2007 **1104B.3.6**
CBC 2016 **11B-221.2**

Mitigated:

○ YES
◉ NO

1 JOB $1,350 **$1,350**



Priority 2 *Severity* 3

Door

303

- *As-Built Description:*

At push side of door on accessible route, bottom 10" does not have a smooth, uninterrupted surface.

- *Proposed Solution:*

Provide 10" min. "kick plate" covering width of door when altering area.

- ***Notes:***

1st base entrance

PCODE **ID06**
ADA 2010 **404.2.10**
CBC 2007 **1133B.2.6**
CBC 2016 **11B-404.2.10**

Mitigated:

○ YES
◉ NO

1 JOB $300 **$300**



Priority 2 *Severity* 3

Item no., Rm no. and Name	Existing Architectural Barrier and Proposed Solution	Codes / Mitigation Info	Qty	Unit	Cost	Total

13 Restrooms East Side

☐ Staff Only

Door

32

- *As-Built Description:*

Surface of required maneuvering clearance at door slopes more than 1/4":12" (2.0%).

- *As-Built:* **6%**
- *Proposed Solution:*

Modify surface slope at door.

PCODE **ID11**
ADAAG 91 **4.13.6**
ADA 2010 **404.2.4.4**
CBC 2007 **1133B.2.4**
CBC 2016 **11B-404.2.4**

Mitigated:

○ YES
◉ NO

10 SF $120 **$1,200**



Priority 3 *Severity* 3

Door Swing

662

- *As-Built Description:*

Front approach: At pull side, door does not have clear and level maneuvering space measuring door width plus 18" x 60". (24" x 60" at exterior doors).

- *As-Built:* **48" on pull side to**
- *Proposed Solution:*

Provide power door operator.

PCODE **ID23C**
ADAAG 91 **Fig. 25(a)**
ADA 2010 **404.2.4**
CBC 2007 **11B-26A(a)**
CBC 2016 **11B-404.2.4**

Mitigated:

○ YES
◉ NO

1 JOB $15,000 **$15,000**



Priority 3 *Severity* 3

General Note

663

- *As-Built Description:*

Refer to notes for observation and recommendation.

- *As-Built:* **Use same issues as 8/9 Restroom issues.**
- *Proposed Solution:*
- ***Notes:***

Use same issues as 8/9 Restroom issues.

PCODE **GN01**
CBC 2016 **11B-404.2.4**

Mitigated:

○ YES
◉ NO

REF



Priority 3 *Severity* 4

Conceptual Costs for **Floor:** On-site **$223,431.00**

Facility: **RC Wisener Park** Part: **Exterior** Floor: **On-site**

Address: **130 S 2nd Street** Year Built: **TBD**

Item no., Rm no. and Name	Existing Architectural Barrier and Proposed Solution	Codes / Mitigation Info	Qty	Unit	Cost	Total
Conceptual Costs for	**Area:** Exterior					**$223,431.00**

Facility: **RC Wisener Park** Part: **Exterior** Floor: **On-site**

Address: **130 S 2nd Street** Year Built: **TBD**

Item no., Rm no. and Name	Existing Architectural Barrier and Proposed Solution	Codes / Mitigation Info	Qty	Unit	Cost	Total
Conceptual Costs for	**Facility:** RC Wisener Park					**$223,431.00**

Access Compliance Survey Report

Veterans Memorial Park

600 W Robertson Blvd

Facility #: 108

City of Chowchilla

August 2020

SSA Project #: 19025

SALLY SWANSON
ARCHITECTS, INC.



108-0-1

Veterans Memorial Park
Exterior- On-Site

1 — Item Number

CITY OF CHOWCHILLA CALIFORNIA
GATEWAY TO PROSPERITY
INCORPORATED FEB 7, 1923

Location:
600 W Robertson Blvd
Chowchilla, CA
93610

Facility:
VETERANS MEMORIAL PARK

BARRIER LOCATION MAP

REF NORTH
N.T.S.

Prepared By:
Sally Swanson Architects
San Francisco, CA

Project #: 19025

Date: 8-27-2020

Sheet: 108-0-1

Item no., Rm no. and Name	Existing Architectural Barrier and Proposed Solution	Codes / Mitigation Info	Qty	Unit	Cost	Total

1 Accessible Parking

☐ Staff Only

Curb Ramp

310

- *As-Built Description:*

Transition from curb ramp to gutter does not have a smooth transition.

- *As-Built:* **2" high**
- *Proposed Solution:*

Grind lip.

PCODE **EH02D**
ADAAG 91 **4.7.2**
ADA 2010 **406.2**
CBC 2007 **1127B.5.3**
CBC 2016 **11B-406.5.8**

Mitigated:

○ YES
◉ NO

1 JOB $300 **$300**



Priority 1 *Severity* 1

Curb Ramp

311

- *As-Built Description:*

Side slopes more than 1:10 (10%).

- *As-Built:* **14.6%**
- *Proposed Solution:*

Modify curb ramp. Demolish side slopes and replace with 1:10 side slopes if 48" level top landing is provided.

PCODE **EH05A**
ADAAG 91 **4.7.5**
ADA 2010 **406.3**
CBC 2007 **1127B.5.3**
CBC 2016 **11B-406.2.2**

Mitigated:

○ YES
◉ NO

1 JOB $6,000 **$6,000**



Priority 1 *Severity* 3

Curb Ramp

312

- *As-Built Description:*

Detectable warning not provided where pedestrian crosses vehicular area.

- *Proposed Solution:*

Provide detectable warning surface (i.e. in-line truncated domes) at regular curb ramp.

PCODE **EH07A**
ADAAG 91 **4.7.7**
ADA 2010 **705.1**
CBC 2007 **1127B.5.7**
CBC 2016 **11B-705.1.2.2**

Mitigated:

○ YES
◉ NO

1 JOB $750 **$750**



Priority 1 *Severity* 3

Item no., Rm no. and Name	Existing Architectural Barrier and Proposed Solution	Codes / Mitigation Info	Qty	Unit	Cost	Total
	Floor or Ground Surfaces					
309	• *As-Built Description:* Accessible parking space has slope greater than 1/4":12" (2%). • *As-Built:* **3.6%** • *Proposed Solution:* Modify slope at accessible parking space.	*PCODE* **EA05** *ADAAG 91* **4.6.3** *ADA 2010* **502.4** *CBC 2007* **1129B.3.3** *CBC 2016* **11B-502.4** **Mitigated:** ○ YES ◉ NO	125	SF	$36	**$4,500**
						
		Priority 1 *Severity* 4				
	Floor or Ground Surfaces					
308	• *As-Built Description:* Access aisle at accessible parking space has slope greater than 1/4":12" (2%). • *As-Built:* **3.3%** • *Proposed Solution:* Modify slope at accessible parking space aisle.	*PCODE* **EA05B** *ADAAG 91* **4.6.3** *ADA 2010* **502.4** *CBC 2007* **1129B.3.3** *CBC 2016* **11B-502.4** **Mitigated:** ○ YES ◉ NO	100	SF	$36	**$3,600**
						
		Priority 1 *Severity* 4				
	Parking					
306	• *As-Built Description:* The words "NO PARKING" not painted on the ground within loading and unloading access aisle (12" min high white letters), located so that it is visible to traffic enforcement officials (required in CA only). • *As-Built:* **No "NO PARKING"** • *Proposed Solution:* Provide the words “NO PARKING” in each access aisle, painted in 12” high letters, when altering area.	*PCODE* **EA04D** *CBC 2007* **1129B.3.1** *CBC 2016* **11B-502.3.3** **Mitigated:** ○ YES ◉ NO	1	JOB	$300	**$300**
						
		Priority 1 *Severity* 4				

Item no., Rm no. and Name	Existing Architectural Barrier and Proposed Solution	Codes / Mitigation Info	Qty	Unit	Cost	Total
	Parking					
15	• *As-Built Description:* An accessible parking space shall be outlined or painted blue (required in CA only). • *Proposed Solution:* Identify accessible parking space using blue markings.	*PCODE* **EA04K** *CBC 2016* **11B-502.6** **Mitigated:** ○ YES ◉ NO	1	JOB	$360	**$360**
						
		Priority 1 *Severity* 4				
	Parking Signage					
307	• *As-Built Description:* CA only: Additional Sign or additional language below the symbol of accessibility stating "Minimum Fine $250" not provided. • *Proposed Solution:* Provide compliant parking signage that includes fine information.	*PCODE* **EA04G** *CBC 2007* **1129B.4** *CBC 2016* **11B-502.6.2** **Mitigated:** ○ YES ◉ NO	2	JOB	$300	**$600**
						
		Priority 1 *Severity* 4				

Facility: **Veterans Memorial Park** Part: **Exterior** Floor: **On-site**

Address: **600 W Robertson Blvd** Year Built: **TBD**

Item no., Rm no. and Name	Existing Architectural Barrier and Proposed Solution	Codes / Mitigation Info	Qty	Unit	Cost	Total

2 Raised Gazebo

☐ Staff Only

Accessible Route

317

- *As-Built Description:*

(CA requirement only) Abrupt changes in level, except between a walk or sidewalk and an adjacent street or driveway, exceeding 4" in depth must be identified by a 6" min. curb above the potential drop off.

- *As-Built:* **17" drop off**
- *Proposed Solution:*

Provide a 6" curb as a warning curb for the blind or a handrail centered +/- 3" above finished surface.

PCODE **EG08**
CBC 2007 **1133B.8.1**
CBC 2016 **11B-303.5**

Mitigated:
○ YES
◉ NO

25 LF $135 **$3,375**



Priority 2 *Severity* 1

Handrail

316

- *As-Built Description:*

Handrail: Gripping surface (rail top and sides) interrupted by support or other obstruction.

- *As-Built:* **Post obstructs handrail on both sides.**
- *Proposed Solution:*

Provide additional handrail as needed.

PCODE **ED10**
ADAAG 91 **4.9.4(4)**
ADA 2010 **505.3**
CBC 2007 **1133B.4.2.6**
CBC 2016 **11B-505.3**

Mitigated:
○ YES
◉ NO

10 LF $225 **$2,250**



Priority 2 *Severity* 3

Slope

313

- *As-Built Description:*

Level 2% max. landing for ramp not provided.

- *As-Built:* **4.1%**
- *Proposed Solution:*

Rebuild ramp to provide landings for each ramp run with slopes no greater than 2%

PCODE **EB05A**
ADAAG 91 **4.8.4**
ADA 2010 **405.7.1**
CBC 2007 **1133B.5.4.1**
CBC 2016 **11B-405.7.1**

Mitigated:
○ YES
◉ NO

30 SF $300 **$9,000**



Priority 2 *Severity* 3

Item no., Rm no. and Name	Existing Architectural Barrier and Proposed Solution	Codes / Mitigation Info	Qty	Unit	Cost	Total
314	**Top and Bottom Extension at** • *As-Built Description:* Ramp handrail does not extend horizontally 12" past top and / or bottom of ramp. • *Proposed Solution:* Provide ramp handrail extension that is 12" parallel to the bottom landing (cost for each extension piece). • ***Notes:*** **Handrail located on slope.**	*PCODE* **ED05** *ADAAG 91* **4.8.5(2)** *ADA 2010* **505.10.1** *CBC 2007* **1133B.4.2.2 &** *CBC 2016* **1133B.5.5.1** **11B-505.10.1** **Mitigated:** ○ YES ◉ NO	1	JOB	$510	**$510**



Priority 2 *Severity* 2

Item no., Rm no. and Name	Existing Architectural Barrier and Proposed Solution	Codes / Mitigation Info	Qty	Unit	Cost	Total
315	**Tread Surface** • *As-Built Description:* The leading 2" of the tread does not have visual contrast of dark–on–light or light–on–dark from the remainder of the tread. • *Proposed Solution:* Provide contrasting color strips at all exterior stair treads.	*PCODE* **EC02** *ADA 2010* **504.4** *CBC 2007* **1133B.4.4** *CBC 2016* **11B-504.4.1** **Mitigated:** ○ YES ◉ NO	30	LF	$27	**$810**



Priority 2 *Severity* 4

Item no., Rm no. and Name	Existing Architectural Barrier and Proposed Solution	Codes / Mitigation Info	Qty	Unit	Cost	Total

3 Picnic Area

☐ Staff Only

Accessible Route

318

- *As-Built Description:*

No walk / sidewalk provided to connect accessible facilities or elements that are on the same site.

- *Proposed Solution:*

Provide new 48" wide walk / sidewalk.

- ***Notes:***

No paved route to seating area.

PCODE **EF13**
ADAAG 91 **4.3.2**
ADA 2010 **206.1**
CBC 2007 **1114B.1.2**
CBC 2016 **11B-206.1**

Mitigated:

○ YES
◉ NO

100 LF $135 **$13,500**



Priority 2 *Severity* 3

Non-Fixed Desk

319

- *As-Built Description:*

Accessible non-fixed table or desk (top 28" to 34" high; knee space at least 27" high x 19" deep x 30" wide) not provided.

- *Proposed Solution:*

Provide table or desk with accessible dimensions when purchasing new furniture.

- ***Notes:***

16 seats, no accessible table provided.

PCODE **IN02A**
ADAAG 91 **4.32.3 & .4**
ADA 2010 **306.1**
CBC 2007 **1122B.3 & 4**
CBC 2016 **11B-306.1 & 11B -902.3**

Mitigated:

○ YES
◉ NO

1 JOB $4,800 **$4,800**



Priority 2 *Severity* 2

Item no., Rm no. and Name	Existing Architectural Barrier and Proposed Solution	Codes / Mitigation Info	Qty	Unit	Cost	Total

4 Lions Shelter

☐ Staff Only

Accessible Route

320

- *As-Built Description:*

No walk / sidewalk provided to connect accessible facilities or elements that are on the same site.

- *Proposed Solution:*

Provide new 48" wide walk / sidewalk.

PCODE **EF13**
ADAAG 91 **4.3.2**
ADA 2010 **206.1**
CBC 2007 **1114B.1.2**
CBC 2016 **11B-206.1**

Mitigated:

○ YES
◉ NO

100 LF $135 **$13,500**



Priority 2 *Severity* 3

Accessible Route

322

- *As-Built Description:*

No walk / sidewalk provided to connect accessible facilities or elements that are on the same site.

- *Proposed Solution:*

Provide new 48" wide walk / sidewalk.

PCODE **EF13**
ADAAG 91 **4.3.2**
ADA 2010 **206.1**
CBC 2007 **1114B.1.2**
CBC 2016 **11B-206.1**

Mitigated:

○ YES
◉ NO

100 LF $135 **$13,500**



Priority 2 *Severity* 3

Desk

321

- *As-Built Description:*

Accessible fixed table or desk (top 28" to 34" high; knee space at least 27" high x 19" deep x 30" wide) not provided.

- *As-Built:* **Knee space: 13" deep**
- *Proposed Solution:*

Provide new fixed accessible table or desk.

- ***Notes:***

No accessible seats provided.

PCODE **IN02**
ADAAG 91 **4.32.3 & .4**
ADA 2010 **306.1 & 902.3**
CBC 2007 **1122B.3 & 4**
CBC 2016 **11B-306.1 & 11B -902.3**

Mitigated:

○ YES
◉ NO

1 JOB $7,500 **$7,500**



Priority 2 *Severity* 3

Item no., Rm no. and Name	Existing Architectural Barrier and Proposed Solution	Codes / Mitigation Info	Qty	Unit	Cost	Total
	Drinking Fountain					
16	• *As-Built Description:* Wall- and post-mounted cantilevered units: Knee space not provided at drinking fountain (27" high, 8" deep, 30" wide from front of drinking fountain). • *Proposed Solution:* Provide new, accessible fountain. • ***Notes:*** **No accessible drinking fountain provided.**	*PCODE* **IA02** *ADAAG 91* **4.15.5(1)** *ADA 2010* **602.2** *CBC 2007* **1115B.4.6.2** *CBC 2016* **11B-602.2** **Mitigated:** ○ YES ◉ NO	1	JOB	$9,600	**$9,600**



Priority 2 *Severity* 2

Item no., Rm no. and Name	Existing Architectural Barrier and Proposed Solution	Codes / Mitigation Info	Qty	Unit	Cost	Total

5 Playground

☐ Staff Only

Surfacing

323

- *As-Built Description:*

Accessible route within 8'-0" of play equipment is not firm, resilient safety surfacing.

- *Proposed Solution:*

Provide 8'-0" resilient surfacing around play structure.

- ***Notes:***

There is no access to playground level. Provide a ramp down to the level of the playground surface.

PCODE **OA01**
ADAAG 91 **36 CFR Part**
ADA 2010 **1191**
1008.2.6
CBC 2007 **DSA 99-02**
CBC 2016 **11B-1008.2.6**

Mitigated:

○ YES
● NO

25 SF $27 **$675**



Priority 2 *Severity* 3

Item no., Rm no. and Name	Existing Architectural Barrier and Proposed Solution	Codes / Mitigation Info	Qty	Unit	Cost	Total

6 Accessible Parking

☐ Staff Only

Curb Ramp

328

- *As-Built Description:*

Detectable warning not provided where pedestrian crosses vehicular area.

- *Proposed Solution:*

Provide detectable warning surface (i.e. in-line truncated domes) at regular curb ramp.

PCODE **EH07A**
ADAAG 91 **4.7.7**
ADA 2010 **705.1**
CBC 2007 **1127B.5.7**
CBC 2016 **11B-705.1.2.2**

Mitigated:

○ YES
◉ NO

1 JOB $750 **$750**



Priority 1 *Severity* 3

Floor or Ground Surfaces

326

- *As-Built Description:*

Accessible parking space has slope greater than 1/4":12" (2%).

- *As-Built:* **2.8% - 3.1%**
- *Proposed Solution:*

Modify slope at accessible parking space.

PCODE **EA05**
ADAAG 91 **4.6.3**
ADA 2010 **502.4**
CBC 2007 **1129B.3.3**
CBC 2016 **11B-502.4**

Mitigated:

○ YES
◉ NO

250 SF $36 **$9,000**



Priority 1 *Severity* 4

Parking

324

- *As-Built Description:*

Accessible parking space smaller than 8' wide (CA only: 9' x 18').

- *Proposed Solution:*

Modify parking space(s) to create accessible space.

PCODE **EA02A**
ADAAG 91 **4.6.3**
ADA 2010 **502.2**
CBC 2007 **1129B.3.1**
CBC 2016 **11B-502.2**

Mitigated:

○ YES
◉ NO

1 JOB $600 **$600**



Priority 1 *Severity* 4

Item no., Rm no. and Name	Existing Architectural Barrier and Proposed Solution	Codes / Mitigation Info	Qty	Unit	Cost	Total
	Parking					
327	• *As-Built Description:* The words "NO PARKING" not painted on the ground within loading and unloading access aisle (12" min high white letters), located so that it is visible to traffic enforcement officials (required in CA only). • *As-Built:* **No "NO PARKING"** • *Proposed Solution:* Provide the words "NO PARKING" in each access aisle, painted in 12" high letters, when altering area.	*PCODE* **EA04D** *CBC 2007* **1129B.3.1** *CBC 2016* **11B-502.3.3** **Mitigated:** ○ YES ◉ NO	1	JOB	$300	**$300**
						
		Priority **1** *Severity* **4**				
	Parking					
17	• *As-Built Description:* An accessible parking space shall be outlined or painted blue (required in CA only). • *Proposed Solution:* Identify accessible parking space using blue markings.	*PCODE* **EA04K** *CBC 2016* **11B-502.6** **Mitigated:** ○ YES ◉ NO	1	JOB	$360	**$360**
						
		Priority **1** *Severity* **4**				
	Parking Signage					
325	• *As-Built Description:* CA only: Additional Sign or additional language below the symbol of accessibility stating "Minimum Fine $250" not provided. • *Proposed Solution:* Provide compliant parking signage that includes fine information.	*PCODE* **EA04G** *CBC 2007* **1129B.4** *CBC 2016* **11B-502.6.2** **Mitigated:** ○ YES ◉ NO	1	JOB	$300	**$300**
						
		Priority **1** *Severity* **4**				

Item no., Rm no. and Name	Existing Architectural Barrier and Proposed Solution	Codes / Mitigation Info	Qty	Unit	Cost	Total

7 Seating Area

☐ Staff Only

Accessible Route

330

- *As-Built Description:*

No walk / sidewalk provided to connect accessible facilities or elements that are on the same site.

- *Proposed Solution:*

Provide new 48" wide walk / sidewalk.

PCODE **EF13**
ADAAG 91 **4.3.2**
ADA 2010 **206.1**
CBC 2007 **1114B.1.2**
CBC 2016 **11B-206.1**

Mitigated:

○ YES
◉ NO

40 LF $135 **$5,400**



Priority 2 *Severity* 3

Desk

329

- *As-Built Description:*

Accessible fixed table or desk (top 28" to 34" high; knee space at least 27" high x 19" deep x 30" wide) not provided.

- *Proposed Solution:*

Provide new fixed accessible table or desk.

- ***Notes:***

No accessible table provided.

PCODE **IN02**
ADAAG 91 **4.32.3 & .4**
ADA 2010 **306.1 & 902.3**
CBC 2007 **1122B.3 & 4**
CBC 2016 **11B-306.1 & 11B -902.3**

Mitigated:

○ YES
◉ NO

1 JOB $7,500 **$7,500**



Priority 2 *Severity* 3

Item no., Rm no. and Name	Existing Architectural Barrier and Proposed Solution	Codes / Mitigation Info	Qty	Unit	Cost	Total

8 Path of Travel Through Park

☐ Staff Only

Cross Slope

331

- *As-Built Description:*

Cross slope more than 1":48" (2.083%).

- *As-Built:* **3.3%**
- *Proposed Solution:*

Modify cross slope.

- ***Notes:***

Cross slopes throughout

PCODE **EF07**
ADAAG 91 **4.3.7**
ADA 2010 **403.3**
CBC 2007 **1133B.7.1.3**
CBC 2016 **11B-403.3**

Mitigated:

○ YES
◉ NO

300 SF $75 **$22,500**



Priority 1 *Severity* 4

Picnic Area

332

- *As-Built Description:*

No hard-surfaced accessible spaces at picnic table, B.B.Q. grill and/or bench.

- *Proposed Solution:*

Provide paved accessible spaces for sitting and turning at picnic table, B.B.Q. grill and/or bench.

PCODE **NA07**
CBC 2007 **1132B.1**
CBC 2016 **11B-246.5**

Mitigated:

○ YES
◉ NO

5 SF $18 **$90**



Priority 1 *Severity* 2

Item no., Rm no. and Name	Existing Architectural Barrier and Proposed Solution	Codes / Mitigation Info	Qty	Unit	Cost	Total

9 Restroom South ☐ Staff Only

Accessories

337 • *As-Built Description:*

Dispensers in sanitary facilities, such as for towels, soap, sanitary napkins, seat covers, etc., and waste receptacles more than 48" (CA only: 40") from floor to highest operating slot or control.

• *As-Built:* **SD: 42" high**

• *Proposed Solution:*

Relocate existing restroom accessories.

PCODE **WG01A**
ADAAG 91 **4.23.7**
ADA 2010 **308.2.1**
CBC 2007 **1115B.8.3**
CBC 2016 **11B-603.5**

Mitigated:
○ YES
◉ NO

1 JOB $300 **$300**



Priority 3 *Severity* 4

Accessories

339 • *As-Built Description:*

Toilet paper dispenser less than 15" (CA: 19") or more than 48" above floor or not within 7" to 9" from front of water closet (Note: CA pre-2010 is allowed within 12" from front of water closet).

• *As-Built:* **Located on incorrect wall.**

• *Proposed Solution:*

Relocate or provide new toilet paper dispenser.

PCODE **WG02**
ADAAG 91 **4.16.6**
ADA 2010 **604.7**
CBC 2007 **1115B.8.4**
CBC 2016 **11B-604.7**

Mitigated:
○ YES
◉ NO

1 JOB $225 **$225**



Priority 3 *Severity* 1

Accessories

338 • *As-Built Description:*

Bottom of mirror located above lavatories or countertops more than 40" above floor.

• *As-Built:* **50" high**

• *Proposed Solution:*

Relocate or provide new accessible mirror.

PCODE **WG03**
ADAAG 91 **4.19.6**
ADA 2010 **603.3**
CBC 2007 **1115B.8.1**
CBC 2016 **11B-603.3**

Mitigated:
○ YES
◉ NO

1 JOB $450 **$450**



Priority 3 *Severity* 3

Item no., Rm no. and Name	Existing Architectural Barrier and Proposed Solution	Codes / Mitigation Info	Qty	Unit	Cost	Total
	Door					
333	• *As-Built Description:* Surface of required maneuvering clearance at door slopes more than 1/4":12" (2.0%). • *As-Built:* **2.7%** • *Proposed Solution:* Modify surface slope at door.	*PCODE* **ID11** *ADAAG 91* **4.13.6** *ADA 2010* **404.2.4.4** *CBC 2007* **1133B.2.4** *CBC 2016* **11B-404.2.4** **Mitigated:** ○ YES ◉ NO	30	SF	$120	**$3,600**
						
		Priority 3 *Severity* 4				
	Grab Bars					
340	• *As-Built Description:* The rear wall grab is less than 36" min. or does not extend from the centerline of the water closet 12" min. on one side and 24" min. on the other side. • *Proposed Solution:* Provide or relocate accessible rear grab bar. • ***Notes:*** **Rear grab bar not offset from the centerline of the toilet.**	*PCODE* **WB07B** *ADAAG 91* **4.17.6** *ADA 2010* **604.5.2** *CBC 2007* **1115B.4.1.3.2** *CBC 2016* **11B-604.5.2** **Mitigated:** ○ YES ◉ NO	1	JOB	$1,020	**$1,020**
						
		Priority 3 *Severity* 2				
	Lavatory					
336	• *As-Built Description:* Lavatory: Fixture rim or counter height more than 34" above floor. • *As-Built:* **34.25" high** • *Proposed Solution:* Remount compliant fixture at accessible height.	*PCODE* **WD02A** *ADAAG 91* **4.19.2** *ADA 2010* **606.3** *CBC 2007* **1115B.4.3** *CBC 2016* **11B-606.3** **Mitigated:** ○ YES ◉ NO	1	JOB	$2,700	**$2,700**
						
		Priority 3 *Severity* 4				

Item no., Rm no. and Name	Existing Architectural Barrier and Proposed Solution	Codes / Mitigation Info	Qty	Unit	Cost	Total

Signage

334

- *As-Built Description:*

Braille symbols: dots are not 1/10" on centers in each cell with 2/10" space between cells.

- *Proposed Solution:*

CA only - Provide new compliant signage including Contracted Grade 2 Braille with Title 24 spacing requirements - 1/10" on center dots with 2/10" space between cells.

PCODE **SA07C**
CBC 2007 **1117B.5.6**
CBC 2016 **11B-703.3**

Mitigated:
○ YES
◉ NO

1 JOB $450 **$450**



Priority 3 *Severity* 3

Signage

335

- *As-Built Description:*

Required in CA only: identification symbol centered 58" to 60" high on sanitary facility door that contrasts with the door not provided (women: 12" ø circle, men: 12" triangle, unisex: combined symbol).

- *As-Built:* **62" high o.c.**
- *Proposed Solution:*

Provide properly mounted sanitary facility symbol when altering area. If wheelchair accessible, include International Symbol of Accessibility on sign.

PCODE **SA15**
CBC 2007 **1115B.6**
CBC 2016 **11B-703.7.2.6**

Mitigated:
○ YES
◉ NO

1 JOB $270 **$270**



Priority 3 *Severity* 3

Toilet Stall

342

- *As-Built Description:*

Toilet stall less than 60" wide.

- *As-Built:* **55" wide**
- *Proposed Solution:*

Provide new accessible stall.

PCODE **WB06**
ADAAG 91 **4.17.3**
ADA 2010 **604.8.1.1**
CBC 2007 **1115B.3.1.4.1**
CBC 2016 **11B-604.8.1.1**

Mitigated:
○ YES
◉ NO

1 JOB $4,500 **$4,500**



Priority 3 *Severity* 4

Item no., Rm no. and Name	Existing Architectural Barrier and Proposed Solution	Codes / Mitigation Info	Qty	Unit	Cost	Total

Water Closet

341

- *As-Built Description:*

CA only: In single-accommodation restroom less than 48" in front of water closet provided.

- *As-Built:* **34" to trash**
- *Proposed Solution:*

Remodel restroom to provide at least 48" in front of water closet.

PCODE **WB03A**

CBC 2007 **1115B.3.2.1**

CBC 2016 **11B-604.3.1**

Mitigated:

○ YES

◉ NO

1 JOB $15,000 **$15,000**



Priority 3

Severity 2

Item no., Rm no. and Name	Existing Architectural Barrier and Proposed Solution	Codes / Mitigation Info	Qty	Unit	Cost	Total

10 Restroom North Side ☐ Staff Only

Door

659 • *As-Built Description:*
Surface of required maneuvering clearance at door slopes more than 1/4":12" (2.0%).

• *As-Built:* **3.5%**

• *Proposed Solution:*
Modify surface slope at door.

PCODE **ID11**
ADAAG 91 **4.13.6**
ADA 2010 **404.2.4.4**
CBC 2007 **1133B.2.4**
CBC 2016 **11B-404.2.4**

Mitigated:
○ YES
◉ NO

35 SF $120 **$4,200**



Priority 3 *Severity* 4

Signage

660 • *As-Built Description:*
Braille symbols: dots are not 1/10" on centers in each cell with 2/10" space between cells.

• *Proposed Solution:*
CA only - Provide new compliant signage including Contracted Grade 2 Braille with Title 24 spacing requirements - 1/10" on center dots with 2/10" space between cells.

PCODE **SA07C**
CBC 2007 **1117B.5.6**
CBC 2016 **11B-703.3**

Mitigated:
○ YES
◉ NO

1 JOB $450 **$450**



Priority 3 *Severity* 3

Conceptual Costs for **Floor:** On-site **$175,395.00**

Facility: **Veterans Memorial Park** Part: **Exterior** Floor: **On-site**

Address: **600 W Robertson Blvd** Year Built: **TBD**

Item no., Rm no. and Name	Existing Architectural Barrier and Proposed Solution	Codes / Mitigation Info	Qty	Unit	Cost	Total
Conceptual Costs for	**Area:** Exterior					**$175,395.00**

Facility: **Veterans Memorial Park** Part: **Exterior** Floor: **On-site**

Address: **600 W Robertson Blvd** Year Built: **TBD**

Item no., Rm no. and Name	Existing Architectural Barrier and Proposed Solution	Codes / Mitigation Info	Qty	Unit	Cost	Total
Conceptual Costs for	**Facility:** Veterans Memorial Park					**$175,395.00**

Access Compliance Survey Report

Edward Ray Park

625 N 15th Street

Facility #: 109

City of Chowchilla

August 2020

SSA Project #: 19025

SALLY SWANSON
ARCHITECTS, INC.



109-0-1

Edwards Ray Park
Exterior- On-Site

1 — Item Number

CITY OF CHOWCHILLA CALIFORNIA
GATEWAY TO PROSPERITY
INCORPORATED FEB 7, 1923

Location:
625 N 15th St
Chowchilla, CA
93610

Facility:
EDWARDS RAY PARK

BARRIER LOCATION MAP

REF NORTH
N.T.S.

Prepared By:
Sally Swanson Architects
San Francisco, CA

Project #: 19025

Date: 8-27-2020

Sheet: 109-0-1

Item no., Rm no. and Name	Existing Architectural Barrier and Proposed Solution	Codes / Mitigation Info	Qty	Unit	Cost	Total

1 Accessible Parking

☐ Staff Only

Changes in Level

480

- *As-Built Description:*

Walk: Pavement dislocation creates abrupt change in level exceeding 1/2" in accessible route.

- *Proposed Solution:*

Remove, replace or repair area of pavement sufficient to correct abrupt change in level.

PCODE **EF03**
ADAAG 91 **4.3.8**
ADA 2010 **403.4**
CBC 2007 **1133B.7.4**
CBC 2016 **11B-403.4**

Mitigated:

○ YES
◉ NO

4 SF $63 **$252**



Priority 1 *Severity* 4

Floor or Ground Surfaces

481

- *As-Built Description:*

Access aisle at accessible parking space has slope greater than 1/4":12" (2%).

- *Proposed Solution:*

Modify slope at accessible parking space aisle.

- ***Notes:***

Relocate curb ramp outside of access aisle and parking stalls.

PCODE **EA05B**
ADAAG 91 **4.6.3**
ADA 2010 **502.4**
CBC 2007 **1129B.3.3**
CBC 2016 **11B-502.4**

Mitigated:

○ YES
◉ NO

100 SF $36 **$3,600**



Priority 1 *Severity* 2

Identification

477

- *As-Built Description:*

Sign for accessible parking space is missing or non-compliant.

- *Proposed Solution:*

Provide compliant parking signage for the left accessible van space.

- ***Notes:***

No Van sign for left space.

PCODE **EA04B**
ADAAG 91 **4.6.4**
ADA 2010 **502.6**
CBC 2007 **1129B.4**
CBC 2016 **11B-502.6**

Mitigated:

○ YES
◉ NO

1 JOB $945 **$945**



Priority 1 *Severity* 4

Item no., Rm no. and Name	Existing Architectural Barrier and Proposed Solution	Codes / Mitigation Info	Qty	Unit	Cost	Total

Minimum Number

476

- *As-Built Description:*

At parking lot with 26-50 spaces, the number of accessible spaces is less than required by code; 2 spaces required.

- *Proposed Solution:*

Provide required accessible parking spaces with signs including a minimum of one van space.

- ***Notes:***

39 Total spaces, 2 accessible

PCODE **EA01BREF**
ADAAG 91 **4.1.2(5)***
ADA 2010 **208.2**
CBC 2007 **Tbl. 11B-6**
CBC 2016 **11B-208.2 Tbl. 11B-208.2**

Mitigated:

○ YES
◉ NO

REF



Priority 1 *Severity* 0

Parking

479

- *As-Built Description:*

The words "NO PARKING" not painted on the ground within loading and unloading access aisle (12" min high white letters), located so that it is visible to traffic enforcement officials (required in CA only).

- *As-Built:* **No "NO PARKING"**
- *Proposed Solution:*

Provide the words “NO PARKING” in each access aisle, painted in 12” high letters, when altering area.

PCODE **EA04D**
CBC 2007 **1129B.3.1**
CBC 2016 **11B-502.3.3**

Mitigated:

○ YES
◉ NO

1 JOB $300 **$300**



Priority 1 *Severity* 4

Parking

19

- *As-Built Description:*

An accessible parking space shall be outlined or painted blue (required in CA only).

- *Proposed Solution:*

Identify accessible parking space using blue markings.

PCODE **EA04K**
CBC 2016 **11B-502.6**

Mitigated:

○ YES
◉ NO

1 JOB $360 **$360**



Priority 1 *Severity* 4

Item no., Rm no. and Name	Existing Architectural Barrier and Proposed Solution	Codes / Mitigation Info	Qty	Unit	Cost	Total
	Parking Signage					
478	• *As-Built Description:* CA only: Additional Sign or additional language below the symbol of accessibility stating "Minimum Fine $250" not provided. • *Proposed Solution:* Provide compliant parking signage that includes fine information.	*PCODE* **EA04G** *CBC 2007* **1129B.4** *CBC 2016* **11B-502.6.2** **Mitigated:** ○ YES ◉ NO	2	JOB	$300	**$600**



Priority 1 *Severity* 4

Item no., Rm no. and Name	Existing Architectural Barrier and Proposed Solution	Codes / Mitigation Info	Qty	Unit	Cost	Total

2 Accessible Parking

☐ Staff Only

Floor or Ground Surfaces

483

- *As-Built Description:*

Accessible parking space has slope greater than 1/4":12" (2%).

- *As-Built:* **3.2% at head of left space**
- *Proposed Solution:*

Modify slope at accessible parking space.

PCODE **EA05**
ADAAG 91 **4.6.3**
ADA 2010 **502.4**
CBC 2007 **1129B.3.3**
CBC 2016 **11B-502.4**

Mitigated:

○ YES
◉ NO

50 SF $36 **$1,800**



Priority 1 *Severity* 4

Parking Signage

482

- *As-Built Description:*

CA only: Additional Sign or additional language below the symbol of accessibility stating "Minimum Fine $250" not provided.

- *Proposed Solution:*

Provide compliant parking signage that includes fine information.

PCODE **EA04G**
CBC 2007 **1129B.4**
CBC 2016 **11B-502.6.2**

Mitigated:

○ YES
◉ NO

2 JOB $300 **$600**



Priority 1 *Severity* 4

Item no., Rm no. and Name	Existing Architectural Barrier and Proposed Solution	Codes / Mitigation Info	Qty	Unit	Cost	Total

3 Accessible Parking

☐ Staff Only

Floor or Ground Surfaces

484

- *As-Built Description:*

Accessible parking space has slope greater than 1/4":12" (2%).

- *As-Built:* **7%**
- *Proposed Solution:*

Modify slope at accessible parking space.

- ***Notes:***

Gutter slope creates slope within access aisle and stalls

PCODE **EA05**
ADAAG 91 **4.6.3**
ADA 2010 **502.4**
CBC 2007 **1129B.3.3**
CBC 2016 **11B-502.4**

Mitigated:

○ YES
◉ NO

24 SF $36 **$864**



Priority 1 *Severity* 2

Parking

486

- *As-Built Description:*

Parking sign is less than 80" above the finish floor or ground surface measured to the bottom of the sign when located on path of travel

- *As-Built:* **75" and 60" high on path**
- *Proposed Solution:*

Remount existing sign to 80" high the bottom of the lowest sign.

PCODE **EA04H**
ADAAG 91 **4.6.4**
ADA 2010 **502.7**
CBC 2007 **1129B.4**
CBC 2016 **11B-502.6**

Mitigated:

○ YES
◉ NO

1 JOB $135 **$135**



Priority 1 *Severity* 4

Parking Signage

485

- *As-Built Description:*

CA only: Additional Sign or additional language below the symbol of accessibility stating "Minimum Fine $250" not provided.

- *Proposed Solution:*

Provide compliant parking signage that includes fine information.

PCODE **EA04G**
CBC 2007 **1129B.4**
CBC 2016 **11B-502.6.2**

Mitigated:

○ YES
◉ NO

2 JOB $300 **$600**



Priority 1 *Severity* 4

Item no., Rm no. and Name	Existing Architectural Barrier and Proposed Solution	Codes / Mitigation Info	Qty	Unit	Cost	Total

4 Accessible Parking

☐ Staff Only

Curb Ramp

489

- *As-Built Description:*

Maximum slope of adjoining gutters, street surface at bottom of ramp exceeds 5% (1:20).

- *As-Built:* **8.0%**
- *Proposed Solution:*

Modify road/gutter slopes. Demolish existing and provide new curb ramp.

PCODE **EH02E**
ADAAG 91 **4.7.2**
ADA 2010 **406.2**
CBC 2007 **1127B.5.3**
CBC 2016 **11B-406.5.8**

Mitigated:

○ YES
◉ NO

1 JOB $3,750 **$3,750**



Priority 1 *Severity* 4

Floor or Ground Surfaces

487

- *As-Built Description:*

Accessible parking space has slope greater than 1/4":12" (2%).

- *As-Built:* **Perimeter of spaces have gutter with slopes of 5%**
- *Proposed Solution:*

Modify slope at accessible parking space.

PCODE **EA05**
ADAAG 91 **4.6.3**
ADA 2010 **502.4**
CBC 2007 **1129B.3.3**
CBC 2016 **11B-502.4**

Mitigated:

○ YES
◉ NO

100 SF $36 **$3,600**



Priority 1 *Severity* 3

Parking Signage

488

- *As-Built Description:*

CA only: Additional Sign or additional language below the symbol of accessibility stating "Minimum Fine $250" not provided.

- *Proposed Solution:*

Provide compliant parking signage that includes fine information.

PCODE **EA04G**
CBC 2007 **1129B.4**
CBC 2016 **11B-502.6.2**

Mitigated:

○ YES
◉ NO

2 JOB $300 **$600**



Priority 1 *Severity* 4

Item no., Rm no. and Name	Existing Architectural Barrier and Proposed Solution	Codes / Mitigation Info	Qty	Unit	Cost	Total

5 Baseball Field

☐ Staff Only

Disabled Seating

491

- *As-Built Description:*

Wheelchair space (33"x48") not provided at fixed seating with forward or rear approach. (NOTE: Space must be adjacent to regular seating; can provide easily removable fixed seat).

- *Proposed Solution:*

Remove fixed seating and provide wheelchair space plus necessary maneuvering clearance.

PCODE **GB01A**
ADAAG 91 **4.1.3(19)(a)**
ADA 2010 **221.2**
CBC 2007 **1104B.3.6**
CBC 2016 **11B-221.2**

Mitigated:

○ YES
◉ NO

1 JOB $1,350 **$1,350**



Priority 2 *Severity* 3

Walk

490

- *As-Built Description:*

Walk more than 36" but less than 48" wide (required in CA only).

- *Proposed Solution:*

Enlarge width of walk to 48".

- ***Notes:***

No accessible route to stands or dugouts.

PCODE **EF08**
CBC 2007 **1133B.7.1**
CBC 2016 **11B-403.5.1.3**

Mitigated:

○ YES
◉ NO

50 SF $135 **$6,750**



Priority 2 *Severity* 1

Facility: **Edward Ray Park** Part: **Exterior** Floor: **On-site**

Address: **625 N 15th Street** Year Built: **TBD**

Item no., Rm no. and Name	Existing Architectural Barrier and Proposed Solution	Codes / Mitigation Info	Qty	Unit	Cost	Total

6 Path of Travel

☐ Staff Only

Cross Slope

493

- *As-Built Description:*

Cross slope more than 1":48" (2.083%).

- *As-Built:* **3.3%**
- *Proposed Solution:*

Modify cross slope.

PCODE **EF07**
ADAAG 91 **4.3.7**
ADA 2010 **403.3**
CBC 2007 **1133B.7.1.3**
CBC 2016 **11B-403.3**

Mitigated:

○ YES
◉ NO

40 SF $75 **$3,000**



Priority 1 *Severity* 4

Item no., Rm no. and Name	Existing Architectural Barrier and Proposed Solution	Codes / Mitigation Info	Qty	Unit	Cost	Total

7 Unisex Restroom

☐ Staff Only

Accessories

642

- *As-Built Description:*

Toilet paper dispenser less than 15" (CA: 19") or more than 48" above floor or not within 7" to 9" from front of water closet (Note: CA pre-2010 is allowed within 12" from front of water closet).

- *As-Built:* **12" o.c.**
- *Proposed Solution:*

Relocate or provide new toilet paper dispenser.

PCODE **WG02**
ADAAG 91 **4.16.6**
ADA 2010 **604.7**
CBC 2007 **1115B.8.4**
CBC 2016 **11B-604.7**

Mitigated:
○ YES
◉ NO

1 JOB $225 **$225**



Priority 3 *Severity* 3

Door

639

- *As-Built Description:*

Surface of required maneuvering clearance at door slopes more than 1/4":12" (2.0%).

- *As-Built:* **8.5%**
- *Proposed Solution:*

Modify surface slope at door.

PCODE **ID11**
ADAAG 91 **4.13.6**
ADA 2010 **404.2.4.4**
CBC 2007 **1133B.2.4**
CBC 2016 **11B-404.2.4**

Mitigated:
○ YES
◉ NO

25 SF $120 **$3,000**



Priority 3 *Severity* 2

Door Swing

640

- *As-Built Description:*

Front approach: At pull side, door does not have clear and level maneuvering space measuring door width plus 18" x 60". (24" x 60" at exterior doors).

- *As-Built:* **Door width plus 16"**
- *Proposed Solution:*

Change door swing.

PCODE **ID23**
ADAAG 91 **Fig. 25(a)**
ADA 2010 **404.2.4**
CBC 2007 **11B-26A(a)**
CBC 2016 **11B-404.2.4**

Mitigated:
○ YES
◉ NO

1 JOB $1,500 **$1,500**



Priority 3 *Severity* 4

Item no., Rm no. and Name	Existing Architectural Barrier and Proposed Solution	Codes / Mitigation Info	Qty	Unit	Cost	Total
644	**Door Swing** • *As-Built Description:* Front approach: At pull side, door does not have clear and level maneuvering space measuring door width plus 18" x 60". (24" x 60" at exterior doors). • *As-Built:* **48" from face of door to lavatory** • *Proposed Solution:* Change door swing.	*PCODE* **ID23** *ADAAG 91* **Fig. 25(a)** *ADA 2010* **404.2.4** *CBC 2007* **11B-26A(a)** *CBC 2016* **11B-404.2.4** **Mitigated:** ○ YES ◉ NO	1	JOB	$1,500	**$1,500**



Priority 3 *Severity* 3

Item no., Rm no. and Name	Existing Architectural Barrier and Proposed Solution	Codes / Mitigation Info	Qty	Unit	Cost	Total
643	**Lavatory** • *As-Built Description:* Hot or sharp-surfaced water/drain pipe not insulated or covered. • *Proposed Solution:* Insulate or cover water/drain pipe.	*PCODE* **WD05** *ADAAG 91* **4.19.4** *ADA 2010* **606.5** *CBC 2007* **1115B.4.3.4** *CBC 2016* **11B-606.5** **Mitigated:** ○ YES ◉ NO	1	JOB	$360	**$360**



Priority 3 *Severity* 3

Item no., Rm no. and Name	Existing Architectural Barrier and Proposed Solution	Codes / Mitigation Info	Qty	Unit	Cost	Total
638	**Signage** • *As-Built Description:* Entrance to toilet or bathing facility not identified with ADAAG compliant signage. • *Proposed Solution:* Provide ADA compliant sign mounted at 48" min. above to baseline of the lowest Braille cells and 60" max. to baseline of the highest line of raised characters on nearest adjacent wall, on latch side of a single door (located not to cause a Braille reader to stand within the door swing).	*PCODE* **SA11A** *ADAAG 91* **4.1.3(16)(a)** *ADA 2010* **216.8** *CBC 2016* **11B-216.8** **Mitigated:** ○ YES ◉ NO	1	JOB	$270	**$270**



Priority 3 *Severity* 3

Item no., Rm no. and Name	Existing Architectural Barrier and Proposed Solution	Codes / Mitigation Info	Qty	Unit	Cost	Total
641	**Toilet Stall** • *As-Built Description:* Toilet stall less than 60" wide. • *As-Built:* **55" wide** • *Proposed Solution:* Provide new accessible stall.	*PCODE* **WB06** *ADAAG 91* **4.17.3** *ADA 2010* **604.8.1.1** *CBC 2007* **1115B.3.1.4.1** *CBC 2016* **11B-604.8.1.1** **Mitigated:** ○ YES ◉ NO	1	JOB	$4,500	**$4,500**



Priority 3 *Severity* 4

Item no., Rm no. and Name	Existing Architectural Barrier and Proposed Solution	Codes / Mitigation Info	Qty	Unit	Cost	Total

8 Men's Restroom ☐ Staff Only

Door Threshold

645 • *As-Built Description:*

Door inaccessible due to threshold or step at door exceeding 1/2".

• *As-Built:* **2" high**

• *Proposed Solution:*

Modify threshold to be no more than 1/2" by removing existing paving at door and providing landing with edge ramping (slope 1:20 max).

PCODE **ID02A**
ADAAG 91 **4.13.8**
ADA 2010 **404.2.5**
CBC 2007 **1133B.2.4.1**
CBC 2016 **11B-404.2.5**

Mitigated:
○ YES
◉ NO

1 JOB $1,200 **$1,200**



Priority 3 *Severity* 2

Grab Bars

648 • *As-Built Description:*

Side grab bar less than 42" long, or located more than 12 inches max. from the rear wall, or extending less than 54" from rear wall (CA only: front end min. 24" in front of water closet).

• *Proposed Solution:*

Provide or relocate accessible side grab bar.

PCODE **WB07A**
ADAAG 91 **Fig. 29(b)**
ADA 2010 **604.5.1**
CBC 2007 **1115B.4.1.3.1**
CBC 2016 **11B-604.5.1**

Mitigated:
○ YES
◉ NO

1 JOB $780 **$780**



Priority 3 *Severity* 1

Grab Bars

649 • *As-Built Description:*

The rear wall grab is less than 36" min. or does not extend from the centerline of the water closet 12" min. on one side and 24" min. on the other side.

• *Proposed Solution:*

Provide or relocate accessible rear grab bar.

PCODE **WB07B**
ADAAG 91 **4.17.6**
ADA 2010 **604.5.2**
CBC 2007 **1115B.4.1.3.2**
CBC 2016 **11B-604.5.2**

Mitigated:
○ YES
◉ NO

1 JOB $1,020 **$1,020**



Priority 3 *Severity* 1

Item no., Rm no. and Name	Existing Architectural Barrier and Proposed Solution	Codes / Mitigation Info	Qty	Unit	Cost	Total
	Lavatory					
650	• *As-Built Description:* Hot or sharp-surfaced water/drain pipe not insulated or covered. • *Proposed Solution:* Insulate or cover water/drain pipe.	*PCODE* **WD05** *ADAAG 91* **4.19.4** *ADA 2010* **606.5** *CBC 2007* **1115B.4.3.4** *CBC 2016* **11B-606.5** **Mitigated:** ○ YES ◉ NO	1	JOB	$360	**$360**
						
		Priority 3 *Severity* 3				
	Signage					
646	• *As-Built Description:* Entrance to toilet or bathing facility not identified with ADAAG compliant signage. • *Proposed Solution:* Provide ADA compliant sign mounted at 48" min. above to baseline of the lowest Braille cells and 60" max. to baseline of the highest line of raised characters on nearest adjacent wall, on latch side of a single door (located not to cause a Braille reader to stand within the door swing).	*PCODE* **SA11A** *ADAAG 91* **4.1.3(16)(a)** *ADA 2010* **216.8** *CBC 2016* **11B-216.8** **Mitigated:** ○ YES ◉ NO	1	JOB	$270	**$270**
						
		Priority 3 *Severity* 3				
	Toilet Stall					
647	• *As-Built Description:* Toilet stall less than 60" wide. • *As-Built:* **57" wide** • *Proposed Solution:* Provide new accessible stall.	*PCODE* **WB06** *ADAAG 91* **4.17.3** *ADA 2010* **604.8.1.1** *CBC 2007* **1115B.3.1.4.1** *CBC 2016* **11B-604.8.1.1** **Mitigated:** ○ YES ◉ NO	1	JOB	$4,500	**$4,500**
						
		Priority 3 *Severity* 4				

Item no., Rm no. and Name	Existing Architectural Barrier and Proposed Solution	Codes / Mitigation Info	Qty	Unit	Cost	Total

9 Women's Restroom

☐ Staff Only

Door Threshold

652

- *As-Built Description:*

Door inaccessible due to threshold or step at door exceeding 1/2".

- *As-Built:* **2" high**
- *Proposed Solution:*

Modify threshold to be no more than 1/2" by removing existing paving at door and providing landing with edge ramping (slope 1:20 max).

PCODE **ID02A**
ADAAG 91 **4.13.8**
ADA 2010 **404.2.5**
CBC 2007 **1133B.2.4.1**
CBC 2016 **11B-404.2.5**

Mitigated:

○ YES
◉ NO

1 JOB $1,200 **$1,200**



Priority 3 *Severity* 2

Grab Bars

654

- *As-Built Description:*

Side grab bar less than 42" long, or located more than 12 inches max. from the rear wall, or extending less than 54" from rear wall (CA only: front end min. 24" in front of water closet).

- *Proposed Solution:*

Provide or relocate accessible side grab bar.

PCODE **WB07A**
ADAAG 91 **Fig. 29(b)**
ADA 2010 **604.5.1**
CBC 2007 **1115B.4.1.3.1**
CBC 2016 **11B-604.5.1**

Mitigated:

○ YES
◉ NO

1 JOB $780 **$780**



Priority 3 *Severity* 1

Grab Bars

655

- *As-Built Description:*

The rear wall grab is less than 36" min. or does not extend from the centerline of the water closet 12" min. on one side and 24" min. on the other side.

- *Proposed Solution:*

Provide or relocate accessible rear grab bar.

PCODE **WB07B**
ADAAG 91 **4.17.6**
ADA 2010 **604.5.2**
CBC 2007 **1115B.4.1.3.2**
CBC 2016 **11B-604.5.2**

Mitigated:

○ YES
◉ NO

1 JOB $1,020 **$1,020**



Priority 3 *Severity* 1

Item no., Rm no. and Name	Existing Architectural Barrier and Proposed Solution	Codes / Mitigation Info	Qty	Unit	Cost	Total

Signage

651

- *As-Built Description:*

Entrance to toilet or bathing facility not identified with ADAAG compliant signage.

- *Proposed Solution:*

Provide ADA compliant sign mounted at 48" min. above to baseline of the lowest Braille cells and 60" max. to baseline of the highest line of raised characters on nearest adjacent wall, on latch side of a single door (located not to cause a Braille reader to stand within the door swing).

PCODE **SA11A**
ADAAG 91 **4.1.3(16)(a)**
ADA 2010 **216.8**
CBC 2016 **11B-216.8**

Mitigated:

○ YES
◉ NO

1 JOB $270 **$270**



Priority 3 *Severity* 3

Item no., Rm no. and Name	Existing Architectural Barrier and Proposed Solution	Codes / Mitigation Info	Qty	Unit	Cost	Total

10 Playground

☐ Staff Only

Accessible Route

656

- *As-Built Description:*

No walk / sidewalk provided to connect accessible facilities or elements that are on the same site.

- *Proposed Solution:*

Provide new 48" wide walk / sidewalk.

PCODE **EF13**
ADAAG 91 **4.3.2**
ADA 2010 **206.1**
CBC 2007 **1114B.1.2**
CBC 2016 **11B-206.1**

Mitigated:

○ YES
◉ NO

100 LF $135 **$13,500**



Priority 2 *Severity* 3

Door

657

- *As-Built Description:*

At push side of door on accessible route, bottom 10" does not have a smooth, uninterrupted surface.

- *Proposed Solution:*

Provide 10" min. "kick plate" covering width of door when altering area.

PCODE **ID06**
ADA 2010 **404.2.10**
CBC 2007 **1133B.2.6**
CBC 2016 **11B-404.2.10**

Mitigated:

○ YES
◉ NO

1 JOB $300 **$300**



Priority 2 *Severity* 3

General Note

658

- *As-Built Description:*

Refer to notes for observation and recommendation.

- *Proposed Solution:*
- ***Notes:***

Playground currently closed

PCODE **GN01**
CBC 2016 **11B-404.2.10**

Mitigated:

○ YES
◉ NO

REF



Priority 2 *Severity* 0

Item no., Rm no. and Name	Existing Architectural Barrier and Proposed Solution	Codes / Mitigation Info	Qty	Unit	Cost	Total

11 Accessible Parking

☐ Staff Only

Curb Ramp

677 • *As-Built Description:*
Slope greater than 1:12 (8.3%).
• *As-Built:* **9.9%**
• *Proposed Solution:*
Demolish existing and provide new curb ramp.

PCODE **EH02A**
ADAAG 91 **4.7.2**
ADA 2010 **406.1**
CBC 2007 **1127B.5.3**
CBC 2016 **11B-406.2.1**

Mitigated:
○ YES
◉ NO

1 JOB $7,500 **$7,500**



Priority 1 *Severity* 4

Curb Ramp

679 • *As-Built Description:*
Side slopes more than 1:10 (10%).
• *As-Built:* **24%**
• *Proposed Solution:*
Modify curb ramp. Demolish side slopes and replace with 1:10 side slopes if 48" level top landing is provided.

PCODE **EH05A**
ADAAG 91 **4.7.5**
ADA 2010 **406.3**
CBC 2007 **1127B.5.3**
CBC 2016 **11B-406.2.2**

Mitigated:
○ YES
◉ NO

2 JOB $6,000 **$12,000**



Priority 1 *Severity* 1

Parking

673 • *As-Built Description:*
Accessible parking space does not have 5' wide access aisle; 8' wide for van accessible aisle.
• *Proposed Solution:*
Modify parking aisle(s) to create accessible space by restriping.

PCODE **EA02B**
ADAAG 91 **4.6.3**
ADA 2010 **502.3**
CBC 2007 **1129B.3.1**
CBC 2016 **11B-502.2; 11B -502.3.1**

Mitigated:
○ YES
◉ NO

1 JOB $600 **$600**



Priority 1 *Severity* 4

Item no., Rm no. and Name	Existing Architectural Barrier and Proposed Solution	Codes / Mitigation Info	Qty	Unit	Cost	Total
	Parking					
674	• *As-Built Description:* The words "NO PARKING" not painted on the ground within loading and unloading access aisle (12" min high white letters), located so that it is visible to traffic enforcement officials (required in CA only). • *Proposed Solution:* Provide the words “NO PARKING” in each access aisle, painted in 12” high letters, when altering area.	*PCODE* **EA04D** *CBC 2007* **1129B.3.1** *CBC 2016* **11B-502.3.3** **Mitigated:** ○ YES ◉ NO	1	JOB	$300	**$300**
						
		Priority 1 *Severity* 4				
	Parking					
24	• *As-Built Description:* An accessible parking space shall be outlined or painted blue (required in CA only). • *Proposed Solution:* Identify accessible parking space using blue markings.	*PCODE* **EA04K** *CBC 2016* **11B-502.6** **Mitigated:** ○ YES ◉ NO	1	JOB	$360	**$360**
						
		Priority 1 *Severity* 4				
	Parking Signage					
675	• *As-Built Description:* CA only: Additional Sign or additional language below the symbol of accessibility stating “Minimum Fine $250” not provided. • *Proposed Solution:* Provide compliant parking signage that includes fine information.	*PCODE* **EA04G** *CBC 2007* **1129B.4** *CBC 2016* **11B-502.6.2** **Mitigated:** ○ YES ◉ NO	1	JOB	$300	**$300**
						
		Priority 1 *Severity* 4				

Item no., Rm no. and Name	Existing Architectural Barrier and Proposed Solution	Codes / Mitigation Info	Qty	Unit	Cost	Total

12 Picnic Area

☐ Staff Only

Accessible Route

681

- *As-Built Description:*

No walk / sidewalk provided to connect accessible facilities or elements that are on the same site.

- *Proposed Solution:*

Provide new 48" wide walk / sidewalk.

- ***Notes:***

No accessible route to BBQ.

PCODE **EF13**
ADAAG 91 **4.3.2**
ADA 2010 **206.1**
CBC 2007 **1114B.1.2**
CBC 2016 **11B-206.1**

Mitigated:

○ YES
◉ NO

5 LF $135 **$675**



Priority 2 *Severity* 3

Accessible Route

682

- *As-Built Description:*

No walk / sidewalk provided to connect accessible facilities or elements that are on the same site.

- *Proposed Solution:*

Provide new 48" wide walk / sidewalk.

- ***Notes:***

No accessible route to drinking fountain.

PCODE **EF13**
ADAAG 91 **4.3.2**
ADA 2010 **206.1**
CBC 2007 **1114B.1.2**
CBC 2016 **11B-206.1**

Mitigated:

○ YES
◉ NO

10 LF $135 **$1,350**



Priority 2 *Severity* 3

Drinking Fountain

683

- *As-Built Description:*

Where only one drinking fountain is provided per floor: Fountain is not accessible to individuals who use wheelchairs, or to those who have difficulty bending or stooping.

- *Proposed Solution:*

Provide additional fountain or hi-lo combination fountain.

- ***Notes:***

No accessible water fountain provided.

PCODE **IA01A**
ADAAG 91 **4.1.3(10)(a)**
ADA 2010 **211.1**
CBC 2007 **1115B.4.6.1**
CBC 2016 **11B-211.1**

Mitigated:

○ YES
◉ NO

1 JOB $6,000 **$6,000**



Priority 2 *Severity* 2

Item no., Rm no. and Name	Existing Architectural Barrier and Proposed Solution	Codes / Mitigation Info	Qty	Unit	Cost	Total
680	**Non-Fixed Desk** • *As-Built Description:* Accessible non-fixed table or desk (top 28" to 34" high; knee space at least 27" high x 19" deep x 30" wide) not provided. • *Proposed Solution:* Provide table or desk with accessible dimensions when purchasing new furniture. • ***Notes:*** **10 tables, no accessible seat provided.**	*PCODE* **IN02A** *ADAAG 91* **4.32.3 & .4** *ADA 2010* **306.1** *CBC 2007* **1122B.3 & 4** *CBC 2016* **11B-306.1 & 11B -902.3** **Mitigated:** ○ YES ◉ NO	1	JOB	$4,800	**$4,800**



Priority 2 *Severity* 2

Item no., Rm no. and Name	Existing Architectural Barrier and Proposed Solution	Codes / Mitigation Info	Qty	Unit	Cost	Total

13 Basketball

☐ Staff Only

Accessible Route

684

- *As-Built Description:*

No walk / sidewalk provided to connect accessible facilities or elements that are on the same site.

- *Proposed Solution:*

Provide new 48" wide walk / sidewalk.

- ***Notes:***

No accessible route to basketball court.

PCODE **EF13**
ADAAG 91 **4.3.2**
ADA 2010 **206.1**
CBC 2007 **1114B.1.2**
CBC 2016 **11B-206.1**

Mitigated:

○ YES
◉ NO

10 LF $135 **$1,350**



Priority 2 *Severity* 3

Item no., Rm no. and Name	Existing Architectural Barrier and Proposed Solution	Codes / Mitigation Info	Qty	Unit	Cost	Total

14 Playground

☐ Staff Only

Drinking Fountain

686

- *As-Built Description:*

Where only one drinking fountain is provided per floor: Fountain is not accessible to individuals who use wheelchairs, or to those who have difficulty bending or stooping.

- *Proposed Solution:*

Provide additional fountain or hi-lo combination fountain.

PCODE **IA01A**
ADAAG 91 **4.1.3(10)(a)**
ADA 2010 **211.1**
CBC 2007 **1115B.4.6.1**
CBC 2016 **11B-211.1**

Mitigated:

○ YES
◉ NO

1 JOB $6,000 **$6,000**



Priority 2 *Severity* 2

Drinking Fountain

687

- *As-Built Description:*

Drinking fountain lacks protection for visually impaired persons.

- *Proposed Solution:*

Provide cane-detectable rails.

PCODE **IA05C**
ADAAG 91 **4.4.1**
ADA 2010 **307.2**
CBC 2007 **1115B.4.6.3**
CBC 2016 **11B-307.2**

Mitigated:

○ YES
◉ NO

1 JOB $1,500 **$1,500**



Priority 2 *Severity* 3

Non-Fixed Desk

685

- *As-Built Description:*

Accessible non-fixed table or desk (top 28" to 34" high; knee space at least 27" high x 19" deep x 30" wide) not provided.

- *Proposed Solution:*

Provide table or desk with accessible dimensions when purchasing new furniture.

PCODE **IN02A**
ADAAG 91 **4.32.3 & .4**
ADA 2010 **306.1**
CBC 2007 **1122B.3 & 4**
CBC 2016 **11B-306.1 & 11B -902.3**

Mitigated:

○ YES
◉ NO

1 JOB $4,800 **$4,800**



Priority 2 *Severity* 2

Item no., Rm no. and Name	Existing Architectural Barrier and Proposed Solution	Codes / Mitigation Info	Qty	Unit	Cost	Total
688	**Surfacing** • *As-Built Description:* Accessible route within 8'-0" of play equipment is not firm, resilient safety surfacing. • *Proposed Solution:* Provide 8'-0" resilient surfacing around play structure. • ***Notes:*** **There is a 5" drop from the ramp surface to the surface of the playground. Provide a smooth transition down to the play surface.**	*PCODE* **OA01** *ADAAG 91* **36 CFR Part** *ADA 2010* **1191** **1008.2.6** *CBC 2007* **DSA 99-02** *CBC 2016* **11B-1008.2.6** **Mitigated:** ○ YES ◉ NO	25	SF	$27	**$675**



Priority 2 *Severity* 2

Item no., Rm no. and Name	Existing Architectural Barrier and Proposed Solution	Codes / Mitigation Info	Qty	Unit	Cost	Total

15 Softball Field

☐ Staff Only

Disabled Seating

690

- *As-Built Description:*

Wheelchair space (33"x48") not provided at fixed seating with forward or rear approach. (NOTE: Space must be adjacent to regular seating; can provide easily removable fixed seat).

- *Proposed Solution:*

Remove fixed seating and provide wheelchair space plus necessary maneuvering clearance.

PCODE **GB01A**
ADAAG 91 **4.1.3(19)(a)**
ADA 2010 **221.2**
CBC 2007 **1104B.3.6**
CBC 2016 **11B-221.2**

Mitigated:

○ YES
◉ NO

2 JOB $1,350 **$2,700**



Priority 2 *Severity* 3

Door

691

- *As-Built Description:*

At push side of door on accessible route, bottom 10" does not have a smooth, uninterrupted surface.

- *Proposed Solution:*

Provide 10" min. "kick plate" covering width of door when altering area.

PCODE **ID06**
ADA 2010 **404.2.10**
CBC 2007 **1133B.2.6**
CBC 2016 **11B-404.2.10**

Mitigated:

○ YES
◉ NO

1 JOB $300 **$300**



Priority 2 *Severity* 3

Public Counter

692

- *As-Built Description:*

Service counter (stand-up): Accessible section min. 36" length and 36" max. height (in CA: 28" to 34" high) not provided.

- *As-Built:* **42" high**
- *Proposed Solution:*

Retrofit existing counter to provide accessible section.
Interim solution: Provide auxiliary counter, table, or clipboard.

PCODE **IN03**
ADAAG 91 **7.2(2)**
ADA 2010 **904.4**
CBC 2007 **1122B.4**
CBC 2016 **11B-904.4**

Mitigated:

○ YES
◉ NO

1 JOB $6,000 **$6,000**



Priority 2 *Severity* 3

Item no., Rm no. and Name	Existing Architectural Barrier and Proposed Solution	Codes / Mitigation Info	Qty	Unit	Cost	Total
	Walk					
689	• *As-Built Description:* Walk: Slope greater than 1:20 (5.0%), and walk does not comply with requirements for ramps. • *As-Built:* **7.5%** • *Proposed Solution:* Modify walk/sidewalk slope to 1:20 or less.	*PCODE* **EF01** *ADAAG 91* **4.3.7** *ADA 2010* **403.3** *CBC 2007* **1133B.7.3** *CBC 2016* **11B-403.3** **Mitigated:** ○ YES ◉ NO	50	SF	$75	**$3,750**



Priority 2 *Severity* 4

Item no., Rm no. and Name	Existing Architectural Barrier and Proposed Solution	Codes / Mitigation Info	Qty	Unit	Cost	Total

16 Softball Field

☐ Staff Only

Disabled Seating

693

- *As-Built Description:*

Wheelchair space (33"x48") not provided at fixed seating with forward or rear approach. (NOTE: Space must be adjacent to regular seating; can provide easily removable fixed seat).

- *Proposed Solution:*

Remove fixed seating and provide wheelchair space plus necessary maneuvering clearance.

PCODE **GB01A**
ADAAG 91 **4.1.3(19)(a)**
ADA 2010 **221.2**
CBC 2007 **1104B.3.6**
CBC 2016 **11B-221.2**

Mitigated:

○ YES
◉ NO

2 JOB $1,350 **$2,700**



Priority 2 *Severity* 3

Walk

694

- *As-Built Description:*

Walk: Slope greater than 1:20 (5.0%), and walk does not comply with requirements for ramps.

- *As-Built:* **9.1%**
- *Proposed Solution:*

Modify walk/sidewalk slope to 1:20 or less.

PCODE **EF01**
ADAAG 91 **4.3.7**
ADA 2010 **403.3**
CBC 2007 **1133B.7.3**
CBC 2016 **11B-403.3**

Mitigated:

○ YES
◉ NO

75 SF $75 **$5,625**



Priority 2 *Severity* 3

Item no., Rm no. and Name	Existing Architectural Barrier and Proposed Solution	Codes / Mitigation Info	Qty	Unit	Cost	Total

17 Women's Restroom

☐ Staff Only

Accessories

701

- *As-Built Description:*

Bottom of mirror located above lavatories or countertops more than 40" above floor.

- *As-Built:* **50" high**
- *Proposed Solution:*

Relocate or provide new accessible mirror.

PCODE **WG03**
ADAAG 91 **4.19.6**
ADA 2010 **603.3**
CBC 2007 **1115B.8.1**
CBC 2016 **11B-603.3**

Mitigated:
○ YES
◉ NO

1 JOB $450 **$450**



Priority 3 *Severity* 3

Door

695

- *As-Built Description:*

Surface of required maneuvering clearance at door slopes more than 1/4":12" (2.0%).

- *As-Built:* **3.7%**
- *Proposed Solution:*

Modify surface slope at door.

PCODE **ID11**
ADAAG 91 **4.13.6**
ADA 2010 **404.2.4.4**
CBC 2007 **1133B.2.4**
CBC 2016 **11B-404.2.4**

Mitigated:
○ YES
◉ NO

25 SF $120 **$3,000**



Priority 3 *Severity* 4

Door Swing

698

- *As-Built Description:*

Front approach: At pull side, door does not have clear and level maneuvering space measuring door width plus 18" x 60". (24" x 60" at exterior doors).

- *As-Built:* **48" from face of door to wall**
- *Proposed Solution:*

Change door swing.

PCODE **ID23**
ADAAG 91 **Fig. 25(a)**
ADA 2010 **404.2.4**
CBC 2007 **11B-26A(a)**
CBC 2016 **11B-404.2.4**

Mitigated:
○ YES
◉ NO

1 JOB $1,500 **$1,500**



Priority 3 *Severity* 3

Item no., Rm no. and Name	Existing Architectural Barrier and Proposed Solution	Codes / Mitigation Info	Qty	Unit	Cost	Total
707	**Grab Bars** • *As-Built Description:* Side grab bar less than 42" long, or located more than 12 inches max. from the rear wall, or extending less than 54" from rear wall (CA only: front end min. 24" in front of water closet). • *Proposed Solution:* Provide or relocate accessible side grab bar.	*PCODE* **WB07A** *ADAAG 91* **Fig. 29(b)** *ADA 2010* **604.5.1** *CBC 2007* **1115B.4.1.3.1** *CBC 2016* **11B-604.5.1** **Mitigated:** ○ YES ◉ NO	1	JOB	$780	**$780**



Priority 3 *Severity* 1

706	**Grab Bars** • *As-Built Description:* The rear wall grab is less than 36" min. or does not extend from the centerline of the water closet 12" min. on one side and 24" min. on the other side. • *Proposed Solution:* Provide or relocate accessible rear grab bar.	*PCODE* **WB07B** *ADAAG 91* **4.17.6** *ADA 2010* **604.5.2** *CBC 2007* **1115B.4.1.3.2** *CBC 2016* **11B-604.5.2** **Mitigated:** ○ YES ◉ NO	1	JOB	$1,020	**$1,020**



Priority 3 *Severity* 1

699	**Lavatory** • *As-Built Description:* Knee clearance 27" min. high starting 8" back from the front edge of the lavatory towards the wall is not provided. • *As-Built:* **Knee space: 25" high** • *Proposed Solution:* Remount compliant fixture to accessible height.	*PCODE* **WD04A** *ADAAG 91* **Fig. 31** *ADA 2010* **306.3.3** *CBC 2007* **1115B.4.3** *CBC 2016* **11B-306.3.3** **Mitigated:** ○ YES ◉ NO	1	JOB	$4,500	**$4,500**



Priority 3 *Severity* 2

Item no., Rm no. and Name	Existing Architectural Barrier and Proposed Solution	Codes / Mitigation Info	Qty	Unit	Cost	Total
	Lavatory					
700	• *As-Built Description:* Hot or sharp-surfaced water/drain pipe not insulated or covered. • *Proposed Solution:* Insulate or cover water/drain pipe.	*PCODE* **WD05** *ADAAG 91* **4.19.4** *ADA 2010* **606.5** *CBC 2007* **1115B.4.3.4** *CBC 2016* **11B-606.5** **Mitigated:** ○ YES ● NO	1	JOB	$360	**$360**
						
		Priority 3 *Severity* 3				
	Signage					
696	• *As-Built Description:* Entrance to toilet or bathing facility not identified with ADAAG compliant signage. • *Proposed Solution:* Provide ADA compliant sign mounted at 48" min. above to baseline of the lowest Braille cells and 60" max. to baseline of the highest line of raised characters on nearest adjacent wall, on latch side of a single door (located not to cause a Braille reader to stand within the door swing).	*PCODE* **SA11A** *ADAAG 91* **4.1.3(16)(a)** *ADA 2010* **216.8** *CBC 2016* **11B-216.8** **Mitigated:** ○ YES ● NO	1	JOB	$270	**$270**
						
		Priority 3 *Severity* 3				
	Signage					
697	• *As-Built Description:* Required in CA only: identification symbol centered 58" to 60" high on sanitary facility door that contrasts with the door not provided (women: 12" ø circle, men: 12" triangle, unisex: combined symbol). • *Proposed Solution:* Provide properly mounted sanitary facility symbol when altering area. If wheelchair accessible, include International Symbol of Accessibility on sign.	*PCODE* **SA15** *CBC 2007* **1115B.6** *CBC 2016* **11B-703.7.2.6** **Mitigated:** ○ YES ● NO	1	JOB	$270	**$270**
						
		Priority 3 *Severity* 3				

Item no., Rm no. and Name	Existing Architectural Barrier and Proposed Solution	Codes / Mitigation Info	Qty	Unit	Cost	Total
705	**Stall Door** • *As-Built Description:* Stall door to accessible compartment not self closing. • *Proposed Solution:* Adjust closer.	*PCODE* **WB05B** *ADAAG 91* **4.22.4** *ADA 2010* **604.8.1.2** *CBC 2007* **1115B.3.1.4.4** *CBC 2016* **11B-604.8.1.2** **Mitigated:** ○ YES ◉ NO	1	JOB	$75	**$75**



Priority 3 *Severity* 4

Item no., Rm no. and Name	Existing Architectural Barrier and Proposed Solution	Codes / Mitigation Info	Qty	Unit	Cost	Total
704	**Stall Door** • *As-Built Description:* Stall door does not have accessible operating hardware (U-pulls on both sides, flip-over or sliding lock). • *Proposed Solution:* Provide new accessible locking hardware that does not require grasping, pinching, or twisting and U-pulls on both sides.	*PCODE* **WB05C** *ADAAG 91* **4.17.5** *ADA 2010* **604.8.1.2** *CBC 2007* **1115B.3.1.4.5** *CBC 2016* **11B-604.8.1.2** **Mitigated:** ○ YES ◉ NO	1	JOB	$300	**$300**



Priority 3 *Severity* 3

Item no., Rm no. and Name	Existing Architectural Barrier and Proposed Solution	Codes / Mitigation Info	Qty	Unit	Cost	Total
702	**Toilet Stall** • *As-Built Description:* Toilet stall less than 60" wide. • *Proposed Solution:* Provide new accessible stall.	*PCODE* **WB06** *ADAAG 91* **4.17.3** *ADA 2010* **604.8.1.1** *CBC 2007* **1115B.3.1.4.1** *CBC 2016* **11B-604.8.1.1** **Mitigated:** ○ YES ◉ NO	1	JOB	$4,500	**$4,500**



Priority 3 *Severity* 3

Item no., Rm no. and Name	Existing Architectural Barrier and Proposed Solution	Codes / Mitigation Info	Qty	Unit	Cost	Total
	Water Closet					
703	• *As-Built Description:* Water closet not 16"-18" (CA: 17"-18") from near side wall to center line of water closet (2010 ADAAG: 16"-18"). • *As-Built:* **24" o.c.** • *Proposed Solution:* Relocate existing water closet and plumbing, remount with offset closet flange to provide 18" max. from side wall.	*PCODE* **WB02C** *ADAAG 91* **Fig. 28** *ADA 2010* **604.2** *CBC 2007* **1115B.4.1.1** *CBC 2016* **11B-604.2** **Mitigated:** ○ YES ◉ NO	1	JOB	$1,500	**$1,500**
	Water Closet					
708	• *As-Built Description:* CA only: In single-accommodation restroom less than 48" in front of water closet provided. • *As-Built:* **42" in front** • *Proposed Solution:* Remodel restroom to provide at least 48" in front of water closet or reverse the swing of the door.	*PCODE* **WB03A** *CBC 2007* **1115B.3.2.1** *CBC 2016* **11B-604.3.1** **Mitigated:** ○ YES ◉ NO	1	JOB	$15,000	**$15,000**



Priority 3 *Severity* 2



Priority 3 *Severity* 3

Item no., Rm no. and Name	Existing Architectural Barrier and Proposed Solution	Codes / Mitigation Info	Qty	Unit	Cost	Total

18 Men's Restroom ☐ Staff Only

Door

709

- *As-Built Description:*

Surface of required maneuvering clearance at door slopes more than 1/4":12" (2.0%).

- *As-Built:* **3.7%**
- *Proposed Solution:*

Modify surface slope at door.

PCODE **ID11**
ADAAG 91 **4.13.6**
ADA 2010 **404.2.4.4**
CBC 2007 **1133B.2.4**
CBC 2016 **11B-404.2.4**

Mitigated:
○ YES
◉ NO

25 SF $120 **$3,000**



Priority 3 *Severity* 4

Door Swing

710

- *As-Built Description:*

Front approach: At pull side, door does not have clear and level maneuvering space measuring door width plus 18" x 60". (24" x 60" at exterior doors).

- *As-Built:* **48" from face of door to wall**
- *Proposed Solution:*

Change door swing.

PCODE **ID23**
ADAAG 91 **Fig. 25(a)**
ADA 2010 **404.2.4**
CBC 2007 **11B-26A(a)**
CBC 2016 **11B-404.2.4**

Mitigated:
○ YES
◉ NO

1 JOB $1,500 **$1,500**



Priority 3 *Severity* 3

Fixed Bench

716

- *As-Built Description:*

Clear and level floor or ground space (30" x 48") not overlapping with other clear space requirements, is not provided at at least one end of the bench.

- *Proposed Solution:*

Provide and position a clear and level floor or ground space to allow wheelchair users to be seated shoulder-to-shoulder with an individual seated on the bench.

PCODE **NO07**
ADAAG 91 **4.32.2**
ADA 2010 **903.2**
CBC 2007 **1118B.4**
CBC 2016 **11B-903.2**

Mitigated:
○ YES
◉ NO

1 JOB $1,500 **$1,500**



Priority 3 *Severity* 2

Item no., Rm no. and Name	Existing Architectural Barrier and Proposed Solution	Codes / Mitigation Info	Qty	Unit	Cost	Total
	Lavatory					
713	• *As-Built Description:* Knee clearance 27" min. high starting 8" back from the front edge of the lavatory towards the wall is not provided. • *As-Built:* **Knee space: 24" high** • *Proposed Solution:* Remount compliant fixture to accessible height.	*PCODE* **WD04A** *ADAAG 91* **Fig. 31** *ADA 2010* **306.3.3** *CBC 2007* **1115B.4.3** *CBC 2016* **11B-306.3.3** **Mitigated:** ○ YES ◉ NO	1	JOB	$4,500	**$4,500**
						
		Priority 3 ***Severity*** 2				
	Lavatory					
714	• *As-Built Description:* Hot or sharp-surfaced water/drain pipe not insulated or covered. • *Proposed Solution:* Insulate or cover water/drain pipe.	*PCODE* **WD05** *ADAAG 91* **4.19.4** *ADA 2010* **606.5** *CBC 2007* **1115B.4.3.4** *CBC 2016* **11B-606.5** **Mitigated:** ○ YES ◉ NO	1	JOB	$360	**$360**
						
		Priority 3 ***Severity*** 3				
	Restroom					
715	• *As-Built Description:* Multiple accommodation restroom not accessible; multiple compliance violations. • *Proposed Solution:* Remodel area to provide accessible restroom with one accessible stall, lavatory (and one urinal at Mens).	*PCODE* **WA01A** *ADAAG 91* **4.22** *ADA 2010* **603.1** *CBC 2007* **1115B.3.1** *CBC 2016* **11B-603.1** **Mitigated:** ○ YES ◉ NO	1	JOB	?	**$105,000**
						
		Priority 3 ***Severity*** 1				

Item no., Rm no. and Name	Existing Architectural Barrier and Proposed Solution	Codes / Mitigation Info	Qty	Unit	Cost	Total
	Signage					
711	• *As-Built Description:* Entrance to toilet or bathing facility not identified with ADAAG compliant signage. • *Proposed Solution:* Provide ADA compliant sign mounted at 48" min. above to baseline of the lowest Braille cells and 60" max. to baseline of the highest line of raised characters on nearest adjacent wall, on latch side of a single door (located not to cause a Braille reader to stand within the door swing).	*PCODE* **SA11A** *ADAAG 91* **4.1.3(16)(a)** *ADA 2010* **216.8** *CBC 2016* **11B-216.8** **Mitigated:** ○ YES ◉ NO	1	JOB	$270	**$270**
						
		Priority **3** *Severity* **3**				
	Signage					
712	• *As-Built Description:* Required in CA only: identification symbol centered 58" to 60" high on sanitary facility door that contrasts with the door not provided (women: 12" ø circle, men: 12" triangle, unisex: combined symbol). • *Proposed Solution:* Provide properly mounted sanitary facility symbol when altering area. If wheelchair accessible, include International Symbol of Accessibility on sign.	*PCODE* **SA15** *CBC 2007* **1115B.6** *CBC 2016* **11B-703.7.2.6** **Mitigated:** ○ YES ◉ NO	1	JOB	$270	**$270**
						
		Priority **3** *Severity* **3**				

Conceptual Costs for **Floor:** On-site **$284,871.00**

Facility: **Edward Ray Park** Part: **Exterior** Floor: **On-site**

Address: **625 N 15th Street** Year Built: **TBD**

Item no., Rm no. and Name	Existing Architectural Barrier and Proposed Solution	Codes / Mitigation Info	Qty	Unit	Cost	Total
Conceptual Costs for	**Area:** Exterior					**$284,871.00**

Facility: **Edward Ray Park** Part: **Exterior** Floor: **On-site**

Address: **625 N 15th Street** Year Built: **TBD**

Item no., Rm no. and Name	Existing Architectural Barrier and Proposed Solution	Codes / Mitigation Info	Qty	Unit	Cost	Total
Conceptual Costs for	**Facility:** Edward Ray Park					**$284,871.00**
Conceptual Costs for	City of Chowchilla					**$3,144,363.00**

City of Chowchilla

Appendix B: Sidewalks

Access Compliance Survey Report

City of Chowchilla- Sidewalks
August 2020
SSA Project # 19025

SALLY SWANSON
ARCHITECTS, INC.

TABLE OF CONTENTS

I. Access Compliance Survey Report
- i. Report Navigation and Legend, Abbreviations
- ii. Master Street List
- iii. Cost Summary

II. Survey Data for Sidewalks
- i. Survey Data



NAVIGATION & LEGEND

NAVIGATION

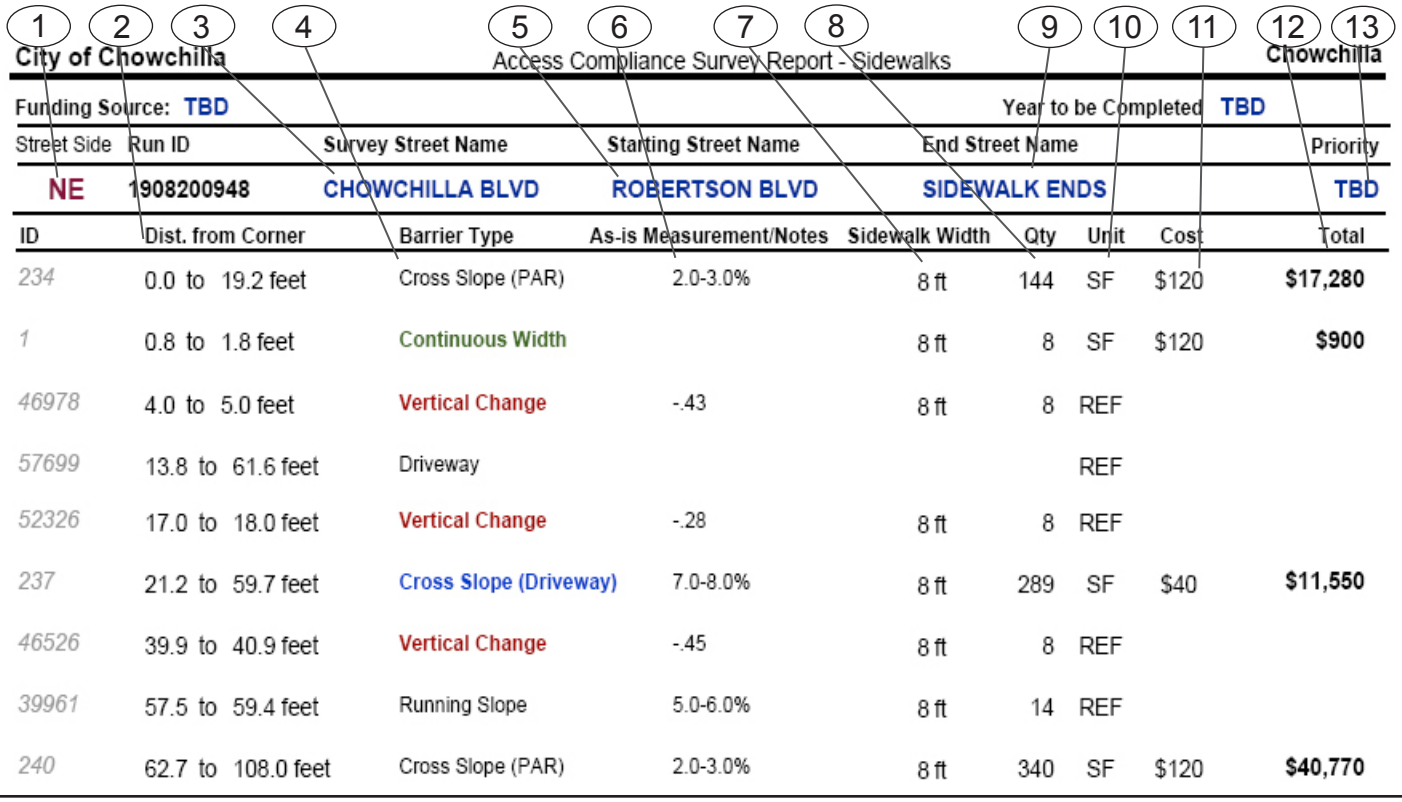

City of Chowchilla — Access Compliance Survey Report - Sidewalks — Chowchilla

Funding Source: TBD — Year to be Completed: TBD

Street Side	Run ID	Survey Street Name	Starting Street Name	End Street Name	Priority
NE	1908200948	CHOWCHILLA BLVD	ROBERTSON BLVD	SIDEWALK ENDS	TBD

ID	Dist. from Corner	Barrier Type	As-is Measurement/Notes	Sidewalk Width	Qty	Unit	Cost	Total
234	0.0 to 19.2 feet	Cross Slope (PAR)	2.0-3.0%	8 ft	144	SF	$120	$17,280
1	0.8 to 1.8 feet	Continuous Width		8 ft	8	SF	$120	$900
46978	4.0 to 5.0 feet	Vertical Change	-.43	8 ft	8	REF		
57699	13.8 to 61.6 feet	Driveway				REF		
52326	17.0 to 18.0 feet	Vertical Change	-.28	8 ft	8	REF		
237	21.2 to 59.7 feet	Cross Slope (Driveway)	7.0-8.0%	8 ft	289	SF	$40	$11,550
46526	39.9 to 40.9 feet	Vertical Change	-.45	8 ft	8	REF		
39961	57.5 to 59.4 feet	Running Slope	5.0-6.0%	8 ft	14	REF		
240	62.7 to 108.0 feet	Cross Slope (PAR)	2.0-3.0%	8 ft	340	SF	$120	$40,770

1. Street Side: Corresponds to the side of the street surveyed:
   - N, S, E and W.
2. Dist. from Corner: The location of the identified barrier, measured in feet from the intersection/starting street.
3. Survey Street: Name of arterial/primary Street for which barriers are being surveyed.
4. Barrier Type: Type of Barrier recorded.
5. Starting Street: Name of the intersecting starting street from which barrier locations are being measured.
6. Measurement: Existing condition/dimension.
7. Sidewalk Width: Width of the sidewalk measured in feet.
8. Qty: Number of solutions required.
9. End Street: Name of the intersecting ending street from which barrier locations are being measured.
10. Unit: Unit of measurement used to compute estimate. LF=linear feet; SF=square feet; JOB=lump sum; REF=reference
11. Cost: Estimated cost of specific solution per one unit (The final cost of barrier removal may exceed this estimate based on the year of mitigation, design approach, and chosen method of mitigation.
12. Total: Total estimated cost for removing identified barrier (multiplied Qty by Cost).
13. Priority: Priority number assigned to specific barrier based on priorization criteria which include: expected frequency of use and severity of the barrier. Measureed on a scale of 0 to 200, with 200 being the highest priority and 0 being the least.

LEGEND ABBREVIATIONS

ADA	Americans with Disabilities Act
ADAAG	ADA Accessibility Guidelines
E	East
Fig.	Figure
JOB	per one job (lump sum)
lbs.	Pounds
LF	Linear foot
MUTCD	Manual on Uniform Traffic Control Devices
N	North
NE	Northeast
NW	Northwest
POT	Path of travel
PROW	Public Right-of-Way
PROWAG	Public Right-of-Way Accesible Guidelines
Qty	Quantity
REF	Reference; Provided in locations with overlapping issue; indicates no addition cost required for mitigation
S	South
SE	Southeast
SF	Square foot
SW	Southwest
TBD	To be determined
W	West



MASTER STREET LIST

	Total Cost for Street:
Street: 10TH ST	$663,563.50
Street: 11TH ST	$955,670.00
Street: 12TH ST	$164,166.75
Street: 13TH ST	$1,380,533.00
Street: 14TH ST	$571,868.00
Street: 15TH ST	$2,092,862.75
Street: 1ST ST	$1,126,369.00
Street: 2ND ST	$1,184,786.00
Street: 3RD ST	$2,455,344.00
Street: 4TH ST	$2,083,540.25
Street: 5TH ST	$2,554,292.00
Street: 6TH ST	$1,553,018.25
Street: 7TH ST	$1,095,229.25
Street: 8TH ST	$1,283,584.00
Street: 9TH ST	$997,335.25
Street: ACACIA CT	$249,525.00
Street: ADAMS DR	$125,785.00
Street: ALAMEDA AVE	$1,077,885.00
Street: ALMA CT	$60,637.50
Street: ALMOND CT	$120,515.00
Street: AMADOR ST	$304,100.00
Street: AUTUMN WAY	$804,972.50
Street: AVE 26	$3,419,322.50
Street: BIDAN AVE	$304,042.50
Street: BIRCH CT	$161,905.00
Street: BLOSSOM DR	$77,462.00
Street: CALAVERAS ST	$2,030,101.50
Street: CALIFA DR	$507,635.00
Street: CAMELLIA DR	$69,434.75
Street: CANAL DR	$476,917.00
Street: CARLYLE WAY	$198,255.00
Street: CEDAR CT	$175,900.00
Street: CHARLENE DR	$194,788.00
Street: CHERRY CT	$204,942.50
Street: CHERRY WAY	$192,860.00
Street: CHESTNUT DR	$69,965.50
Street: CHOWCHILLA BLVD	$1,268,539.50
Street: CIRCLE DR	$1,523,007.00
Street: CLUBHOUSE DR	$576,270.00
Street: COLUSA AVE	$1,442,260.00
Street: CONADRIA AVE	$336,640.00
Street: COOLIDGE AVE	$568,164.00
Street: CORDELIA AVE	$345,930.00
Street: COTTONWOOD DR	$773,120.00
Street: CYPRESS LN	$463,547.50
Street: DANNIELLE ST	$309,715.00
Street: DEBORAH WAY	$192,176.00
Street: DOROTHY WAY	$273,792.00
Street: ELM AVE	$1,418,467.50
Street: ENGLEWOOD AVE	$195,885.00
Street: FALLEN LEAF WAY	$434,362.50
Street: FRONT ST	$509,592.75
Street: GILL WAY	$607,223.00
Street: GOLF DR W	$105,060.00
Street: GRANITE FALLS WAY	$619,635.00
Street: GRANT DR	$847,020.00
Street: HARDING AVE	$190,663.00
Street: HARRISON CT	$338,020.00
Street: HOLIDAY WAY	$804,879.00

	Total Cost for Street:
Street: HOOVER AVE	$516,914.00
Street: HOSPITAL DR	$111,940.00
Street: HOWELL RD	$1,285,698.25
Street: HUMBOLDT AVE	$2,276,370.50
Street: JACKSON CT	$161,085.00
Street: JEFFERSON ST	$545,235.00
Street: JUNIPER CT	$137,240.00
Street: KADOTA AVE	$56,460.00
Street: KENNEDY CT	$175,840.00
Street: KINGS AVE	$1,932,685.25
Street: KITES WAY	$681,320.00
Street: LAKE AVE	$771,221.00
Street: LARK AVE	$349,557.50
Street: LINCOLN AVE	$681,680.00
Street: MADISON CT	$306,210.00
Street: MAGNOLIA CT	$143,315.00
Street: MAPLE ST	$370,495.00
Street: MARIPOSA AVE	$467,501.50
Street: MICHELLE CT	$79,720.00
Street: MISSION AVE	$27,510.00
Street: MOLLY AVE	$528,195.00
Street: MONROE CT	$227,280.00
Street: MONTEREY AVE	$1,295,551.50
Street: MYER ST	$943,215.00
Street: N FIG TREE BLVD	$206,340.00
Street: OAK CT	$240,810.00
Street: OLEANDER DR	$494,167.50
Street: ORANGE AVE	$2,274,740.00
Street: PALM PKY	$1,331,315.00
Street: PARKRIDGE CT	$135,340.00
Street: PARKRIDGE DR	$1,107,685.00
Street: PEACH CT	$69,977.50
Street: PEACH DR	$901,375.00
Street: PENNY ST	$365,470.00
Street: PHILLIP CT	$140,480.00
Street: PHILLIP WAY	$655,995.00
Street: PINE CT	$210,860.00
Street: PINE ST	$963,950.00
Street: PISTACHIO CT	$239,854.00
Street: PLUM CT	$235,375.00
Street: PLUM WAY	$226,847.50
Street: PROSPERITY RD	$1,411,645.00
Street: RD 15 1/2	$153,263.00
Street: RIVERSIDE AVE	$1,551,799.75
Street: ROBERTSON BLVD	$5,654,626.50
Street: ROBERTSON-TRINITY ALLEY	$101,004.75
Street: ROOSEVELT DR	$1,444,578.00
Street: ROSE AVE	$737,020.00
Street: ROSEHILL DR	$1,427,610.00
Street: S FIG TREE BLVD	$575,645.00
Street: S GENOA LAKE WAY	$860,107.50
Street: S LAKE TAHOE DR	$259,485.00
Street: S MONTGOMERY LAKE WAY	$2,529,672.75
Street: SANTA CRUZ BLVD	$1,526,415.00
Street: SHASTA CT	$175,887.50
Street: SONOMA AVE	$539,044.00
Street: SPRUCE CT	$156,235.00
Street: TAFT CT	$220,035.00
Street: THOMAS CHIDLAW DR	$436,340.00

	Total Cost for Street:
Street: **TRINITY AVE**	**$2,424,549.25**
Street: **TRUMAN DR**	**$1,428,006.00**
Street: **VAN BUREN ST**	**$68,775.00**
Street: **VENTURA AVE**	**$2,763,117.50**
Street: **VERDONE ST**	**$191,125.00**
Street: **VERNAL DR**	**$268,902.50**
Street: **VERTE ST**	**$143,387.50**
Street: **W GOLF DR**	**$207,375.00**
Street: **WALNUT WAY**	**$181,130.00**
Street: **WASHINGTON DR**	**$694,750.00**
Street: **WASHINGTON RD**	**$1,577,807.50**
Street: **WILLOW CT**	**$54,335.00**
Street: **WILSON WAY**	**$733,421.38**
Total Cost for City Sidewalks:	**$99,502,998.38**



COST SUMMARY

10TH ST — Total Cost for Street: $663,563.50

Survey Street	Start Street	End Street	Orientation	
10TH ST	KINGS AVE	SIDEWALK ENDS	NE	$23,861.75
10TH ST	LAKE AVE	SIDEWALK ENDS	NE	$53,740.50
10TH ST	MONTEREY AVE	SIDEWALK ENDS	SW	$38,637.50
10TH ST	ORANGE AVE	HUMBOLDT AVE	SW	$128,426.50
10TH ST	ROBERTSON BLVD	KINGS AVE	NE	$81,394.50
10TH ST	SIDEWALK BEGINS	ROBERTSON BLVD	SW	$189,267.75
10TH ST	SONOMA AVE	SIDEWALK ENDS	SW	$25,162.50
10TH ST	TRINITY AVE	SIDEWALK ENDS	SW	$55,098.00
10TH ST	VENTURA AVE	SIDEWALK ENDS	SW	$67,974.50

11TH ST — Total Cost for Street: $955,670.00

Survey Street	Start Street	End Street	Orientation	
11TH ST	530 11TH ST	SONOMA AVE	NE	$77,214.50
11TH ST	ENTRANCE TO SCHOOL	ORANGE AVE	NE	$6,405.00
11TH ST	HUMBOLDT AVE	ENTRANCE TO SCHOOL	NE	$29,340.00
11TH ST	KINGS AVE	ROBERTSON BLVD	SW	$106,705.50
11TH ST	LAKE AVE	MONTEREY AVE	NE	$13,563.00
11TH ST	MONTEREY AVE	RIVERSIDE AVE	SW	$283,778.00
11TH ST	ORANGE AVE	HUMBOLDT AVE	SW	$58,878.00
11TH ST	RIVERSIDE AVE	KINGS AVE	SW	$114,240.50
11TH ST	ROBERTSON BLVD	ORANGE AVE	SW	$203,536.50
11TH ST	SIDEWALK BEGINS	ROBERTSON BLVD	NE	$49,788.00
11TH ST	SONOMA AVE	MONTEREY AVE	SW	$2,634.50
11TH ST	VENTURA AVE	SONOMA AVE	SW	$9,586.50

12TH ST — Total Cost for Street: $164,166.75

Survey Street	Start Street	End Street	Orientation	
12TH ST	COLUSA AVE	SIDEWALK ENDS	SW	$21,007.25
12TH ST	HUMBOLDT AVE	SIDEWALK ENDS	NE	$52,822.00
12TH ST	SIDEWALK BEGINS	ALAMEDA AVE	SW	$90,337.50

13TH ST — Total Cost for Street: $1,380,533.00

Survey Street	Start Street	End Street	Orientation	
13TH ST	ALAMEDA AVE	SIDEWALK ENDS	SW	$65,395.00
13TH ST	COLUSA AVE	ALAMEDA AVE	NE	$97,328.00
13TH ST	HUMBOLDT AVE	SIDEWALK ENDS	SW	$4,158.00
13TH ST	KINGS AVE	ROBERTSON BLVD	SW	$88,632.50
13TH ST	ORANGE AVE	ROBERTSON BLVD	NE	$323,345.00
13TH ST	RIVERSIDE AVE	MONTEREY AVE	NE	$202,477.00
13TH ST	ROBERTSON BLVD	TRINITY AVE	SW	$145,178.00
13TH ST	SIDEWALK BEGINS	SIDEWALK ENDS	SW	$356,361.50
13TH ST	TRINITY AVE	ORANGE AVE	SW	$97,658.00

14TH ST — Total Cost for Street: $571,868.00

Survey Street	Start Street	End Street	Orientation	
14TH ST	COLUSA AVE	SIDEWALK ENDS	SW	$49,599.00
14TH ST	LAKE AVE	SIDEWALK ENDS	NE	$59,884.00
14TH ST	MONTEREY AVE	SIDEWALK ENDS	NE	$13,035.00
14TH ST	ORANGE AVE	SIDEWALK ENDS	SW	$44,632.50
14TH ST	SIDEWALK BEGINS	ALAMEDA AVE	SW	$393,145.50
14TH ST	VENTURA AVE	SIDEWALK ENDS	SW	$11,572.00

15TH ST

Total Cost for Street: $2,092,862.75

Survey Street	Start Street	End Street	Orientation	
15TH ST	ALAMEDA AVE	HUMBOLDT AVE	NE	$127,402.00
15TH ST	COLUSA AVE	ALAMEDA AVE	NE	$81,878.50
15TH ST	COOLIDGE AVE	HARDING AVE	SW	$71,610.00
15TH ST	DEFENDER ST	ROBERTSON BLVD	SW	$264,492.25
15TH ST	HARDING AVE	TRUMAN DR	SW	$7,282.00
15TH ST	HOOVER AVE	COOLIDGE AVE	SW	$94,776.00
15TH ST	HUMBOLDT AVE	ORANGE AVE	NE	$109,450.00
15TH ST	KINGS AVE	RIVERSIDE AVE	NE	$38,747.50
15TH ST	LAKE AVE	MONTEREY AVE	NE	$100,083.50
15TH ST	MONTEREY AVE	SONOMA AVE	NE	$113,404.50
15TH ST	ORANGE AVE	TRINITY AVE	NE	$42,641.50
15TH ST	RIVERSIDE AVE	LAKE AVE	NE	$119,878.00
15TH ST	ROBERTSON BLVD	ROOSEVELT DR	SW	$222,700.50
15TH ST	ROOSEVELT DR	HOOVER AVE	SW	$106,414.00
15TH ST	SONOMA AVE	VENTURA AVE	NE	$104,879.50
15TH ST	TRINITY AVE	ROBERTSON BLVD	NE	$60,802.50
15TH ST	VENTURA AVE	DEFENDER ST	SW	$426,420.50

1ST ST

Total Cost for Street: $1,126,369.00

Survey Street	Start Street	End Street	Orientation	
1ST ST	325 1ST ST	325 1ST ST	NE	$25,440.00
1ST ST	440 1ST ST	440 1ST ST	SW	$375.00
1ST ST	ALAMEDA AVE	540 1ST ST	SW	$67,666.50
1ST ST	COLUSA AVE	SIDEWALK ENDS	SW	$66,708.00
1ST ST	KINGS AVE	ROBERTSON BLVD	SW	$78,380.50
1ST ST	ORANGE AVE	SIDEWALK ENDS	SW	$57,654.00
1ST ST	ROBERTSON BLVD	TRINITY AVE	SW	$224,193.00
1ST ST	SIDEWALK BEGINS	RIVERSIDE AVE	SW	$265,308.00
1ST ST	TRINITY AVE	ORANGE AVE	SW	$340,644.00

2ND ST

Total Cost for Street: $1,184,786.00

Survey Street	Start Street	End Street	Orientation	
2ND ST	535 2ND ST	525 2ND ST	NE	$39,343.50
2ND ST	HUMBOLDT AVE	SIDEWALK ENDS	SW	$9,477.00
2ND ST	KINGS AVE	RIVERSIDE AVE	NE	$67,584.00
2ND ST	MONTEREY AVE	SIDEWALK ENDS	SW	$126,985.00
2ND ST	ORANGE AVE	SIDEWALK ENDS	SW	$96,630.00
2ND ST	RIVERSIDE AVE	LAKE AVE	NE	$116,820.00
2ND ST	ROBERTSON BLVD	SIDEWALK ENDS	NE	$23,702.50
2ND ST	ROBERTSON-TRINITY ALLEY	TRINITY AVE	SW	$126,258.00
2ND ST	SIDEWALK BEGINS	KINGS AVE	SW	$270,007.00
2ND ST	TRINITY AVE	ORANGE AVE	SW	$307,979.00

3RD ST

Total Cost for Street: $2,455,344.00

Survey Street	Start Street	End Street	Orientation	
3RD ST	655 3RD ST	SONOMA AVE	SW	$88,847.00
3RD ST	ALAMEDA AVE	COLUSA AVE	SW	$119,119.50
3RD ST	COLUSA AVE	MARIPOSA AVE	SW	$242,876.00
3RD ST	HUMBOLDT AVE	ALAMEDA AVE	SW	$244,180.00
3RD ST	KINGS AVE	ROBERTSON BLVD	SW	$97,945.00

3RD ST	LAKE AVE	RIVERSIDE AVE	SW	$131,318.00
3RD ST	MARIPOSA AVE	SIDEWALK ENDS	SW/	$474,014.00
3RD ST	MONTEREY AVE	LAKE AVE	SW	$195,151.00
3RD ST	ORANGE AVE	HUMBOLDT AVE	SW	$275,870.00
3RD ST	RIVERSIDE AVE	KINGS AVE	SW	$84,139.00
3RD ST	ROBERTSON BLVD	TRINITY AVE	SW	$148,005.00
3RD ST	SIDEWALK BEGINS	KINGS AVE	NE	$29,733.00
3RD ST	SONOMA AVE	CALAVERAS ST	NE /	$103,746.50
3RD ST	TRINITY AVE	ORANGE AVE	SW	$220,400.00

4TH ST

Total Cost for Street: **$2,083,540.25**

Survey Street	Start Street	End Street	Orientation	
4TH ST	ALAMEDA AVE	SIDEWALK ENDS	SW	$61,300.00
4TH ST	COLUSA AVE	MARIPOSA AVE	SW	$166,803.00
4TH ST	KINGS AVE	ROBERTSON BLVD	SW	$320,839.50
4TH ST	LAKE AVE	SIDEWALK ENDS	SW	$115,648.50
4TH ST	MARIPOSA AVE	SIDEWALK ENDS	NE	$46,440.00
4TH ST	MONTEREY AVE	LAKE AVE	SW	$80,319.25
4TH ST	ORANGE AVE	TRINITY AVE	NE	$133,110.00
4TH ST	RIVERSIDE AVE	KINGS AVE	SW	$122,721.50
4TH ST	ROBERTSON BLVD	TRINITY AVE	SW	$329,991.00
4TH ST	SIDEWALK BEGINS	MONTEREY AVE	SW	$183,615.00
4TH ST	SONOMA AVE	SIDEWALK ENDS	SW	$91,756.50
4TH ST	TRINITY AVE	ORANGE AVE	SW	$430,996.00

5TH ST

Total Cost for Street: **$2,554,292.00**

Survey Street	Start Street	End Street	Orientation	
5TH ST	ALAMEDA AVE	COLUSA AVE	SW	$216,125.00
5TH ST	COLUSA AVE	SIDEWALK ENDS	SW	$223,460.00
5TH ST	HUMBOLDT AVE	ALAMEDA AVE	SW	$251,670.00
5TH ST	KINGS AVE	ROBERTSON BLVD	SW	$250,685.50
5TH ST	LAKE AVE	MONTEREY AVE	NE	$108,047.50
5TH ST	MONTEREY AVE	RIVERSIDE AVE	SW	$225,885.00
5TH ST	ORANGE AVE	HUMBOLDT AVE	SW	$236,435.00
5TH ST	RIVERSIDE AVE	KINGS AVE	SW	$188,826.00
5TH ST	ROBERTSON BLVD	TRINITY AVE	SW	$268,375.00
5TH ST	SIDEWALK BEGINS	COLUSA AVE	NE	$156,015.00
5TH ST	SONOMA AVE	MONTEREY AVE	SW	$156,040.50
5TH ST	TRINITY AVE	ORANGE AVE	SW	$206,425.00
5TH ST	VENTURA AVE	SONOMA AVE	SW	$66,302.50

6TH ST

Total Cost for Street: **$1,553,018.25**

Survey Street	Start Street	End Street	Orientation	
6TH ST	330 6TH ST	MONTEREY AVE	NE	$210,023.00
6TH ST	HUMBOLDT AVE	ALAMEDA AVE	SW	$158,809.50
6TH ST	KINGS AVE	ROBERTSON BLVD	SW	$104,695.25
6TH ST	LAKE AVE	RIVERSIDE AVE	SW	$99,495.00
6TH ST	MONTEREY AVE	LAKE AVE	SW	$198,204.00
6TH ST	ORANGE AVE	HUMBOLDT AVE	SW	$86,180.00
6TH ST	RIVERSIDE AVE	SIDEWALK ENDS	SW	$117,188.50
6TH ST	ROBERTSON BLVD	TRINITY AVE	SW	$202,970.00
6TH ST	SIDEWALK BEGINS	MONTEREY AVE	SW	$160,622.00
6TH ST	TRINITY AVE	ORANGE AVE	SW	$107,350.00

6TH ST	VENTURA AVE	SONOMA AVE	SW	$107,481.00

7TH ST — Total Cost for Street: $1,095,229.25

Survey Street	Start Street	End Street	Orientation	
7TH ST	ALAMEDA AVE	HUMBOLDT AVE	NE	$117,085.50
7TH ST	COLUSA AVE	SIDEWALK ENDS	SW	$57,690.00
7TH ST	HUMBOLDT AVE	ALAMEDA AVE	SW	$104,008.50
7TH ST	KINGS AVE	SIDEWALK ENDS	SW	$11,401.50
7TH ST	ORANGE AVE	HUMBOLDT AVE	SW	$41,610.00
7TH ST	RIVERSIDE AVE	SIDEWALK ENDS	SW	$35,244.00
7TH ST	ROBERTSON BLVD	KINGS AVE	NE	$112,348.50
7TH ST	SIDEWALK BEGINS	KINGS AVE	SW	$424,370.75
7TH ST	SONOMA AVE	SIDEWALK ENDS	SW	$49,450.50
7TH ST	TRINITY AVE	ORANGE AVE	SW	$142,020.00

8TH ST — Total Cost for Street: $1,283,584.00

Survey Street	Start Street	End Street	Orientation	
8TH ST	ALAMEDA AVE	HUMBOLDT AVE	NE	$132,745.50
8TH ST	COLUSA AVE	SIDEWALK ENDS	SW	$156,951.00
8TH ST	HUMBOLDT AVE	SIDEWALK ENDS	SW	$293,530.50
8TH ST	KINGS AVE	ROBERTSON BLVD	SW	$60,841.00
8TH ST	MONTEREY AVE	SIDEWALK ENDS	NE	$42,130.00
8TH ST	ORANGE AVE	HUMBOLDT AVE	SW	$123,088.50
8TH ST	RIVERSIDE AVE	SIDEWALK ENDS	SW	$66,440.00
8TH ST	ROBERTSON BLVD	SIDEWALK ENDS	SW	$72,219.00
8TH ST	SIDEWALK BEGINS	RIVERSIDE AVE	SW	$204,870.50
8TH ST	TRINITY AVE	SIDEWALK ENDS	SW	$123,750.00
8TH ST	VENTURA AVE	SIDEWALK ENDS	SW	$7,018.00

9TH ST — Total Cost for Street: $997,335.25

Survey Street	Start Street	End Street	Orientation	
9TH ST	HUMBOLDT AVE	ORANGE AVE	NE	$94,207.50
9TH ST	KINGS AVE	ROBERTSON BLVD	SW	$137,596.25
9TH ST	LAKE AVE	SIDEWALK ENDS	SW	$33,316.25
9TH ST	MONTEREY AVE	SIDEWALK ENDS	SW	$14,960.00
9TH ST	ORANGE AVE	TRINITY AVE	NE	$109,062.00
9TH ST	RIVERSIDE AVE	SIDEWALK ENDS	SW	$5,483.50
9TH ST	ROBERTSON BLVD	TRINITY AVE	SW	$143,273.25
9TH ST	SIDEWALK BEGINS	LAKE AVE	SW	$219,090.00
9TH ST	SONOMA AVE	SIDEWALK ENDS	NE	$17,721.00
9TH ST	TRINITY AVE	SIDEWALK ENDS	SW	$175,815.00
9TH ST	VENTURA AVE	SIDEWALK ENDS	SW	$46,810.50

ACACIA CT — Total Cost for Street: $249,525.00

Survey Street	Start Street	End Street	Orientation	
ACACIA CT	KITES WAY	AUTUMN WAY	E	$249,525.00

ADAMS DR — Total Cost for Street: $125,785.00

Survey Street	Start Street	End Street	Orientation	
ADAMS DR	COUNTRY WOOD SHOPPING	ROBERTSON BLVD	SW	$26,925.00
ADAMS DR	SIDEWALK BEGINS	VERNAL DR	S	$22,080.00
ADAMS DR	VERNAL DR	1 ADAMS DR	N	$76,780.00

ALAMEDA AVE — Total Cost for Street: $1,077,885.00

Survey Street	Start Street	End Street	Orientation

ALAMEDA AVE	109 ALAMEDA AVE	1ST ST	SE	$38,259.00
ALAMEDA AVE	121 ALAMEDA AVE	115 ALAMEDA AVE	SE	$31,536.00
ALAMEDA AVE	12TH ST	SIDEWALK ENDS	NW	$5,896.00
ALAMEDA AVE	13TH ST	12TH ST	SE	$54,285.00
ALAMEDA AVE	14TH ST	13TH ST	SE	$100,760.00
ALAMEDA AVE	15TH ST	SIDEWALK ENDS	SE	$21,582.00
ALAMEDA AVE	213 ALAMEDA AVE	201 ALAMEDA AVE	SE	$56,358.00
ALAMEDA AVE	2ND ST	212 ALAMEDA AVE	NW	$51,570.00
ALAMEDA AVE	301 ALAMEDA AVE	3RD ST	SE	$13,380.00
ALAMEDA AVE	3RD ST	221 ALAMEDA AVE	SE	$13,875.00
ALAMEDA AVE	405 ALAMEDA AVE	4TH ST	SE	$25,140.00
ALAMEDA AVE	408 ALAMEDA AVE	408 ALAMEDA AVE	NW	$5,022.00
ALAMEDA AVE	416 ALAMEDA AVE	5TH ST	NW	$42,228.00
ALAMEDA AVE	4TH ST	301 ALAMEDA AVE	SE	$88,540.00
ALAMEDA AVE	517 ALAMEDA AVE	517 ALAMEDA AVE	SE	$15,066.00
ALAMEDA AVE	5TH ST	417 ALAMEDA AVE	SE	$134,655.00
ALAMEDA AVE	6TH ST	7TH ST	NW	$77,547.50
ALAMEDA AVE	705 ALAMEDA AVE	701 ALAMEDA AVE	SE	$16,002.00
ALAMEDA AVE	717 ALAMEDA AVE	709 ALAMEDA AVE	SE	$34,506.00
ALAMEDA AVE	7TH ST	609 ALAMEDA AVE	SE	$185,304.00
ALAMEDA AVE	SIDEWALK BEGINS	SIDEWALK ENDS	SE	$66,373.50

ALMA CT

Total Cost for Street: **$60,637.50**

Survey Street	Start Street	End Street	Orientation	
ALMA CT	VERTE ST	VERTE ST	W	$60,637.50

ALMOND CT

Total Cost for Street: **$120,515.00**

Survey Street	Start Street	End Street	Orientation	
ALMOND CT	COTTONWOOD DR	COTTONWOOD DR	W	$120,515.00

AMADOR ST

Total Cost for Street: **$304,100.00**

Survey Street	Start Street	End Street	Orientation	
AMADOR ST	CIRCLE DR	ROSEHILL DR	E	$140,175.00
AMADOR ST	ROSEHILL DR	CIRCLE DR	W	$163,925.00

AUTUMN WAY

Total Cost for Street: **$804,972.50**

Survey Street	Start Street	End Street	Orientation	
AUTUMN WAY	ACACIA CT	PARKRIDGE DR	E	$106,260.00
AUTUMN WAY	CANAL DR	HOWELL RD	W	$273,348.00
AUTUMN WAY	HOWELL RD	HOLIDAY WAY	E	$340,564.50
AUTUMN WAY	PARKRIDGE DR	ROSE AVE	W	$84,800.00

AVE 26

Total Cost for Street: **$3,419,322.50**

Survey Street	Start Street	End Street	Orientation	
AVE 26	CARLYLE WAY	S MONTGOMERY LAKE WAY	S	$111,909.00
AVE 26	CLUBHOUSE DR	LAKES RV AND GOLF RESORT	S	$83,415.00
AVE 26	FREEWAY ENTRANCE	CARLYLE WAY	S	$106,176.00
AVE 26	GOLF DR W	SIDEWALK ENDS	S	$594,510.00
AVE 26	LAKES RV AND GOLF	GOLF DR W	S	$618,420.00
AVE 26	PARKING LOT ENTRANCE	S GENOA LAKE WAY	S	$154,747.50
AVE 26	S FIG TREE BLVD	W GOLF DR	S	$184,170.00
AVE 26	S GENOA LAKE WAY	S FIG TREE BLVD	S	$452,902.50
AVE 26	S MONTGOMERY LAKE WAY	PARKING LOT ENTRANCE	S	$233,482.50
AVE 26	W GOLF DR	CLUBHOUSE DR	S	$879,590.00

BIDAN AVE — Total Cost for Street: $304,042.50

Survey Street	Start Street	End Street	Orientation	
BIDAN AVE	VERDONE ST	VERTE ST	N	$170,322.50
BIDAN AVE	VERTE ST	VERDONE ST	S	$133,720.00

BIRCH CT — Total Cost for Street: $161,905.00

Survey Street	Start Street	End Street	Orientation	
BIRCH CT	ELM AVE	ELM AVE	N	$161,905.00

BLOSSOM DR — Total Cost for Street: $77,462.00

Survey Street	Start Street	End Street	Orientation	
BLOSSOM DR	CHESTNUT DR	SANTA CRUZ BLVD	S	$33,946.00
BLOSSOM DR	SANTA CRUZ BLVD	CHESTNUT DR	N	$43,516.00

CALAVERAS ST — Total Cost for Street: $2,030,101.50

Survey Street	Start Street	End Street	Orientation	
CALAVERAS ST	CALAVERAS ST	SIDEWALK ENDS	W	$313,380.00
CALAVERAS ST	CALIFA DR	ROSEHILL DR	S	$248,900.00
CALAVERAS ST	CIRCLE DR	SIDEWALK ENDS	S	$595,930.50
CALAVERAS ST	DANNIELLE ST	PENNY ST	S	$100,170.00
CALAVERAS ST	PENNY ST	CALIFA DR	S	$276,625.00
CALAVERAS ST	ROSEHILL DR	CIRCLE DR	S	$383,685.00
CALAVERAS ST	SIDEWALK BEGINS	ROSEHILL DR	W	$43,155.00
CALAVERAS ST	VENTURA AVE	CIRCLE DR	N	$68,256.00

CALIFA DR — Total Cost for Street: $507,635.00

Survey Street	Start Street	End Street	Orientation	
CALIFA DR	CALAVERAS ST	ROSEHILL DR	W	$251,655.00
CALIFA DR	ROSEHILL DR	CALAVERAS ST	E	$255,980.00

CAMELLIA DR — Total Cost for Street: $69,434.75

Survey Street	Start Street	End Street	Orientation	
CAMELLIA DR	CHESTNUT DR	SANTA CRUZ BLVD	S	$41,830.25
CAMELLIA DR	SANTA CRUZ BLVD	CHESTNUT DR	N	$27,604.50

CANAL DR — Total Cost for Street: $476,917.00

Survey Street	Start Street	End Street	Orientation	
CANAL DR	136 CANAL DR	148 CANAL DR	N	$89,134.50
CANAL DR	144 GILL WAY	GILL WAY	S	$13,366.50
CANAL DR	148 CANAL DR	AUTUMN WAY	N	$170,509.50
CANAL DR	DEBORAH WAY	DOROTHY WAY	S	$35,301.00
CANAL DR	DOROTHY WAY	136 CANAL DR	N	$67,480.00
CANAL DR	GILL WAY	DEBORAH WAY	S	$58,411.50
CANAL DR	HOLIDAY WAY	144 GILL WAY	S	$42,714.00

CARLYLE WAY — Total Cost for Street: $198,255.00

Survey Street	Start Street	End Street	Orientation	
CARLYLE WAY	AVE 26	SIDEWALK ENDS	W	$82,500.00
CARLYLE WAY	SIDEWALK BEGINS	AVE 26	E	$115,755.00

CEDAR CT — Total Cost for Street: $175,900.00

Survey Street	Start Street	End Street	Orientation	
CEDAR CT	ELM AVE	ELM AVE	N	$175,900.00

CHARLENE DR — Total Cost for Street: $194,788.00

Survey Street	Start Street	End Street	Orientation

CHARLENE DR	DEBORAH WAY	GILL WAY	N	$84,272.50
CHARLENE DR	DOROTHY WAY	DEBORAH WAY	N	$29,480.00
CHARLENE DR	GILL WAY	DOROTHY WAY	S	$81,035.50

CHERRY CT

Total Cost for Street: **$204,942.50**

Survey Street	Start Street	End Street	Orientation	
CHERRY CT	SANTA CRUZ BLVD	SANTA CRUZ BLVD	E	$204,942.50

CHERRY WAY

Total Cost for Street: **$192,860.00**

Survey Street	Start Street	End Street	Orientation	
CHERRY WAY	SANTA CRUZ BLVD	WALNUT WAY	N	$107,700.00
CHERRY WAY	WALNUT WAY	SANTA CRUZ BLVD	S	$85,160.00

CHESTNUT DR

Total Cost for Street: **$69,965.50**

Survey Street	Start Street	End Street	Orientation	
CHESTNUT DR	BLOSSOM DR	CAMELLIA DR	W	$24,986.50
CHESTNUT DR	CAMELLIA DR	BLOSSOM DR	E	$44,979.00

CHOWCHILLA BLVD

Total Cost for Street: **$1,268,539.50**

Survey Street	Start Street	End Street	Orientation	
CHOWCHILLA BLVD	PROSPERITY RD	SIDEWALK ENDS	W/S	$449,775.00
CHOWCHILLA BLVD	ROBERTSON BLVD	PROSPERITY RD	SW	$365,445.00
CHOWCHILLA BLVD	SIDEWALK BEGINS	ROBERTSON BLVD	SW	$166,174.50
CHOWCHILLA BLVD	UNNAMED ROAD	SIDEWALK ENDS	NE	$287,145.00

CIRCLE DR

Total Cost for Street: **$1,523,007.00**

Survey Street	Start Street	End Street	Orientation	
CIRCLE DR	AMADOR ST	VENTURA AVE	W	$138,888.00
CIRCLE DR	CALAVERAS ST	AMADOR ST	NW	$598,441.50
CIRCLE DR	VENTURA AVE	CALAVERAS ST	SE	$785,677.50

CLUBHOUSE DR

Total Cost for Street: **$576,270.00**

Survey Street	Start Street	End Street	Orientation	
CLUBHOUSE DR	AVE 26	GRANITE FALLS WAY	W	$291,600.00
CLUBHOUSE DR	GRANITE FALLS WAY	AVE 26	E	$284,670.00

COLUSA AVE

Total Cost for Street: **$1,442,260.00**

Survey Street	Start Street	End Street	Orientation	
COLUSA AVE	105 COLUSA AVE	1ST ST	SE	$24,588.00
COLUSA AVE	13TH ST	12TH ST	SE	$131,521.50
COLUSA AVE	2ND ST	208 COLUSA AVE	NW	$61,560.00
COLUSA AVE	3RD ST	105 COLUSA AVE	SE	$326,497.50
COLUSA AVE	4TH ST	3RD ST	SE	$222,858.00
COLUSA AVE	517 COLUSA AVE	513 COLUSA AVE	SE	$26,235.00
COLUSA AVE	5TH ST	4TH ST	SE	$140,625.00
COLUSA AVE	7TH ST	617 COLUSA AVE	SE	$121,536.00
COLUSA AVE	8TH ST	709 COLUSA AVE	SE	$84,258.00
COLUSA AVE	SIDEWALK BEGINS	SIDEWALK ENDS	SE	$302,581.00

CONADRIA AVE

Total Cost for Street: **$336,640.00**

Survey Street	Start Street	End Street	Orientation	
CONADRIA AVE	VERDONE ST	VERTE ST	N	$177,055.00
CONADRIA AVE	VERTE ST	VERDONE ST	S	$159,585.00

COOLIDGE AVE

Total Cost for Street: **$568,164.00**

Survey Street	Start Street	End Street	Orientation

COOLIDGE AVE	1524 COOLIDGE AVE	WILSON WAY	W	$117,312.00
COOLIDGE AVE	1537 COOLIDGE AVE	15TH ST	E	$279,476.00
COOLIDGE AVE	15TH ST	1524 COOLIDGE AVE	W	$168,688.00
COOLIDGE AVE	WILSON WAY	1537 COOLIDGE AVE	E	$2,688.00

CORDELIA AVE

Total Cost for Street: **$345,930.00**

Survey Street	Start Street	End Street	Orientation	
CORDELIA AVE	ALMA CT	KADOTA AVE	S	$263,265.00
CORDELIA AVE	VERDONE ST	VERTE ST	N	$82,665.00

COTTONWOOD DR

Total Cost for Street: **$773,120.00**

Survey Street	Start Street	End Street	Orientation	
COTTONWOOD DR	ALMOND CT	PARKRIDGE DR	W	$116,535.00
COTTONWOOD DR	COTTONWOOD DR	PARKRIDGE DR	E	$17,595.00
COTTONWOOD DR	HOWELL RD	PEACH CT	W	$76,530.00
COTTONWOOD DR	JUNIPER CT	SPRUCE CT	E	$118,950.00
COTTONWOOD DR	PARKRIDGE CT	COTTONWOOD DR	W	$109,055.00
COTTONWOOD DR	PEACH DR	SPRUCE CT	W	$157,905.00
COTTONWOOD DR	SPRUCE CT	PEACH DR	E	$125,175.00
COTTONWOOD DR	WILLOW CT	ALMOND CT	W	$51,375.00

CYPRESS LN

Total Cost for Street: **$463,547.50**

Survey Street	Start Street	End Street	Orientation	
CYPRESS LN	GILL WAY	HOLIDAY WAY	N	$88,447.50
CYPRESS LN	HOLIDAY WAY	OLEANDER DR	N	$178,807.50
CYPRESS LN	OLEANDER DR	THOMAS CHIDLAW DR	S	$127,627.50
CYPRESS LN	THOMAS CHIDLAW DR	GILL WAY	S	$68,665.00

DANNIELLE ST

Total Cost for Street: **$309,715.00**

Survey Street	Start Street	End Street	Orientation	
DANNIELLE ST	CALAVERAS ST	ROSEHILL DR	W	$150,655.00
DANNIELLE ST	ROSEHILL DR	CALAVERAS ST	E	$159,060.00

DEBORAH WAY

Total Cost for Street: **$192,176.00**

Survey Street	Start Street	End Street	Orientation	
DEBORAH WAY	CANAL DR	CHARLENE DR	W	$128,836.00
DEBORAH WAY	CHARLENE DR	CANAL DR	E	$63,340.00

DOROTHY WAY

Total Cost for Street: **$273,792.00**

Survey Street	Start Street	End Street	Orientation	
DOROTHY WAY	145 DOROTHY WAY	SIDEWALK ENDS	E	$16,124.00
DOROTHY WAY	CANAL DR	CHARLENE DR	W	$162,232.00
DOROTHY WAY	CHARLENE DR	HOWELL RD	W	$10,980.00
DOROTHY WAY	HOWELL RD	145 DOROTHY WAY	E	$77,012.00
DOROTHY WAY	SIDEWALK BEGINS	CANAL DR	W	$7,444.00

ELM AVE

Total Cost for Street: **$1,418,467.50**

Survey Street	Start Street	End Street	Orientation	
ELM AVE	BIRCH CT	KITES WAY	N	$111,000.00
ELM AVE	CEDAR CT	BIRCH CT	N	$113,640.00
ELM AVE	KITES WAY	PHILLIP WAY	N	$121,560.00
ELM AVE	MOLLY AVE	SANTA CRUZ BLVD	N	$55,935.00
ELM AVE	OAK CT	CEDAR CT	N	$108,180.00
ELM AVE	PHILLIP WAY	MOLLY AVE	N	$153,440.00
ELM AVE	SANTA CRUZ BLVD	MAPLE ST	S	$754,712.50

ENGLEWOOD AVE — Total Cost for Street: $195,885.00

Survey Street	Start Street	End Street	Orientation	
ENGLEWOOD AVE	SANTA CRUZ BLVD	SIDEWALK ENDS	N	$123,185.00
ENGLEWOOD AVE	SIDEWALK BEGINS	SANTA CRUZ BLVD	S	$72,700.00

FALLEN LEAF WAY — Total Cost for Street: $434,362.50

Survey Street	Start Street	End Street	Orientation	
FALLEN LEAF WAY	S LAKE TAHOE DR	SIDEWALK ENDS	E	$332,947.50
FALLEN LEAF WAY	SIDEWALK BEGINS	S LAKE TAHOE DR	W	$101,415.00

FRONT ST — Total Cost for Street: $509,592.75

Survey Street	Start Street	End Street	Orientation	
FRONT ST	KINGS AVE	ROBERTSON BLVD	SW	$134,631.25
FRONT ST	ORANGE AVE	SIDEWALK ENDS	SW	$15,601.50
FRONT ST	ROBERTSON BLVD	TRINITY AVE	SW	$275,349.50
FRONT ST	SIDEWALK BEGINS	HUMBOLDT AVE	SW	$84,010.50

GILL WAY — Total Cost for Street: $607,223.00

Survey Street	Start Street	End Street	Orientation	
GILL WAY	CANAL DR	HOWELL RD	W	$61,956.00
GILL WAY	CHARLENE DR	CANAL DR	E	$148,090.00
GILL WAY	CYPRESS LN	VENTURA AVE	W	$31,515.00
GILL WAY	HOWELL RD	CYPRESS LN	W	$116,027.00
GILL WAY	VENTURA AVE	HOWELL RD	E	$249,635.00

GOLF DR W — Total Cost for Street: $105,060.00

Survey Street	Start Street	End Street	Orientation	
GOLF DR W	AVE 26	PRIVATE ROAD	W	$76,065.00
GOLF DR W	PRIVATE ROAD	AVE 26	E	$28,995.00

GRANITE FALLS WAY — Total Cost for Street: $619,635.00

Survey Street	Start Street	End Street	Orientation	
GRANITE FALLS WAY	CLUBHOUSE DR	GOLDEN SANDS WAY	S	$275,220.00
GRANITE FALLS WAY	GOLDEN SANDS WAY	SIDEWALK ENDS	S	$171,075.00
GRANITE FALLS WAY	SIDEWALK BEGINS	CLUBHOUSE DR	N	$173,340.00

GRANT DR — Total Cost for Street: $847,020.00

Survey Street	Start Street	End Street	Orientation	
GRANT DR	TRUMAN DR	VERNAL DR	N	$444,585.00
GRANT DR	VERNAL DR	TRUMAN DR	S	$402,435.00

HARDING AVE — Total Cost for Street: $190,663.00

Survey Street	Start Street	End Street	Orientation	
HARDING AVE	1505 HARDING AVE	15TH ST	E	$19,440.00
HARDING AVE	1517 HARDING AVE	1517 HARDING AVE	E	$26,235.00
HARDING AVE	1520 HARDING AVE	1520 HARDING AVE	W	$2,208.00
HARDING AVE	1528 HARDING AVE	1528 HARDING AVE	W	$23,325.00
HARDING AVE	1529 HARDING AVE	1525 HARDING AVE	E	$67,695.00
HARDING AVE	15TH ST	1508 HARDING AVE	W	$22,576.00
HARDING AVE	SIDEWALK BEGINS	1509 HARDING AVE	E	$10,656.00
HARDING AVE	WILSON WAY	525 HARDING AVE	E	$18,528.00

HARRISON CT — Total Cost for Street: $338,020.00

Survey Street	Start Street	End Street	Orientation	
HARRISON CT	2102 HARRISON CT	JEFFERSON ST	W	$169,560.00

HARRISON CT	JEFFERSON ST	2102 HARRISON CT	E	$168,460.00

HOLIDAY WAY

Total Cost for Street: **$804,879.00**

Survey Street	Start Street	End Street	Orientation	
HOLIDAY WAY	813 HOLIDAY WAY	CYPRESS LN	W	$63,153.00
HOLIDAY WAY	860 HOLIDAY WAY	813 HOLIDAY WAY	N	$30,294.00
HOLIDAY WAY	CANAL DR	HOWELL RD	W	$300,240.00
HOLIDAY WAY	CYPRESS LN	860 HOLIDAY WAY	E	$93,042.00
HOLIDAY WAY	HOWELL RD	CANAL DR	E	$318,150.00

HOOVER AVE

Total Cost for Street: **$516,914.00**

Survey Street	Start Street	End Street	Orientation	
HOOVER AVE	1529 HOOVER AVE	15TH ST	E	$172,184.00
HOOVER AVE	15TH ST	WILSON WAY	W	$266,634.00
HOOVER AVE	WILSON WAY	1529 HOOVER DR	E	$78,096.00

HOSPITAL DR

Total Cost for Street: **$111,940.00**

Survey Street	Start Street	End Street	Orientation	
HOSPITAL DR	SIDEWALK BEGINS	SIDEWALK ENDS	W	$111,940.00

HOWELL RD

Total Cost for Street: **$1,285,698.25**

Survey Street	Start Street	End Street	Orientation	
HOWELL RD	AUTUMN WAY	SIDEWALK ENDS	N	$35,478.00
HOWELL RD	COTTONWOOD DR	SANTA CRUZ BLVD	S	$206,607.50
HOWELL RD	DOROTHY WAY	GILL WAY	N	$117,547.50
HOWELL RD	GILL WAY	VENTURA AVE	S	$194,843.00
HOWELL RD	HOLIDAY WAY	AUTUMN WAY	N	$94,446.00
HOWELL RD	OLEANDER DR	GILL WAY	S	$286,467.50
HOWELL RD	SANTA CRUZ BLVD	OLEANDER DR	S	$222,692.25
HOWELL RD	SIDEWALK BEGINS	COTTONWOOD DR	S	$99,896.50
HOWELL RD	VENTURA AVE	DOROTHY WAY	N	$27,720.00

HUMBOLDT AVE

Total Cost for Street: **$2,276,370.50**

Survey Street	Start Street	End Street	Orientation	
HUMBOLDT AVE	10TH ST	11TH ST	NW	$86,940.00
HUMBOLDT AVE	113 HUMBOLDT AVE	105 HUMBOLDT AVE	SE	$41,900.00
HUMBOLDT AVE	11TH ST	8TH ST	SE	$451,981.00
HUMBOLDT AVE	12TH ST	11TH ST	SE	$122,366.00
HUMBOLDT AVE	13TH ST	12TH ST	SE	$108,164.00
HUMBOLDT AVE	14TH ST	13TH ST	SE	$150,502.50
HUMBOLDT AVE	15TH ST	14TH ST	SE	$78,534.00
HUMBOLDT AVE	1ST ST	2ND ST	NW	$102,208.50
HUMBOLDT AVE	27 HUMBOLDT AVE	23 HUMBOLDT AVE	SE	$36,550.00
HUMBOLDT AVE	308 HUMBOLDT AVE	312 HUMBOLDT AVE	NW	$0.00
HUMBOLDT AVE	309 HUMBOLDT AVE	3RD ST	SE	$62,095.00
HUMBOLDT AVE	3RD ST	2ND ST	SE	$126,847.50
HUMBOLDT AVE	405 HUMBOLDT AVE	405 HUMBOLDT AVE	SE	$8,545.50
HUMBOLDT AVE	5TH ST	413 HUMBOLDT AVE	SE	$83,180.00
HUMBOLDT AVE	6TH ST	5TH ST	SE	$203,376.00
HUMBOLDT AVE	7TH ST	6TH ST	SE	$214,455.00
HUMBOLDT AVE	8TH ST	7TH ST	SE	$204,726.00
HUMBOLDT AVE	912 HUMBOLDT AVE	10TH ST	NW	$47,425.50
HUMBOLDT AVE	9TH ST	908 HUMBOLDT AVE	NW	$25,906.50
HUMBOLDT AVE	FRONT ST	10 HUMBOLDT AVE	NW	$21,708.00

HUMBOLDT AVE	SIDEWALK BEGINS	3RD ST	NW	$98,959.50

JACKSON CT — Total Cost for Street: $161,085.00

Survey Street	Start Street	End Street	Orientation	
JACKSON CT	TRUMAN DR	TRUMAN DR	W	$161,085.00

JEFFERSON ST — Total Cost for Street: $545,235.00

Survey Street	Start Street	End Street	Orientation	
JEFFERSON ST	HARRISON CT	LINCOLN AVE	N	$107,700.00
JEFFERSON ST	LINCOLN AVE	TRUMAN DR	S	$241,860.00
JEFFERSON ST	MADISON CT	HARRISON CT	N	$96,315.00
JEFFERSON ST	TRUMAN DR	MADISON CT	N	$99,360.00

JUNIPER CT — Total Cost for Street: $137,240.00

Survey Street	Start Street	End Street	Orientation	
JUNIPER CT	576 JUNIPER CT	COTTONWOOD DR	N	$48,795.00
JUNIPER CT	COTTONWOOD DR	574 JUNIPER CT	E / S	$88,445.00

KADOTA AVE — Total Cost for Street: $56,460.00

Survey Street	Start Street	End Street	Orientation	
KADOTA AVE	S FIG TREE BLVD	VERDONE ST	N	$18,780.00
KADOTA AVE	VERDONE ST	S FIG TREE BLVD	S	$37,680.00

KENNEDY CT — Total Cost for Street: $175,840.00

Survey Street	Start Street	End Street	Orientation	
KENNEDY CT	2127 KENNEDY CT	PALM PKY	E	$77,380.00
KENNEDY CT	PALM PKY	2127 KENNEDY CT	W	$98,460.00

KINGS AVE — Total Cost for Street: $1,932,685.25

Survey Street	Start Street	End Street	Orientation	
KINGS AVE	10TH ST	9TH ST	SE	$70,438.50
KINGS AVE	11TH ST	SIDEWALK ENDS	NW	$13,304.50
KINGS AVE	13TH ST	SIDEWALK ENDS	NW	$94,402.00
KINGS AVE	1ST ST	FRONT ST	SE	$154,503.00
KINGS AVE	2ND ST	1ST ST	SE	$156,194.50
KINGS AVE	3RD ST	4TH ST	NW	$173,478.25
KINGS AVE	4TH ST	3RD ST	SE	$245,667.50
KINGS AVE	5TH ST	SIDEWALK ENDS	SE	$127,231.50
KINGS AVE	6TH ST	5TH ST	SE	$173,206.00
KINGS AVE	7TH ST	6TH ST	SE	$142,180.50
KINGS AVE	8TH ST	SIDEWALK ENDS	SE	$53,999.00
KINGS AVE	9TH ST	8TH ST	SE	$86,465.50
KINGS AVE	FRONT ST	SIDEWALK ENDS	NW	$142,750.50
KINGS AVE	SIDEWALK BEGINS	4TH ST	SE	$298,864.00

KITES WAY — Total Cost for Street: $681,320.00

Survey Street	Start Street	End Street	Orientation	
KITES WAY	ELM AVE	PISTACHIO CT	E	$152,410.00
KITES WAY	PISTACHIO CT	ACACIA CT	E	$203,925.00
KITES WAY	ROSE AVE	ELM AVE	W	$324,985.00

LAKE AVE — Total Cost for Street: $771,221.00

Survey Street	Start Street	End Street	Orientation	
LAKE AVE	10TH ST	9TH ST	SE	$99,418.00
LAKE AVE	11TH ST	10TH ST	SE	$57,596.00
LAKE AVE	13TH ST	SIDEWALK ENDS	NW	$412.50

LAKE AVE	15TH ST	SIDEWALK ENDS	SE	$43,494.00
LAKE AVE	2ND ST	SIDEWALK ENDS	SW	$20,064.00
LAKE AVE	3RD ST	4TH ST	NW	$67,468.50
LAKE AVE	4TH ST	3RD ST	SE	$65,593.00
LAKE AVE	5TH ST	SIDEWALK ENDS	SE	$1,270.50
LAKE AVE	6TH ST	7TH ST	NW	$32,048.50
LAKE AVE	7TH ST	6TH ST	SE	$62,073.00
LAKE AVE	8TH ST	7TH ST	SE	$53,226.25
LAKE AVE	9TH ST	8TH ST	SE	$129,747.75
LAKE AVE	SIDEWALK BEGINS	SIDEWALK ENDS	SE	$138,809.00

LARK AVE

Total Cost for Street: **$349,557.50**

Survey Street	Start Street	End Street	Orientation	
LARK AVE	PINE ST	ROSE AVE	S/E	$171,162.50
LARK AVE	ROSE AVE	PINE ST	W/N	$178,395.00

LINCOLN AVE

Total Cost for Street: **$681,680.00**

Survey Street	Start Street	End Street	Orientation	
LINCOLN AVE	2142 LINCOLN AVE	SIDEWALK ENDS	W	$1,800.00
LINCOLN AVE	JEFFERSON ST	PALM PKY	E	$161,255.00
LINCOLN AVE	PALM PKY	2140 LINCOLN AVE	W	$366,385.00
LINCOLN AVE	SIDEWALK BEGINS	PALM PKY	W	$152,240.00

MADISON CT

Total Cost for Street: **$306,210.00**

Survey Street	Start Street	End Street	Orientation	
MADISON CT	JEFFERSON ST	JEFFERSON ST	N	$306,210.00

MAGNOLIA CT

Total Cost for Street: **$143,315.00**

Survey Street	Start Street	End Street	Orientation	
MAGNOLIA CT	1607 MAGNOLIA CT	THOMAS CHIDLAW DR	W /	$74,815.00
MAGNOLIA CT	THOMAS CHIDLAW DR	1606 MAGNOLIA CT	N /	$68,500.00

MAPLE ST

Total Cost for Street: **$370,495.00**

Survey Street	Start Street	End Street	Orientation	
MAPLE ST	ELM AVE	WASHINGTON RD	W	$145,735.00
MAPLE ST	WASHINGTON RD	OAK CT	E	$224,760.00

MARIPOSA AVE

Total Cost for Street: **$467,501.50**

Survey Street	Start Street	End Street	Orientation	
MARIPOSA AVE	14TH ST	15TH ST	NW	$107,371.00
MARIPOSA AVE	1ST ST	3RD ST	NW	$202,032.00
MARIPOSA AVE	3RD ST	4TH ST	NW	$119,191.50
MARIPOSA AVE	SIDEWALK BEGINS	SIDEWALK ENDS	NW	$38,907.00

MICHELLE CT

Total Cost for Street: **$79,720.00**

Survey Street	Start Street	End Street	Orientation	
MICHELLE CT	888 MICHELLE CT	ROSEHILL DR	E	$36,980.00
MICHELLE CT	ROSEHILL DR	888 MICHELLE CT	W	$42,740.00

MISSION AVE

Total Cost for Street: **$27,510.00**

Survey Street	Start Street	End Street	Orientation	
MISSION AVE	S GENOA LAKE WAY	VERTE ST	S	$11,535.00
MISSION AVE	VERTE ST	S GENOA LAKE WAY	N	$15,975.00

MOLLY AVE

Total Cost for Street: **$528,195.00**

Survey Street	Start Street	End Street	Orientation

MOLLY AVE	342 MOLLY AVE	ELM AVE	W	$185,080.00
MOLLY AVE	ELM AVE	PHILLIP WAY	E/S	$251,825.00
MOLLY AVE	PHILLIP WAY	342 MOLLY AVE	N	$91,290.00

MONROE CT

Total Cost for Street: **$227,280.00**

Survey Street	Start Street	End Street	Orientation	
MONROE CT	2003 MONROE CT	PALM PKY	W	$118,360.00
MONROE CT	PALM PKY	2003 MONROE CT	E	$108,920.00

MONTEREY AVE

Total Cost for Street: **$1,295,551.50**

Survey Street	Start Street	End Street	Orientation	
MONTEREY AVE	10TH ST	SIDEWALK ENDS	NW	$43,994.50
MONTEREY AVE	11TH ST	SIDEWALK ENDS	NW	$21,516.00
MONTEREY AVE	13TH ST	11TH ST	SE	$200,783.00
MONTEREY AVE	2ND ST	3RD ST	NW	$144,204.50
MONTEREY AVE	3RD ST	SIDEWALK ENDS	NW	$29,491.00
MONTEREY AVE	4TH ST	SIDEWALK ENDS	SE	$100,270.50
MONTEREY AVE	5TH ST	SIDEWALK ENDS	SE	$50,060.00
MONTEREY AVE	6TH ST	5TH ST	SE	$96,228.00
MONTEREY AVE	7TH ST	6TH ST	SE	$43,417.00
MONTEREY AVE	8TH ST	7TH ST	SE	$61,611.00
MONTEREY AVE	SIDEWALK BEGINS	2ND ST	SE	$503,976.00

MYER ST

Total Cost for Street: **$943,215.00**

Survey Street	Start Street	End Street	Orientation	
MYER ST	KITES WAY	SIDEWALK ENDS	S	$347,040.00
MYER ST	ROBERTSON BLVD	KITES WAY	N	$596,175.00

N FIG TREE BLVD

Total Cost for Street: **$206,340.00**

Survey Street	Start Street	End Street	Orientation	
N FIG TREE BLVD	AVE 26	S LAKE TAHOE DR	E	$111,412.50
N FIG TREE BLVD	S LAKE TAHOE DR	AVE 26	W	$94,927.50

OAK CT

Total Cost for Street: **$240,810.00**

Survey Street	Start Street	End Street	Orientation	
OAK CT	ELM AVE	ELM AVE	N	$240,810.00

OLEANDER DR

Total Cost for Street: **$494,167.50**

Survey Street	Start Street	End Street	Orientation	
OLEANDER DR	CYPRESS LN	HOWELL RD	E	$68,665.00
OLEANDER DR	HOWELL RD	PEACH DR	W	$9,307.50
OLEANDER DR	PARKRIDGE DR	CYPRESS LN	E	$155,110.00
OLEANDER DR	PEACH DR	PARKRIDGE DR	W	$261,085.00

ORANGE AVE

Total Cost for Street: **$2,274,740.00**

Survey Street	Start Street	End Street	Orientation	
ORANGE AVE	1004 ORANGE AVE	11TH ST	NW	$56,559.00
ORANGE AVE	10TH ST	917 ORANGE AVE	SE	$18,846.00
ORANGE AVE	11 ORANGE AVE	FRONT ST	SE	$21,073.50
ORANGE AVE	1105 ORANGE AVE	1105 ORANGE AVE	SE	$19,062.00
ORANGE AVE	11TH ST	10TH ST	SE	$397,555.00
ORANGE AVE	1205 ORANGE AVE	1205 ORANGE AVE	SE	$2,015.00
ORANGE AVE	1217 ORANGE AVE	1209 ORANGE AVE	SE	$48,915.00
ORANGE AVE	12TH ST	SIDEWALK ENDS	SE	$45,270.00
ORANGE AVE	1305 ORANGE AVE	13TH ST	SE	$12,597.00

ORANGE AVE	13TH ST	14TH ST	NW	$51,043.50
ORANGE AVE	14TH ST	15TH ST	NW	$72,942.75
ORANGE AVE	15TH ST	14TH ST	SE	$65,649.75
ORANGE AVE	1ST ST	3RD ST	NW	$515,880.00
ORANGE AVE	23 ORANGE AVE	SIDEWALK ENDS	SE	$2,722.50
ORANGE AVE	2ND ST	1ST ST	SE	$128,722.50
ORANGE AVE	3RD ST	2ND ST	SE	$157,979.00
ORANGE AVE	4TH ST	3RD ST	SE	$215,017.50
ORANGE AVE	5TH ST	4TH ST	SE	$114,745.00
ORANGE AVE	6TH ST	5TH ST	SE	$115,900.00
ORANGE AVE	7TH ST	6TH ST	SE	$44,950.00
ORANGE AVE	8TH ST	7TH ST	SE	$148,630.00
ORANGE AVE	908 ORANGE AVE	912 ORANGE AVE	NW	$10,250.00
ORANGE AVE	917 ORANGE AVE	909 ORANGE AVE	SE	$8,415.00

PALM PKY

Total Cost for Street: **$1,331,315.00**

Survey Street	Start Street	End Street	Orientation	
PALM PKY	KENNEDY CT	LINCOLN AVE	S	$42,180.00
PALM PKY	LINCOLN AVE	SIDEWALK ENDS	S	$322,340.00
PALM PKY	MONROE CT	TAFT CT	N	$108,795.00
PALM PKY	ROBERTSON BLVD	KENNEDY CT	S	$279,120.00
PALM PKY	SIDEWALK BEGINS	TRUMAN DR	S	$403,380.00
PALM PKY	TRUMAN DR	SIDEWALK ENDS	S	$175,500.00

PARKRIDGE CT

Total Cost for Street: **$135,340.00**

Survey Street	Start Street	End Street	Orientation	
PARKRIDGE CT	COTTONWOOD DR	COTTONWOOD DR	W	$135,340.00

PARKRIDGE DR

Total Cost for Street: **$1,107,685.00**

Survey Street	Start Street	End Street	Orientation	
PARKRIDGE DR	AUTUMN WAY	THOMAS CHIDLAW DR	S	$105,735.00
PARKRIDGE DR	COTTONWOOD DR	PINE ST	SE	$118,360.00
PARKRIDGE DR	OLEANDER DR	SANTA CRUZ BLVD	N	$127,115.00
PARKRIDGE DR	PINE ST	SANTA CRUZ BLVD	S	$93,585.00
PARKRIDGE DR	SANTA CRUZ BLVD	AUTUMN WAY	S	$522,815.00
PARKRIDGE DR	THOMAS CHIDLAW DR	OLEANDER DR	N	$140,075.00

PEACH CT

Total Cost for Street: **$69,977.50**

Survey Street	Start Street	End Street	Orientation	
PEACH CT	605 PEACH CT	COTTONWOOD DR	S	$39,920.00
PEACH CT	COTTONWOOD DR	608 PEACH CT	N /	$30,057.50

PEACH DR

Total Cost for Street: **$901,375.00**

Survey Street	Start Street	End Street	Orientation	
PEACH DR	COTTONWOOD DR	SANTA CRUZ BLVD	S	$209,932.50
PEACH DR	OLEANDER DR	SANTA CRUZ BLVD	N	$197,217.50
PEACH DR	SANTA CRUZ BLVD	OLEANDER DR	S	$494,225.00

PENNY ST

Total Cost for Street: **$365,470.00**

Survey Street	Start Street	End Street	Orientation	
PENNY ST	CALAVERAS ST	ROSEHILL DR	W	$145,150.00
PENNY ST	ROSEHILL DR	CALAVERAS ST	E	$220,320.00

PHILLIP CT

Total Cost for Street: **$140,480.00**

Survey Street	Start Street	End Street	Orientation

PHILLIP CT	104 PHILLIP CT	PHILLIP WAY	S	$74,780.00
PHILLIP CT	PHILLIP WAY	104 PHILLIP CT	N	$65,700.00

PHILLIP WAY

Total Cost for Street: **$655,995.00**

Survey Street	Start Street	End Street	Orientation	
PHILLIP WAY	ELM AVE	ROSE AVE	E	$297,015.00
PHILLIP WAY	MOLLY AVE	PHILLIP CT	W	$103,500.00
PHILLIP WAY	PHILLIP CT	ELM AVE	W	$140,760.00
PHILLIP WAY	ROSE AVE	MOLLY AVE	W	$114,720.00

PINE CT

Total Cost for Street: **$210,860.00**

Survey Street	Start Street	End Street	Orientation	
PINE CT	309 PINE CT	PINE ST	N	$156,235.00
PINE CT	PINE ST	309 PINE CT	S	$54,625.00

PINE ST

Total Cost for Street: **$963,950.00**

Survey Street	Start Street	End Street	Orientation	
PINE ST	133 PINE ST	SANTA CRUZ BLVD	W/S	$296,117.50
PINE ST	ELM AVE	PINE CT	E	$119,220.00
PINE ST	LARK AVE	ROSE AVE	E	$118,140.00
PINE ST	PARKRIDGE DR	133 PINE ST	W	$172,127.50
PINE ST	PINE CT	LARK AVE	E	$130,320.00
PINE ST	ROSE AVE	PARKRIDGE DR	E	$128,025.00

PISTACHIO CT

Total Cost for Street: **$239,854.00**

Survey Street	Start Street	End Street	Orientation	
PISTACHIO CT	KITES WAY	KITES WAY	E	$239,854.00

PLUM CT

Total Cost for Street: **$235,375.00**

Survey Street	Start Street	End Street	Orientation	
PLUM CT	SANTA CRUZ BLVD	SANTA CRUZ BLVD	E	$235,375.00

PLUM WAY

Total Cost for Street: **$226,847.50**

Survey Street	Start Street	End Street	Orientation	
PLUM WAY	SANTA CRUZ BLVD	WALNUT WAY	N	$90,077.50
PLUM WAY	WALNUT WAY	SANTA CRUZ BLVD	S	$136,770.00

PROSPERITY RD

Total Cost for Street: **$1,411,645.00**

Survey Street	Start Street	End Street	Orientation	
PROSPERITY RD	SIDEWALK BEGINS	CHOWCHILLA BLVD	NW	$1,411,645.00

RD 15 1/2

Total Cost for Street: **$153,263.00**

Survey Street	Start Street	End Street	Orientation	
RD 15 1/2	MARIPOSA AVE	COLUSA AVE	NE	$95,634.00
RD 15 1/2	TRUMAN DR	SIDEWALK ENDS	SW	$57,629.00

RIVERSIDE AVE

Total Cost for Street: **$1,551,799.75**

Survey Street	Start Street	End Street	Orientation	
RIVERSIDE AVE	11TH ST	13TH ST	NW	$316,882.50
RIVERSIDE AVE	13TH ST	14TH ST	NW	$115,802.50
RIVERSIDE AVE	14TH ST	15TH ST	NW	$122,578.50
RIVERSIDE AVE	15TH ST	14TH ST	SE	$52,624.00
RIVERSIDE AVE	2ND ST	SIDEWALK ENDS	SE	$128,133.50
RIVERSIDE AVE	3RD ST	SIDEWALK ENDS	SE	$122,267.75
RIVERSIDE AVE	4TH ST	3RD ST	SE	$78,958.00
RIVERSIDE AVE	5TH ST	4TH ST	SE	$120,571.00

RIVERSIDE AVE	6TH ST	5TH ST	SE	$67,171.50
RIVERSIDE AVE	7TH ST	SIDEWALK ENDS	NW	$32,802.00
RIVERSIDE AVE	8TH ST	SIDEWALK ENDS	SE	$84,106.00
RIVERSIDE AVE	SIDEWALK BEGINS	KINGS AVE	SW	$309,902.50

ROBERTSON BLVD

Total Cost for Street: **$5,654,626.50**

Survey Street	Start Street	End Street	Orientation	
ROBERTSON BLVD	10TH ST	9TH ST	SE	$135,414.00
ROBERTSON BLVD	11TH ST	10TH ST	SE	$373,608.00
ROBERTSON BLVD	13TH ST	11TH ST	SE	$212,280.00
ROBERTSON BLVD	14TH ST	13TH ST	SE	$120,600.00
ROBERTSON BLVD	1520 ROBERTSON BLVD	WASHINGTON RD	NW	$59,520.00
ROBERTSON BLVD	1567 ROBERTSON BLVD	1567 ROBERTSON BLVD	SE	$21,240.00
ROBERTSON BLVD	15TH ST	14TH ST	SE	$30,336.00
ROBERTSON BLVD	1ST ST	FRONT ST	SE	$368,112.00
ROBERTSON BLVD	2ND ST	1ST ST	SE	$605,632.00
ROBERTSON BLVD	3RD ST	2ND ST	SE	$504,714.00
ROBERTSON BLVD	4TH ST	3RD ST	SE	$421,964.00
ROBERTSON BLVD	5TH ST	4TH ST	SE	$231,894.00
ROBERTSON BLVD	6TH ST	5TH ST	SE	$236,376.00
ROBERTSON BLVD	7TH ST	6TH ST	SE	$113,796.00
ROBERTSON BLVD	8TH ST	7TH ST	SE	$228,024.00
ROBERTSON BLVD	9TH ST	8TH ST	SE	$187,014.00
ROBERTSON BLVD	CHOWCHILLA BLVD	SIDEWALK ENDS	SE	$645,670.50
ROBERTSON BLVD	COUNTRY WOOD SHOPPING	MYER ST	NW	$76,110.00
ROBERTSON BLVD	DOLLAR TREE PARKING	COUNTRY WOOD SHOPPING	S/W/	$149,100.00
ROBERTSON BLVD	FRONT ST	CHOWCHILLA BLVD	SE	$589,845.00
ROBERTSON BLVD	SCHOETTLER TIRE	15TH ST	SE	$66,978.00
ROBERTSON BLVD	SIDEWALK BEGINS	DOLLAR TREE PARKING LOT	W/N	$276,399.00

ROBERTSON-TRINITY ALLEY

Total Cost for Street: **$101,004.75**

Survey Street	Start Street	End Street	Orientation	
ROBERTSON-TRINITY ALLEY	3RD ST	2ND ST	SE	$101,004.75

ROOSEVELT DR

Total Cost for Street: **$1,444,578.00**

Survey Street	Start Street	End Street	Orientation	
ROOSEVELT DR	1512 ROOSEVELT DR	WASHINGTON DR	W	$268,124.00
ROOSEVELT DR	15TH ST	1512 ROOSEVELT DR	W	$99,712.00
ROOSEVELT DR	ADAMS DR	WASHINGTON DR	E	$26,040.00
ROOSEVELT DR	ROOSEVELT DR	TRUMAN DR	S	$296,205.00
ROOSEVELT DR	TRUMAN DR	ROOSEVELT DR	N	$329,425.00
ROOSEVELT DR	WASHINGTON DR	ADAMS DR	W	$136,252.00
ROOSEVELT DR	WILSON WAY	15TH ST	E	$288,820.00

ROSE AVE

Total Cost for Street: **$737,020.00**

Survey Street	Start Street	End Street	Orientation	
ROSE AVE	AUTUMN WAY	SANTA CRUZ BLVD	N	$210,230.00
ROSE AVE	LARK AVE	SANTA CRUZ BLVD	S	$50,250.00
ROSE AVE	PHILLIP WAY	KITES WAY	S	$108,255.00
ROSE AVE	PINE ST	LARK AVE	S	$103,360.00
ROSE AVE	SANTA CRUZ BLVD	PHILLIP WAY	S	$264,925.00

ROSEHILL DR

Total Cost for Street: **$1,427,610.00**

Survey Street	Start Street	End Street	Orientation

ROSEHILL DR	AMADOR ST	CALAVERAS ST	SE	$481,480.00
ROSEHILL DR	CALAVERAS ST	MICHELLE CT	S	$439,440.00
ROSEHILL DR	CALIFA DR	PENNY ST	N	$162,900.00
ROSEHILL DR	DANNIELLE ST	CALAVERAS ST	N	$110,700.00
ROSEHILL DR	MICHELLE CT	AMADOR ST	S	$148,515.00
ROSEHILL DR	PENNY ST	DANNIELLE ST	N	$84,575.00

S FIG TREE BLVD

Total Cost for Street: **$575,645.00**

Survey Street	Start Street	End Street	Orientation	
S FIG TREE BLVD	AVE 26	SIDEWALK ENDS	W	$406,977.50
S FIG TREE BLVD	SIDEWALK BEGINS	S MONTGOMERY LAKE WAY	W	$117,712.50
S FIG TREE BLVD	START OF PARKING LOT	END OF PARKING LOT	W	$50,955.00

S GENOA LAKE WAY

Total Cost for Street: **$860,107.50**

Survey Street	Start Street	End Street	Orientation	
S GENOA LAKE WAY	AVE 26	PARKING LOT ENTRANCE	W	$159,311.25
S GENOA LAKE WAY	CURB RAMP	PARKING LOT ENTRANCE	W	$87,097.50
S GENOA LAKE WAY	PARKING LOT ENTRANCE	S MONTGOMERY LAKE WAY	W	$282,712.50
S GENOA LAKE WAY	SIDEWALK BEGINS	AVE 26	E	$330,986.25

S LAKE TAHOE DR

Total Cost for Street: **$259,485.00**

Survey Street	Start Street	End Street	Orientation	
S LAKE TAHOE DR	FALLEN LEAF WAY	SIDEWALK ENDS	N	$44,685.00
S LAKE TAHOE DR	N FIG TREE BLVD	FALLEN LEAF WAY	N	$45,675.00
S LAKE TAHOE DR	SIDEWALK BEGINS	N FIG TREE BLVD	S	$169,125.00

S MONTGOMERY LAKE WAY

Total Cost for Street: **$2,529,672.75**

Survey Street	Start Street	End Street	Orientation	
S MONTGOMERY LAKE WAY	AUTO PARK PLACE	SIDEWALK ENDS	W	$94,176.00
S MONTGOMERY LAKE WAY	AVE 26	AUTO PARK PLACE	W	$563,463.00
S MONTGOMERY LAKE WAY	PARKING LOT ENTRANCE	AVE 26	E	$241,515.00
S MONTGOMERY LAKE WAY	S FIG TREE BLVD	SIDEWALK ENDS	NE	$429,450.00
S MONTGOMERY LAKE WAY	S GENOA LAKE WAY	SIDEWALK ENDS	SW	$552,101.25
S MONTGOMERY LAKE WAY	SAVE MART PHARMACY	PARKING LOT ENTRANCE	E	$122,985.00
S MONTGOMERY LAKE WAY	SIDEWALK BEGINS	SIDEWALK ENDS	SW	$525,982.50

SANTA CRUZ BLVD

Total Cost for Street: **$1,526,415.00**

Survey Street	Start Street	End Street	Orientation	
SANTA CRUZ BLVD	BLOSSOM DR	CAMELLIA DR	W	$71,676.00
SANTA CRUZ BLVD	CAMELLIA DR	HOWELL RD	W	$54,466.50
SANTA CRUZ BLVD	CHERRY CT	PLUM CT	E	$42,870.00
SANTA CRUZ BLVD	CHERRY WAY	PARKRIDGE DR	W	$86,025.00
SANTA CRUZ BLVD	ELM AVE	ROSE AVE	E	$196,860.00
SANTA CRUZ BLVD	ENGLEWOOD AVE	WASHINGTON RD	W	$41,790.00
SANTA CRUZ BLVD	HOWELL RD	PEACH DR	W	$91,710.00
SANTA CRUZ BLVD	PARKRIDGE DR	ROSE AVE	W	$121,380.00
SANTA CRUZ BLVD	PEACH DR	PLUM CT	W	$141,060.00
SANTA CRUZ BLVD	PINE ST	ENGLEWOOD AVE	W	$83,130.00
SANTA CRUZ BLVD	PLUM CT	PEACH DR	E	$23,032.50
SANTA CRUZ BLVD	PLUM WAY	CHERRY WAY	W	$67,830.00
SANTA CRUZ BLVD	ROSE AVE	ELM AVE	W	$432,555.00
SANTA CRUZ BLVD	WASHINGTON RD	ELM AVE	E	$72,030.00

SHASTA CT

Total Cost for Street: **$175,887.50**

Survey Street	Start Street	End Street	Orientation

SHASTA CT	WASHINGTON RD	WASHINGTON RD	N	$175,887.50

SONOMA AVE — Total Cost for Street: $539,044.00

Survey Street	Start Street	End Street	Orientation	
SONOMA AVE	11TH ST	SIDEWALK ENDS	SE	$24,838.00
SONOMA AVE	12TH ST	SIDEWALK ENDS	NW	$8,096.00
SONOMA AVE	3RD ST	SIDEWALK ENDS	NW	$16,813.50
SONOMA AVE	4TH ST	SIDEWALK ENDS	SE	$114,644.75
SONOMA AVE	6TH ST	SIDEWALK ENDS	NW	$47,025.00
SONOMA AVE	7TH ST	SIDEWALK ENDS	NW	$8,558.00
SONOMA AVE	9TH ST	805 SONOMA AVE	SE	$51,906.25
SONOMA AVE	SIDEWALK BEGINS	4TH ST	SE	$267,162.50

SPRUCE CT — Total Cost for Street: $156,235.00

Survey Street	Start Street	End Street	Orientation	
SPRUCE CT	COTTONWOOD DR	COTTONWOOD DR	E	$156,235.00

TAFT CT — Total Cost for Street: $220,035.00

Survey Street	Start Street	End Street	Orientation	
TAFT CT	2010 TAFT CT	PALM PKY	W	$66,500.00
TAFT CT	PALM PKY	2006 TAFT CT	E	$153,535.00

THOMAS CHIDLAW DR — Total Cost for Street: $436,340.00

Survey Street	Start Street	End Street	Orientation	
THOMAS CHIDLAW DR	CYPRESS LN	MAGNOLIA CT	W	$107,700.00
THOMAS CHIDLAW DR	MAGNOLIA CT	PARKRIDGE DR	W	$100,120.00
THOMAS CHIDLAW DR	PARKRIDGE DR	CYPRESS LN	E	$228,520.00

TRINITY AVE — Total Cost for Street: $2,424,549.25

Survey Street	Start Street	End Street	Orientation	
TRINITY AVE	1001 TRINITY AVE	10TH ST	SE	$6,135.00
TRINITY AVE	10TH ST	9TH ST	SE	$43,825.00
TRINITY AVE	13TH ST	SIDEWALK ENDS	NW	$23,496.00
TRINITY AVE	14TH ST	13TH ST	SE	$120,202.50
TRINITY AVE	15TH ST	SIDEWALK ENDS	SE	$47,382.50
TRINITY AVE	1ST ST	SIDEWALK ENDS	SE	$418,518.00
TRINITY AVE	2ND ST	3RD ST	SE	$371,685.00
TRINITY AVE	3RD ST	2ND ST	SE	$339,840.00
TRINITY AVE	4TH ST	3RD ST	SE	$208,026.00
TRINITY AVE	5TH ST	4TH ST	SE	$119,283.75
TRINITY AVE	6TH ST	5TH ST	SE	$191,895.00
TRINITY AVE	7TH ST	6TH ST	SE	$95,865.00
TRINITY AVE	804 TRINITY AVE	9TH ST	NW	$52,930.00
TRINITY AVE	805 TRINITY AVE	8TH ST	SE	$8,355.00
TRINITY AVE	809 TRINITY AVE	809 TRINITY AVE	SE	$7,035.00
TRINITY AVE	8TH ST	7TH ST	SE	$59,170.00
TRINITY AVE	9TH ST	813 TRINITY AVE	SE	$168,710.00
TRINITY AVE	FRONT ST	1ST ST	NW	$78,544.00
TRINITY AVE	SIDEWALK BEGINS	15TH ST	NW	$63,651.50

TRUMAN DR — Total Cost for Street: $1,428,006.00

Survey Street	Start Street	End Street	Orientation	
TRUMAN DR	1513 TRUMAN DR	15TH ST	E	$39,232.00
TRUMAN DR	1537 TRUMAN DR	FREE WILL BAPTIST CHURCH	E	$30,600.00
TRUMAN DR	15TH ST	SIDEWALK ENDS	W	$24,942.00

TRUMAN DR	ADAMS DR	GRANT DR	W	$205,015.00
TRUMAN DR	GRANT DR	VAN BUREN ST	W	$86,540.00
TRUMAN DR	JACKSON CT	PALM PKY	W	$45,020.00
TRUMAN DR	JEFFERSON ST	PALM PKY	E	$167,210.00
TRUMAN DR	PALM PKY	JEFFERSON ST	W	$520,055.00
TRUMAN DR	SIDEWALK BEGINS	WASHINGTON DR	W	$203,632.00
TRUMAN DR	VAN BUREN ST	JACKSON CT	W	$79,720.00
TRUMAN DR	WASHINGTON DR	ADAMS DR	W	$26,040.00

VAN BUREN ST

Total Cost for Street: **$68,775.00**

Survey Street	Start Street	End Street	Orientation	
VAN BUREN ST	SIDEWALK BEGINS	TRUMAN DR	S	$23,415.00
VAN BUREN ST	TRUMAN DR	SIDEWALK ENDS	N	$45,360.00

VENTURA AVE

Total Cost for Street: **$2,763,117.50**

Survey Street	Start Street	End Street	Orientation	
VENTURA AVE	10TH ST	9TH ST	SE	$119,108.00
VENTURA AVE	11TH ST	10TH ST	SE	$232,628.00
VENTURA AVE	13TH ST	12TH ST	SE	$99,995.50
VENTURA AVE	14TH ST	13TH ST	SE	$63,844.00
VENTURA AVE	15TH ST	14TH ST	SE	$56,787.50
VENTURA AVE	4TH ST	3RD ST	SE	$141,185.00
VENTURA AVE	5TH ST	4TH ST	SE	$121,836.00
VENTURA AVE	6TH ST	5TH ST	SE	$123,299.00
VENTURA AVE	7TH ST	6TH ST	SE	$131,983.50
VENTURA AVE	8TH ST	7TH ST	SE	$125,554.00
VENTURA AVE	9TH ST	8TH ST	SE	$134,640.00
VENTURA AVE	CALAVERAS ST	CIRCLE DR	NW	$704,247.50
VENTURA AVE	CIRCLE DR	HOSPITAL DR	NW	$245,745.50
VENTURA AVE	HOSPITAL DR	HOWELL RD	NW	$168,960.00
VENTURA AVE	HOWELL RD	GILL WAY	NW	$293,304.00

VERDONE ST

Total Cost for Street: **$191,125.00**

Survey Street	Start Street	End Street	Orientation	
VERDONE ST	BIDAN AVE	CORDELIA AVE	W	$59,670.00
VERDONE ST	CONADRIA AVE	BIDAN AVE	W	$40,740.00
VERDONE ST	KADOTA AVE	CONADRIA AVE	E	$90,715.00

VERNAL DR

Total Cost for Street: **$268,902.50**

Survey Street	Start Street	End Street	Orientation	
VERNAL DR	ADAMS DR	GRANT DR	W	$79,300.00
VERNAL DR	GRANT DR	WASHINGTON DR	E	$139,867.50
VERNAL DR	WASHINGTON DR	ADAMS DR	W	$49,735.00

VERTE ST

Total Cost for Street: **$143,387.50**

Survey Street	Start Street	End Street	Orientation	
VERTE ST	BIDAN AVE	CONADRIA AVE	E	$34,042.50
VERTE ST	CONADRIA AVE	MISSION AVE	W	$51,975.00
VERTE ST	CORDELIA AVE	BIDAN AVE	E	$35,280.00
VERTE ST	MISSION AVE	ALMA CT	W	$22,090.00

W GOLF DR

Total Cost for Street: **$207,375.00**

Survey Street	Start Street	End Street	Orientation	
W GOLF DR	AVE 26	PRIVATE ROAD	W	$124,395.00
W GOLF DR	PRIVATE ROAD	AVE 26	E	$82,980.00

WALNUT WAY — Total Cost for Street: $181,130.00

Survey Street	Start Street	End Street	Orientation	
WALNUT WAY	PLUM WAY	CHERRY WAY	W	$181,130.00

WASHINGTON DR — Total Cost for Street: $694,750.00

Survey Street	Start Street	End Street	Orientation	
WASHINGTON DR	ROOSEVELT DR	TRUMAN DR	S	$339,130.00
WASHINGTON DR	TRUMAN DR	ROOSEVELT DR	N	$303,990.00
WASHINGTON DR	VERNAL DR	ROOSEVELT DR	S	$51,630.00

WASHINGTON RD — Total Cost for Street: $1,577,807.50

Survey Street	Start Street	End Street	Orientation	
WASHINGTON RD	1520 ROBERTSON BLVD	DEFENDER ST	N	$113,100.00
WASHINGTON RD	DEFENDER ST	SIDEWALK ENDS	N	$28,095.00
WASHINGTON RD	KITES WAY	DEFENDER ST	S	$581,927.50
WASHINGTON RD	MAPLE ST	SHASTA CT	N	$339,990.00
WASHINGTON RD	ROBERTSON BLVD	1520 ROBERTSON RD	N	$45,865.00
WASHINGTON RD	SANTA CRUZ BLVD	WASHINGTON RD	N	$39,125.00
WASHINGTON RD	SHASTA CT	SANTA CRUZ BLVD	N	$343,440.00
WASHINGTON RD	SIDEWALK BEGINS	MAPLE ST	N	$86,265.00

WILLOW CT — Total Cost for Street: $54,335.00

Survey Street	Start Street	End Street	Orientation	
WILLOW CT	COTTONWOOD DR	COTTONWOOD DR	W	$54,335.00

WILSON WAY — Total Cost for Street: $733,421.38

Survey Street	Start Street	End Street	Orientation	
WILSON WAY	COOLIDGE AVE	HOOVER AVE	N	$133,436.00
WILSON WAY	HOOVER AVE	ROOSEVELT DR	N	$132,192.00
WILSON WAY	ROOSEVELT DR	360 WILSON WAY	S	$380,484.00
WILSON WAY	SIDEWALK BEGINS	COOLIDGE AVE	N	$35,160.00
WILSON WAY	TRUMAN DR	HARDING AVE	N	$52,149.38

Total Cost for City Sidewalks: **$99,502,998.38**



SURVEY DATA

Funding Source: TBD **Year to be Completed** TBD

Street Side	Run ID	Survey Street Name	Starting Street Name	End Street Name	Priority
NE	51909251242	10TH ST	KINGS AVE	SIDEWALK ENDS	102

ID	Dist. from Corner	Barrier Type	As-is Measurement/Notes	Sidewalk Width	Qty	Unit	Cost	Total
34603	0.9 to 4.8 feet	Cross Slope (PAR)	2.0-3.0%	6 ft	21	SF	$120	**$2,574**
164	55.8 to 56.8 feet	**Continuous Width**		6 ft	6	SF	$120	**$660**
34605	57.8 to 63.4 feet	Cross Slope (PAR)	2.0-3.0%	6 ft	31	SF	$120	**$3,696**
34606	77.2 to 84.8 feet	Cross Slope (PAR)	2.0-3.0%	6 ft	42	SF	$120	**$5,016**
34609	87.0 to 93.0 feet	Cross Slope (PAR)	2.0-3.0%	6 ft	33	SF	$120	**$3,960**
34610	95.7 to 99.5 feet	Cross Slope (PAR)	2.0-3.0%	6 ft	21	SF	$120	**$2,508**
34611	114.4 to 117.3 feet	Cross Slope (PAR)	2.0-3.0%	6 ft	16	SF	$120	**$1,914**
60071	118.3 to 132.5 feet	Driveway				REF		
34613	119.9 to 128.0 feet	**Cross Slope (Driveway)**	3.0-4.0%	6 ft	45	SF	$40	**$1,782**
55629	126.0 to 129.8 feet	**Vertical Change**	.3	6 ft	21	REF		
34616	129.7 to 132.6 feet	**Cross Slope (Driveway)**	2.0-3.0%	6 ft	16	SF	$40	**$638**
57486	130.6 to 131.6 feet	**Vertical Change**	1.6	6 ft	6	REF		
56490	133.1 to 135.8 feet	**Vertical Change**	.4	6 ft	15	LF	$75	**$1,114**

TOTAL COST FOR: NE *side of* **10TH ST** *Starting at:* **KINGS AVE** **$23,861.75**

Funding Source: TBD **Year to be Completed** TBD

Street Side	Run ID	Survey Street Name	Starting Street Name	End Street Name	Priority
NE	51909251306	10TH ST	LAKE AVE	SIDEWALK ENDS	91.5

ID	Dist. from Corner	Barrier Type	As-is Measurement/Notes	Sidewalk Width	Qty	Unit	Cost	Total
34652	5.8 to 7.5 feet	Cross Slope (PAR)	2.0-3.0%	6 ft	9	SF	$120	**$1,122**
34653	9.8 to 30.7 feet	Cross Slope (PAR)	3.0-4.0%	6 ft	115	SF	$120	**$13,794**
55632	11.1 to 12.1 feet	**Vertical Change**	.3	6 ft	6	REF		
34660	32.8 to 35.1 feet	Cross Slope (PAR)	3.0-4.0%	6 ft	13	SF	$120	**$1,518**
34661	35.4 to 36.7 feet	Cross Slope (PAR)	2.0-3.0%	6 ft	7	SF	$120	**$858**
34662	45.1 to 46.5 feet	Cross Slope (PAR)	2.0-3.0%	6 ft	8	SF	$120	**$924**
34663	50.0 to 55.3 feet	Cross Slope (PAR)	2.0-3.0%	6 ft	29	SF	$120	**$3,498**
34666	73.8 to 76.7 feet	Cross Slope (PAR)	2.0-3.0%	6 ft	16	SF	$120	**$1,914**
34668	80.0 to 93.3 feet	Cross Slope (PAR)	3.0-4.0%	6 ft	73	SF	$120	**$8,778**
56491	94.9 to 95.9 feet	**Vertical Change**	.4	6 ft	6	LF	$75	**$413**
34673	96.2 to 106.6 feet	Cross Slope (PAR)	2.0-3.0%	6 ft	57	SF	$120	**$6,864**
34675	108.0 to 109.4 feet	Cross Slope (PAR)	4.0-5.0%	6 ft	8	SF	$120	**$924**
34676	111.9 to 124.9 feet	Cross Slope (PAR)	2.0-3.0%	6 ft	72	SF	$120	**$8,580**
55633	125.2 to 126.2 feet	**Vertical Change**	.3	6 ft	6	REF		
34681	125.4 to 127.0 feet	Cross Slope (PAR)	4.0-5.0%	6 ft	9	SF	$120	**$1,056**
34682	129.0 to 134.3 feet	Cross Slope (PAR)	6.0-7.0%	6 ft	29	SF	$120	**$3,498**

TOTAL COST FOR: NE *side of* **10TH ST** *Starting at:* **LAKE AVE** **$53,740.50**

Funding Source: TBD **Year to be Completed** TBD

Street Side	Run ID	Survey Street Name	Starting Street Name	End Street Name	Priority
SW	51909251316	10TH ST	MONTEREY AVE	SIDEWALK ENDS	111.25

ID	Dist. from Corner	Barrier Type	As-is Measurement/Notes	Sidewalk Width	Qty	Unit	Cost	Total
34730	4.1 to 8.3 feet	Cross Slope (PAR)	2.0-3.0%	6 ft	23	SF	$120	**$2,772**
34732	10.5 to 12.3 feet	Cross Slope (PAR)	2.0-3.0%	6 ft	10	SF	$120	**$1,188**
34733	16.3 to 23.1 feet	Cross Slope (PAR)	2.0-3.0%	6 ft	37	SF	$120	**$4,488**
60076	21.7 to 47.8 feet	Driveway				REF		
55640	23.3 to 24.3 feet	**Vertical Change**	.3	6 ft	6	REF		
34734	26.6 to 30.3 feet	**Cross Slope (Driveway)**	13.014	6 ft	20	SF	$40	**$814**
34737	32.5 to 44.0 feet	**Cross Slope (Driveway)**	14.0-15.0%	6 ft	63	SF	$40	**$2,530**
41056	47.3 to 48.6 feet	Running Slope	6.0-7.0%	6 ft	7	REF		
41057	49.7 to 51.1 feet	Running Slope	5.0-6.0%	6 ft	8	SF	$120	**$924**
57275	51.2 to 52.2 feet	**Vertical Change**	.8	6 ft	6	SF	$75	**$413**
34741	53.7 to 65.3 feet	Cross Slope (PAR)	2.0-3.0%	6 ft	64	SF	$120	**$7,656**
34744	69.0 to 74.2 feet	Cross Slope (PAR)	2.0-3.0%	6 ft	29	SF	$120	**$3,432**
47790	73.6 to 74.6 feet	**Vertical Change**	-.4	6 ft	6	REF		
34745	79.3 to 90.5 feet	Cross Slope (PAR)	2.0-3.0%	6 ft	62	SF	$120	**$7,392**
47791	96.2 to 97.2 feet	**Vertical Change**	-.4	6 ft	6	REF		
34746	96.5 to 100.1 feet	Cross Slope (PAR)	2.0-3.0%	6 ft	20	SF	$120	**$2,376**
34748	114.5 to 116.8 feet	Cross Slope (PAR)	2.0-3.0%	6 ft	13	SF	$120	**$1,518**
55641	118.8 to 119.8 feet	**Vertical Change**	.3	6 ft	6	LF	$75	**$413**
34749	122.9 to 126.4 feet	Cross Slope (PAR)	2.0-3.0%	6 ft	19	SF	$120	**$2,310**
51283	128.7 to 129.7 feet	**Vertical Change**	-.3	6 ft	6	LF	$75	**$413**

TOTAL COST FOR: SW *side of* **10TH ST** *Starting at:* **MONTEREY AVE** **$38,637.50**

Funding Source: TBD **Year to be Completed** TBD

Street Side	Run ID	Survey Street Name	Starting Street Name	End Street Name	Priority
NE	1909261347	10TH ST	ORANGE AVE	TRINITY AVE	109.25

ID	Dist. from Corner	Barrier Type	As-is Measurement/Notes	Sidewalk Width	Qty	Unit	Cost	Total
25741	0.8 to 12.3 feet	Cross Slope (PAR)	2.0-3.0%	5 ft	58	SF	$120	**$6,900**
25742	14.5 to 15.8 feet	Cross Slope (PAR)	3.0-4.0%	5 ft	7	SF	$120	**$780**
25743	16.5 to 21.4 feet	Cross Slope (PAR)	2.0-3.0%	5 ft	25	SF	$120	**$2,940**
25745	26.4 to 41.8 feet	Cross Slope (PAR)	3.0-4.0%	5 ft	77	SF	$120	**$9,240**
56779	27.1 to 28.1 feet	**Vertical Change**	.5	5 ft	5	REF		
25748	42.5 to 63.3 feet	Cross Slope (PAR)	2.0-3.0%	5 ft	104	SF	$120	**$12,480**
59488	63.4 to 77.3 feet	Driveway				REF		
25753	78.4 to 80.7 feet	Cross Slope (PAR)	2.0-3.0%	5 ft	11	SF	$120	**$1,380**
25754	83.8 to 92.6 feet	Cross Slope (PAR)	2.0-3.0%	5 ft	44	SF	$120	**$5,280**
25757	96.0 to 107.0 feet	Cross Slope (PAR)	2.0-3.0%	5 ft	55	SF	$120	**$6,600**
25758	112.5 to 124.8 feet	Cross Slope (PAR)	2.0-3.0%	5 ft	62	SF	$120	**$7,380**
56337	124.4 to 125.4 feet	**Vertical Change**	.4	5 ft	5	REF		
25762	124.8 to 126.9 feet	Cross Slope (PAR)	4.0-5.0%	5 ft	11	SF	$120	**$1,260**
25763	129.3 to 137.1 feet	Cross Slope (PAR)	4.0-5.0%	5 ft	39	SF	$120	**$4,680**
57055	135.4 to 136.4 feet	**Vertical Change**	.6	5 ft	5	REF		
59489	137.5 to 157.5 feet	Driveway				REF		
55180	156.8 to 162.9 feet	**Vertical Change**	.3	5 ft	30	REF		
25768	157.4 to 163.3 feet	**Cross Slope (Driveway)**	2.0-3.0%	5 ft	30	SF	$40	**$1,180**
25770	165.8 to 177.0 feet	Cross Slope (PAR)	2.0-3.0%	5 ft	56	SF	$120	**$6,720**
25773	185.3 to 186.3 feet	Cross Slope (PAR)	2.0-3.0%	5 ft	5	SF	$120	**$600**
59490	185.8 to 221.2 feet	Driveway				REF		
56338	186.5 to 187.5 feet	**Vertical Change**	.4	5 ft	5	REF		
40757	187.7 to 189.1 feet	Running Slope	6.0-7.0%	5 ft	7	REF		
25774	189.8 to 218.6 feet	**Cross Slope (Driveway)**	>15%	5 ft	144	SF	$40	**$5,760**
55183	219.2 to 220.2 feet	**Vertical Change**	.3	5 ft	5	REF		
40758	219.6 to 221.1 feet	Running Slope	5.0-6.0%	5 ft	8	REF		
25775	238.8 to 245.9 feet	Cross Slope (PAR)	2.0-3.0%	5 ft	36	SF	$120	**$4,260**
25776	249.8 to 305.1 feet	Cross Slope (PAR)	2.0-3.0%	5 ft	277	SF	$120	**$33,180**

TOTAL COST FOR: NE *side of* **10TH ST** *Starting at:* **ORANGE AVE** **$110,620.00**

Funding Source: TBD **Year to be Completed** TBD

Street Side	Run ID	Survey Street Name	Starting Street Name	End Street Name	Priority
SW	1909261339	10TH ST	ORANGE AVE	HUMBOLDT AVE	81.25

ID	Dist. from Corner	Barrier Type	As-is Measurement/Notes	Sidewalk Width	Qty	Unit	Cost	Total
40759	1.1 to 2.1 feet	Running Slope	6.0-7.0%	5 ft	4	SF	$120	**$540**
55186	2.5 to 3.5 feet	**Vertical Change**	.3	5 ft	5	LF	$75	**$338**
25811	27.8 to 33.8 feet	Cross Slope (PAR)	2.0-3.0%	5 ft	27	SF	$120	**$3,240**
25813	58.6 to 61.5 feet	Cross Slope (PAR)	3.0-4.0%	5 ft	13	SF	$120	**$1,566**
25814	82.2 to 84.2 feet	Cross Slope (PAR)	2.0-3.0%	5 ft	9	SF	$120	**$1,080**
56339	176.7 to 177.7 feet	**Vertical Change**	.4	5 ft	5	LF	$75	**$338**
25815	187.3 to 188.3 feet	Cross Slope (PAR)	2.0-3.0%	5 ft	5	SF	$120	**$540**
25816	192.1 to 193.8 feet	Cross Slope (PAR)	3.0-4.0%	5 ft	8	SF	$120	**$918**
25817	194.7 to 196.0 feet	Cross Slope (PAR)	2.0-3.0%	5 ft	6	SF	$120	**$702**
25818	203.2 to 206.8 feet	Cross Slope (PAR)	3.0-4.0%	5 ft	16	SF	$120	**$1,944**
25819	208.2 to 209.2 feet	Cross Slope (PAR)	6.0-7.0%	5 ft	5	SF	$120	**$540**
25820	217.4 to 219.5 feet	Cross Slope (PAR)	2.0-3.0%	5 ft	9	SF	$120	**$1,134**
25821	228.6 to 230.8 feet	Cross Slope (PAR)	2.0-3.0%	5 ft	10	SF	$120	**$1,188**
25823	233.1 to 234.1 feet	Cross Slope (PAR)	2.0-3.0%	5 ft	5	SF	$120	**$540**
25824	248.7 to 250.3 feet	Cross Slope (PAR)	2.0-3.0%	5 ft	7	SF	$120	**$864**
56340	298.6 to 299.6 feet	**Vertical Change**	.4	5 ft	5	LF	$75	**$338**
25825	300.1 to 303.8 feet	Cross Slope (PAR)	2.0-3.0%	5 ft	17	SF	$120	**$1,998**
40760	302.9 to 304.0 feet	Running Slope	8.0-9.0%	5 ft	5	REF		

TOTAL COST FOR: SW *side of* **10TH ST** *Starting at:* **ORANGE AVE** **$17,806.50**

Funding Source: TBD **Year to be Completed** TBD

Street Side	Run ID	Survey Street Name	Starting Street Name	End Street Name	Priority
NE	51909251325	10TH ST	ROBERTSON BLVD	KINGS AVE	81

ID	Dist. from Corner	Barrier Type	As-is Measurement/Notes	Sidewalk Width	Qty	Unit	Cost	Total
34772	6.1 to 13.1 feet	Cross Slope (PAR)	2.0-3.0%	6 ft	39	SF	$120	**$4,620**
56498	28.5 to 29.5 feet	**Vertical Change**	.4	6 ft	6	LF	$75	**$413**
34774	37.2 to 43.5 feet	Cross Slope (PAR)	2.0-3.0%	6 ft	35	SF	$120	**$4,158**
34777	47.2 to 49.2 feet	Cross Slope (PAR)	3.0-4.0%	6 ft	11	SF	$120	**$1,320**
34778	50.6 to 54.7 feet	Cross Slope (PAR)	2.0-3.0%	6 ft	23	SF	$120	**$2,706**
56499	71.5 to 72.5 feet	**Vertical Change**	.4	6 ft	6	REF		
34780	72.3 to 74.8 feet	Cross Slope (PAR)	2.0-3.0%	6 ft	14	SF	$120	**$1,650**
34782	97.2 to 104.7 feet	Cross Slope (PAR)	2.0-3.0%	6 ft	41	SF	$120	**$4,950**
34785	104.7 to 126.2 feet	Cross Slope (PAR)	4.0-5.0%	6 ft	118	SF	$120	**$14,190**
34794	126.2 to 128.3 feet	Cross Slope (PAR)	2.0-3.0%	6 ft	12	SF	$120	**$1,386**
34795	133.4 to 139.3 feet	Cross Slope (PAR)	2.0-3.0%	6 ft	32	SF	$120	**$3,894**
60079	134.9 to 156.1 feet	Driveway				REF		
34798	152.7 to 153.9 feet	**Cross Slope (Driveway)**	2.0-3.0%	6 ft	7	SF	$40	**$264**
34799	163.2 to 167.1 feet	Cross Slope (PAR)	2.0-3.0%	6 ft	21	SF	$120	**$2,574**
34801	181.0 to 184.3 feet	Cross Slope (PAR)	2.0-3.0%	6 ft	18	SF	$120	**$2,178**
34802	186.4 to 208.3 feet	Cross Slope (PAR)	2.0-3.0%	6 ft	120	SF	$120	**$14,454**
34806	211.4 to 218.9 feet	Cross Slope (PAR)	2.0-3.0%	6 ft	41	SF	$120	**$4,950**
34807	227.9 to 234.3 feet	Cross Slope (PAR)	2.0-3.0%	6 ft	35	SF	$120	**$4,224**
34808	238.1 to 242.6 feet	Cross Slope (PAR)	2.0-3.0%	6 ft	25	SF	$120	**$2,970**
34810	261.5 to 266.9 feet	Cross Slope (PAR)	2.0-3.0%	6 ft	30	SF	$120	**$3,564**
34812	277.8 to 282.5 feet	Cross Slope (PAR)	2.0-3.0%	6 ft	26	SF	$120	**$3,102**
34813	288.2 to 294.0 feet	Cross Slope (PAR)	2.0-3.0%	6 ft	32	SF	$120	**$3,828**

TOTAL COST FOR: NE *side of* **10TH ST** *Starting at:* **ROBERTSON BLVD** **$81,394.50**

Funding Source: TBD **Year to be Completed** TBD

Street Side	Run ID	Survey Street Name	Starting Street Name	End Street Name	Priority
NE	1909261343	10TH ST	SIDEWALK BEGINS	ORANGE AVE	92

ID	Dist. from Corner	Barrier Type	As-is Measurement/Notes	Sidewalk Width	Qty	Unit	Cost	Total
25784	2.4 to 7.8 feet	Cross Slope (PAR)	5.0-6.0%	5 ft	24	SF	$120	**$2,916**
25786	7.8 to 15.8 feet	Cross Slope (PAR)	3.0-4.0%	5 ft	36	SF	$120	**$4,320**
25788	16.3 to 44.7 feet	Cross Slope (PAR)	5.0-6.0%	5 ft	128	SF	$120	**$15,336**
25794	45.0 to 61.1 feet	Cross Slope (PAR)	3.0-4.0%	5 ft	72	SF	$120	**$8,694**
55184	55.0 to 56.0 feet	**Vertical Change**	.3	5 ft	5	LF	$75	**$338**
25798	63.3 to 84.8 feet	Cross Slope (PAR)	4.0-5.0%	5 ft	97	SF	$120	**$11,610**
55185	66.1 to 67.1 feet	**Vertical Change**	.3	5 ft	5	REF		
25801	88.3 to 90.2 feet	Cross Slope (PAR)	3.0-4.0%	5 ft	9	SF	$120	**$1,026**
25802	91.5 to 107.4 feet	Cross Slope (PAR)	2.0-3.0%	5 ft	72	SF	$120	**$8,586**
25807	110.4 to 111.8 feet	Cross Slope (PAR)	2.0-3.0%	5 ft	6	SF	$120	**$756**
25808	117.7 to 119.0 feet	Cross Slope (PAR)	2.0-3.0%	5 ft	6	SF	$120	**$702**
25809	131.2 to 136.6 feet	Cross Slope (PAR)	2.0-3.0%	5 ft	24	SF	$120	**$2,916**

TOTAL COST FOR: NE *side of* **10TH ST** *Starting at:* **SIDEWALK BEGINS** **$57,199.50**

Funding Source: TBD **Year to be Completed** TBD

Street Side	Run ID	Survey Street Name	Starting Street Name	End Street Name	Priority
NE	1909261350	10TH ST	SIDEWALK BEGINS	ROBERTSON BLVD	105.25

ID	Dist. from Corner	Barrier Type	As-is Measurement/Notes	Sidewalk Width	Qty	Unit	Cost	Total
25726	0.0 to 1.4 feet	Cross Slope (PAR)	2.0-3.0%	5 ft	7	SF	$120	**$840**
56777	4.6 to 5.6 feet	**Vertical Change**	.5	5 ft	5	REF		
25727	4.8 to 5.9 feet	Cross Slope (PAR)	2.0-3.0%	5 ft	6	SF	$120	**$660**
56333	9.5 to 10.5 feet	**Vertical Change**	.4	5 ft	5	LF	$75	**$375**
40755	19.6 to 20.8 feet	Running Slope	5.0-6.0%	5 ft	6	REF		
55177	19.8 to 20.8 feet	**Vertical Change**	.3	5 ft	5	REF		
25728	20.3 to 21.8 feet	Cross Slope (PAR)	2.0-3.0%	5 ft	8	SF	$120	**$900**
25729	39.1 to 42.8 feet	Cross Slope (PAR)	2.0-3.0%	5 ft	19	SF	$120	**$2,220**
25730	45.3 to 47.8 feet	Cross Slope (PAR)	2.0-3.0%	5 ft	13	SF	$120	**$1,500**
25732	48.3 to 52.6 feet	Cross Slope (PAR)	4.0-5.0%	5 ft	22	SF	$120	**$2,580**
40756	50.0 to 51.6 feet	Running Slope	5.0-6.0%	5 ft	8	REF		
57355	53.3 to 54.3 feet	**Vertical Change**	1	5 ft	5	SF	$75	**$375**
55178	55.9 to 59.6 feet	**Vertical Change**	.3	5 ft	19	REF		
25733	56.9 to 62.0 feet	Cross Slope (PAR)	2.0-3.0%	5 ft	26	SF	$120	**$3,060**
59487	60.9 to 78.0 feet	Driveway				REF		
25736	67.3 to 73.4 feet	**Cross Slope (Driveway)**	2.0-3.0%	5 ft	31	SF	$40	**$1,220**
25739	73.4 to 77.9 feet	**Cross Slope (Driveway)**	4.0-5.0%	5 ft	23	SF	$40	**$900**
57318	79.2 to 80.2 feet	**Vertical Change**	.9	5 ft	5	SF	$75	**$375**
56335	107.7 to 108.7 feet	**Vertical Change**	.4	5 ft	5	LF	$75	**$375**
56336	111.4 to 115.1 feet	**Vertical Change**	.4	5 ft	19	LF	$75	**$1,388**
56778	126.2 to 127.2 feet	**Vertical Change**	.5	5 ft	5	SF	$75	**$375**

TOTAL COST FOR: NE *side of* **10TH ST** *Starting at:* **SIDEWALK BEGINS** **$17,142.50**

Funding Source: TBD **Year to be Completed** TBD

Street Side	Run ID	Survey Street Name	Starting Street Name	End Street Name	Priority
NE	51909251246	10TH ST	SIDEWALK BEGINS	SIDEWALK ENDS	102

ID	Dist. from Corner	Barrier Type	As-is Measurement/Notes	Sidewalk Width	Qty	Unit	Cost	Total
60072	0.1 to 16.3 feet	Driveway				REF		
34617	1.3 to 9.3 feet	Cross Slope (Driveway)	14.0-15.0%	10 ft	80	SF	$40	**$3,200**
57274	2.3 to 3.3 feet	Vertical Change	.8	10 ft	10	REF		
34620	11.6 to 12.7 feet	Cross Slope (Driveway)	13.014	10 ft	11	SF	$40	**$440**
34621	18.4 to 20.1 feet	Cross Slope (PAR)	2.0-3.0%	10 ft	17	SF	$120	**$2,040**
51273	37.9 to 38.9 feet	Vertical Change	-.3	10 ft	10	LF	$75	**$750**

TOTAL COST FOR: NE *side of* **10TH ST** *Starting at:* **SIDEWALK BEGINS** **$6,430.00**

Funding Source: TBD **Year to be Completed** TBD

Street Side	Run ID	Survey Street Name	Starting Street Name	End Street Name	Priority
NE	51909251252	10TH ST	SIDEWALK BEGINS	LAKE AVE	92.25

ID	Dist. from Corner	Barrier Type	As-is Measurement/Notes	Sidewalk Width	Qty	Unit	Cost	Total
34622	3.8 to 12.8 feet	Cross Slope (PAR)	2.0-3.0%	6 ft	50	SF	$120	**$5,940**
34626	16.2 to 18.3 feet	Cross Slope (PAR)	3.0-4.0%	6 ft	12	SF	$120	**$1,386**
60073	16.2 to 33.4 feet	Driveway				REF		
34627	19.3 to 21.8 feet	**Cross Slope (Driveway)**	2.0-3.0%	6 ft	14	SF	$40	**$550**
34628	36.2 to 79.8 feet	Cross Slope (PAR)	2.0-3.0%	6 ft	240	SF	$120	**$28,776**
34641	82.8 to 112.3 feet	Cross Slope (PAR)	2.0-3.0%	6 ft	162	SF	$120	**$19,470**
41054	93.1 to 94.2 feet	Running Slope	5.0-6.0%	6 ft	6	REF		
34650	116.3 to 117.3 feet	Cross Slope (PAR)	2.0-3.0%	6 ft	6	SF	$120	**$660**
47787	124.2 to 125.2 feet	**Vertical Change**	-.4	6 ft	6	LF	$75	**$413**
47788	132.5 to 133.5 feet	**Vertical Change**	-.4	6 ft	6	LF	$75	**$413**
34651	133.6 to 135.1 feet	Cross Slope (PAR)	2.0-3.0%	6 ft	8	SF	$120	**$990**
41055	133.9 to 134.9 feet	Running Slope	5.0-6.0%	6 ft	6	REF		

TOTAL COST FOR: NE *side of* **10TH ST** *Starting at:* **SIDEWALK BEGINS** **$58,597.00**

Funding Source: TBD **Year to be Completed** TBD

Street Side	Run ID	Survey Street Name	Starting Street Name	End Street Name	Priority
NE	51909251308	10TH ST	SIDEWALK BEGINS	SIDEWALK ENDS	75

ID	Dist. from Corner	Barrier Type	As-is Measurement/Notes	Sidewalk Width	Qty	Unit	Cost	Total
60074	0.3 to 12.0 feet	Driveway				REF		
34683	3.0 to 12.8 feet	Cross Slope (Driveway)	>15%	6 ft	54	SF	$40	**$2,156**
51274	18.3 to 19.3 feet	Vertical Change	-.3	6 ft	6	LF	$75	**$413**
55634	49.3 to 50.3 feet	Vertical Change	.3	6 ft	6	LF	$75	**$413**

TOTAL COST FOR: NE *side of* **10TH ST** *Starting at:* **SIDEWALK BEGINS** **$2,981.00**

Funding Source: TBD **Year to be Completed** TBD

Street Side	Run ID	Survey Street Name	Starting Street Name	End Street Name	Priority
SW	51909251317	10TH ST	SIDEWALK BEGINS	SIDEWALK ENDS	102.25

ID	Dist. from Corner	Barrier Type	As-is Measurement/Notes	Sidewalk Width	Qty	Unit	Cost	Total
34750	0.0 to 1.1 feet	Cross Slope (PAR)	2.0-3.0%	6 ft	6	SF	$120	**$726**
60077	0.3 to 21.9 feet	Driveway				REF		
47792	0.6 to 1.6 feet	**Vertical Change**	-.4	6 ft	6	REF		
34751	4.7 to 20.9 feet	**Cross Slope (Driveway)**	12.0-13.0%	6 ft	89	SF	$40	**$3,564**
41058	21.6 to 22.8 feet	Running Slope	5.0-6.0%	6 ft	7	REF		
47793	22.8 to 23.8 feet	**Vertical Change**	-.4	6 ft	6	LF	$75	**$413**
34756	24.2 to 31.6 feet	Cross Slope (PAR)	3.0-4.0%	6 ft	41	SF	$120	**$4,884**
34757	31.6 to 60.3 feet	Cross Slope (PAR)	2.0-3.0%	6 ft	158	SF	$120	**$18,942**

TOTAL COST FOR: SW *side of* **10TH ST** *Starting at:* **SIDEWALK BEGINS** **$28,528.50**

Funding Source: TBD **Year to be Completed** TBD

Street Side	Run ID	Survey Street Name	Starting Street Name	End Street Name	Priority
SW	51909251323	10TH ST	SIDEWALK BEGINS	ROBERTSON BLVD	85.25

ID	Dist. from Corner	Barrier Type	As-is Measurement/Notes	Sidewalk Width	Qty	Unit	Cost	Total
34763	0.4 to 4.7 feet	Cross Slope (PAR)	2.0-3.0%	6 ft	24	SF	$120	**$2,838**
56496	6.2 to 7.2 feet	**Vertical Change**	.4	6 ft	6	LF	$75	**$413**
56497	16.4 to 17.4 feet	**Vertical Change**	.4	6 ft	6	LF	$75	**$413**
51284	28.5 to 29.8 feet	**Vertical Change**	-.3	6 ft	7	LF	$75	**$536**
60078	51.5 to 82.3 feet	Driveway				REF		
41059	83.9 to 85.6 feet	Running Slope	5.0-6.0%	6 ft	9	SF	$120	**$1,122**
34764	86.3 to 87.8 feet	Cross Slope (PAR)	3.0-4.0%	6 ft	8	SF	$120	**$990**
34765	91.4 to 98.6 feet	Cross Slope (PAR)	2.0-3.0%	6 ft	40	SF	$120	**$4,752**
34768	108.3 to 110.8 feet	Cross Slope (PAR)	2.0-3.0%	6 ft	14	SF	$120	**$1,650**
34769	114.6 to 117.7 feet	Cross Slope (PAR)	2.0-3.0%	6 ft	17	SF	$120	**$2,046**
56853	116.3 to 117.3 feet	**Vertical Change**	.5	6 ft	6	REF		
34771	129.8 to 135.3 feet	Cross Slope (PAR)	2.0-3.0%	6 ft	30	SF	$120	**$3,630**

TOTAL COST FOR: SW *side of* **10TH ST** *Starting at:* **SIDEWALK BEGINS** **$18,389.25**

Funding Source: TBD **Year to be Completed** TBD

Street Side	Run ID	Survey Street Name	Starting Street Name	End Street Name	Priority
SW	51909251313	10TH ST	SONOMA AVE	SIDEWALK ENDS	82

ID	Dist. from Corner	Barrier Type	As-is Measurement/Notes	Sidewalk Width	Qty	Unit	Cost	Total
34718	0.5 to 7.4 feet	Cross Slope (PAR)	2.0-3.0%	6 ft	38	SF	$120	**$4,554**
51277	1.8 to 2.8 feet	**Vertical Change**	-.3	6 ft	6	REF		
55639	6.9 to 7.9 feet	**Vertical Change**	.3	6 ft	6	REF		
47789	11.8 to 12.8 feet	**Vertical Change**	-.4	6 ft	6	LF	$75	**$413**
34721	13.0 to 43.6 feet	Cross Slope (PAR)	2.0-3.0%	6 ft	168	SF	$120	**$20,196**
51278	16.9 to 17.9 feet	**Vertical Change**	-.3	6 ft	6	REF		
51279	21.9 to 22.9 feet	**Vertical Change**	-.3	6 ft	6	REF		
51280	27.0 to 28.0 feet	**Vertical Change**	-.3	6 ft	6	REF		
51281	32.1 to 33.1 feet	**Vertical Change**	-.3	6 ft	6	REF		
43532	37.1 to 38.1 feet	**Vertical Change**	-.6	6 ft	6	REF		
51282	42.2 to 43.2 feet	**Vertical Change**	-.3	6 ft	6	REF		

TOTAL COST FOR: SW *side of* **10TH ST** *Starting at:* **SONOMA AVE** **$25,162.50**

Funding Source: TBD **Year to be Completed** TBD

Street Side	Run ID	Survey Street Name	Starting Street Name	End Street Name	Priority
SW	1909261335	10TH ST	TRINITY AVE	SIDEWALK ENDS	111.25

ID	Dist. from Corner	Barrier Type	As-is Measurement/Notes	Sidewalk Width	Qty	Unit	Cost	Total
25827	0.0 to 14.2 feet	Cross Slope (PAR)	4.0-5.0%	5 ft	64	SF	$120	**$7,668**
57552	2.5 to 3.5 feet	**Vertical Change**	2.3	5 ft	5	REF		
25833	16.7 to 24.3 feet	Cross Slope (PAR)	4.0-5.0%	5 ft	34	SF	$120	**$4,104**
57056	23.6 to 24.6 feet	**Vertical Change**	.6	5 ft	5	REF		
25835	25.9 to 36.4 feet	Cross Slope (PAR)	2.0-3.0%	5 ft	47	SF	$120	**$5,670**
57388	33.8 to 34.8 feet	**Vertical Change**	1.1	5 ft	5	REF		
25837	36.6 to 56.4 feet	Cross Slope (PAR)	4.0-5.0%	5 ft	89	SF	$120	**$10,692**
25842	56.8 to 83.8 feet	Cross Slope (PAR)	2.0-3.0%	5 ft	122	SF	$120	**$14,580**
25853	84.9 to 89.8 feet	Cross Slope (PAR)	4.0-5.0%	5 ft	22	SF	$120	**$2,646**
59491	88.0 to 107.4 feet	Driveway				REF		
40761	89.4 to 90.9 feet	Running Slope	5.0-6.0%	5 ft	7	REF		
25855	93.9 to 103.3 feet	**Cross Slope (Driveway)**	13.014	5 ft	42	SF	$40	**$1,692**
40762	105.0 to 106.4 feet	Running Slope	6.0-7.0%	5 ft	6	REF		
55187	105.8 to 106.8 feet	**Vertical Change**	.3	5 ft	5	REF		
25859	108.2 to 109.3 feet	Cross Slope (PAR)	2.0-3.0%	5 ft	5	SF	$120	**$594**
25860	113.2 to 127.0 feet	Cross Slope (PAR)	2.0-3.0%	5 ft	62	SF	$120	**$7,452**
56780	126.3 to 127.3 feet	**Vertical Change**	.5	5 ft	5	REF		

TOTAL COST FOR: SW *side of* **10TH ST** *Starting at:* **TRINITY AVE** **$55,098.00**

Funding Source: TBD **Year to be Completed** TBD

Street Side	Run ID	Survey Street Name	Starting Street Name	End Street Name	Priority
SW	51909251312	10TH ST	VENTURA AVE	SIDEWALK ENDS	110.5

ID	Dist. from Corner	Barrier Type	As-is Measurement/Notes	Sidewalk Width	Qty	Unit	Cost	Total
51275	0.7 to 1.7 feet	Vertical Change	-.3	6 ft	6	REF		
34684	1.1 to 4.1 feet	Cross Slope (Driveway)	2.0-3.0%	6 ft	16	SF	$40	**$660**
34686	4.1 to 6.0 feet	Cross Slope (Driveway)	4.0-5.0%	6 ft	10	SF	$40	**$418**
34687	9.4 to 14.3 feet	Cross Slope (Driveway)	4.0-5.0%	6 ft	27	SF	$40	**$1,078**
56492	11.8 to 12.8 feet	Vertical Change	.4	6 ft	6	REF		
34689	17.0 to 20.3 feet	Cross Slope (PAR)	3.0-4.0%	6 ft	18	SF	$120	**$2,178**
34691	20.3 to 33.3 feet	Cross Slope (PAR)	2.0-3.0%	6 ft	71	SF	$120	**$8,580**
34694	34.9 to 65.6 feet	Cross Slope (PAR)	4.0-5.0%	6 ft	169	SF	$120	**$20,262**
56493	52.6 to 53.6 feet	Vertical Change	.4	6 ft	6	REF		
34702	68.0 to 73.8 feet	Cross Slope (PAR)	4.0-5.0%	6 ft	32	SF	$120	**$3,828**
165	69.1 to 70.1 feet	Protruding Object		6 ft	6	JOB	$99	**$99**
34704	77.4 to 90.3 feet	Cross Slope (PAR)	4.0-5.0%	6 ft	71	SF	$120	**$8,514**
56494	85.5 to 86.5 feet	Vertical Change	.4	6 ft	6	REF		
34708	91.8 to 94.2 feet	Cross Slope (PAR)	2.0-3.0%	6 ft	13	SF	$120	**$1,584**
34709	96.4 to 108.5 feet	Cross Slope (PAR)	2.0-3.0%	6 ft	67	SF	$120	**$7,986**
166	114.1 to 115.1 feet	Protruding Object		6 ft	6	JOB	$99	**$99**
34712	115.3 to 130.8 feet	Cross Slope (PAR)	2.0-3.0%	6 ft	85	SF	$120	**$10,230**
57528	115.4 to 116.4 feet	Vertical Change	2	6 ft	6	REF		
55635	123.8 to 129.3 feet	Vertical Change	.3	6 ft	30	REF		
55637	131.4 to 132.4 feet	Vertical Change	.3	6 ft	6	LF	$75	**$413**
60075	131.6 to 149.8 feet	Driveway				REF		
55638	135.0 to 136.0 feet	Vertical Change	.3	6 ft	6	REF		
57090	136.8 to 137.8 feet	Vertical Change	.6	6 ft	6	REF		
34715	139.5 to 146.4 feet	Cross Slope (Driveway)	6.0-7.0%	6 ft	38	SF	$40	**$1,518**
51276	144.0 to 145.0 feet	Vertical Change	-.3	6 ft	6	REF		
34717	148.5 to 150.9 feet	Cross Slope (Driveway)	8.0-9.0%	6 ft	13	SF	$40	**$528**

TOTAL COST FOR: SW *side of* **10TH ST** *Starting at:* **VENTURA AVE** **$67,974.50**

Funding Source: TBD **Year to be Completed** TBD

Street Side	Run ID	Survey Street Name	Starting Street Name	End Street Name	Priority
NE	51909251220	11TH ST	530 11TH ST	SONOMA AVE	101.75

ID	Dist. from Corner	Barrier Type	As-is Measurement/Notes	Sidewalk Width	Qty	Unit	Cost	Total
45419	29.3 to 30.3 feet	Vertical Change	-.5	6 ft	6	SF	$75	$413
162	39.7 to 40.7 feet	Protruding Object		6 ft	6	JOB	$99	$99
60057	42.7 to 67.3 feet	Driveway				REF		
34363	63.8 to 67.9 feet	Cross Slope (Driveway)	2.0-3.0%	6 ft	23	SF	$40	$902
51269	65.7 to 66.7 feet	Vertical Change	-.3	6 ft	6	REF		
56487	68.1 to 69.1 feet	Vertical Change	.4	6 ft	6	LF	$75	$413
163	68.3 to 69.3 feet	Continuous Width		6 ft	6	SF	$120	$660
41046	69.1 to 70.1 feet	Running Slope	5.0-6.0%	6 ft	6	SF	$120	$660
57445	71.0 to 72.0 feet	Vertical Change	1.3	6 ft	6	SF	$75	$413
34365	77.8 to 88.8 feet	Cross Slope (PAR)	2.0-3.0%	6 ft	61	SF	$120	$7,260
51270	81.8 to 82.8 feet	Vertical Change	-.3	6 ft	6	REF		
34370	89.2 to 104.6 feet	Cross Slope (PAR)	4.0-5.0%	6 ft	85	SF	$120	$10,164
55625	95.8 to 96.8 feet	Vertical Change	.3	6 ft	6	REF		
34377	107.0 to 111.9 feet	Cross Slope (PAR)	5.0-6.0%	6 ft	27	SF	$120	$3,234
34379	115.6 to 142.9 feet	Cross Slope (PAR)	4.0-5.0%	6 ft	150	SF	$120	$18,018
55626	137.8 to 138.8 feet	Vertical Change	.3	6 ft	6	REF		
34388	142.9 to 183.9 feet	Cross Slope (PAR)	2.0-3.0%	6 ft	226	SF	$120	$27,060
34399	188.4 to 200.4 feet	Cross Slope (PAR)	2.0-3.0%	6 ft	66	SF	$120	$7,920
41047	199.0 to 200.2 feet	Running Slope	6.0-7.0%	6 ft	7	REF		

TOTAL COST FOR: NE *side of* **11TH ST** *Starting at:* **530 11TH ST** **$77,214.50**

Funding Source: TBD **Year to be Completed** TBD

Street Side	Run ID	Survey Street Name	Starting Street Name	End Street Name	Priority
NE	1909261317	11TH ST	ENTRANCE TO SCHOOL	ENTRANCE TO SCHOOL	67

ID	Dist. from Corner	Barrier Type	As-is Measurement/Notes	Sidewalk Width	Qty	Unit	Cost	Total
55189	1.7 to 2.7 feet	Vertical Change	.3	5 ft	5	LF	$75	**$375**
55190	12.1 to 13.1 feet	Vertical Change	.3	5 ft	5	LF	$75	**$375**

TOTAL COST FOR: NE *side of* **11TH ST** *Starting at:* **ENTRANCE TO SCHOOL** **$750.00**

Funding Source: TBD **Year to be Completed** TBD

Street Side	Run ID	Survey Street Name	Starting Street Name	End Street Name	Priority
NE	1909261319	11TH ST	ENTRANCE TO SCHOOL	ORANGE AVE	72

ID	Dist. from Corner	Barrier Type	As-is Measurement/Notes	Sidewalk Width	Qty	Unit	Cost	Total
25917	17.1 to 22.7 feet	Cross Slope (PAR)	2.0-3.0%	5 ft	28	SF	$120	**$3,360**
55188	37.7 to 38.7 feet	**Vertical Change**	.3	5 ft	5	LF	$75	**$375**
25919	47.3 to 48.5 feet	Cross Slope (PAR)	2.0-3.0%	5 ft	6	SF	$120	**$720**
25920	62.4 to 64.4 feet	Cross Slope (PAR)	2.0-3.0%	5 ft	10	SF	$120	**$1,200**

TOTAL COST FOR: NE *side of* **11TH ST** *Starting at:* **ENTRANCE TO SCHOOL** **$5,655.00**

Funding Source: TBD **Year to be Completed** TBD

Street Side	Run ID	Survey Street Name	Starting Street Name	End Street Name	Priority
NE	1909261316	11TH ST	HUMBOLDT AVE	ENTRANCE TO SCHOOL	74

ID	Dist. from Corner	Barrier Type	As-is Measurement/Notes	Sidewalk Width	Qty	Unit	Cost	Total
25921	6.4 to 35.5 feet	Cross Slope (PAR)	2.0-3.0%	5 ft	146	SF	$120	**$17,460**
25928	36.3 to 56.1 feet	Cross Slope (PAR)	4.0-5.0%	5 ft	99	SF	$120	**$11,880**

TOTAL COST FOR: NE *side of* **11TH ST** *Starting at:* **HUMBOLDT AVE** **$29,340.00**

Funding Source: TBD **Year to be Completed** TBD

Street Side	Run ID	Survey Street Name	Starting Street Name	End Street Name	Priority
NE	51909251208	11TH ST	KINGS AVE	SIDEWALK ENDS	103

ID	Dist. from Corner	Barrier Type	As-is Measurement/Notes	Sidewalk Width	Qty	Unit	Cost	Total
34348	16.3 to 20.5 feet	Cross Slope (PAR)	2.0-3.0%	6 ft	23	SF	$120	**$2,772**
43531	19.8 to 20.8 feet	**Vertical Change**	-.6	6 ft	6	REF		
51261	41.0 to 42.0 feet	**Vertical Change**	-.3	6 ft	6	LF	$75	**$413**
60049	79.2 to 97.6 feet	Driveway				REF		
55623	81.3 to 82.3 feet	**Vertical Change**	.3	6 ft	6	REF		
34350	86.6 to 92.1 feet	**Cross Slope (Driveway)**	14.0-15.0%	6 ft	30	SF	$40	**$1,210**
51262	107.9 to 108.9 feet	**Vertical Change**	-.3	6 ft	6	LF	$75	**$413**
34352	117.4 to 118.4 feet	Cross Slope (PAR)	2.0-3.0%	6 ft	6	SF	$120	**$660**
60050	117.7 to 133.6 feet	Driveway				REF		
34353	124.1 to 130.2 feet	**Cross Slope (Driveway)**	>15%	6 ft	34	SF	$40	**$1,342**
45418	131.8 to 132.8 feet	**Vertical Change**	-.5	6 ft	6	REF		
51263	135.9 to 136.9 feet	**Vertical Change**	-.3	6 ft	6	LF	$75	**$413**

TOTAL COST FOR: NE *side of* **11TH ST** *Starting at:* **KINGS AVE** **$7,221.50**

Funding Source: TBD **Year to be Completed** TBD

Street Side	Run ID	Survey Street Name	Starting Street Name	End Street Name	Priority
SW	51909251204	11TH ST	KINGS AVE	ROBERTSON BLVD	91.5

ID	Dist. from Corner	Barrier Type	As-is Measurement/Notes	Sidewalk Width	Qty	Unit	Cost	Total
34260	0.9 to 9.3 feet	Cross Slope (PAR)	4.0-5.0%	6 ft	46	SF	$120	**$5,544**
34262	14.2 to 19.7 feet	Cross Slope (PAR)	3.0-4.0%	6 ft	30	SF	$120	**$3,630**
34264	20.3 to 21.5 feet	Cross Slope (PAR)	2.0-3.0%	6 ft	7	SF	$120	**$792**
34265	24.2 to 75.3 feet	Cross Slope (PAR)	2.0-3.0%	6 ft	281	SF	$120	**$33,726**
51259	38.6 to 39.6 feet	**Vertical Change**	-.3	6 ft	6	REF		
34276	78.0 to 96.8 feet	Cross Slope (PAR)	4.0-5.0%	6 ft	103	SF	$120	**$12,408**
34280	98.3 to 110.8 feet	Cross Slope (PAR)	2.0-3.0%	6 ft	69	SF	$120	**$8,250**
34282	111.1 to 116.1 feet	Cross Slope (PAR)	4.0-5.0%	6 ft	28	SF	$120	**$3,300**
34284	118.2 to 128.2 feet	Cross Slope (PAR)	5.0-6.0%	6 ft	55	SF	$120	**$6,600**
60047	129.8 to 158.2 feet	Driveway				REF		
34287	160.9 to 165.8 feet	Cross Slope (PAR)	2.0-3.0%	6 ft	27	SF	$120	**$3,234**
34288	184.8 to 188.3 feet	Cross Slope (PAR)	2.0-3.0%	6 ft	19	SF	$120	**$2,310**
34290	188.5 to 194.3 feet	Cross Slope (PAR)	4.0-5.0%	6 ft	32	SF	$120	**$3,828**
34292	198.9 to 204.8 feet	Cross Slope (PAR)	3.0-4.0%	6 ft	32	SF	$120	**$3,894**
34294	206.9 to 208.2 feet	Cross Slope (PAR)	3.0-4.0%	6 ft	7	SF	$120	**$858**
34295	209.2 to 220.3 feet	Cross Slope (PAR)	2.0-3.0%	6 ft	61	SF	$120	**$7,326**
34298	242.3 to 243.8 feet	Cross Slope (PAR)	2.0-3.0%	6 ft	8	SF	$120	**$990**
34299	246.6 to 247.9 feet	Cross Slope (PAR)	2.0-3.0%	6 ft	7	SF	$120	**$858**
60048	251.7 to 289.1 feet	Driveway				REF		
34300	257.7 to 259.1 feet	**Cross Slope (Driveway)**	11.0-12.0%	6 ft	8	SF	$40	**$308**
34301	260.5 to 262.4 feet	**Cross Slope (Driveway)**	9.0-10.0%	6 ft	10	SF	$40	**$418**
34302	267.3 to 268.5 feet	**Cross Slope (Driveway)**	10.0-11.0%	6 ft	7	SF	$40	**$264**
51260	268.3 to 269.3 feet	**Vertical Change**	-.3	6 ft	6	REF		
34303	271.9 to 273.2 feet	**Cross Slope (Driveway)**	9.0-10.0%	6 ft	7	SF	$40	**$286**
34304	275.0 to 276.9 feet	**Cross Slope (Driveway)**	11.0-12.0%	6 ft	10	SF	$40	**$418**
47782	276.3 to 277.3 feet	**Vertical Change**	-.4	6 ft	6	REF		
34305	282.7 to 283.8 feet	**Cross Slope (Driveway)**	2.0-3.0%	6 ft	6	SF	$40	**$242**

TOTAL COST FOR: SW *side of* **11TH ST** *Starting at:* **KINGS AVE** **$99,484.00**

Funding Source: TBD **Year to be Completed** TBD

Street Side	Run ID	Survey Street Name	Starting Street Name	End Street Name	Priority
NE	51909251217	11TH ST	LAKE AVE	MONTEREY AVE	86.25

ID	Dist. from Corner	Barrier Type	As-is Measurement/Notes	Sidewalk Width	Qty	Unit	Cost	Total
34355	13.9 to 18.1 feet	Cross Slope (PAR)	2.0-3.0%	6 ft	23	SF	$120	**$2,772**
57614	40.7 to 41.7 feet	**Vertical Change**	3	6 ft	5	SF	$75	**$413**
60054	49.5 to 102.3 feet	Driveway				REF		
51264	49.8 to 50.8 feet	**Vertical Change**	-.3	6 ft	6	REF		
51265	57.8 to 58.8 feet	**Vertical Change**	-.3	6 ft	6	REF		
51266	111.3 to 112.3 feet	**Vertical Change**	-.3	6 ft	6	LF	$75	**$413**
60055	124.9 to 158.3 feet	Driveway				REF		
41045	151.4 to 153.0 feet	Running Slope	5.0-6.0%	6 ft	9	REF		
34356	158.6 to 159.9 feet	Cross Slope (PAR)	2.0-3.0%	6 ft	7	SF	$120	**$858**
47783	159.2 to 160.2 feet	**Vertical Change**	-.4	6 ft	6	REF		
160	170.5 to 171.5 feet	**Continuous Width**		6 ft	6	SF	$120	**$660**
34357	190.8 to 194.8 feet	Cross Slope (PAR)	2.0-3.0%	6 ft	22	SF	$120	**$2,640**
34359	214.7 to 217.8 feet	Cross Slope (PAR)	2.0-3.0%	6 ft	17	SF	$120	**$2,046**
34360	231.1 to 233.0 feet	Cross Slope (PAR)	2.0-3.0%	6 ft	10	SF	$120	**$1,254**
34361	271.4 to 275.2 feet	Cross Slope (PAR)	2.0-3.0%	6 ft	21	SF	$120	**$2,508**
51267	274.7 to 275.7 feet	**Vertical Change**	-.3	6 ft	6	REF		

TOTAL COST FOR: NE *side of* **11TH ST** *Starting at:* **LAKE AVE** **$13,563.00**

Funding Source: TBD **Year to be Completed** TBD

Street Side	Run ID	Survey Street Name	Starting Street Name	End Street Name	Priority
NE	51909251219	11TH ST	MONTEREY AVE	530 11TH ST	81

ID	Dist. from Corner	Barrier Type	As-is Measurement/Notes	Sidewalk Width	Qty	Unit	Cost	Total
161	2.4 to 3.4 feet	Protruding Object		6 ft	6	JOB	$99	**$99**
57554	8.3 to 9.3 feet	Vertical Change	2.3	6 ft	6	SF	$75	**$413**
51268	18.2 to 19.2 feet	Vertical Change	-.3	6 ft	6	LF	$75	**$413**
34362	42.4 to 45.2 feet	Cross Slope (PAR)	2.0-3.0%	6 ft	15	SF	$120	**$1,848**
60056	61.0 to 66.1 feet	Driveway				REF		

TOTAL COST FOR: NE *side of* **11TH ST** *Starting at:* **MONTEREY AVE** **$2,772.00**

Funding Source: TBD **Year to be Completed** TBD

Street Side	Run ID	Survey Street Name	Starting Street Name	End Street Name	Priority
SW	51909251231	11TH ST	MONTEREY AVE	RIVERSIDE AVE	106.75

ID	Dist. from Corner	Barrier Type	As-is Measurement/Notes	Sidewalk Width	Qty	Unit	Cost	Total
34410	0.3 to 10.4 feet	Cross Slope (PAR)	2.0-3.0%	6 ft	56	SF	$120	**$6,666**
56488	1.5 to 2.5 feet	**Vertical Change**	.4	6 ft	6	REF		
34414	15.8 to 19.4 feet	Cross Slope (PAR)	2.0-3.0%	6 ft	20	SF	$120	**$2,376**
34417	27.7 to 43.5 feet	Cross Slope (PAR)	2.0-3.0%	6 ft	87	SF	$120	**$10,428**
60065	43.3 to 91.6 feet	Driveway				REF		
34421	44.4 to 46.2 feet	**Cross Slope (Driveway)**	5.0-6.0%	6 ft	10	SF	$40	**$396**
51271	52.8 to 53.8 feet	**Vertical Change**	-.3	6 ft	6	REF		
34422	95.3 to 117.5 feet	Cross Slope (PAR)	4.0-5.0%	6 ft	122	SF	$120	**$14,652**
56489	97.4 to 98.4 feet	**Vertical Change**	.4	6 ft	6	REF		
34429	118.2 to 123.1 feet	Cross Slope (PAR)	2.0-3.0%	6 ft	27	SF	$120	**$3,234**
34431	125.1 to 127.3 feet	Cross Slope (PAR)	5.0-6.0%	6 ft	12	SF	$120	**$1,452**
34432	128.6 to 145.7 feet	Cross Slope (PAR)	2.0-3.0%	6 ft	94	SF	$120	**$11,286**
34438	148.3 to 159.4 feet	Cross Slope (PAR)	2.0-3.0%	6 ft	61	SF	$120	**$7,326**
34442	162.0 to 165.2 feet	Cross Slope (PAR)	2.0-3.0%	6 ft	18	SF	$120	**$2,112**
34443	181.0 to 185.0 feet	Cross Slope (PAR)	2.0-3.0%	6 ft	22	SF	$120	**$2,640**
34445	189.5 to 213.5 feet	Cross Slope (PAR)	2.0-3.0%	6 ft	132	SF	$120	**$15,840**
34452	221.1 to 225.3 feet	Cross Slope (PAR)	2.0-3.0%	6 ft	23	SF	$120	**$2,772**
34454	228.8 to 238.5 feet	Cross Slope (PAR)	2.0-3.0%	6 ft	53	SF	$120	**$6,402**
34457	246.5 to 263.7 feet	Cross Slope (PAR)	2.0-3.0%	6 ft	95	SF	$120	**$11,352**
34460	264.1 to 269.8 feet	Cross Slope (PAR)	4.0-5.0%	6 ft	31	SF	$120	**$3,762**
34464	271.8 to 273.9 feet	Cross Slope (PAR)	2.0-3.0%	6 ft	12	SF	$120	**$1,386**
34465	276.3 to 281.3 feet	Cross Slope (PAR)	2.0-3.0%	6 ft	28	SF	$120	**$3,300**
41053	307.4 to 309.2 feet	Running Slope	5.0-6.0%	6 ft	10	REF		
34469	308.1 to 363.3 feet	Cross Slope (PAR)	2.0-3.0%	6 ft	304	SF	$120	**$36,432**
34482	364.4 to 383.4 feet	Cross Slope (PAR)	4.0-5.0%	6 ft	105	SF	$120	**$12,540**
34490	388.3 to 417.0 feet	Cross Slope (PAR)	4.0-5.0%	6 ft	158	SF	$120	**$18,942**
60067	413.9 to 482.0 feet	Driveway				REF		
34500	421.7 to 429.4 feet	**Cross Slope (Driveway)**	14.0-15.0%	6 ft	42	SF	$40	**$1,694**

Funding Source: TBD **Year to be Completed** TBD

Street Side	Run ID	Survey Street Name	Starting Street Name	End Street Name	Priority
SW	51909251231	11TH ST	MONTEREY AVE	RIVERSIDE AVE	106.75

ID	Dist. from Corner	Barrier Type	As-is Measurement/Notes	Sidewalk Width	Qty	Unit	Cost	Total
34502	429.4 to 452.8 feet	Cross Slope (Driveway)	12.0-13.0%	6 ft	129	SF	$40	$5,148
34508	453.5 to 456.0 feet	Cross Slope (Driveway)	14.0-15.0%	6 ft	14	SF	$40	$550
34509	460.3 to 479.1 feet	Cross Slope (Driveway)	>15%	6 ft	103	SF	$40	$4,136
34512	483.8 to 511.7 feet	Cross Slope (PAR)	3.0-4.0%	6 ft	153	SF	$120	$18,414
34518	511.7 to 514.2 feet	Cross Slope (PAR)	5.0-6.0%	6 ft	14	SF	$120	$1,650
34520	514.5 to 515.8 feet	Cross Slope (PAR)	3.0-4.0%	6 ft	7	SF	$120	$858
34521	515.8 to 521.2 feet	Cross Slope (PAR)	2.0-3.0%	6 ft	30	SF	$120	$3,564
34524	526.8 to 536.8 feet	Cross Slope (PAR)	4.0-5.0%	6 ft	55	SF	$120	$6,600
34527	536.8 to 585.3 feet	Cross Slope (PAR)	2.0-3.0%	6 ft	267	SF	$120	$32,010
51272	570.1 to 571.1 feet	Vertical Change	-.3	6 ft	6	REF		
34538	589.8 to 605.8 feet	Cross Slope (PAR)	2.0-3.0%	6 ft	88	SF	$120	$10,560
34542	606.6 to 615.8 feet	Cross Slope (PAR)	4.0-5.0%	6 ft	51	SF	$120	$6,072
34544	616.0 to 617.5 feet	Cross Slope (PAR)	2.0-3.0%	6 ft	8	SF	$120	$990
34545	619.8 to 640.2 feet	Cross Slope (PAR)	3.0-4.0%	6 ft	112	SF	$120	$13,464
55628	629.5 to 630.5 feet	Vertical Change	.3	6 ft	6	REF		
47786	632.3 to 633.3 feet	Vertical Change	-.4	6 ft	6	REF		

TOTAL COST FOR: SW *side of* **11TH ST** *Starting at:* **MONTEREY AVE** **$281,006.00**

Funding Source: TBD **Year to be Completed** TBD

Street Side	Run ID	Survey Street Name	Starting Street Name	End Street Name	Priority
NE	1909261323	11TH ST	ORANGE AVE	SIDEWALK ENDS	113.25

ID	Dist. from Corner	Barrier Type	As-is Measurement/Notes	Sidewalk Width	Qty	Unit	Cost	Total
25891	10.1 to 14.2 feet	Cross Slope (PAR)	2.0-3.0%	5 ft	18	SF	$120	**$2,214**
93	15.7 to 16.7 feet	**Continuous Width**		5 ft	5	SF	$120	**$540**
25892	20.7 to 49.9 feet	Cross Slope (PAR)	2.0-3.0%	5 ft	131	SF	$120	**$15,768**
25900	53.3 to 74.5 feet	Cross Slope (PAR)	2.0-3.0%	5 ft	95	SF	$120	**$11,448**
25905	77.0 to 87.0 feet	Cross Slope (PAR)	2.0-3.0%	5 ft	45	SF	$120	**$5,400**
25908	91.7 to 107.1 feet	Cross Slope (PAR)	2.0-3.0%	5 ft	69	SF	$120	**$8,316**
57437	96.8 to 97.8 feet	**Vertical Change**	1.3	5 ft	5	REF		
59493	105.6 to 138.9 feet	Driveway				REF		
40763	107.7 to 109.0 feet	Running Slope	7.0-8.0%	5 ft	6	REF		
25914	111.4 to 136.0 feet	**Cross Slope (Driveway)**	>15%	5 ft	111	SF	$40	**$4,428**
56341	137.8 to 138.8 feet	**Vertical Change**	.4	5 ft	5	REF		
40764	138.2 to 139.3 feet	Running Slope	6.0-7.0%	5 ft	5	REF		

TOTAL COST FOR: NE *side of* **11TH ST** *Starting at:* **ORANGE AVE** **$48,114.00**

Funding Source: TBD **Year to be Completed** TBD

Street Side	Run ID	Survey Street Name	Starting Street Name	End Street Name	Priority
SW	1909261314	11TH ST	ORANGE AVE	HUMBOLDT AVE	72

ID	Dist. from Corner	Barrier Type	As-is Measurement/Notes	Sidewalk Width	Qty	Unit	Cost	Total
25930	0.0 to 2.2 feet	Cross Slope (PAR)	2.0-3.0%	4 ft	9	SF	$120	**$1,056**
94	3.1 to 4.1 feet	**Continuous Width**		4 ft	4	SF	$120	**$480**
25931	38.3 to 43.8 feet	Cross Slope (PAR)	2.0-3.0%	4 ft	22	SF	$120	**$2,640**
59494	47.7 to 79.3 feet	Driveway				REF		
25933	55.6 to 62.7 feet	**Cross Slope (Driveway)**	2.0-3.0%	4 ft	28	SF	$40	**$1,136**
25935	66.5 to 72.1 feet	**Cross Slope (Driveway)**	2.0-3.0%	4 ft	22	SF	$40	**$896**
57057	71.9 to 72.9 feet	**Vertical Change**	.6	4 ft	4	REF		
59495	128.3 to 160.9 feet	Driveway				REF		
25936	145.6 to 150.3 feet	**Cross Slope (Driveway)**	2.0-3.0%	4 ft	19	SF	$40	**$752**
25939	158.9 to 162.9 feet	**Cross Slope (Driveway)**	2.0-3.0%	4 ft	16	SF	$40	**$640**
25940	176.8 to 177.8 feet	Cross Slope (PAR)	2.0-3.0%	4 ft	4	SF	$120	**$480**
55191	195.4 to 196.4 feet	**Vertical Change**	.3	4 ft	4	LF	$75	**$300**
25941	205.3 to 207.4 feet	Cross Slope (PAR)	2.0-3.0%	4 ft	8	SF	$120	**$1,008**
59496	242.5 to 282.3 feet	Driveway				REF		
25942	257.8 to 266.4 feet	**Cross Slope (Driveway)**	2.0-3.0%	4 ft	34	SF	$40	**$1,376**

TOTAL COST FOR: SW *side of* **11TH ST** *Starting at:* **ORANGE AVE** **$10,764.00**

Funding Source: TBD **Year to be Completed** TBD

Street Side	Run ID	Survey Street Name	Starting Street Name	End Street Name	Priority
NE	51909251212	11TH ST	RIVERSIDE AVE	LAKE AVE	72.25

ID	Dist. from Corner	Barrier Type	As-is Measurement/Notes	Sidewalk Width	Qty	Unit	Cost	Total
159	25.1 to 26.1 feet	Continuous Width		6 ft	6	SF	$120	**$660**
60051	76.8 to 92.0 feet	Driveway				REF		
34354	127.8 to 128.9 feet	Cross Slope (PAR)	2.0-3.0%	6 ft	6	SF	$120	**$726**
60052	134.4 to 153.8 feet	Driveway				REF		
60053	158.8 to 173.3 feet	Driveway				REF		
41044	175.0 to 176.2 feet	Running Slope	6.0-7.0%	6 ft	7	SF	$120	**$792**
55624	272.8 to 273.8 feet	Vertical Change	.3	6 ft	6	LF	$75	**$413**

TOTAL COST FOR: NE *side of* **11TH ST** *Starting at:* **RIVERSIDE AVE** **$2,590.50**

Funding Source: TBD **Year to be Completed** TBD

Street Side	Run ID	Survey Street Name	Starting Street Name	End Street Name	Priority
SW	51909251237	11TH ST	RIVERSIDE AVE	KINGS AVE	75.5

ID	Dist. from Corner	Barrier Type	As-is Measurement/Notes	Sidewalk Width	Qty	Unit	Cost	Total
34549	0.5 to 12.0 feet	Cross Slope (PAR)	4.0-5.0%	6 ft	63	SF	$120	**$7,590**
34553	15.7 to 22.1 feet	Cross Slope (PAR)	4.0-5.0%	6 ft	35	SF	$120	**$4,224**
34555	27.2 to 31.9 feet	Cross Slope (PAR)	3.0-4.0%	6 ft	26	SF	$120	**$3,102**
34556	32.1 to 36.2 feet	Cross Slope (PAR)	2.0-3.0%	6 ft	23	SF	$120	**$2,706**
34558	36.2 to 40.7 feet	Cross Slope (PAR)	4.0-5.0%	6 ft	25	SF	$120	**$2,970**
34560	41.3 to 42.5 feet	Cross Slope (PAR)	2.0-3.0%	6 ft	7	SF	$120	**$792**
60068	49.3 to 66.0 feet	Driveway				REF		
34561	56.7 to 58.0 feet	**Cross Slope (Driveway)**	2.0-3.0%	6 ft	7	SF	$40	**$286**
34562	69.6 to 89.4 feet	Cross Slope (PAR)	2.0-3.0%	6 ft	109	SF	$120	**$13,068**
34564	90.6 to 103.2 feet	Cross Slope (PAR)	4.0-5.0%	6 ft	69	SF	$120	**$8,316**
34569	103.9 to 107.8 feet	Cross Slope (PAR)	2.0-3.0%	6 ft	21	SF	$120	**$2,574**
60069	104.3 to 120.9 feet	Driveway				REF		
60070	131.9 to 149.8 feet	Driveway				REF		
34570	143.5 to 147.8 feet	**Cross Slope (Driveway)**	2.0-3.0%	6 ft	24	SF	$40	**$946**
34571	165.0 to 202.4 feet	Cross Slope (PAR)	2.0-3.0%	6 ft	206	SF	$120	**$24,684**
34582	205.2 to 209.5 feet	Cross Slope (PAR)	3.0-4.0%	6 ft	24	SF	$120	**$2,838**
34583	210.2 to 218.2 feet	Cross Slope (PAR)	2.0-3.0%	6 ft	44	SF	$120	**$5,280**
34585	221.7 to 222.8 feet	Cross Slope (PAR)	2.0-3.0%	6 ft	6	SF	$120	**$726**
34586	226.5 to 238.2 feet	Cross Slope (PAR)	2.0-3.0%	6 ft	64	SF	$120	**$7,722**
34589	245.2 to 255.9 feet	Cross Slope (PAR)	3.0-4.0%	6 ft	59	SF	$120	**$7,062**
34593	259.3 to 261.1 feet	Cross Slope (PAR)	3.0-4.0%	6 ft	10	SF	$120	**$1,188**
34594	262.2 to 266.2 feet	Cross Slope (PAR)	5.0-6.0%	6 ft	22	SF	$120	**$2,640**
34597	266.2 to 281.3 feet	Cross Slope (PAR)	3.0-4.0%	6 ft	83	SF	$120	**$9,966**
34602	283.9 to 288.4 feet	Cross Slope (PAR)	2.0-3.0%	6 ft	25	SF	$120	**$2,970**

TOTAL COST FOR: SW *side of* **11TH ST** *Starting at:* **RIVERSIDE AVE** **$111,650.00**

Funding Source: TBD **Year to be Completed** TBD

Street Side	Run ID	Survey Street Name	Starting Street Name	End Street Name	Priority
NE	51909251205	11TH ST	ROBERTSON BLVD	SIDEWALK ENDS	89

ID	Dist. from Corner	Barrier Type	As-is Measurement/Notes	Sidewalk Width	Qty	Unit	Cost	Total
34310	16.7 to 28.3 feet	Cross Slope (PAR)	4.0-5.0%	6 ft	64	SF	$120	**$7,656**
56486	28.0 to 29.0 feet	**Vertical Change**	.4	6 ft	6	REF		
34314	28.3 to 29.6 feet	Cross Slope (PAR)	2.0-3.0%	6 ft	7	SF	$120	**$858**
34315	31.5 to 43.2 feet	Cross Slope (PAR)	4.0-5.0%	6 ft	64	SF	$120	**$7,722**
34322	44.2 to 62.4 feet	Cross Slope (PAR)	2.0-3.0%	6 ft	100	SF	$120	**$12,012**
56850	68.4 to 69.4 feet	**Vertical Change**	.5	6 ft	6	REF		
34329	68.4 to 70.5 feet	Cross Slope (PAR)	3.0-4.0%	6 ft	12	SF	$120	**$1,386**
34330	74.7 to 81.0 feet	Cross Slope (PAR)	3.0-4.0%	6 ft	35	SF	$120	**$4,158**
55622	77.6 to 78.6 feet	**Vertical Change**	.3	6 ft	6	REF		
34332	84.2 to 91.3 feet	Cross Slope (PAR)	3.0-4.0%	6 ft	39	SF	$120	**$4,686**
34335	94.0 to 102.6 feet	Cross Slope (PAR)	4.0-5.0%	6 ft	47	SF	$120	**$5,676**
158	96.1 to 97.1 feet	**Protruding Object**		6 ft	6	JOB	$99	**$99**
34339	107.8 to 109.6 feet	Cross Slope (PAR)	2.0-3.0%	6 ft	10	SF	$120	**$1,188**
34340	112.0 to 123.8 feet	Cross Slope (PAR)	3.0-4.0%	6 ft	65	SF	$120	**$7,788**
34343	127.3 to 130.6 feet	Cross Slope (PAR)	3.0-4.0%	6 ft	18	SF	$120	**$2,178**
34344	133.3 to 134.6 feet	Cross Slope (PAR)	2.0-3.0%	6 ft	7	SF	$120	**$858**

TOTAL COST FOR: NE *side of* **11TH ST** *Starting at:* **ROBERTSON BLVD** **$56,265.00**

Funding Source: TBD **Year to be Completed** TBD

Street Side	Run ID	Survey Street Name	Starting Street Name	End Street Name	Priority
SW	1909261310	11TH ST	ROBERTSON BLVD	ORANGE AVE	114.75

ID	Dist. from Corner	Barrier Type	As-is Measurement/Notes	Sidewalk Width	Qty	Unit	Cost	Total
25945	13.8 to 46.6 feet	Cross Slope (PAR)	2.0-3.0%	5 ft	148	SF	$120	**$17,712**
95	28.5 to 29.5 feet	Continuous Width		5 ft	5	SF	$120	**$540**
25954	47.2 to 150.8 feet	Cross Slope (PAR)	4.0-5.0%	5 ft	466	SF	$120	**$55,944**
56781	87.8 to 88.8 feet	Vertical Change	.5	5 ft	5	REF		
55192	103.0 to 104.0 feet	Vertical Change	.3	5 ft	5	REF		
57319	108.4 to 109.4 feet	Vertical Change	.9	5 ft	5	REF		
56782	111.6 to 112.6 feet	Vertical Change	.5	5 ft	5	REF		
57356	115.3 to 116.3 feet	Vertical Change	1	5 ft	5	REF		
55193	117.1 to 118.1 feet	Vertical Change	.3	5 ft	5	REF		
56342	120.4 to 130.9 feet	Vertical Change	.4	5 ft	47	REF		
55198	133.8 to 134.8 feet	Vertical Change	.3	5 ft	5	REF		
56343	137.5 to 138.5 feet	Vertical Change	.4	5 ft	5	REF		
57058	141.3 to 142.3 feet	Vertical Change	.6	5 ft	5	REF		
57517	143.8 to 144.8 feet	Vertical Change	1.9	5 ft	5	REF		
56344	146.3 to 147.3 feet	Vertical Change	.4	5 ft	5	REF		
59497	151.4 to 181.3 feet	Driveway				REF		
25982	181.2 to 187.7 feet	Cross Slope (Driveway)	2.0-3.0%	5 ft	29	SF	$40	**$1,170**
25985	188.4 to 208.6 feet	Cross Slope (PAR)	4.0-5.0%	5 ft	91	SF	$120	**$10,908**
25987	208.8 to 217.3 feet	Cross Slope (PAR)	2.0-3.0%	5 ft	38	SF	$120	**$4,590**
59498	215.8 to 263.3 feet	Driveway				REF		
40765	221.4 to 222.9 feet	Running Slope	8.0-9.0%	5 ft	7	REF		
25990	223.3 to 225.3 feet	Cross Slope (Driveway)	2.0-3.0%	5 ft	9	SF	$40	**$360**
25991	243.7 to 252.9 feet	Cross Slope (Driveway)	2.0-3.0%	5 ft	41	SF	$40	**$1,656**
40766	256.9 to 258.8 feet	Running Slope	7.0-8.0%	5 ft	9	REF		
55199	265.6 to 266.6 feet	Vertical Change	.3	5 ft	5	LF	$75	**$338**
55200	272.4 to 273.4 feet	Vertical Change	.3	5 ft	5	LF	$75	**$338**
25993	289.3 to 294.6 feet	Cross Slope (PAR)	2.0-3.0%	5 ft	24	SF	$120	**$2,862**
25996	294.6 to 302.1 feet	Cross Slope (PAR)	4.0-5.0%	5 ft	34	SF	$120	**$4,050**

Funding Source: TBD **Year to be Completed** TBD

Street Side	Run ID	Survey Street Name	Starting Street Name	End Street Name	Priority
SW	1909261310	11TH ST	ROBERTSON BLVD	ORANGE AVE	114.75

ID	Dist. from Corner	Barrier Type	As-is Measurement/Notes	Sidewalk Width	Qty	Unit	Cost	Total
26002	332.0 to 342.0 feet	Cross Slope (PAR)	2.0-3.0%	5 ft	45	SF	$120	**$5,400**
26006	408.9 to 411.2 feet	Cross Slope (PAR)	2.0-3.0%	5 ft	10	SF	$120	**$1,242**
26007	415.0 to 420.8 feet	Cross Slope (PAR)	2.0-3.0%	5 ft	26	SF	$120	**$3,132**
26010	426.8 to 429.2 feet	Cross Slope (PAR)	2.0-3.0%	5 ft	11	SF	$120	**$1,296**
55201	429.3 to 430.3 feet	**Vertical Change**	.3	5 ft	5	LF	$75	**$338**
26011	441.4 to 444.0 feet	Cross Slope (PAR)	2.0-3.0%	5 ft	12	SF	$120	**$1,404**
59501	445.0 to 466.3 feet	Driveway				REF		
55202	467.0 to 468.0 feet	**Vertical Change**	.3	5 ft	5	LF	$75	**$338**
26012	477.8 to 500.1 feet	Cross Slope (PAR)	2.0-3.0%	5 ft	100	SF	$120	**$12,042**
59502	501.3 to 524.0 feet	Driveway				REF		
26017	507.6 to 520.8 feet	**Cross Slope (Driveway)**	9.0-10.0%	5 ft	59	SF	$40	**$2,376**
40773	521.5 to 523.0 feet	Running Slope	5.0-6.0%	5 ft	7	REF		
57414	527.3 to 528.3 feet	**Vertical Change**	1.2	5 ft	5	SF	$75	**$338**
26022	528.8 to 530.3 feet	Cross Slope (PAR)	2.0-3.0%	5 ft	7	SF	$120	**$810**
26023	533.6 to 543.3 feet	Cross Slope (PAR)	2.0-3.0%	5 ft	44	SF	$120	**$5,238**
26027	543.7 to 559.2 feet	Cross Slope (PAR)	4.0-5.0%	5 ft	70	SF	$120	**$8,370**
26030	559.2 to 561.8 feet	Cross Slope (PAR)	2.0-3.0%	5 ft	12	SF	$120	**$1,404**
26031	565.4 to 567.4 feet	Cross Slope (PAR)	2.0-3.0%	5 ft	9	SF	$120	**$1,080**
26032	591.5 to 595.2 feet	Cross Slope (PAR)	2.0-3.0%	5 ft	17	SF	$120	**$1,998**

TOTAL COST FOR: SW *side of* **11TH ST** *Starting at:* **ROBERTSON BLVD** **$147,271.50**

Funding Source: TBD **Year to be Completed** TBD

Street Side	Run ID	Survey Street Name	Starting Street Name	End Street Name	Priority
NE	1909261329	11TH ST	SIDEWALK BEGINS	ROBERTSON BLVD	103

ID	Dist. from Corner	Barrier Type	As-is Measurement/Notes	Sidewalk Width	Qty	Unit	Cost	Total
25864	2.2 to 5.1 feet	Cross Slope (PAR)	2.0-3.0%	5 ft	13	SF	$120	**$1,566**
25865	10.4 to 16.9 feet	Cross Slope (PAR)	2.0-3.0%	5 ft	29	SF	$120	**$3,510**
25868	19.5 to 21.5 feet	Cross Slope (PAR)	4.0-5.0%	5 ft	9	SF	$120	**$1,080**
59492	21.4 to 66.2 feet	Driveway				REF		
25869	26.3 to 61.1 feet	**Cross Slope (Driveway)**	>15%	5 ft	157	SF	$40	**$6,264**
25873	67.3 to 93.9 feet	Cross Slope (PAR)	2.0-3.0%	5 ft	120	SF	$120	**$14,364**
25877	97.8 to 129.8 feet	Cross Slope (PAR)	2.0-3.0%	5 ft	144	SF	$120	**$17,280**
25886	129.8 to 139.4 feet	Cross Slope (PAR)	4.0-5.0%	5 ft	43	SF	$120	**$5,184**
92	140.1 to 141.1 feet	**Continuous Width**		5 ft	5	SF	$120	**$540**

TOTAL COST FOR: NE *side of* **11TH ST** *Starting at:* **SIDEWALK BEGINS** **$49,788.00**

Funding Source: TBD **Year to be Completed** TBD

Street Side	Run ID	Survey Street Name	Starting Street Name	End Street Name	Priority
SW	51909251228	11TH ST	SONOMA AVE	MONTEREY AVE	81

ID	Dist. from Corner	Barrier Type	As-is Measurement/Notes	Sidewalk Width	Qty	Unit	Cost	Total
60061	46.8 to 68.0 feet	Driveway				REF		
60062	130.4 to 152.3 feet	Driveway				REF		
57391	143.7 to 144.7 feet	**Vertical Change**	1.1	6 ft	6	REF		
55627	186.6 to 187.6 feet	**Vertical Change**	.3	6 ft	6	LF	$75	**$413**
60063	198.5 to 224.8 feet	Driveway				REF		
47785	200.3 to 201.3 feet	**Vertical Change**	-.4	6 ft	6	REF		
34408	212.5 to 220.8 feet	**Cross Slope (Driveway)**	>15%	6 ft	46	SF	$40	**$1,826**
60064	241.6 to 257.1 feet	Driveway				REF		
34409	250.6 to 252.4 feet	**Cross Slope (Driveway)**	12.0-13.0%	6 ft	10	SF	$40	**$396**

TOTAL COST FOR: SW *side of* **11TH ST** *Starting at:* **SONOMA AVE** **$2,634.50**

Funding Source: TBD **Year to be Completed** TBD

Street Side	Run ID	Survey Street Name	Starting Street Name	End Street Name	Priority
SW	51909251224	11TH ST	VENTURA AVE	SONOMA AVE	68

ID	Dist. from Corner	Barrier Type	As-is Measurement/Notes	Sidewalk Width	Qty	Unit	Cost	Total
34400	41.6 to 45.0 feet	Cross Slope (PAR)	2.0-3.0%	6 ft	19	SF	$120	**$2,244**
34401	47.6 to 51.8 feet	**Cross Slope (Driveway)**	2.0-3.0%	6 ft	23	SF	$40	**$924**
60058	57.2 to 86.3 feet	Driveway				REF		
34402	88.7 to 89.8 feet	Cross Slope (PAR)	2.0-3.0%	6 ft	6	SF	$120	**$726**
34403	121.9 to 125.5 feet	Cross Slope (PAR)	3.0-4.0%	6 ft	20	SF	$120	**$2,376**
34405	125.5 to 126.5 feet	Cross Slope (PAR)	2.0-3.0%	6 ft	6	SF	$120	**$660**
60059	128.3 to 149.4 feet	Driveway				REF		
47784	129.8 to 130.8 feet	**Vertical Change**	-.4	6 ft	6	REF		
60060	153.8 to 171.6 feet	Driveway				REF		
56851	179.2 to 180.2 feet	**Vertical Change**	.5	6 ft	6	REF		
34406	179.5 to 181.4 feet	Cross Slope (PAR)	2.0-3.0%	6 ft	10	SF	$120	**$1,254**
56852	183.8 to 184.8 feet	**Vertical Change**	.5	6 ft	6	SF	$75	**$413**
34407	273.9 to 275.4 feet	Cross Slope (PAR)	2.0-3.0%	6 ft	8	SF	$120	**$990**

TOTAL COST FOR: SW *side of* **11TH ST** *Starting at:* **VENTURA AVE** **$9,586.50**

Funding Source: TBD **Year to be Completed** TBD

Street Side	Run ID	Survey Street Name	Starting Street Name	End Street Name	Priority
SW	51909261406	12TH ST	COLUSA AVE	SIDEWALK ENDS	96.25

ID	Dist. from Corner	Barrier Type	As-is Measurement/Notes	Sidewalk Width	Qty	Unit	Cost	Total
60304	15.1 to 33.1 feet	Driveway				REF		
38456	21.1 to 30.1 feet	Cross Slope (Driveway)	13.014	6 ft	50	SF	$40	**$1,980**
41125	30.7 to 32.4 feet	Running Slope	6.0-7.0%	6 ft	9	REF		
55870	31.3 to 32.3 feet	Vertical Change	.3	6 ft	5	REF		
38459	34.6 to 38.3 feet	Cross Slope (PAR)	2.0-3.0%	6 ft	20	SF	$120	**$2,442**
38460	51.0 to 56.3 feet	Cross Slope (PAR)	2.0-3.0%	6 ft	29	SF	$120	**$3,498**
57284	51.3 to 52.3 feet	Vertical Change	.8	6 ft	6	REF		
205	59.8 to 60.8 feet	Continuous Width		6 ft	6	SF	$120	**$660**
38462	63.1 to 65.1 feet	Cross Slope (PAR)	2.0-3.0%	6 ft	11	SF	$120	**$1,320**
56592	63.3 to 64.3 feet	Vertical Change	.4	6 ft	6	REF		
41292	65.0 to 66.3 feet	Vertical Change	-1.6	6 ft	7	REF		
41575	65.4 to 66.4 feet	Vertical Change	-1	6 ft	6	SF	$75	**$413**
55871	67.1 to 69.8 feet	Vertical Change	.3	6 ft	15	LF	$75	**$1,114**
38463	68.8 to 69.9 feet	Cross Slope (PAR)	2.0-3.0%	6 ft	6	SF	$120	**$726**
57285	70.5 to 71.5 feet	Vertical Change	.8	6 ft	6	SF	$75	**$413**
41255	72.2 to 73.2 feet	Vertical Change	-1.8	6 ft	6	SF	$75	**$413**
38464	77.0 to 81.3 feet	Cross Slope (PAR)	2.0-3.0%	6 ft	24	SF	$120	**$2,838**
60305	78.1 to 113.3 feet	Driveway				REF		
38466	85.3 to 86.4 feet	Cross Slope (Driveway)	10.0-11.0%	6 ft	6	SF	$40	**$242**
38467	87.2 to 96.5 feet	Cross Slope (Driveway)	12.0-13.0%	6 ft	51	SF	$40	**$2,046**
38471	96.5 to 107.7 feet	Cross Slope (Driveway)	14.0-15.0%	6 ft	62	SF	$40	**$2,464**
38475	108.8 to 110.8 feet	Cross Slope (Driveway)	12.0-13.0%	6 ft	11	SF	$40	**$440**
41126	112.7 to 114.2 feet	Running Slope	6.0-7.0%	6 ft	8	REF		

TOTAL COST FOR: SW *side of* **12TH ST** *Starting at:* **COLUSA AVE** **$21,007.25**

Funding Source: TBD **Year to be Completed** TBD

Street Side	Run ID	Survey Street Name	Starting Street Name	End Street Name	Priority
NE	51909261417	12TH ST	HUMBOLDT AVE	SIDEWALK ENDS	98.25

ID	Dist. from Corner	Barrier Type	As-is Measurement/Notes	Sidewalk Width	Qty	Unit	Cost	Total
38477	16.3 to 41.4 feet	Cross Slope (PAR)	2.0-3.0%	6 ft	138	SF	$120	**$16,566**
38481	45.8 to 57.9 feet	Cross Slope (PAR)	2.0-3.0%	6 ft	67	SF	$120	**$7,986**
60306	56.1 to 80.3 feet	Driveway				REF		
38483	62.7 to 78.4 feet	**Cross Slope (Driveway)**	13.014	6 ft	86	SF	$40	**$3,454**
51454	74.3 to 75.3 feet	**Vertical Change**	-.3	6 ft	6	REF		
41127	79.8 to 80.8 feet	Running Slope	5.0-6.0%	6 ft	6	REF		
38487	89.3 to 113.3 feet	Cross Slope (PAR)	2.0-3.0%	6 ft	132	SF	$120	**$15,840**
55872	100.1 to 101.1 feet	**Vertical Change**	.3	6 ft	6	REF		
38493	115.9 to 129.5 feet	Cross Slope (PAR)	2.0-3.0%	6 ft	75	SF	$120	**$8,976**

TOTAL COST FOR: NE *side of* **12TH ST** *Starting at:* **HUMBOLDT AVE** **$52,822.00**

Funding Source: TBD **Year to be Completed** TBD

Street Side	Run ID	Survey Street Name	Starting Street Name	End Street Name	Priority
SW	51909241051	12TH ST	SIDEWALK BEGINS	SONOMA AVE	89.25

ID	Dist. from Corner	Barrier Type	As-is Measurement/Notes	Sidewalk Width	Qty	Unit	Cost	Total
30294	0.0 to 7.4 feet	Cross Slope (PAR)	4.0-5.0%	6 ft	41	SF	$120	**$4,884**
51096	4.8 to 5.8 feet	**Vertical Change**	-.3	6 ft	6	REF		
30296	8.4 to 14.9 feet	Cross Slope (PAR)	2.0-3.0%	6 ft	36	SF	$120	**$4,290**
30298	18.4 to 29.5 feet	Cross Slope (PAR)	3.0-4.0%	6 ft	61	SF	$120	**$7,326**
51097	24.9 to 25.9 feet	**Vertical Change**	-.3	6 ft	6	REF		
30301	30.3 to 73.9 feet	Cross Slope (PAR)	2.0-3.0%	6 ft	240	SF	$120	**$28,776**
51098	35.1 to 36.1 feet	**Vertical Change**	-.3	6 ft	6	REF		
30312	78.3 to 83.0 feet	Cross Slope (PAR)	3.0-4.0%	6 ft	26	SF	$120	**$3,102**
30313	84.4 to 123.1 feet	Cross Slope (PAR)	2.0-3.0%	6 ft	213	SF	$120	**$25,542**
51099	109.5 to 110.5 feet	**Vertical Change**	-.3	6 ft	6	REF		
40879	121.4 to 122.5 feet	Running Slope	5.0-6.0%	6 ft	6	REF		
40880	122.5 to 123.6 feet	Running Slope	6.0-7.0%	6 ft	6	REF		

TOTAL COST FOR: SW *side of* **12TH ST** *Starting at:* **SIDEWALK BEGINS** **$73,920.00**

Funding Source: TBD **Year to be Completed** TBD

Street Side	Run ID	Survey Street Name	Starting Street Name	End Street Name	Priority
SW	51909261322	12TH ST	SIDEWALK BEGINS	ALAMEDA AVE	72

ID	Dist. from Corner	Barrier Type	As-is Measurement/Notes	Sidewalk Width	Qty	Unit	Cost	Total
201	39.5 to 40.5 feet	Protruding Object		6 ft	6	JOB	$99	**$99**
51438	59.6 to 60.6 feet	Vertical Change	-.3	6 ft	6	LF	$75	**$413**
38066	80.1 to 81.2 feet	Cross Slope (PAR)	2.0-3.0%	6 ft	6	SF	$120	**$726**
38067	85.4 to 93.8 feet	Cross Slope (PAR)	2.0-3.0%	6 ft	46	SF	$120	**$5,544**
38069	112.2 to 125.8 feet	Cross Slope (PAR)	2.0-3.0%	6 ft	75	SF	$120	**$8,976**
38074	128.3 to 129.3 feet	Cross Slope (PAR)	2.0-3.0%	6 ft	6	SF	$120	**$660**

TOTAL COST FOR: SW *side of* **12TH ST** *Starting at:* **SIDEWALK BEGINS** **$16,417.50**

Funding Source: TBD **Year to be Completed** TBD

Street Side	Run ID	Survey Street Name	Starting Street Name	End Street Name	Priority
SW	51909261447	13TH ST	ALAMEDA AVE	SIDEWALK ENDS	70

ID	Dist. from Corner	Barrier Type	As-is Measurement/Notes	Sidewalk Width	Qty	Unit	Cost	Total
38903	0.0 to 5.6 feet	Cross Slope (PAR)	2.0-3.0%	6 ft	31	SF	$120	**$3,696**
38904	13.6 to 19.8 feet	Cross Slope (PAR)	2.0-3.0%	6 ft	34	SF	$120	**$4,092**
55886	20.2 to 21.2 feet	**Vertical Change**	.3	6 ft	6	LF	$75	**$413**
38906	22.0 to 23.8 feet	Cross Slope (PAR)	3.0-4.0%	6 ft	10	SF	$120	**$1,188**
38907	25.9 to 27.4 feet	Cross Slope (PAR)	2.0-3.0%	6 ft	8	SF	$120	**$990**
38908	31.1 to 62.4 feet	Cross Slope (PAR)	2.0-3.0%	6 ft	172	SF	$120	**$20,658**
60325	62.7 to 79.4 feet	Driveway				REF		
38914	69.1 to 75.8 feet	**Cross Slope (Driveway)**	13.014	6 ft	37	SF	$40	**$1,474**
38917	79.9 to 83.4 feet	Cross Slope (PAR)	2.0-3.0%	6 ft	19	SF	$120	**$2,310**
56596	84.6 to 85.6 feet	**Vertical Change**	.4	6 ft	6	LF	$75	**$413**
38918	88.4 to 107.1 feet	Cross Slope (PAR)	2.0-3.0%	6 ft	103	SF	$120	**$12,342**
38924	107.7 to 130.3 feet	Cross Slope (PAR)	4.0-5.0%	6 ft	124	SF	$120	**$14,916**
51468	128.3 to 129.3 feet	**Vertical Change**	-.3	6 ft	6	REF		
38930	132.1 to 136.5 feet	Cross Slope (PAR)	2.0-3.0%	6 ft	24	SF	$120	**$2,904**

TOTAL COST FOR: SW *side of* **13TH ST** *Starting at:* **ALAMEDA AVE** **$65,395.00**

Funding Source: TBD **Year to be Completed** TBD

Street Side	Run ID	Survey Street Name	Starting Street Name	End Street Name	Priority
NE	51909261506	13TH ST	COLUSA AVE	ALAMEDA AVE	103.75

ID	Dist. from Corner	Barrier Type	As-is Measurement/Notes	Sidewalk Width	Qty	Unit	Cost	Total
39132	0.0 to 6.9 feet	Cross Slope (PAR)	2.0-3.0%	6 ft	38	SF	$120	**$4,554**
56602	6.1 to 7.1 feet	**Vertical Change**	.4	6 ft	6	REF		
39135	10.3 to 51.8 feet	Cross Slope (PAR)	2.0-3.0%	6 ft	228	SF	$120	**$27,390**
56903	12.0 to 13.0 feet	**Vertical Change**	.5	6 ft	6	REF		
55903	16.3 to 17.3 feet	**Vertical Change**	.3	6 ft	6	REF		
55904	26.4 to 27.4 feet	**Vertical Change**	.3	6 ft	6	REF		
51474	30.4 to 31.4 feet	**Vertical Change**	-.3	6 ft	6	REF		
212	42.6 to 43.6 feet	**Protruding Object**		6 ft	6	JOB	$99	**$99**
55905	53.5 to 54.5 feet	**Vertical Change**	.3	6 ft	6	REF		
39142	54.4 to 74.1 feet	Cross Slope (PAR)	2.0-3.0%	6 ft	108	SF	$120	**$13,002**
51475	64.3 to 65.3 feet	**Vertical Change**	-.3	6 ft	6	REF		
43547	79.2 to 80.2 feet	**Vertical Change**	-.6	6 ft	6	REF		
39147	79.7 to 82.0 feet	Cross Slope (PAR)	2.0-3.0%	6 ft	13	SF	$120	**$1,518**
39148	84.8 to 90.0 feet	Cross Slope (PAR)	2.0-3.0%	6 ft	29	SF	$120	**$3,432**
51476	89.5 to 90.5 feet	**Vertical Change**	-.3	6 ft	6	REF		
60335	90.0 to 107.5 feet	Driveway				REF		
39151	99.9 to 105.0 feet	**Cross Slope (Driveway)**	13.014	6 ft	28	SF	$40	**$1,122**
47853	106.9 to 107.9 feet	**Vertical Change**	-.4	6 ft	6	REF		
39153	112.8 to 115.4 feet	Cross Slope (PAR)	3.0-4.0%	6 ft	14	SF	$120	**$1,716**
56603	118.2 to 119.2 feet	**Vertical Change**	.4	6 ft	6	REF		
39154	119.0 to 121.9 feet	Cross Slope (PAR)	3.0-4.0%	6 ft	16	SF	$120	**$1,914**
39156	123.3 to 140.9 feet	Cross Slope (PAR)	2.0-3.0%	6 ft	97	SF	$120	**$11,616**
60336	140.9 to 161.7 feet	Driveway				REF		
51477	141.3 to 142.3 feet	**Vertical Change**	-.3	6 ft	6	REF		
55906	141.5 to 142.5 feet	**Vertical Change**	.3	6 ft	6	REF		
51478	143.4 to 144.4 feet	**Vertical Change**	-.3	6 ft	6	REF		
39157	143.6 to 144.6 feet	**Cross Slope (Driveway)**	4.0-5.0%	6 ft	6	SF	$40	**$220**
39158	146.9 to 148.2 feet	**Cross Slope (Driveway)**	3.0-4.0%	6 ft	7	SF	$40	**$286**

Funding Source: TBD **Year to be Completed** TBD

Street Side	Run ID	Survey Street Name	Starting Street Name	End Street Name	Priority
NE	51909261506	13TH ST	COLUSA AVE	ALAMEDA AVE	103.75

ID	Dist. from Corner	Barrier Type	As-is Measurement/Notes	Sidewalk Width	Qty	Unit	Cost	Total
39159	148.7 to 151.8 feet	Cross Slope (Driveway)	5.0-6.0%	6 ft	17	SF	$40	**$682**
51479	151.9 to 152.9 feet	Vertical Change	-.3	6 ft	6	REF		
39161	155.4 to 158.5 feet	Cross Slope (Driveway)	2.0-3.0%	6 ft	17	SF	$40	**$682**
55907	157.0 to 161.8 feet	Vertical Change	.3	6 ft	26	REF		
51480	167.2 to 168.2 feet	Vertical Change	-.3	6 ft	6	LF	$75	**$413**
56604	167.3 to 168.3 feet	Vertical Change	.4	6 ft	6	LF	$75	**$413**
39163	179.4 to 188.3 feet	Cross Slope (PAR)	2.0-3.0%	6 ft	49	SF	$120	**$5,874**
39166	194.9 to 197.5 feet	Cross Slope (PAR)	2.0-3.0%	6 ft	14	SF	$120	**$1,716**
60337	198.7 to 231.9 feet	Driveway				REF		
41144	200.2 to 201.8 feet	Running Slope	7.0-8.0%	6 ft	9	REF		
57504	201.3 to 202.3 feet	Vertical Change	1.7	6 ft	6	REF		
39167	202.5 to 203.6 feet	Cross Slope (Driveway)	11.0-12.0%	6 ft	6	SF	$40	**$242**
39168	205.2 to 218.8 feet	Cross Slope (Driveway)	14.0-15.0%	6 ft	75	SF	$40	**$2,992**
39174	220.9 to 228.2 feet	Cross Slope (Driveway)	12.0-13.0%	6 ft	40	SF	$40	**$1,606**
39176	244.4 to 251.9 feet	Cross Slope (PAR)	2.0-3.0%	6 ft	41	SF	$120	**$4,950**
39177	258.5 to 261.9 feet	Cross Slope (PAR)	2.0-3.0%	6 ft	19	SF	$120	**$2,244**
55910	277.0 to 278.0 feet	Vertical Change	.3	6 ft	6	REF		
39178	277.6 to 284.3 feet	Cross Slope (PAR)	2.0-3.0%	6 ft	37	SF	$120	**$4,422**
51481	287.3 to 288.3 feet	Vertical Change	-.3	6 ft	6	REF		
39180	288.2 to 289.8 feet	Cross Slope (PAR)	2.0-3.0%	6 ft	9	SF	$120	**$1,056**
39181	298.6 to 303.4 feet	Cross Slope (PAR)	2.0-3.0%	6 ft	26	SF	$120	**$3,168**
55911	301.3 to 302.3 feet	Vertical Change	.3	6 ft	6	REF		

TOTAL COST FOR: NE *side of* **13TH ST** *Starting at:* **COLUSA AVE** **$97,328.00**

Funding Source: TBD **Year to be Completed** TBD

Street Side	Run ID	Survey Street Name	Starting Street Name	End Street Name	Priority
SW	5190926244	13TH ST	HUMBOLDT AVE	SIDEWALK ENDS	59

ID	Dist. from Corner	Barrier Type	As-is Measurement/Notes	Sidewalk Width	Qty	Unit	Cost	Total
28092	0.0 to 6.3 feet	Cross Slope (PAR)	2.0-3.0%	6 ft	35	SF	$120	**$4,158**

TOTAL COST FOR: SW *side of* **13TH ST** *Starting at:* **HUMBOLDT AVE** **$4,158.00**

Funding Source: TBD **Year to be Completed** TBD

Street Side	Run ID	Survey Street Name	Starting Street Name	End Street Name	Priority
SW	51909251154	13TH ST	KINGS AVE	ROBERTSON BLVD	110.25

ID	Dist. from Corner	Barrier Type	As-is Measurement/Notes	Sidewalk Width	Qty	Unit	Cost	Total
34169	6.4 to 14.2 feet	Cross Slope (PAR)	2.0-3.0%	6 ft	43	SF	$120	**$5,148**
157	10.3 to 11.3 feet	**Continuous Width**		6 ft	6	SF	$120	**$660**
34172	16.6 to 20.8 feet	Cross Slope (PAR)	2.0-3.0%	6 ft	23	SF	$120	**$2,772**
34173	23.4 to 33.4 feet	Cross Slope (PAR)	2.0-3.0%	6 ft	55	SF	$120	**$6,600**
34178	37.1 to 41.1 feet	Cross Slope (PAR)	2.0-3.0%	6 ft	22	SF	$120	**$2,640**
34180	44.1 to 49.8 feet	Cross Slope (PAR)	2.0-3.0%	6 ft	31	SF	$120	**$3,762**
51254	48.4 to 49.4 feet	**Vertical Change**	-.3	6 ft	6	REF		
60038	76.8 to 91.4 feet	Driveway				REF		
34182	81.8 to 84.1 feet	**Cross Slope (Driveway)**	>15%	6 ft	13	SF	$40	**$506**
34184	86.3 to 87.3 feet	**Cross Slope (Driveway)**	13.014	6 ft	6	SF	$40	**$220**
34185	91.6 to 92.8 feet	Cross Slope (PAR)	2.0-3.0%	6 ft	7	SF	$120	**$792**
41039	92.6 to 94.5 feet	Running Slope	5.0-6.0%	6 ft	10	REF		
34186	95.2 to 104.0 feet	Cross Slope (PAR)	2.0-3.0%	6 ft	48	SF	$120	**$5,808**
60039	103.4 to 129.4 feet	Driveway				REF		
34187	110.3 to 116.7 feet	**Cross Slope (Driveway)**	>15%	6 ft	35	SF	$40	**$1,408**
34189	119.1 to 123.5 feet	**Cross Slope (Driveway)**	14.0-15.0%	6 ft	24	SF	$40	**$968**
34191	126.1 to 127.2 feet	**Cross Slope (Driveway)**	13.014	6 ft	6	SF	$40	**$242**
57089	131.1 to 132.1 feet	**Vertical Change**	.6	6 ft	6	SF	$75	**$413**
34192	139.6 to 141.4 feet	Cross Slope (PAR)	2.0-3.0%	6 ft	10	SF	$120	**$1,188**
34193	146.6 to 151.1 feet	Cross Slope (PAR)	2.0-3.0%	6 ft	25	SF	$120	**$2,970**
60040	149.9 to 165.6 feet	Driveway				REF		
34195	180.0 to 183.9 feet	Cross Slope (PAR)	4.0-5.0%	6 ft	21	SF	$120	**$2,574**
34197	183.9 to 192.6 feet	Cross Slope (PAR)	2.0-3.0%	6 ft	48	SF	$120	**$5,742**
34198	199.7 to 211.8 feet	Cross Slope (PAR)	2.0-3.0%	6 ft	67	SF	$120	**$7,986**
34201	212.8 to 217.8 feet	Cross Slope (PAR)	4.0-5.0%	6 ft	28	SF	$120	**$3,300**
34203	217.8 to 225.1 feet	Cross Slope (PAR)	2.0-3.0%	6 ft	40	SF	$120	**$4,818**
34205	227.6 to 231.1 feet	Cross Slope (PAR)	2.0-3.0%	6 ft	19	SF	$120	**$2,310**
34206	239.3 to 242.7 feet	Cross Slope (PAR)	2.0-3.0%	6 ft	19	SF	$120	**$2,244**

Funding Source: TBD **Year to be Completed** TBD

Street Side	Run ID	Survey Street Name	Starting Street Name	End Street Name	Priority
SW	51909251154	13TH ST	KINGS AVE	ROBERTSON BLVD	110.25

ID	Dist. from Corner	Barrier Type	As-is Measurement/Notes	Sidewalk Width	Qty	Unit	Cost	Total
34207	257.6 to 263.6 feet	Cross Slope (PAR)	2.0-3.0%	6 ft	33	SF	$120	**$3,960**
34208	268.6 to 273.9 feet	Cross Slope (PAR)	2.0-3.0%	6 ft	29	SF	$120	**$3,498**
34210	281.4 to 305.8 feet	Cross Slope (PAR)	2.0-3.0%	6 ft	134	SF	$120	**$16,104**
47779	304.8 to 305.8 feet	**Vertical Change**	-.4	6 ft	6	REF		

TOTAL COST FOR: SW *side of* **13TH ST** *Starting at:* **KINGS AVE** **$88,632.50**

Funding Source: TBD **Year to be Completed** TBD

Street Side	Run ID	Survey Street Name	Starting Street Name	End Street Name	Priority
NE	51909261425	13TH ST	ORANGE AVE	ROBERTSON BLVD	102.75

ID	Dist. from Corner	Barrier Type	As-is Measurement/Notes	Sidewalk Width	Qty	Unit	Cost	Total
38496	0.8 to 3.1 feet	Cross Slope (PAR)	2.0-3.0%	6 ft	13	SF	$120	**$1,518**
38498	3.3 to 45.6 feet	Cross Slope (PAR)	4.0-5.0%	6 ft	233	SF	$120	**$27,918**
38509	45.8 to 55.1 feet	Cross Slope (PAR)	2.0-3.0%	6 ft	51	SF	$120	**$6,138**
38511	55.6 to 61.8 feet	Cross Slope (PAR)	4.0-5.0%	6 ft	34	SF	$120	**$4,092**
38513	64.8 to 67.6 feet	Cross Slope (PAR)	3.0-4.0%	6 ft	15	SF	$120	**$1,848**
38515	68.1 to 105.7 feet	Cross Slope (PAR)	2.0-3.0%	6 ft	207	SF	$120	**$24,816**
38523	105.7 to 115.3 feet	Cross Slope (PAR)	4.0-5.0%	6 ft	53	SF	$120	**$6,336**
55873	117.1 to 118.1 feet	**Vertical Change**	.3	6 ft	6	LF	$75	**$413**
38526	119.3 to 152.7 feet	Cross Slope (PAR)	3.0-4.0%	6 ft	184	SF	$120	**$22,044**
38538	153.2 to 161.8 feet	Cross Slope (PAR)	2.0-3.0%	6 ft	47	SF	$120	**$5,676**
38542	162.8 to 173.5 feet	Cross Slope (PAR)	4.0-5.0%	6 ft	59	SF	$120	**$7,062**
38545	173.5 to 185.6 feet	Cross Slope (PAR)	2.0-3.0%	6 ft	67	SF	$120	**$7,986**
38549	188.3 to 189.6 feet	Cross Slope (PAR)	3.0-4.0%	6 ft	7	SF	$120	**$858**
38550	190.2 to 211.2 feet	Cross Slope (PAR)	2.0-3.0%	6 ft	116	SF	$120	**$13,860**
38555	211.2 to 213.4 feet	Cross Slope (PAR)	4.0-5.0%	6 ft	12	SF	$120	**$1,452**
38556	216.5 to 236.0 feet	Cross Slope (PAR)	4.0-5.0%	6 ft	107	SF	$120	**$12,870**
38562	240.6 to 249.8 feet	Cross Slope (PAR)	4.0-5.0%	6 ft	51	SF	$120	**$6,072**
38565	251.8 to 289.1 feet	Cross Slope (PAR)	2.0-3.0%	6 ft	205	SF	$120	**$24,618**
206	284.8 to 285.8 feet	**Continuous Width**		6 ft	6	SF	$120	**$660**
41128	289.6 to 290.7 feet	Running Slope	8.0-9.0%	6 ft	6	REF		
41129	306.2 to 309.6 feet	Running Slope	5.0-6.0%	6 ft	19	REF		
38577	307.1 to 308.3 feet	Cross Slope (PAR)	2.0-3.0%	6 ft	7	SF	$120	**$792**
51455	327.3 to 328.3 feet	**Vertical Change**	-.3	6 ft	6	LF	$75	**$413**
38579	388.6 to 393.7 feet	Cross Slope (PAR)	2.0-3.0%	6 ft	28	SF	$120	**$3,366**
60309	391.1 to 418.3 feet	Driveway				REF		
38580	397.9 to 413.1 feet	**Cross Slope (Driveway)**	14.0-15.0%	6 ft	84	SF	$40	**$3,344**
38584	419.0 to 424.2 feet	Cross Slope (PAR)	2.0-3.0%	6 ft	29	SF	$120	**$3,432**
38585	426.8 to 437.2 feet	Cross Slope (PAR)	3.0-4.0%	6 ft	57	SF	$120	**$6,864**

Funding Source: TBD **Year to be Completed** TBD

Street Side	Run ID	Survey Street Name	Starting Street Name	End Street Name	Priority
NE	51909261425	13TH ST	ORANGE AVE	ROBERTSON BLVD	102.75

ID	Dist. from Corner	Barrier Type	As-is Measurement/Notes	Sidewalk Width	Qty	Unit	Cost	Total
38587	440.2 to 495.1 feet	Cross Slope (PAR)	2.0-3.0%	6 ft	302	SF	$120	**$36,234**
38597	497.8 to 512.4 feet	Cross Slope (PAR)	3.0-4.0%	6 ft	80	SF	$120	**$9,636**
51456	504.7 to 505.7 feet	**Vertical Change**	-.3	6 ft	6	REF		
38600	513.6 to 527.7 feet	Cross Slope (PAR)	2.0-3.0%	6 ft	78	SF	$120	**$9,306**
45445	524.3 to 525.3 feet	**Vertical Change**	-.5	6 ft	6	REF		
38604	528.8 to 562.5 feet	Cross Slope (PAR)	4.0-5.0%	6 ft	185	SF	$120	**$22,242**
38611	563.3 to 567.9 feet	Cross Slope (PAR)	2.0-3.0%	6 ft	25	SF	$120	**$3,036**
38612	571.7 to 578.3 feet	Cross Slope (PAR)	2.0-3.0%	6 ft	36	SF	$120	**$4,356**
38615	580.9 to 586.8 feet	Cross Slope (PAR)	3.0-4.0%	6 ft	32	SF	$120	**$3,894**
38617	590.8 to 597.7 feet	Cross Slope (PAR)	3.0-4.0%	6 ft	38	SF	$120	**$4,554**
56593	596.1 to 597.1 feet	**Vertical Change**	.4	6 ft	6	REF		
38619	597.9 to 621.5 feet	Cross Slope (PAR)	2.0-3.0%	6 ft	130	SF	$120	**$15,576**
38623	625.3 to 650.4 feet	Cross Slope (PAR)	2.0-3.0%	6 ft	138	SF	$120	**$16,566**
38627	655.2 to 660.5 feet	Cross Slope (PAR)	2.0-3.0%	6 ft	29	SF	$120	**$3,498**
55874	658.9 to 659.9 feet	**Vertical Change**	.3	6 ft	6	REF		

TOTAL COST FOR: NE *side of* **13TH ST** *Starting at:* **ORANGE AVE** **$323,345.00**

Funding Source: TBD **Year to be Completed** TBD

Street Side	Run ID	Survey Street Name	Starting Street Name	End Street Name	Priority
NE	51909241249	13TH ST	RIVERSIDE AVE	MONTEREY AVE	105.5

ID	Dist. from Corner	Barrier Type	As-is Measurement/Notes	Sidewalk Width	Qty	Unit	Cost	Total
40919	0.0 to 1.2 feet	Running Slope	5.0-6.0%	6 ft	7	REF		
31009	1.0 to 5.2 feet	Cross Slope (PAR)	2.0-3.0%	6 ft	23	SF	$120	**$2,772**
31011	11.6 to 36.5 feet	Cross Slope (PAR)	2.0-3.0%	6 ft	137	SF	$120	**$16,434**
31019	48.2 to 54.0 feet	Cross Slope (PAR)	2.0-3.0%	6 ft	32	SF	$120	**$3,828**
31021	57.2 to 61.6 feet	Cross Slope (PAR)	2.0-3.0%	6 ft	24	SF	$120	**$2,904**
31023	69.2 to 87.3 feet	Cross Slope (PAR)	2.0-3.0%	6 ft	100	SF	$120	**$11,946**
31027	99.6 to 113.0 feet	Cross Slope (PAR)	2.0-3.0%	6 ft	74	SF	$120	**$8,844**
31029	115.2 to 127.9 feet	Cross Slope (PAR)	3.0-4.0%	6 ft	70	SF	$120	**$8,382**
31035	128.3 to 130.1 feet	Cross Slope (PAR)	2.0-3.0%	6 ft	10	SF	$120	**$1,188**
31036	133.2 to 137.4 feet	Cross Slope (PAR)	2.0-3.0%	6 ft	23	SF	$120	**$2,772**
31037	151.4 to 164.3 feet	Cross Slope (PAR)	2.0-3.0%	6 ft	71	SF	$120	**$8,514**
31041	170.8 to 179.8 feet	Cross Slope (PAR)	3.0-4.0%	6 ft	50	SF	$120	**$5,940**
31044	179.8 to 187.6 feet	Cross Slope (PAR)	2.0-3.0%	6 ft	43	SF	$120	**$5,148**
31047	189.7 to 201.7 feet	Cross Slope (PAR)	4.0-5.0%	6 ft	66	SF	$120	**$7,920**
31051	205.6 to 215.7 feet	Cross Slope (PAR)	3.0-4.0%	6 ft	56	SF	$120	**$6,666**
31054	215.7 to 218.3 feet	Cross Slope (PAR)	2.0-3.0%	6 ft	14	SF	$120	**$1,716**
59798	218.8 to 264.3 feet	Driveway				REF		
31056	219.5 to 220.6 feet	**Cross Slope (Driveway)**	5.0-6.0%	6 ft	6	SF	$40	**$242**
31057	220.6 to 222.5 feet	**Cross Slope (Driveway)**	6.0-7.0%	6 ft	10	SF	$40	**$418**
31058	224.8 to 226.6 feet	**Cross Slope (Driveway)**	3.0-4.0%	6 ft	10	SF	$40	**$396**
31059	227.3 to 257.7 feet	**Cross Slope (Driveway)**	2.0-3.0%	6 ft	167	SF	$40	**$6,688**
31062	259.3 to 262.3 feet	**Cross Slope (Driveway)**	4.0-5.0%	6 ft	17	SF	$40	**$660**
40920	262.7 to 265.5 feet	Running Slope	6.0-7.0%	6 ft	15	REF		
31064	263.7 to 268.2 feet	**Cross Slope (Driveway)**	2.0-3.0%	6 ft	25	SF	$40	**$990**
55450	264.0 to 265.0 feet	**Vertical Change**	.3	6 ft	6	REF		
40921	265.5 to 268.6 feet	Running Slope	5.0-6.0%	6 ft	17	SF	$120	**$2,046**
31066	270.6 to 284.5 feet	Cross Slope (PAR)	3.0-4.0%	6 ft	76	SF	$120	**$9,174**
31073	310.8 to 320.2 feet	Cross Slope (PAR)	2.0-3.0%	6 ft	52	SF	$120	**$6,204**

Funding Source: TBD **Year to be Completed** TBD

Street Side	Run ID	Survey Street Name	Starting Street Name	End Street Name	Priority
NE	51909241249	13TH ST	RIVERSIDE AVE	MONTEREY AVE	105.5

ID	Dist. from Corner	Barrier Type	As-is Measurement/Notes	Sidewalk Width	Qty	Unit	Cost	Total
56429	314.8 to 315.8 feet	Vertical Change	.4	6 ft	6	REF		
31075	329.0 to 331.6 feet	Cross Slope (PAR)	2.0-3.0%	6 ft	14	SF	$120	$1,716
51136	355.1 to 356.1 feet	Vertical Change	-.3	6 ft	6	REF		
31078	355.6 to 362.1 feet	Cross Slope (PAR)	2.0-3.0%	6 ft	36	SF	$120	$4,290
31080	368.3 to 377.8 feet	Cross Slope (PAR)	2.0-3.0%	6 ft	52	SF	$120	$6,270
51137	380.1 to 381.1 feet	Vertical Change	-.3	6 ft	6	LF	$75	$413
31082	392.0 to 406.4 feet	Cross Slope (PAR)	2.0-3.0%	6 ft	79	SF	$120	$9,504
59801	403.3 to 465.7 feet	Driveway				REF		
31087	420.8 to 432.7 feet	Cross Slope (Driveway)	2.0-3.0%	6 ft	65	SF	$40	$2,618
31090	435.3 to 437.3 feet	Cross Slope (Driveway)	5.0-6.0%	6 ft	11	SF	$40	$440
31091	437.3 to 449.5 feet	Cross Slope (Driveway)	6.0-7.0%	6 ft	67	SF	$40	$2,684
31094	449.5 to 450.5 feet	Cross Slope (Driveway)	5.0-6.0%	6 ft	6	SF	$40	$220
31095	451.3 to 452.6 feet	Cross Slope (Driveway)	3.0-4.0%	6 ft	7	SF	$40	$286
31096	452.6 to 454.1 feet	Cross Slope (Driveway)	2.0-3.0%	6 ft	8	SF	$40	$330
31097	457.1 to 468.7 feet	Cross Slope (Driveway)	2.0-3.0%	6 ft	64	SF	$40	$2,552
40927	459.4 to 461.7 feet	Running Slope	5.0-6.0%	6 ft	13	REF		
31100	470.9 to 480.6 feet	Cross Slope (PAR)	2.0-3.0%	6 ft	53	SF	$120	$6,402
31105	483.5 to 492.4 feet	Cross Slope (PAR)	2.0-3.0%	6 ft	49	SF	$120	$5,874
51138	484.8 to 485.8 feet	Vertical Change	-.3	6 ft	6	REF		
45392	493.8 to 494.8 feet	Vertical Change	-.5	6 ft	6	SF	$75	$413
31108	495.2 to 496.6 feet	Cross Slope (PAR)	2.0-3.0%	6 ft	8	SF	$120	$924
31109	499.6 to 505.1 feet	Cross Slope (PAR)	2.0-3.0%	6 ft	30	SF	$120	$3,630
31113	519.6 to 521.9 feet	Cross Slope (PAR)	2.0-3.0%	6 ft	13	SF	$120	$1,518
31114	524.4 to 525.8 feet	Cross Slope (PAR)	3.0-4.0%	6 ft	8	SF	$120	$924
56430	525.2 to 526.2 feet	Vertical Change	.4	6 ft	6	REF		
31115	525.8 to 540.0 feet	Cross Slope (PAR)	2.0-3.0%	6 ft	78	SF	$120	$9,372
59802	534.2 to 624.3 feet	Driveway				REF		
40928	538.7 to 541.3 feet	Running Slope	5.0-6.0%	6 ft	14	REF		

Funding Source: TBD **Year to be Completed** TBD

Street Side	Run ID	Survey Street Name	Starting Street Name	End Street Name	Priority
NE	51909241249	13TH ST	RIVERSIDE AVE	MONTEREY AVE	105.5

ID	Dist. from Corner	Barrier Type	As-is Measurement/Notes	Sidewalk Width	Qty	Unit	Cost	Total
31118	543.4 to 546.0 feet	Cross Slope (Driveway)	2.0-3.0%	6 ft	14	SF	$40	$572
31120	550.9 to 575.3 feet	Cross Slope (Driveway)	5.0-6.0%	6 ft	134	SF	$40	$5,368
31127	577.5 to 579.3 feet	Cross Slope (Driveway)	5.0-6.0%	6 ft	10	SF	$40	$396
31128	580.2 to 582.5 feet	Cross Slope (Driveway)	6.0-7.0%	6 ft	13	SF	$40	$506
31129	582.5 to 586.3 feet	Cross Slope (Driveway)	5.0-6.0%	6 ft	21	SF	$40	$836
31131	586.3 to 587.3 feet	Cross Slope (Driveway)	3.0-4.0%	6 ft	6	SF	$40	$220
31132	587.3 to 606.7 feet	Cross Slope (Driveway)	2.0-3.0%	6 ft	107	SF	$40	$4,268
31136	609.6 to 618.9 feet	Cross Slope (Driveway)	4.0-5.0%	6 ft	51	SF	$40	$2,046
31138	618.9 to 635.5 feet	Cross Slope (Driveway)	2.0-3.0%	6 ft	91	SF	$40	$3,652
40929	619.2 to 623.4 feet	Running Slope	5.0-6.0%	6 ft	23	REF		
40931	623.4 to 624.6 feet	Running Slope	6.0-7.0%	6 ft	7	REF		
40932	624.6 to 626.2 feet	Running Slope	5.0-6.0%	6 ft	9	SF	$120	$1,056
56814	633.8 to 634.8 feet	Vertical Change	.5	6 ft	6	REF		
31143	635.5 to 637.6 feet	Cross Slope (PAR)	4.0-5.0%	6 ft	12	SF	$120	$1,386
40933	636.0 to 637.2 feet	Running Slope	5.0-6.0%	6 ft	7	REF		

TOTAL COST FOR: NE *side of* **13TH ST** *Starting at:* **RIVERSIDE AVE** **$202,477.00**

Funding Source: TBD **Year to be Completed** TBD

Street Side	Run ID	Survey Street Name	Starting Street Name	End Street Name	Priority
SW	51909261427	13TH ST	ROBERTSON BLVD	TRINITY AVE	85

ID	Dist. from Corner	Barrier Type	As-is Measurement/Notes	Sidewalk Width	Qty	Unit	Cost	Total
38628	0.0 to 3.3 feet	Cross Slope (PAR)	2.0-3.0%	6 ft	18	SF	$120	**$2,178**
38629	8.7 to 10.2 feet	Cross Slope (PAR)	2.0-3.0%	6 ft	8	SF	$120	**$990**
38630	12.8 to 24.8 feet	Cross Slope (PAR)	2.0-3.0%	6 ft	66	SF	$120	**$7,920**
38633	28.4 to 43.6 feet	Cross Slope (PAR)	2.0-3.0%	6 ft	84	SF	$120	**$10,032**
38639	46.8 to 54.1 feet	Cross Slope (PAR)	2.0-3.0%	6 ft	40	SF	$120	**$4,818**
38640	57.3 to 93.1 feet	Cross Slope (PAR)	2.0-3.0%	6 ft	197	SF	$120	**$23,628**
38648	96.4 to 131.9 feet	Cross Slope (PAR)	2.0-3.0%	6 ft	195	SF	$120	**$23,430**
60310	131.8 to 154.3 feet	Driveway				REF		
38654	133.4 to 135.7 feet	**Cross Slope (Driveway)**	4.0-5.0%	6 ft	13	SF	$40	**$506**
38656	141.8 to 145.8 feet	**Cross Slope (Driveway)**	2.0-3.0%	6 ft	22	SF	$40	**$880**
51457	150.3 to 151.3 feet	**Vertical Change**	-.3	6 ft	6	REF		
38658	154.4 to 155.5 feet	**Cross Slope (Driveway)**	2.0-3.0%	6 ft	6	SF	$40	**$242**
38659	156.3 to 192.4 feet	Cross Slope (PAR)	4.0-5.0%	6 ft	199	SF	$120	**$23,826**
38668	193.6 to 204.2 feet	Cross Slope (PAR)	2.0-3.0%	6 ft	58	SF	$120	**$6,996**
51458	201.0 to 202.0 feet	**Vertical Change**	-.3	6 ft	6	REF		
38673	208.8 to 217.2 feet	Cross Slope (PAR)	2.0-3.0%	6 ft	46	SF	$120	**$5,544**
38675	220.6 to 238.8 feet	Cross Slope (PAR)	3.0-4.0%	6 ft	100	SF	$120	**$12,012**
38678	238.8 to 240.4 feet	Cross Slope (PAR)	2.0-3.0%	6 ft	9	SF	$120	**$1,056**
38679	248.8 to 250.3 feet	Cross Slope (PAR)	3.0-4.0%	6 ft	8	SF	$120	**$990**
38680	252.3 to 265.5 feet	Cross Slope (PAR)	5.0-6.0%	6 ft	73	SF	$120	**$8,712**
38684	265.5 to 271.1 feet	Cross Slope (PAR)	3.0-4.0%	6 ft	31	SF	$120	**$3,696**
38685	272.6 to 280.3 feet	Cross Slope (PAR)	2.0-3.0%	6 ft	42	SF	$120	**$5,082**
56897	278.8 to 279.8 feet	**Vertical Change**	.5	6 ft	6	REF		
38688	282.6 to 286.6 feet	Cross Slope (PAR)	5.0-6.0%	6 ft	22	SF	$120	**$2,640**

TOTAL COST FOR: SW *side of* **13TH ST** *Starting at:* **ROBERTSON BLVD** **$145,178.00**

Funding Source: TBD **Year to be Completed** TBD

Street Side	Run ID	Survey Street Name	Starting Street Name	End Street Name	Priority
NE	51909241242	13TH ST	SIDEWALK BEGINS	SIDEWALK ENDS	95

ID	Dist. from Corner	Barrier Type	As-is Measurement/Notes	Sidewalk Width	Qty	Unit	Cost	Total
30983	17.8 to 28.4 feet	Cross Slope (PAR)	2.0-3.0%	6 ft	58	SF	$120	**$6,996**
59797	28.4 to 47.7 feet	Driveway				REF		
47742	29.1 to 30.1 feet	**Vertical Change**	-.4	6 ft	6	REF		
30989	34.9 to 46.5 feet	**Cross Slope (Driveway)**	14.0-15.0%	6 ft	64	SF	$40	**$2,552**
51135	49.3 to 50.3 feet	**Vertical Change**	-.3	6 ft	6	LF	$75	**$413**

TOTAL COST FOR: NE *side of* **13TH ST** *Starting at:* **SIDEWALK BEGINS** **$9,960.50**

Funding Source: TBD **Year to be Completed** TBD

Street Side	Run ID	Survey Street Name	Starting Street Name	End Street Name	Priority
NE	51909241243	13TH ST	SIDEWALK BEGINS	LAKE AVE	72

ID	Dist. from Corner	Barrier Type	As-is Measurement/Notes	Sidewalk Width	Qty	Unit	Cost	Total
30991	0.0 to 5.9 feet	Cross Slope (PAR)	2.0-3.0%	6 ft	32	SF	$120	**$3,894**
30993	8.4 to 9.8 feet	Cross Slope (PAR)	3.0-4.0%	6 ft	8	SF	$120	**$924**
30994	9.8 to 14.8 feet	Cross Slope (PAR)	2.0-3.0%	6 ft	27	SF	$120	**$3,300**
30996	17.7 to 25.5 feet	Cross Slope (PAR)	2.0-3.0%	6 ft	43	SF	$120	**$5,148**
31000	28.8 to 30.7 feet	Cross Slope (PAR)	3.0-4.0%	6 ft	10	SF	$120	**$1,254**
31001	30.7 to 54.4 feet	Cross Slope (PAR)	2.0-3.0%	6 ft	130	SF	$120	**$15,642**

TOTAL COST FOR: NE *side of* **13TH ST** *Starting at:* **SIDEWALK BEGINS** **$30,162.00**

Funding Source: TBD **Year to be Completed** TBD

Street Side	Run ID	Survey Street Name	Starting Street Name	End Street Name	Priority
NE	51909251103	13TH ST	SIDEWALK BEGINS	SIDEWALK ENDS	85

ID	Dist. from Corner	Barrier Type	As-is Measurement/Notes	Sidewalk Width	Qty	Unit	Cost	Total
33426	11.0 to 25.1 feet	Cross Slope (PAR)	2.0-3.0%	6 ft	78	SF	$120	**$9,306**
33430	50.3 to 52.5 feet	Cross Slope (PAR)	2.0-3.0%	6 ft	12	SF	$120	**$1,452**
55603	51.3 to 52.3 feet	**Vertical Change**	.3	6 ft	6	REF		
33431	57.0 to 60.3 feet	Cross Slope (PAR)	2.0-3.0%	6 ft	18	SF	$120	**$2,178**

TOTAL COST FOR: NE *side of* **13TH ST** *Starting at:* **SIDEWALK BEGINS** **$12,936.00**

Funding Source: TBD **Year to be Completed** TBD

Street Side	Run ID	Survey Street Name	Starting Street Name	End Street Name	Priority
NE	51909251106	13TH ST	SIDEWALK BEGINS	SIDEWALK ENDS	118.75

ID	Dist. from Corner	Barrier Type	As-is Measurement/Notes	Sidewalk Width	Qty	Unit	Cost	Total
33433	12.6 to 14.6 feet	Cross Slope (PAR)	3.0-4.0%	6 ft	11	SF	$120	**$1,320**
33434	14.8 to 21.0 feet	Cross Slope (PAR)	2.0-3.0%	6 ft	34	SF	$120	**$4,092**
33436	23.4 to 42.3 feet	Cross Slope (PAR)	2.0-3.0%	6 ft	104	SF	$120	**$12,474**
55604	37.4 to 38.4 feet	**Vertical Change**	.3	6 ft	6	REF		
152	42.1 to 43.1 feet	**Protruding Object**		6 ft	6	JOB	$99	**$99**
59993	44.6 to 59.7 feet	Driveway				REF		
33442	50.2 to 51.4 feet	**Cross Slope (Driveway)**	11.0-12.0%	6 ft	7	SF	$40	**$264**
33443	51.8 to 59.3 feet	**Cross Slope (Driveway)**	13.014	6 ft	41	SF	$40	**$1,650**
33445	59.8 to 61.0 feet	**Cross Slope (Driveway)**	11.0-12.0%	6 ft	7	SF	$40	**$264**
41026	62.2 to 63.3 feet	Running Slope	5.0-6.0%	6 ft	6	REF		
33446	63.0 to 64.1 feet	Cross Slope (PAR)	5.0-6.0%	6 ft	6	SF	$120	**$726**
33447	64.8 to 67.9 feet	Cross Slope (PAR)	3.0-4.0%	6 ft	17	SF	$120	**$2,046**
59994	69.3 to 90.5 feet	Driveway				REF		
33448	74.8 to 91.3 feet	**Cross Slope (Driveway)**	>15%	6 ft	91	SF	$40	**$3,630**

TOTAL COST FOR: NE *side of* **13TH ST** *Starting at:* **SIDEWALK BEGINS** **$26,565.00**

Funding Source: TBD **Year to be Completed** TBD

Street Side	Run ID	Survey Street Name	Starting Street Name	End Street Name	Priority
NE	51909261504	13TH ST	SIDEWALK BEGINS	COLUSA AVE	81.25

ID	Dist. from Corner	Barrier Type	As-is Measurement/Notes	Sidewalk Width	Qty	Unit	Cost	Total
55901	0.1 to 1.1 feet	Vertical Change	.3	6 ft	6	REF		
39103	0.2 to 13.9 feet	Cross Slope (PAR)	14.0-15.0%	6 ft	75	SF	$120	**$9,042**
60333	3.3 to 14.9 feet	Driveway				REF		
41142	15.4 to 16.6 feet	Running Slope	5.0-6.0%	6 ft	7	REF		
211	16.2 to 17.2 feet	Continuous Width		6 ft	6	SF	$120	**$660**
41143	16.6 to 17.7 feet	Running Slope	6.0-7.0%	6 ft	6	SF	$120	**$726**
39106	26.0 to 27.0 feet	Cross Slope (PAR)	3.0-4.0%	6 ft	6	SF	$120	**$660**
39107	29.5 to 41.9 feet	Cross Slope (PAR)	4.0-5.0%	6 ft	68	SF	$120	**$8,184**
55902	32.7 to 33.7 feet	Vertical Change	.3	6 ft	6	REF		
39112	43.3 to 87.6 feet	Cross Slope (PAR)	2.0-3.0%	6 ft	244	SF	$120	**$29,238**
39121	91.0 to 126.2 feet	Cross Slope (PAR)	2.0-3.0%	6 ft	194	SF	$120	**$23,232**
39127	128.3 to 130.5 feet	Cross Slope (PAR)	3.0-4.0%	6 ft	12	SF	$120	**$1,452**
39128	130.5 to 135.5 feet	Cross Slope (PAR)	2.0-3.0%	6 ft	28	SF	$120	**$3,300**
39129	143.8 to 150.6 feet	Cross Slope (PAR)	2.0-3.0%	6 ft	37	SF	$120	**$4,488**
60334	147.3 to 156.9 feet	Driveway				REF		
39131	154.2 to 155.5 feet	Cross Slope (Driveway)	13.014	6 ft	7	SF	$40	**$286**

TOTAL COST FOR: NE *side of* **13TH ST** *Starting at:* **SIDEWALK BEGINS** **$81,268.00**

Funding Source: TBD **Year to be Completed** TBD

Street Side	Run ID	Survey Street Name	Starting Street Name	End Street Name	Priority
SW	51909251151	13TH ST	SIDEWALK BEGINS	KINGS AVE	119.75

ID	Dist. from Corner	Barrier Type	As-is Measurement/Notes	Sidewalk Width	Qty	Unit	Cost	Total
60036	0.4 to 27.6 feet	Driveway				REF		
34132	1.3 to 2.3 feet	Cross Slope (Driveway)	5.0-6.0%	6 ft	5	SF	$40	**$220**
34133	5.8 to 9.6 feet	Cross Slope (Driveway)	14.0-15.0%	6 ft	21	SF	$40	**$836**
55618	12.3 to 13.3 feet	Vertical Change	.3	6 ft	6	REF		
34135	15.7 to 25.9 feet	Cross Slope (Driveway)	14.0-15.0%	6 ft	56	SF	$40	**$2,244**
41037	29.6 to 30.8 feet	Running Slope	6.0-7.0%	6 ft	7	SF	$120	**$792**
41038	30.8 to 31.8 feet	Running Slope	5.0-6.0%	6 ft	6	SF	$120	**$660**
34138	33.5 to 52.3 feet	Cross Slope (PAR)	2.0-3.0%	6 ft	103	SF	$120	**$12,408**
34144	56.8 to 59.7 feet	Cross Slope (PAR)	2.0-3.0%	6 ft	16	SF	$120	**$1,914**
34145	62.1 to 66.2 feet	Cross Slope (PAR)	2.0-3.0%	6 ft	23	SF	$120	**$2,706**
34148	66.9 to 72.1 feet	Cross Slope (PAR)	4.0-5.0%	6 ft	29	SF	$120	**$3,432**
34150	74.3 to 80.0 feet	Cross Slope (PAR)	3.0-4.0%	6 ft	31	SF	$120	**$3,762**
60037	79.7 to 111.7 feet	Driveway				REF		
34151	80.0 to 81.8 feet	Cross Slope (Driveway)	2.0-3.0%	6 ft	10	SF	$40	**$396**
34152	88.3 to 110.0 feet	Cross Slope (Driveway)	14.0-15.0%	6 ft	119	SF	$40	**$4,774**
34159	113.7 to 117.9 feet	Cross Slope (PAR)	4.0-5.0%	6 ft	23	SF	$120	**$2,772**
34161	119.8 to 127.0 feet	Cross Slope (PAR)	2.0-3.0%	6 ft	40	SF	$120	**$4,752**
34164	127.0 to 134.6 feet	Cross Slope (PAR)	4.0-5.0%	6 ft	42	SF	$120	**$5,016**
34166	135.7 to 144.8 feet	Cross Slope (PAR)	2.0-3.0%	6 ft	50	SF	$120	**$6,006**

TOTAL COST FOR: SW *side of* **13TH ST** *Starting at:* **SIDEWALK BEGINS** **$52,690.00**

Funding Source: TBD **Year to be Completed** TBD

Street Side	Run ID	Survey Street Name	Starting Street Name	End Street Name	Priority
SW	51909261443	13TH ST	SIDEWALK BEGINS	HUMBOLDT AVE	103.25

ID	Dist. from Corner	Barrier Type	As-is Measurement/Notes	Sidewalk Width	Qty	Unit	Cost	Total
60324	0.3 to 18.1 feet	Driveway				REF		
38875	2.3 to 12.4 feet	Cross Slope (Driveway)	5.0-6.0%	6 ft	56	SF	$40	**$2,222**
38879	15.7 to 17.0 feet	Cross Slope (Driveway)	9.0-10.0%	6 ft	7	SF	$40	**$286**
41132	16.1 to 19.1 feet	Running Slope	5.0-6.0%	6 ft	17	REF		
38880	31.6 to 43.8 feet	Cross Slope (PAR)	2.0-3.0%	6 ft	67	SF	$120	**$8,052**
47848	39.3 to 40.3 feet	Vertical Change	-.4	6 ft	6	REF		
38886	55.8 to 65.8 feet	Cross Slope (PAR)	2.0-3.0%	6 ft	55	SF	$120	**$6,600**
38889	68.8 to 72.8 feet	Cross Slope (PAR)	2.0-3.0%	6 ft	22	SF	$120	**$2,640**
38891	76.8 to 81.4 feet	Cross Slope (PAR)	2.0-3.0%	6 ft	25	SF	$120	**$3,036**
38893	86.8 to 88.5 feet	Cross Slope (PAR)	3.0-4.0%	6 ft	9	SF	$120	**$1,122**
38894	88.5 to 122.8 feet	Cross Slope (PAR)	2.0-3.0%	6 ft	189	SF	$120	**$22,638**
38901	138.2 to 147.8 feet	Cross Slope (PAR)	2.0-3.0%	6 ft	53	SF	$120	**$6,336**

TOTAL COST FOR: SW *side of* **13TH ST** *Starting at:* **SIDEWALK BEGINS** **$52,932.00**

Funding Source: TBD **Year to be Completed** TBD

Street Side	Run ID	Survey Street Name	Starting Street Name	End Street Name	Priority
SW	51909261448	13TH ST	SIDEWALK BEGINS	COLUSA AVE	59.5

ID	Dist. from Corner	Barrier Type	As-is Measurement/Notes	Sidewalk Width	Qty	Unit	Cost	Total
38932	0.0 to 3.1 feet	Cross Slope (PAR)	3.0-4.0%	6 ft	17	SF	$120	**$2,046**
38934	3.1 to 21.4 feet	Cross Slope (PAR)	2.0-3.0%	6 ft	101	SF	$120	**$12,078**
38938	22.6 to 29.8 feet	Cross Slope (PAR)	5.0-6.0%	6 ft	40	SF	$120	**$4,752**
38941	29.8 to 31.4 feet	Cross Slope (PAR)	6.0-7.0%	6 ft	9	SF	$120	**$1,056**
38942	33.5 to 35.8 feet	Cross Slope (PAR)	4.0-5.0%	6 ft	13	SF	$120	**$1,518**
38944	35.8 to 39.3 feet	Cross Slope (PAR)	2.0-3.0%	6 ft	19	SF	$120	**$2,310**
38946	42.1 to 51.8 feet	Cross Slope (PAR)	2.0-3.0%	6 ft	53	SF	$120	**$6,402**
38948	55.5 to 89.8 feet	Cross Slope (PAR)	2.0-3.0%	6 ft	189	SF	$120	**$22,638**
38954	89.8 to 98.2 feet	Cross Slope (PAR)	4.0-5.0%	6 ft	46	SF	$120	**$5,544**
60326	97.3 to 118.3 feet	Driveway				REF		
38956	101.5 to 110.0 feet	**Cross Slope (Driveway)**	14.0-15.0%	6 ft	47	SF	$40	**$1,870**
38961	110.5 to 111.8 feet	**Cross Slope (Driveway)**	12.0-13.0%	6 ft	7	SF	$40	**$286**
38962	115.3 to 121.6 feet	**Cross Slope (Driveway)**	2.0-3.0%	6 ft	35	SF	$40	**$1,386**

TOTAL COST FOR: SW *side of* **13TH ST** *Starting at:* **SIDEWALK BEGINS** **$61,886.00**

Funding Source: TBD **Year to be Completed** TBD

Street Side	Run ID	Survey Street Name	Starting Street Name	End Street Name	Priority
SW	51909261449	13TH ST	SIDEWALK BEGINS	SIDEWALK ENDS	83

ID	Dist. from Corner	Barrier Type	As-is Measurement/Notes	Sidewalk Width	Qty	Unit	Cost	Total
38963	1.8 to 9.3 feet	Cross Slope (PAR)	3.0-4.0%	6 ft	41	SF	$120	**$4,950**
38966	12.0 to 25.4 feet	Cross Slope (PAR)	4.0-5.0%	6 ft	74	SF	$120	**$8,844**
57220	15.7 to 16.7 feet	**Vertical Change**	.7	6 ft	6	REF		
55887	25.6 to 26.6 feet	**Vertical Change**	.3	6 ft	6	REF		
38971	25.7 to 27.0 feet	Cross Slope (PAR)	6.0-7.0%	6 ft	7	SF	$120	**$858**
38972	29.3 to 32.8 feet	Cross Slope (PAR)	5.0-6.0%	6 ft	19	SF	$120	**$2,310**
38973	32.8 to 39.5 feet	Cross Slope (PAR)	6.0-7.0%	6 ft	37	SF	$120	**$4,422**
38976	39.5 to 41.1 feet	Cross Slope (PAR)	5.0-6.0%	6 ft	9	SF	$120	**$1,056**
51469	40.3 to 41.3 feet	**Vertical Change**	-.3	6 ft	6	REF		
60327	40.3 to 54.7 feet	Driveway				REF		
56899	40.8 to 41.8 feet	**Vertical Change**	.5	6 ft	6	REF		
38977	45.7 to 52.8 feet	**Cross Slope (Driveway)**	>15%	6 ft	39	SF	$40	**$1,562**
38978	56.3 to 62.3 feet	Cross Slope (PAR)	4.0-5.0%	6 ft	33	SF	$120	**$3,960**
55888	59.8 to 60.8 feet	**Vertical Change**	.3	6 ft	6	REF		

TOTAL COST FOR: SW *side of* **13TH ST** *Starting at:* **SIDEWALK BEGINS** **$27,962.00**

Funding Source: TBD **Year to be Completed** TBD

Street Side	Run ID	Survey Street Name	Starting Street Name	End Street Name	Priority
SW	51909261441	13TH ST	TRINITY AVE	ORANGE AVE	121.25

ID	Dist. from Corner	Barrier Type	As-is Measurement/Notes	Sidewalk Width	Qty	Unit	Cost	Total
38823	0.1 to 4.3 feet	Cross Slope (PAR)	2.0-3.0%	6 ft	23	SF	$120	**$2,772**
208	2.7 to 3.7 feet	Continuous Width		6 ft	6	SF	$120	**$660**
57669	8.3 to 9.3 feet	Vertical Change	3.5	6 ft	6	SF	$75	**$413**
38824	16.1 to 22.3 feet	Cross Slope (PAR)	2.0-3.0%	6 ft	34	SF	$120	**$4,092**
38826	25.8 to 49.6 feet	Cross Slope (PAR)	2.0-3.0%	6 ft	131	SF	$120	**$15,708**
38833	50.3 to 53.3 feet	Cross Slope (PAR)	4.0-5.0%	6 ft	17	SF	$120	**$1,980**
209	56.0 to 57.0 feet	Continuous Width		6 ft	6	SF	$120	**$660**
38834	56.8 to 66.7 feet	Cross Slope (PAR)	3.0-4.0%	6 ft	54	SF	$120	**$6,534**
38837	66.7 to 74.3 feet	Cross Slope (PAR)	5.0-6.0%	6 ft	42	SF	$120	**$5,016**
38839	74.3 to 78.9 feet	Cross Slope (PAR)	3.0-4.0%	6 ft	25	SF	$120	**$3,036**
38840	78.9 to 83.1 feet	Cross Slope (PAR)	2.0-3.0%	6 ft	23	SF	$120	**$2,772**
60321	81.8 to 106.5 feet	Driveway				REF		
38841	87.3 to 103.5 feet	Cross Slope (Driveway)	>15%	6 ft	89	SF	$40	**$3,564**
38842	107.8 to 122.7 feet	Cross Slope (PAR)	2.0-3.0%	6 ft	82	SF	$120	**$9,834**
38844	122.7 to 127.1 feet	Cross Slope (PAR)	4.0-5.0%	6 ft	24	SF	$120	**$2,904**
60322	126.9 to 148.0 feet	Driveway				REF		
41131	128.5 to 129.5 feet	Running Slope	5.0-6.0%	6 ft	6	REF		
38847	130.7 to 131.8 feet	Cross Slope (Driveway)	11.0-12.0%	6 ft	6	SF	$40	**$242**
38848	136.0 to 137.3 feet	Cross Slope (Driveway)	5.0-6.0%	6 ft	7	SF	$40	**$286**
38849	138.4 to 139.6 feet	Cross Slope (Driveway)	3.0-4.0%	6 ft	7	SF	$40	**$264**
38850	139.6 to 144.1 feet	Cross Slope (Driveway)	2.0-3.0%	6 ft	25	SF	$40	**$990**
38852	144.1 to 146.6 feet	Cross Slope (Driveway)	4.0-5.0%	6 ft	14	SF	$40	**$550**
38854	146.6 to 147.9 feet	Cross Slope (Driveway)	6.0-7.0%	6 ft	7	SF	$40	**$286**
38855	160.8 to 169.4 feet	Cross Slope (PAR)	2.0-3.0%	6 ft	47	SF	$120	**$5,676**
55885	163.6 to 164.6 feet	Vertical Change	.3	6 ft	6	REF		
38858	169.9 to 173.3 feet	Cross Slope (PAR)	4.0-5.0%	6 ft	19	SF	$120	**$2,244**
51464	173.7 to 174.7 feet	Vertical Change	-.3	6 ft	6	REF		
38859	174.1 to 176.6 feet	Cross Slope (PAR)	2.0-3.0%	6 ft	14	SF	$120	**$1,650**

Funding Source: TBD **Year to be Completed** TBD

Street Side	Run ID	Survey Street Name	Starting Street Name	End Street Name	Priority
SW	51909261441	13TH ST	TRINITY AVE	ORANGE AVE	121.25

ID	Dist. from Corner	Barrier Type	As-is Measurement/Notes	Sidewalk Width	Qty	Unit	Cost	Total
60323	175.1 to 202.8 feet	Driveway				REF		
51465	189.3 to 190.3 feet	Vertical Change	-.3	6 ft	6	REF		
38860	195.9 to 197.7 feet	Cross Slope (Driveway)	2.0-3.0%	6 ft	10	SF	$40	$396
38861	203.8 to 205.8 feet	Cross Slope (PAR)	2.0-3.0%	6 ft	11	SF	$120	$1,320
45446	204.4 to 205.4 feet	Vertical Change	-.5	6 ft	6	REF		
38862	207.8 to 214.4 feet	Cross Slope (PAR)	4.0-5.0%	6 ft	36	SF	$120	$4,356
38866	215.1 to 224.8 feet	Cross Slope (PAR)	2.0-3.0%	6 ft	53	SF	$120	$6,402
51466	217.3 to 218.3 feet	Vertical Change	-.3	6 ft	6	REF		
56594	227.2 to 228.2 feet	Vertical Change	.4	6 ft	6	LF	$75	$413
38869	232.9 to 239.1 feet	Cross Slope (PAR)	2.0-3.0%	6 ft	34	SF	$120	$4,092
45447	237.1 to 238.1 feet	Vertical Change	-.5	6 ft	6	REF		
47847	247.2 to 248.2 feet	Vertical Change	-.4	6 ft	6	LF	$75	$413
51467	259.7 to 260.7 feet	Vertical Change	-.3	6 ft	6	LF	$75	$413
38870	265.3 to 267.7 feet	Cross Slope (PAR)	2.0-3.0%	6 ft	13	SF	$120	$1,584
38872	270.3 to 279.6 feet	Cross Slope (PAR)	2.0-3.0%	6 ft	51	SF	$120	$6,138
56595	279.6 to 280.6 feet	Vertical Change	.4	6 ft	6	REF		

TOTAL COST FOR: SW *side of* **13TH ST** *Starting at:* **TRINITY AVE** **$97,658.00**

Funding Source: TBD **Year to be Completed** TBD

Street Side	Run ID	Survey Street Name	Starting Street Name	End Street Name	Priority
SW	51909261455	14TH ST	COLUSA AVE	SIDEWALK ENDS	78.25

ID	Dist. from Corner	Barrier Type	As-is Measurement/Notes	Sidewalk Width	Qty	Unit	Cost	Total
39002	1.5 to 47.3 feet	Cross Slope (PAR)	2.0-3.0%	6 ft	252	SF	$120	**$30,228**
39013	51.1 to 55.4 feet	Cross Slope (PAR)	2.0-3.0%	6 ft	24	SF	$120	**$2,838**
39015	55.4 to 60.4 feet	**Cross Slope (Driveway)**	4.0-5.0%	6 ft	28	SF	$40	**$1,100**
60330	58.9 to 89.3 feet	Driveway				REF		
55894	60.0 to 61.0 feet	**Vertical Change**	.3	6 ft	6	REF		
39017	65.6 to 73.9 feet	**Cross Slope (Driveway)**	>15%	6 ft	46	SF	$40	**$1,826**
39019	73.9 to 81.3 feet	**Cross Slope (Driveway)**	13.014	6 ft	41	SF	$40	**$1,628**
55895	76.9 to 77.9 feet	**Vertical Change**	.3	6 ft	6	REF		
39022	81.9 to 87.5 feet	**Cross Slope (Driveway)**	11.0-12.0%	6 ft	31	SF	$40	**$1,232**
55896	87.5 to 90.9 feet	**Vertical Change**	.3	6 ft	19	REF		
39024	87.5 to 93.0 feet	**Cross Slope (Driveway)**	9.0-10.0%	6 ft	30	SF	$40	**$1,210**
41137	87.8 to 88.8 feet	Running Slope	6.0-7.0%	6 ft	6	REF		
41138	89.4 to 92.1 feet	Running Slope	5.0-6.0%	6 ft	15	REF		
56598	93.3 to 94.3 feet	**Vertical Change**	.4	6 ft	6	LF	$75	**$413**
210	96.4 to 97.4 feet	**Protruding Object**		6 ft	6	JOB	$99	**$99**
56599	105.4 to 108.3 feet	**Vertical Change**	.4	6 ft	16	LF	$75	**$1,196**
51470	111.2 to 112.2 feet	**Vertical Change**	-.3	6 ft	6	LF	$75	**$413**
39027	114.9 to 116.0 feet	Cross Slope (PAR)	2.0-3.0%	6 ft	6	SF	$120	**$726**
56600	116.8 to 117.8 feet	**Vertical Change**	.4	6 ft	6	LF	$75	**$413**
39028	122.1 to 128.8 feet	Cross Slope (PAR)	9.0-10.0%	6 ft	37	SF	$120	**$4,422**
51471	129.0 to 130.3 feet	**Vertical Change**	-.3	6 ft	7	LF	$75	**$536**
41140	138.3 to 140.3 feet	Running Slope	5.0-6.0%	6 ft	11	SF	$120	**$1,320**

TOTAL COST FOR: SW *side of* **14TH ST** *Starting at:* **COLUSA AVE** **$49,599.00**

Funding Source: TBD **Year to be Completed** TBD

Street Side	Run ID	Survey Street Name	Starting Street Name	End Street Name	Priority
NE	51909241233	14TH ST	LAKE AVE	SIDEWALK ENDS	92.25

ID	Dist. from Corner	Barrier Type	As-is Measurement/Notes	Sidewalk Width	Qty	Unit	Cost	Total
30911	0.0 to 18.8 feet	Cross Slope (PAR)	2.0-3.0%	6 ft	103	SF	$120	**$12,408**
30915	21.7 to 23.5 feet	Cross Slope (PAR)	2.0-3.0%	6 ft	10	SF	$120	**$1,188**
30916	25.8 to 32.3 feet	Cross Slope (PAR)	2.0-3.0%	6 ft	36	SF	$120	**$4,290**
30917	34.6 to 64.3 feet	Cross Slope (PAR)	2.0-3.0%	6 ft	163	SF	$120	**$19,602**
59791	61.8 to 76.6 feet	Driveway				REF		
47740	63.9 to 64.9 feet	**Vertical Change**	-.4	6 ft	6	REF		
30923	67.7 to 68.7 feet	**Cross Slope (Driveway)**	>15%	6 ft	6	SF	$40	**$220**
30924	70.9 to 76.3 feet	**Cross Slope (Driveway)**	14.0-15.0%	6 ft	30	SF	$40	**$1,188**
40915	76.9 to 79.0 feet	Running Slope	5.0-6.0%	6 ft	12	REF		
30926	104.3 to 107.3 feet	Cross Slope (PAR)	2.0-3.0%	6 ft	17	SF	$120	**$1,980**
30927	110.0 to 113.8 feet	Cross Slope (PAR)	2.0-3.0%	6 ft	21	SF	$120	**$2,508**
30928	116.1 to 128.6 feet	Cross Slope (PAR)	2.0-3.0%	6 ft	69	SF	$120	**$8,250**
30933	128.6 to 137.2 feet	Cross Slope (PAR)	4.0-5.0%	6 ft	47	SF	$120	**$5,676**
30937	138.0 to 141.9 feet	Cross Slope (PAR)	2.0-3.0%	6 ft	21	SF	$120	**$2,574**

TOTAL COST FOR: NE *side of* **14TH ST** *Starting at:* **LAKE AVE** **$59,884.00**

Funding Source: TBD **Year to be Completed** TBD

Street Side	Run ID	Survey Street Name	Starting Street Name	End Street Name	Priority
NE	51909241226	14TH ST	MONTEREY AVE	SIDEWALK ENDS	72

ID	Dist. from Corner	Barrier Type	As-is Measurement/Notes	Sidewalk Width	Qty	Unit	Cost	Total
30831	5.9 to 11.3 feet	Cross Slope (PAR)	2.0-3.0%	6 ft	30	SF	$120	**$3,564**
47737	16.8 to 17.8 feet	**Vertical Change**	-.4	6 ft	6	LF	$75	**$413**
47738	27.3 to 28.3 feet	**Vertical Change**	-.4	6 ft	6	LF	$75	**$413**
30833	33.3 to 34.9 feet	Cross Slope (PAR)	2.0-3.0%	6 ft	9	SF	$120	**$1,056**
30834	41.3 to 42.4 feet	Cross Slope (PAR)	2.0-3.0%	6 ft	6	SF	$120	**$726**
30835	63.3 to 64.8 feet	Cross Slope (PAR)	2.0-3.0%	6 ft	8	SF	$120	**$990**
30836	95.8 to 101.2 feet	Cross Slope (PAR)	2.0-3.0%	6 ft	30	SF	$120	**$3,564**
47739	98.8 to 99.8 feet	**Vertical Change**	-.4	6 ft	6	REF		
30838	122.3 to 125.8 feet	Cross Slope (PAR)	2.0-3.0%	6 ft	19	SF	$120	**$2,310**

TOTAL COST FOR: NE *side of* **14TH ST** *Starting at:* **MONTEREY AVE** **$13,035.00**

Funding Source: TBD **Year to be Completed** TBD

Street Side	Run ID	Survey Street Name	Starting Street Name	End Street Name	Priority
SW	51909261530	14TH ST	ORANGE AVE	SIDEWALK ENDS	57

ID	Dist. from Corner	Barrier Type	As-is Measurement/Notes	Sidewalk Width	Qty	Unit	Cost	Total
39261	0.0 to 2.7 feet	Cross Slope (PAR)	2.0-3.0%	6 ft	15	SF	$120	**$1,782**
39263	12.1 to 29.4 feet	Cross Slope (PAR)	2.0-3.0%	6 ft	95	SF	$120	**$11,418**
39268	44.3 to 52.3 feet	Cross Slope (PAR)	2.0-3.0%	6 ft	44	SF	$120	**$5,280**
39272	58.0 to 68.5 feet	Cross Slope (PAR)	2.0-3.0%	6 ft	58	SF	$120	**$6,930**
39274	76.7 to 79.3 feet	Cross Slope (PAR)	2.0-3.0%	6 ft	14	SF	$120	**$1,716**
47856	79.8 to 80.8 feet	**Vertical Change**	-.4	6 ft	6	LF	$75	**$413**
39276	94.4 to 120.3 feet	Cross Slope (PAR)	2.0-3.0%	6 ft	142	SF	$120	**$17,094**
43548	119.9 to 120.9 feet	**Vertical Change**	-.6	6 ft	6	REF		

TOTAL COST FOR: SW *side of* **14TH ST** *Starting at:* **ORANGE AVE** **$44,632.50**

Funding Source: TBD **Year to be Completed** TBD

Street Side	Run ID	Survey Street Name	Starting Street Name	End Street Name	Priority
NE	51909241235	14TH ST	SIDEWALK BEGINS	RIVERSIDE AVE	84

ID	Dist. from Corner	Barrier Type	As-is Measurement/Notes	Sidewalk Width	Qty	Unit	Cost	Total
30939	0.0 to 20.9 feet	Cross Slope (PAR)	2.0-3.0%	6 ft	115	SF	$120	**$13,794**
30945	29.2 to 35.0 feet	Cross Slope (PAR)	2.0-3.0%	6 ft	32	SF	$120	**$3,828**
30947	35.0 to 38.8 feet	Cross Slope (PAR)	4.0-5.0%	6 ft	21	SF	$120	**$2,508**
30949	43.8 to 62.6 feet	Cross Slope (PAR)	2.0-3.0%	6 ft	103	SF	$120	**$12,408**
30954	72.1 to 89.8 feet	Cross Slope (PAR)	2.0-3.0%	6 ft	97	SF	$120	**$11,682**
55446	76.7 to 77.7 feet	**Vertical Change**	.3	6 ft	6	REF		
51132	85.7 to 86.7 feet	**Vertical Change**	-.3	6 ft	6	REF		
55447	104.8 to 105.8 feet	**Vertical Change**	.3	6 ft	6	LF	$75	**$413**
30959	127.7 to 132.3 feet	Cross Slope (PAR)	2.0-3.0%	6 ft	25	SF	$120	**$3,036**

TOTAL COST FOR: NE *side of* **14TH ST** *Starting at:* **SIDEWALK BEGINS** **$47,668.50**

Funding Source: TBD **Year to be Completed** TBD

Street Side	Run ID	Survey Street Name	Starting Street Name	End Street Name	Priority
NE	51909261514	14TH ST	SIDEWALK BEGINS	TRINITY AVE	105.25

ID	Dist. from Corner	Barrier Type	As-is Measurement/Notes	Sidewalk Width	Qty	Unit	Cost	Total
39182	0.0 to 6.9 feet	Cross Slope (PAR)	3.0-4.0%	6 ft	38	SF	$120	**$4,554**
39184	6.9 to 8.2 feet	Cross Slope (PAR)	2.0-3.0%	6 ft	7	SF	$120	**$858**
55912	10.0 to 11.0 feet	**Vertical Change**	.3	6 ft	6	REF		
39185	10.8 to 11.9 feet	Cross Slope (PAR)	3.0-4.0%	6 ft	6	SF	$120	**$726**
39186	13.7 to 17.7 feet	Cross Slope (PAR)	2.0-3.0%	6 ft	22	SF	$120	**$2,640**
39188	17.7 to 41.5 feet	Cross Slope (PAR)	4.0-5.0%	6 ft	131	SF	$120	**$15,708**
60338	45.3 to 70.3 feet	Driveway				REF		
56605	46.5 to 47.5 feet	**Vertical Change**	.4	6 ft	6	REF		
39192	50.3 to 66.1 feet	**Cross Slope (Driveway)**	>15%	6 ft	87	SF	$40	**$3,476**
45449	68.3 to 69.3 feet	**Vertical Change**	-.5	6 ft	6	REF		
39198	71.1 to 94.1 feet	Cross Slope (PAR)	3.0-4.0%	6 ft	127	SF	$120	**$15,180**
39203	94.1 to 106.8 feet	Cross Slope (PAR)	2.0-3.0%	6 ft	70	SF	$120	**$8,382**
55913	100.8 to 101.8 feet	**Vertical Change**	.3	6 ft	6	REF		
39207	107.1 to 111.2 feet	Cross Slope (PAR)	4.0-5.0%	6 ft	23	SF	$120	**$2,706**
55914	107.8 to 108.8 feet	**Vertical Change**	.3	6 ft	6	REF		
39209	111.2 to 112.8 feet	Cross Slope (PAR)	2.0-3.0%	6 ft	9	SF	$120	**$1,056**
39210	115.1 to 116.2 feet	Cross Slope (PAR)	3.0-4.0%	6 ft	6	SF	$120	**$726**
39211	118.4 to 121.9 feet	Cross Slope (PAR)	2.0-3.0%	6 ft	19	SF	$120	**$2,310**
47854	125.0 to 126.0 feet	**Vertical Change**	-.4	6 ft	6	LF	$75	**$413**
55915	126.8 to 127.8 feet	**Vertical Change**	.3	6 ft	6	LF	$75	**$413**
41145	129.3 to 131.1 feet	Running Slope	5.0-6.0%	6 ft	10	SF	$120	**$1,188**

TOTAL COST FOR: NE *side of* **14TH ST** *Starting at:* **SIDEWALK BEGINS** **$60,335.00**

Funding Source: TBD **Year to be Completed** TBD

Street Side	Run ID	Survey Street Name	Starting Street Name	End Street Name	Priority
NE	51909261516	14TH ST	SIDEWALK BEGINS	ROBERTSON BLVD	94.5

ID	Dist. from Corner	Barrier Type	As-is Measurement/Notes	Sidewalk Width	Qty	Unit	Cost	Total
39212	0.0 to 1.8 feet	Cross Slope (PAR)	2.0-3.0%	6 ft	10	SF	$120	**$1,188**
39213	6.5 to 16.3 feet	Cross Slope (PAR)	2.0-3.0%	6 ft	54	SF	$120	**$6,468**
39216	104.3 to 106.7 feet	Cross Slope (PAR)	2.0-3.0%	6 ft	13	SF	$120	**$1,584**
39217	110.3 to 111.8 feet	Cross Slope (PAR)	6.0-7.0%	6 ft	8	SF	$120	**$990**
39218	113.3 to 114.6 feet	Cross Slope (PAR)	8.0-9.0%	6 ft	7	SF	$120	**$858**
39219	115.9 to 117.3 feet	Cross Slope (PAR)	10.0-11.0%	6 ft	8	SF	$120	**$924**
55916	116.2 to 117.2 feet	**Vertical Change**	.3	6 ft	6	REF		
39220	119.8 to 124.5 feet	Cross Slope (PAR)	12.0-13.0%	6 ft	26	SF	$120	**$3,102**
39222	124.8 to 128.8 feet	Cross Slope (PAR)	10.0-11.0%	6 ft	22	SF	$120	**$2,640**

TOTAL COST FOR: NE *side of* **14TH ST** *Starting at:* **SIDEWALK BEGINS** **$17,754.00**

Funding Source: TBD **Year to be Completed** TBD

Street Side	Run ID	Survey Street Name	Starting Street Name	End Street Name	Priority
NE	51909261536	14TH ST	SIDEWALK BEGINS	ALAMEDA AVE	95.25

ID	Dist. from Corner	Barrier Type	As-is Measurement/Notes	Sidewalk Width	Qty	Unit	Cost	Total
39308	0.0 to 3.8 feet	Cross Slope (PAR)	3.0-4.0%	6 ft	21	SF	$120	**$2,508**
39309	6.2 to 9.3 feet	Cross Slope (PAR)	3.0-4.0%	6 ft	17	SF	$120	**$2,046**
39311	11.8 to 17.7 feet	Cross Slope (PAR)	3.0-4.0%	6 ft	32	SF	$120	**$3,894**
55920	15.7 to 16.7 feet	**Vertical Change**	.3	6 ft	6	REF		
39313	17.7 to 34.2 feet	Cross Slope (PAR)	2.0-3.0%	6 ft	91	SF	$120	**$10,890**
56607	25.8 to 26.8 feet	**Vertical Change**	.4	6 ft	6	REF		
39318	37.5 to 39.0 feet	Cross Slope (PAR)	2.0-3.0%	6 ft	8	SF	$120	**$990**
55921	39.8 to 40.8 feet	**Vertical Change**	.3	6 ft	6	LF	$75	**$413**
39319	42.4 to 64.7 feet	Cross Slope (PAR)	2.0-3.0%	6 ft	123	SF	$120	**$14,718**
45451	69.8 to 70.8 feet	**Vertical Change**	-.5	6 ft	6	REF		
39324	70.3 to 71.8 feet	Cross Slope (PAR)	3.0-4.0%	6 ft	8	SF	$120	**$990**
39325	74.5 to 90.0 feet	Cross Slope (PAR)	2.0-3.0%	6 ft	85	SF	$120	**$10,230**
56608	79.8 to 80.8 feet	**Vertical Change**	.4	6 ft	6	REF		
60341	92.1 to 116.5 feet	Driveway				REF		
39329	92.8 to 94.1 feet	**Cross Slope (Driveway)**	3.0-4.0%	6 ft	7	SF	$40	**$286**
56904	93.7 to 94.7 feet	**Vertical Change**	.5	6 ft	6	REF		
39330	98.0 to 113.3 feet	**Cross Slope (Driveway)**	>15%	6 ft	84	SF	$40	**$3,366**
41146	114.8 to 116.7 feet	Running Slope	5.0-6.0%	6 ft	10	REF		
39331	120.5 to 126.8 feet	Cross Slope (PAR)	2.0-3.0%	6 ft	35	SF	$120	**$4,158**
39333	126.9 to 136.7 feet	Cross Slope (PAR)	4.0-5.0%	6 ft	54	SF	$120	**$6,468**

TOTAL COST FOR: NE *side of* **14TH ST** *Starting at:* **SIDEWALK BEGINS** **$60,956.50**

Funding Source: TBD **Year to be Completed** TBD

Street Side	Run ID	Survey Street Name	Starting Street Name	End Street Name	Priority
SW	51909261456	14TH ST	SIDEWALK BEGINS	MARIPOSA AVE	61.25

ID	Dist. from Corner	Barrier Type	As-is Measurement/Notes	Sidewalk Width	Qty	Unit	Cost	Total
39031	3.8 to 5.8 feet	Cross Slope (PAR)	2.0-3.0%	6 ft	11	SF	$120	**$1,320**
39032	15.4 to 26.3 feet	Cross Slope (PAR)	2.0-3.0%	6 ft	60	SF	$120	**$7,194**
55899	27.7 to 28.7 feet	**Vertical Change**	.3	6 ft	6	LF	$75	**$413**
39035	30.9 to 41.0 feet	Cross Slope (PAR)	2.0-3.0%	6 ft	56	SF	$120	**$6,666**
57686	38.1 to 39.1 feet	**Vertical Change**	3.6	6 ft	6	REF		
57423	41.9 to 42.9 feet	**Vertical Change**	1.2	6 ft	6	SF	$75	**$413**
39038	44.6 to 95.6 feet	Cross Slope (PAR)	2.0-3.0%	6 ft	281	SF	$120	**$33,660**
45448	57.7 to 58.7 feet	**Vertical Change**	-.5	6 ft	6	REF		
57653	80.9 to 81.9 feet	**Vertical Change**	3.4	6 ft	6	REF		
39047	98.1 to 102.3 feet	Cross Slope (PAR)	2.0-3.0%	6 ft	23	SF	$120	**$2,772**
39048	108.3 to 116.6 feet	Cross Slope (PAR)	2.0-3.0%	6 ft	46	SF	$120	**$5,478**
39050	120.6 to 132.2 feet	Cross Slope (PAR)	2.0-3.0%	6 ft	64	SF	$120	**$7,656**
41885	129.7 to 130.7 feet	**Vertical Change**	-.8	6 ft	6	REF		
56900	132.1 to 135.3 feet	**Vertical Change**	.5	6 ft	18	REF		
39053	133.0 to 137.7 feet	Cross Slope (PAR)	4.0-5.0%	6 ft	26	SF	$120	**$3,102**
51472	136.0 to 137.0 feet	**Vertical Change**	-.3	6 ft	6	REF		
41141	137.5 to 138.8 feet	Running Slope	5.0-6.0%	6 ft	7	REF		

TOTAL COST FOR: SW *side of* **14TH ST** *Starting at:* **SIDEWALK BEGINS** **$68,673.00**

Funding Source: TBD **Year to be Completed** TBD

Street Side	Run ID	Survey Street Name	Starting Street Name	End Street Name	Priority
SW	51909261518	14TH ST	SIDEWALK BEGINS	ROBERTSON BLVD	100

ID	Dist. from Corner	Barrier Type	As-is Measurement/Notes	Sidewalk Width	Qty	Unit	Cost	Total
39224	5.1 to 7.8 feet	Cross Slope (PAR)	3.0-4.0%	6 ft	15	SF	$120	**$1,782**
39226	9.1 to 16.6 feet	Cross Slope (PAR)	2.0-3.0%	6 ft	41	SF	$120	**$4,950**
39228	20.2 to 45.2 feet	Cross Slope (PAR)	2.0-3.0%	6 ft	138	SF	$120	**$16,500**
60339	42.6 to 64.3 feet	Driveway				REF		
39238	48.3 to 53.6 feet	**Cross Slope (Driveway)**	9.0-10.0%	6 ft	29	SF	$40	**$1,166**
39241	53.6 to 63.1 feet	**Cross Slope (Driveway)**	11.0-12.0%	6 ft	52	SF	$40	**$2,090**
47855	64.6 to 65.6 feet	**Vertical Change**	-.4	6 ft	6	LF	$75	**$413**
39244	65.8 to 66.9 feet	Cross Slope (PAR)	3.0-4.0%	6 ft	6	SF	$120	**$726**
39245	69.1 to 75.3 feet	Cross Slope (PAR)	2.0-3.0%	6 ft	34	SF	$120	**$4,092**
39248	78.2 to 83.8 feet	Cross Slope (PAR)	3.0-4.0%	6 ft	31	SF	$120	**$3,696**
39251	83.8 to 100.7 feet	Cross Slope (PAR)	2.0-3.0%	6 ft	93	SF	$120	**$11,154**
39255	103.4 to 128.6 feet	Cross Slope (PAR)	2.0-3.0%	6 ft	139	SF	$120	**$16,632**
55917	104.8 to 105.8 feet	**Vertical Change**	.3	6 ft	6	LF	$75	**$413**
56606	124.8 to 125.8 feet	**Vertical Change**	.4	6 ft	6	REF		

TOTAL COST FOR: SW *side of* **14TH ST** *Starting at:* **SIDEWALK BEGINS** **$63,613.00**

Funding Source: TBD **Year to be Completed** TBD

Street Side	Run ID	Survey Street Name	Starting Street Name	End Street Name	Priority
SW	51909261532	14TH ST	SIDEWALK BEGINS	HUMBOLDT AVE	83

ID	Dist. from Corner	Barrier Type	As-is Measurement/Notes	Sidewalk Width	Qty	Unit	Cost	Total
55918	12.4 to 13.4 feet	Vertical Change	.3	6 ft	6	LF	$75	**$413**
39279	25.8 to 39.8 feet	Cross Slope (PAR)	2.0-3.0%	6 ft	77	SF	$120	**$9,240**
39282	44.0 to 48.3 feet	Cross Slope (PAR)	2.0-3.0%	6 ft	24	SF	$120	**$2,838**
57397	54.6 to 55.6 feet	Vertical Change	1.1	6 ft	6	SF	$75	**$413**
60340	54.6 to 76.6 feet	Driveway				REF		
39284	59.7 to 74.6 feet	Cross Slope (Driveway)	12.0-13.0%	6 ft	82	SF	$40	**$3,278**
45450	75.0 to 76.0 feet	Vertical Change	-.5	6 ft	6	REF		
39287	89.1 to 93.7 feet	Cross Slope (PAR)	2.0-3.0%	6 ft	25	SF	$120	**$3,036**
39288	121.0 to 128.8 feet	Cross Slope (PAR)	2.0-3.0%	6 ft	43	SF	$120	**$5,148**

TOTAL COST FOR: SW *side of* **14TH ST** *Starting at:* **SIDEWALK BEGINS** **$24,365.00**

Funding Source: TBD **Year to be Completed** TBD

Street Side	Run ID	Survey Street Name	Starting Street Name	End Street Name	Priority
SW	51909261533	14TH ST	SIDEWALK BEGINS	ALAMEDA AVE	81

ID	Dist. from Corner	Barrier Type	As-is Measurement/Notes	Sidewalk Width	Qty	Unit	Cost	Total
39290	0.0 to 3.8 feet	Cross Slope (PAR)	2.0-3.0%	6 ft	21	SF	$120	**$2,508**
213	4.1 to 5.1 feet	**Continuous Width**		6 ft	6	SF	$120	**$660**
39291	5.9 to 7.3 feet	Cross Slope (PAR)	2.0-3.0%	6 ft	8	SF	$120	**$924**
39292	14.0 to 19.2 feet	Cross Slope (PAR)	2.0-3.0%	6 ft	29	SF	$120	**$3,432**
57461	18.1 to 19.1 feet	**Vertical Change**	1.4	6 ft	6	REF		
51482	21.3 to 22.3 feet	**Vertical Change**	-.3	6 ft	6	LF	$75	**$413**
43549	23.3 to 24.3 feet	**Vertical Change**	-.6	6 ft	6	SF	$75	**$413**
39294	28.7 to 81.3 feet	Cross Slope (PAR)	2.0-3.0%	6 ft	289	SF	$120	**$34,716**
51483	72.3 to 73.3 feet	**Vertical Change**	-.3	6 ft	6	REF		
57637	83.8 to 84.8 feet	**Vertical Change**	3.3	6 ft	6	SF	$75	**$413**
39304	85.8 to 86.8 feet	Cross Slope (PAR)	2.0-3.0%	6 ft	6	SF	$120	**$660**
39305	99.6 to 101.8 feet	Cross Slope (PAR)	2.0-3.0%	6 ft	12	SF	$120	**$1,452**
51484	102.5 to 103.5 feet	**Vertical Change**	-.3	6 ft	6	LF	$75	**$413**
39306	126.0 to 127.8 feet	Cross Slope (PAR)	2.0-3.0%	6 ft	10	SF	$120	**$1,188**
39307	135.8 to 139.1 feet	Cross Slope (PAR)	2.0-3.0%	6 ft	18	SF	$120	**$2,178**
55919	139.2 to 140.2 feet	**Vertical Change**	.3	6 ft	6	LF	$75	**$413**

TOTAL COST FOR: SW *side of* **14TH ST** *Starting at:* **SIDEWALK BEGINS** **$49,780.50**

Funding Source: TBD **Year to be Completed** TBD

Street Side	Run ID	Survey Street Name	Starting Street Name	End Street Name	Priority
SW	51909241057	14TH ST	VENTURA AVE	SIDEWALK ENDS	73.25

ID	Dist. from Corner	Barrier Type	As-is Measurement/Notes	Sidewalk Width	Qty	Unit	Cost	Total
40881	0.0 to 1.0 feet	Running Slope	6.0-7.0%	6 ft	6	SF	$120	**$660**
40882	1.0 to 2.2 feet	Running Slope	5.0-6.0%	6 ft	7	SF	$120	**$792**
30331	6.7 to 10.8 feet	Cross Slope (PAR)	2.0-3.0%	6 ft	23	SF	$120	**$2,706**
30332	37.1 to 40.1 feet	Cross Slope (PAR)	2.0-3.0%	6 ft	17	SF	$120	**$1,980**
30333	42.7 to 48.7 feet	Cross Slope (PAR)	2.0-3.0%	6 ft	33	SF	$120	**$3,960**
59742	51.5 to 74.1 feet	Driveway				REF		
30335	52.0 to 54.9 feet	**Cross Slope (Driveway)**	2.0-3.0%	6 ft	16	SF	$40	**$638**
40883	55.6 to 57.0 feet	Running Slope	5.0-6.0%	6 ft	8	REF		
30336	64.6 to 66.1 feet	**Cross Slope (Driveway)**	2.0-3.0%	6 ft	8	SF	$40	**$330**
30337	71.8 to 74.1 feet	**Cross Slope (Driveway)**	2.0-3.0%	6 ft	13	SF	$40	**$506**

TOTAL COST FOR: SW *side of* **14TH ST** *Starting at:* **VENTURA AVE** **$11,572.00**

Funding Source: TBD **Year to be Completed** TBD

Street Side	Run ID	Survey Street Name	Starting Street Name	End Street Name	Priority
NE	51909261602	15TH ST	ALAMEDA AVE	HUMBOLDT AVE	90

ID	Dist. from Corner	Barrier Type	As-is Measurement/Notes	Sidewalk Width	Qty	Unit	Cost	Total
39832	0.8 to 8.1 feet	Cross Slope (PAR)	2.0-3.0%	6 ft	40	SF	$120	**$4,818**
55934	4.7 to 5.7 feet	**Vertical Change**	.3	6 ft	6	REF		
39835	10.8 to 33.1 feet	Cross Slope (PAR)	3.0-4.0%	6 ft	123	SF	$120	**$14,718**
56611	11.7 to 15.3 feet	**Vertical Change**	.4	6 ft	20	REF		
57505	29.0 to 30.0 feet	**Vertical Change**	1.7	6 ft	6	REF		
39841	36.0 to 37.3 feet	Cross Slope (PAR)	3.0-4.0%	6 ft	7	SF	$120	**$858**
39842	38.8 to 42.6 feet	Cross Slope (PAR)	2.0-3.0%	6 ft	21	SF	$120	**$2,508**
42363	46.6 to 47.6 feet	**Vertical Change**	-.7	6 ft	6	REF		
39844	47.4 to 68.3 feet	Cross Slope (PAR)	2.0-3.0%	6 ft	115	SF	$120	**$13,794**
56612	58.8 to 59.8 feet	**Vertical Change**	.4	6 ft	6	REF		
55936	62.8 to 63.8 feet	**Vertical Change**	.3	6 ft	6	REF		
60375	67.8 to 84.7 feet	Driveway				REF		
56613	68.2 to 69.2 feet	**Vertical Change**	.4	6 ft	6	REF		
39851	74.7 to 80.3 feet	**Cross Slope (Driveway)**	12.0-13.0%	6 ft	31	SF	$40	**$1,232**
56614	76.0 to 77.0 feet	**Vertical Change**	.4	6 ft	6	REF		
39853	80.3 to 81.7 feet	**Cross Slope (Driveway)**	10.0-11.0%	6 ft	8	SF	$40	**$308**
39854	88.5 to 98.0 feet	Cross Slope (PAR)	3.0-4.0%	6 ft	52	SF	$120	**$6,270**
39859	98.8 to 106.4 feet	Cross Slope (PAR)	2.0-3.0%	6 ft	42	SF	$120	**$5,016**
39860	109.3 to 134.9 feet	Cross Slope (PAR)	2.0-3.0%	6 ft	141	SF	$120	**$16,896**
47863	112.8 to 113.8 feet	**Vertical Change**	-.4	6 ft	6	REF		
57371	118.7 to 119.7 feet	**Vertical Change**	1	6 ft	6	REF		
60376	133.9 to 157.3 feet	Driveway				REF		
39868	140.7 to 152.8 feet	**Cross Slope (Driveway)**	9.0-10.0%	6 ft	67	SF	$40	**$2,662**
39872	159.1 to 173.2 feet	Cross Slope (PAR)	2.0-3.0%	6 ft	78	SF	$120	**$9,306**
39875	175.6 to 215.9 feet	Cross Slope (PAR)	2.0-3.0%	6 ft	222	SF	$120	**$26,598**
39885	219.2 to 221.4 feet	Cross Slope (PAR)	2.0-3.0%	6 ft	12	SF	$120	**$1,452**
39886	227.7 to 237.1 feet	Cross Slope (PAR)	2.0-3.0%	6 ft	52	SF	$120	**$6,204**
39888	242.0 to 249.4 feet	Cross Slope (PAR)	2.0-3.0%	6 ft	41	SF	$120	**$4,884**

Funding Source: TBD **Year to be Completed** TBD

Street Side	Run ID	Survey Street Name	Starting Street Name	End Street Name	Priority
NE	51909261602	15TH ST	ALAMEDA AVE	HUMBOLDT AVE	90

ID	Dist. from Corner	Barrier Type	As-is Measurement/Notes	Sidewalk Width	Qty	Unit	Cost	Total
60377	257.6 to 280.3 feet	Driveway				REF		
39890	263.8 to 275.4 feet	Cross Slope (Driveway)	11.0-12.0%	6 ft	64	SF	$40	**$2,552**
39894	276.3 to 277.7 feet	Cross Slope (Driveway)	8.0-9.0%	6 ft	8	SF	$40	**$308**
39895	279.5 to 280.5 feet	Cross Slope (Driveway)	4.0-5.0%	6 ft	6	SF	$40	**$220**
39896	281.0 to 286.2 feet	Cross Slope (PAR)	2.0-3.0%	6 ft	29	SF	$120	**$3,432**
39898	286.2 to 291.3 feet	Cross Slope (PAR)	4.0-5.0%	6 ft	28	SF	$120	**$3,366**
55937	290.3 to 291.3 feet	Vertical Change	.3	6 ft	6	REF		

TOTAL COST FOR: NE *side of* **15TH ST** *Starting at:* **ALAMEDA AVE** **$127,402.00**

Funding Source: TBD **Year to be Completed** TBD

Street Side	Run ID	Survey Street Name	Starting Street Name	End Street Name	Priority
NE	51909261600	15TH ST	COLUSA AVE	ALAMEDA AVE	85

ID	Dist. from Corner	Barrier Type	As-is Measurement/Notes	Sidewalk Width	Qty	Unit	Cost	Total
39778	3.6 to 7.9 feet	Cross Slope (PAR)	2.0-3.0%	6 ft	24	SF	$120	**$2,838**
214	4.7 to 5.7 feet	Continuous Width		6 ft	6	SF	$120	**$660**
39779	10.0 to 13.5 feet	Cross Slope (PAR)	3.0-4.0%	6 ft	19	SF	$120	**$2,310**
39781	19.2 to 20.5 feet	Cross Slope (PAR)	2.0-3.0%	6 ft	7	SF	$120	**$858**
39782	22.7 to 25.3 feet	Cross Slope (PAR)	3.0-4.0%	6 ft	14	SF	$120	**$1,716**
39784	25.9 to 31.1 feet	Cross Slope (PAR)	5.0-6.0%	6 ft	29	SF	$120	**$3,432**
39787	31.1 to 36.3 feet	Cross Slope (PAR)	3.0-4.0%	6 ft	29	SF	$120	**$3,432**
39790	36.3 to 42.1 feet	Cross Slope (PAR)	5.0-6.0%	6 ft	32	SF	$120	**$3,828**
39791	43.8 to 47.1 feet	Cross Slope (PAR)	6.0-7.0%	6 ft	18	SF	$120	**$2,178**
39792	47.4 to 50.8 feet	Cross Slope (PAR)	5.0-6.0%	6 ft	19	SF	$120	**$2,244**
39794	50.8 to 52.5 feet	Cross Slope (PAR)	3.0-4.0%	6 ft	9	SF	$120	**$1,122**
60371	53.3 to 73.6 feet	Driveway				REF		
39795	59.0 to 70.3 feet	Cross Slope (Driveway)	14.0-15.0%	6 ft	62	SF	$40	**$2,486**
39798	75.3 to 76.4 feet	Cross Slope (PAR)	2.0-3.0%	6 ft	6	SF	$120	**$726**
60372	82.3 to 103.5 feet	Driveway				REF		
39799	88.2 to 91.8 feet	Cross Slope (Driveway)	14.0-15.0%	6 ft	20	SF	$40	**$792**
39801	91.8 to 94.6 feet	Cross Slope (Driveway)	12.0-13.0%	6 ft	15	SF	$40	**$616**
39802	97.1 to 101.1 feet	Cross Slope (Driveway)	9.0-10.0%	6 ft	22	SF	$40	**$880**
39804	105.8 to 109.8 feet	Cross Slope (PAR)	2.0-3.0%	6 ft	22	SF	$120	**$2,640**
39805	127.2 to 131.1 feet	Cross Slope (PAR)	2.0-3.0%	6 ft	21	SF	$120	**$2,574**
60373	133.6 to 157.2 feet	Driveway				REF		
39806	137.9 to 139.2 feet	Cross Slope (Driveway)	12.0-13.0%	6 ft	7	SF	$40	**$286**
39807	141.1 to 150.8 feet	Cross Slope (Driveway)	9.0-10.0%	6 ft	53	SF	$40	**$2,134**
39811	151.3 to 153.8 feet	Cross Slope (Driveway)	11.0-12.0%	6 ft	14	SF	$40	**$550**
39812	167.4 to 175.0 feet	Cross Slope (PAR)	2.0-3.0%	6 ft	42	SF	$120	**$5,016**
39815	189.3 to 190.4 feet	Cross Slope (PAR)	2.0-3.0%	6 ft	6	SF	$120	**$726**
39816	196.6 to 206.1 feet	Cross Slope (PAR)	2.0-3.0%	6 ft	52	SF	$120	**$6,270**
55933	206.8 to 207.8 feet	Vertical Change	.3	6 ft	6	LF	$75	**$413**
60374	207.8 to 221.8 feet	Driveway				REF		

Funding Source: TBD **Year to be Completed** TBD

Street Side	Run ID	Survey Street Name	Starting Street Name	End Street Name	Priority
NE	51909261600	15TH ST	COLUSA AVE	ALAMEDA AVE	85

ID	Dist. from Corner	Barrier Type	As-is Measurement/Notes	Sidewalk Width	Qty	Unit	Cost	Total
39819	211.1 to 218.3 feet	Cross Slope (Driveway)	>15%	6 ft	40	SF	$40	**$1,584**
39820	233.2 to 244.5 feet	Cross Slope (PAR)	2.0-3.0%	6 ft	62	SF	$120	**$7,458**
39822	251.3 to 259.6 feet	Cross Slope (PAR)	2.0-3.0%	6 ft	46	SF	$120	**$5,478**
39825	265.3 to 290.5 feet	Cross Slope (PAR)	2.0-3.0%	6 ft	139	SF	$120	**$16,632**
51496	289.8 to 290.8 feet	Vertical Change	-.3	6 ft	6	REF		

TOTAL COST FOR: NE *side of* **15TH ST** *Starting at:* **COLUSA AVE** **$81,878.50**

Funding Source: TBD **Year to be Completed** TBD

Street Side	Run ID	Survey Street Name	Starting Street Name	End Street Name	Priority
SW	51909261553	15TH ST	COOLIDGE AVE	HARDING AVE	45

ID	Dist. from Corner	Barrier Type	As-is Measurement/Notes	Sidewalk Width	Qty	Unit	Cost	Total
39627	0.3 to 17.4 feet	Cross Slope (PAR)	2.0-3.0%	6 ft	94	SF	$120	**$11,286**
39629	17.7 to 25.3 feet	Cross Slope (PAR)	4.0-5.0%	6 ft	42	SF	$120	**$5,016**
60359	20.2 to 74.8 feet	Driveway				REF		
39632	26.9 to 28.6 feet	**Cross Slope (Driveway)**	2.0-3.0%	6 ft	9	SF	$40	**$374**
39633	30.9 to 36.3 feet	**Cross Slope (Driveway)**	2.0-3.0%	6 ft	30	SF	$40	**$1,188**
55928	32.3 to 33.3 feet	**Vertical Change**	.3	6 ft	6	REF		
39635	43.2 to 45.9 feet	**Cross Slope (Driveway)**	2.0-3.0%	6 ft	15	SF	$40	**$594**
39636	52.3 to 60.3 feet	**Cross Slope (Driveway)**	2.0-3.0%	6 ft	44	SF	$40	**$1,760**
51493	64.0 to 65.0 feet	**Vertical Change**	-.3	6 ft	6	REF		
39639	67.7 to 72.2 feet	**Cross Slope (Driveway)**	2.0-3.0%	6 ft	25	SF	$40	**$990**
39640	79.9 to 98.1 feet	Cross Slope (PAR)	2.0-3.0%	6 ft	100	SF	$120	**$12,012**
39645	100.9 to 108.7 feet	Cross Slope (PAR)	3.0-4.0%	6 ft	43	SF	$120	**$5,148**
39648	108.8 to 114.2 feet	Cross Slope (PAR)	2.0-3.0%	6 ft	30	SF	$120	**$3,564**
39649	118.1 to 126.7 feet	Cross Slope (PAR)	2.0-3.0%	6 ft	47	SF	$120	**$5,676**
39652	138.3 to 145.6 feet	Cross Slope (PAR)	2.0-3.0%	6 ft	40	SF	$120	**$4,818**
39654	145.8 to 157.1 feet	Cross Slope (PAR)	4.0-5.0%	6 ft	62	SF	$120	**$7,458**
60360	147.9 to 158.8 feet	Driveway				REF		
39656	158.3 to 161.3 feet	**Cross Slope (Driveway)**	2.0-3.0%	6 ft	17	SF	$40	**$660**
60361	163.5 to 184.0 feet	Driveway				REF		
39657	163.9 to 166.9 feet	**Cross Slope (Driveway)**	2.0-3.0%	6 ft	17	SF	$40	**$660**
39659	175.0 to 193.0 feet	**Cross Slope (Driveway)**	2.0-3.0%	6 ft	99	SF	$40	**$3,960**
60362	187.0 to 214.8 feet	Driveway				REF		
39664	210.1 to 225.0 feet	**Cross Slope (Driveway)**	2.0-3.0%	6 ft	82	SF	$40	**$3,278**
39668	231.4 to 232.5 feet	Cross Slope (PAR)	2.0-3.0%	6 ft	6	SF	$120	**$726**
39669	236.1 to 239.8 feet	Cross Slope (PAR)	2.0-3.0%	6 ft	20	SF	$120	**$2,442**

TOTAL COST FOR: SW *side of* **15TH ST** *Starting at:* **COOLIDGE AVE** **$71,610.00**

Funding Source: TBD **Year to be Completed** TBD

Street Side	Run ID	Survey Street Name	Starting Street Name	End Street Name	Priority
SW	51909251134	15TH ST	DEFENDER ST	ROBERTSON BLVD	123.75

ID	Dist. from Corner	Barrier Type	As-is Measurement/Notes	Sidewalk Width	Qty	Unit	Cost	Total
33860	1.1 to 4.2 feet	Cross Slope (PAR)	2.0-3.0%	6 ft	17	SF	$120	**$2,046**
33862	11.9 to 19.6 feet	Cross Slope (PAR)	2.0-3.0%	6 ft	42	SF	$120	**$5,082**
47776	22.8 to 23.8 feet	**Vertical Change**	-.4	6 ft	6	LF	$75	**$413**
33865	25.5 to 31.0 feet	Cross Slope (PAR)	2.0-3.0%	6 ft	30	SF	$120	**$3,630**
55614	36.8 to 37.8 feet	**Vertical Change**	.3	6 ft	6	LF	$75	**$413**
33868	39.1 to 42.8 feet	Cross Slope (PAR)	2.0-3.0%	6 ft	20	SF	$120	**$2,442**
60013	41.8 to 58.5 feet	Driveway				REF		
33870	47.6 to 57.3 feet	**Cross Slope (Driveway)**	14.0-15.0%	6 ft	53	SF	$40	**$2,134**
41030	58.6 to 59.8 feet	Running Slope	5.0-6.0%	6 ft	7	SF	$120	**$792**
33874	61.8 to 74.2 feet	Cross Slope (PAR)	2.0-3.0%	6 ft	68	SF	$120	**$8,184**
33878	76.6 to 88.2 feet	Cross Slope (PAR)	3.0-4.0%	6 ft	64	SF	$120	**$7,656**
33882	88.6 to 89.6 feet	Cross Slope (PAR)	2.0-3.0%	6 ft	6	SF	$120	**$660**
60014	91.7 to 105.3 feet	Driveway				REF		
33883	95.4 to 102.1 feet	**Cross Slope (Driveway)**	14.0-15.0%	6 ft	37	SF	$40	**$1,474**
33884	106.7 to 107.7 feet	Cross Slope (PAR)	2.0-3.0%	6 ft	6	SF	$120	**$660**
33885	110.0 to 135.5 feet	Cross Slope (PAR)	2.0-3.0%	6 ft	140	SF	$120	**$16,830**
60015	138.0 to 155.4 feet	Driveway				REF		
33892	142.6 to 146.5 feet	**Cross Slope (Driveway)**	13.014	6 ft	21	SF	$40	**$858**
51247	146.8 to 147.8 feet	**Vertical Change**	-.3	6 ft	6	REF		
33894	147.0 to 154.8 feet	**Cross Slope (Driveway)**	11.0-12.0%	6 ft	43	SF	$40	**$1,716**
55615	153.5 to 154.5 feet	**Vertical Change**	.3	6 ft	6	REF		
45415	155.6 to 156.7 feet	**Vertical Change**	-.5	6 ft	6	SF	$75	**$454**
154	157.6 to 158.6 feet	**Continuous Width**		6 ft	6	SF	$120	**$660**
33897	158.2 to 162.6 feet	Cross Slope (PAR)	2.0-3.0%	6 ft	24	SF	$120	**$2,904**
60016	164.6 to 185.8 feet	Driveway				REF		
33898	165.0 to 166.0 feet	**Cross Slope (Driveway)**	3.0-4.0%	6 ft	6	SF	$40	**$220**
41031	166.3 to 167.3 feet	Running Slope	5.0-6.0%	6 ft	6	REF		
33899	169.6 to 173.4 feet	**Cross Slope (Driveway)**	11.0-12.0%	6 ft	21	SF	$40	**$836**
33901	174.0 to 183.3 feet	**Cross Slope (Driveway)**	13.014	6 ft	51	SF	$40	**$2,046**

Funding Source: TBD **Year to be Completed** TBD

Street Side	Run ID	Survey Street Name	Starting Street Name	End Street Name	Priority
SW	51909251134	15TH ST	DEFENDER ST	ROBERTSON BLVD	123.75

ID	Dist. from Corner	Barrier Type	As-is Measurement/Notes	Sidewalk Width	Qty	Unit	Cost	Total
41032	184.8 to 185.8 feet	Running Slope	5.0-6.0%	6 ft	6	REF		
41033	185.8 to 187.2 feet	Running Slope	6.0-7.0%	6 ft	8	REF		
41034	187.2 to 188.3 feet	Running Slope	5.0-6.0%	6 ft	6	REF		
33904	187.3 to 188.3 feet	Cross Slope (PAR)	6.0-7.0%	6 ft	6	SF	$120	**$660**
33905	189.9 to 192.1 feet	Cross Slope (PAR)	3.0-4.0%	6 ft	12	SF	$120	**$1,452**
33906	193.3 to 216.0 feet	Cross Slope (PAR)	2.0-3.0%	6 ft	125	SF	$120	**$14,982**
51249	197.5 to 198.5 feet	**Vertical Change**	-.3	6 ft	6	REF		
33910	218.8 to 274.6 feet	Cross Slope (PAR)	2.0-3.0%	6 ft	307	SF	$120	**$36,828**
60017	276.9 to 294.1 feet	Driveway				REF		
33925	283.3 to 288.2 feet	**Cross Slope (Driveway)**	>15%	6 ft	27	SF	$40	**$1,078**
33927	290.7 to 292.8 feet	**Cross Slope (Driveway)**	13.014	6 ft	12	SF	$40	**$462**
41035	294.0 to 295.3 feet	Running Slope	6.0-7.0%	6 ft	7	REF		
51250	294.4 to 295.4 feet	**Vertical Change**	-.3	6 ft	6	REF		
33929	298.3 to 305.8 feet	Cross Slope (PAR)	2.0-3.0%	6 ft	41	SF	$120	**$4,950**
47777	307.6 to 308.6 feet	**Vertical Change**	-.4	6 ft	6	LF	$75	**$413**
60018	309.3 to 334.3 feet	Driveway				REF		
33931	312.3 to 313.4 feet	**Cross Slope (Driveway)**	3.0-4.0%	6 ft	6	SF	$40	**$242**
33932	317.0 to 335.4 feet	**Cross Slope (Driveway)**	12.0-13.0%	6 ft	101	SF	$40	**$4,048**
33939	339.2 to 352.6 feet	Cross Slope (PAR)	2.0-3.0%	6 ft	74	SF	$120	**$8,844**
33944	355.4 to 356.5 feet	Cross Slope (PAR)	3.0-4.0%	6 ft	6	SF	$120	**$726**
33945	356.5 to 385.4 feet	Cross Slope (PAR)	2.0-3.0%	6 ft	159	SF	$120	**$19,074**
33956	388.5 to 393.5 feet	Cross Slope (PAR)	2.0-3.0%	6 ft	28	SF	$120	**$3,300**
60019	392.0 to 408.0 feet	Driveway				REF		
33958	397.5 to 401.9 feet	**Cross Slope (Driveway)**	14.0-15.0%	6 ft	24	SF	$40	**$968**
33960	401.9 to 404.8 feet	**Cross Slope (Driveway)**	12.0-13.0%	6 ft	16	SF	$40	**$638**
33961	409.3 to 414.8 feet	Cross Slope (PAR)	3.0-4.0%	6 ft	30	SF	$120	**$3,630**
51251	453.5 to 454.5 feet	**Vertical Change**	-.3	6 ft	6	LF	$75	**$413**
55616	483.5 to 484.5 feet	**Vertical Change**	.3	6 ft	6	LF	$75	**$413**

Funding Source: TBD **Year to be Completed** TBD

Street Side	Run ID	Survey Street Name	Starting Street Name	End Street Name	Priority
SW	51909251134	15TH ST	DEFENDER ST	ROBERTSON BLVD	123.75

ID	Dist. from Corner	Barrier Type	As-is Measurement/Notes	Sidewalk Width	Qty	Unit	Cost	Total
33964	484.6 to 485.6 feet	Cross Slope (PAR)	2.0-3.0%	6 ft	6	SF	$120	**$660**
60020	487.0 to 506.9 feet	Driveway				REF		
33965	490.6 to 494.5 feet	**Cross Slope (Driveway)**	13.014	6 ft	21	SF	$40	**$858**
56849	495.7 to 496.7 feet	**Vertical Change**	.5	6 ft	6	REF		
33966	497.7 to 501.4 feet	**Cross Slope (Driveway)**	13.014	6 ft	20	SF	$40	**$814**
57667	497.8 to 498.8 feet	**Vertical Change**	3.5	6 ft	6	REF		
33968	501.4 to 506.7 feet	**Cross Slope (Driveway)**	>15%	6 ft	29	SF	$40	**$1,166**
33970	515.8 to 520.0 feet	Cross Slope (PAR)	4.0-5.0%	6 ft	23	SF	$120	**$2,772**
33972	522.0 to 523.6 feet	Cross Slope (PAR)	6.0-7.0%	6 ft	9	SF	$120	**$1,056**
60021	524.0 to 570.7 feet	Driveway				REF		
33973	525.3 to 527.0 feet	**Cross Slope (Driveway)**	3.0-4.0%	6 ft	9	SF	$40	**$374**
33974	581.9 to 583.1 feet	Cross Slope (PAR)	5.0-6.0%	6 ft	7	SF	$120	**$792**
33975	590.2 to 593.5 feet	Cross Slope (PAR)	3.0-4.0%	6 ft	18	SF	$120	**$2,178**
33977	594.8 to 606.7 feet	Cross Slope (PAR)	2.0-3.0%	6 ft	65	SF	$120	**$7,854**
33980	612.8 to 615.7 feet	Cross Slope (PAR)	2.0-3.0%	6 ft	16	SF	$120	**$1,914**
33982	621.1 to 626.8 feet	Cross Slope (PAR)	2.0-3.0%	6 ft	31	SF	$120	**$3,762**
60022	646.3 to 682.3 feet	Driveway				REF		
33984	652.2 to 669.5 feet	**Cross Slope (Driveway)**	13.014	6 ft	95	SF	$40	**$3,806**
33990	672.3 to 681.3 feet	**Cross Slope (Driveway)**	13.014	6 ft	50	SF	$40	**$1,980**
33993	686.3 to 705.4 feet	Cross Slope (PAR)	2.0-3.0%	6 ft	105	SF	$120	**$12,606**
33999	707.5 to 712.4 feet	Cross Slope (PAR)	3.0-4.0%	6 ft	27	SF	$120	**$3,234**
60023	711.0 to 726.3 feet	Driveway				REF		
34000	717.2 to 721.8 feet	**Cross Slope (Driveway)**	12.0-13.0%	6 ft	25	SF	$40	**$1,012**
34002	721.8 to 723.3 feet	**Cross Slope (Driveway)**	10.0-11.0%	6 ft	8	SF	$40	**$330**
34003	729.0 to 751.8 feet	Cross Slope (PAR)	2.0-3.0%	6 ft	125	SF	$120	**$15,048**
34011	754.8 to 758.6 feet	Cross Slope (PAR)	3.0-4.0%	6 ft	21	SF	$120	**$2,508**
34012	759.0 to 763.3 feet	Cross Slope (PAR)	2.0-3.0%	6 ft	24	SF	$120	**$2,838**
34014	764.3 to 774.4 feet	Cross Slope (PAR)	4.0-5.0%	6 ft	56	SF	$120	**$6,666**
60024	773.8 to 795.2 feet	Driveway				REF		

Funding Source: TBD **Year to be Completed** TBD

Street Side	Run ID	Survey Street Name	Starting Street Name	End Street Name	Priority
SW	51909251134	15TH ST	DEFENDER ST	ROBERTSON BLVD	123.75

ID	Dist. from Corner	Barrier Type	As-is Measurement/Notes	Sidewalk Width	Qty	Unit	Cost	Total
34018	779.9 to 794.3 feet	Cross Slope (Driveway)	14.0-15.0%	6 ft	79	SF	$40	**$3,168**
57572	780.8 to 781.8 feet	Vertical Change	2.6	6 ft	6	REF		
41036	794.7 to 795.8 feet	Running Slope	5.0-6.0%	6 ft	6	REF		
34022	800.7 to 819.9 feet	Cross Slope (PAR)	3.0-4.0%	6 ft	106	SF	$120	**$12,672**
60025	819.6 to 849.8 feet	Driveway				REF		
57599	821.2 to 822.2 feet	Vertical Change	2.9	6 ft	6	REF		
34026	824.0 to 825.3 feet	Cross Slope (Driveway)	>15%	6 ft	7	SF	$40	**$286**
34027	828.1 to 834.0 feet	Cross Slope (Driveway)	13.014	6 ft	32	SF	$40	**$1,298**
34030	835.0 to 849.8 feet	Cross Slope (Driveway)	11.0-12.0%	6 ft	81	SF	$40	**$3,256**
34037	853.8 to 856.1 feet	Cross Slope (PAR)	2.0-3.0%	6 ft	13	SF	$120	**$1,518**
34038	861.5 to 864.5 feet	Cross Slope (PAR)	3.0-4.0%	6 ft	17	SF	$120	**$1,980**
34039	865.9 to 867.2 feet	Cross Slope (PAR)	6.0-7.0%	6 ft	7	SF	$120	**$858**

TOTAL COST FOR: SW *side of* **15TH ST** *Starting at:* **DEFENDER ST** **$264,492.25**

Funding Source: TBD **Year to be Completed** TBD

Street Side	Run ID	Survey Street Name	Starting Street Name	End Street Name	Priority
SW	51909261554	15TH ST	HARDING AVE	TRUMAN DR	30

ID	Dist. from Corner	Barrier Type	As-is Measurement/Notes	Sidewalk Width	Qty	Unit	Cost	Total
60363	5.4 to 32.5 feet	Driveway				REF		
39670	8.0 to 9.1 feet	Cross Slope (Driveway)	2.0-3.0%	6 ft	6	SF	$40	**$242**
39671	15.4 to 27.2 feet	Cross Slope (Driveway)	2.0-3.0%	6 ft	65	SF	$40	**$2,596**
39674	30.1 to 39.0 feet	Cross Slope (Driveway)	2.0-3.0%	6 ft	49	SF	$40	**$1,958**
60364	50.0 to 119.3 feet	Driveway				REF		
39677	52.9 to 54.8 feet	Cross Slope (Driveway)	2.0-3.0%	6 ft	10	SF	$40	**$418**
39678	62.1 to 68.0 feet	Cross Slope (Driveway)	2.0-3.0%	6 ft	32	SF	$40	**$1,298**
39681	113.9 to 117.4 feet	Cross Slope (Driveway)	2.0-3.0%	6 ft	19	SF	$40	**$770**

TOTAL COST FOR: SW *side of* **15TH ST** *Starting at:* **HARDING AVE** **$7,282.00**

Funding Source: TBD **Year to be Completed** TBD

Street Side	Run ID	Survey Street Name	Starting Street Name	End Street Name	Priority
SW	51909261551	15TH ST	HOOVER AVE	COOLIDGE AVE	51

ID	Dist. from Corner	Barrier Type	As-is Measurement/Notes	Sidewalk Width	Qty	Unit	Cost	Total
39567	2.0 to 3.8 feet	Cross Slope (PAR)	2.0-3.0%	6 ft	10	SF	$120	**$1,188**
56610	2.3 to 3.3 feet	**Vertical Change**	.4	6 ft	6	REF		
39568	10.7 to 31.4 feet	Cross Slope (PAR)	3.0-4.0%	6 ft	114	SF	$120	**$13,662**
39575	32.0 to 52.5 feet	Cross Slope (PAR)	2.0-3.0%	6 ft	113	SF	$120	**$13,530**
39582	65.3 to 70.8 feet	Cross Slope (PAR)	2.0-3.0%	6 ft	30	SF	$120	**$3,630**
39583	73.9 to 84.4 feet	Cross Slope (PAR)	2.0-3.0%	6 ft	58	SF	$120	**$6,930**
60356	85.1 to 130.7 feet	Driveway				REF		
39585	87.3 to 91.3 feet	**Cross Slope (Driveway)**	2.0-3.0%	6 ft	22	SF	$40	**$880**
39587	93.5 to 119.9 feet	**Cross Slope (Driveway)**	2.0-3.0%	6 ft	145	SF	$40	**$5,808**
39596	120.9 to 135.4 feet	**Cross Slope (Driveway)**	4.0-5.0%	6 ft	80	SF	$40	**$3,190**
39604	150.3 to 167.5 feet	Cross Slope (PAR)	4.0-5.0%	6 ft	95	SF	$120	**$11,352**
39609	168.8 to 205.3 feet	Cross Slope (PAR)	2.0-3.0%	6 ft	201	SF	$120	**$24,090**
60358	203.3 to 234.0 feet	Driveway				REF		
39617	208.0 to 211.4 feet	**Cross Slope (Driveway)**	2.0-3.0%	6 ft	19	SF	$40	**$748**
57620	214.3 to 215.3 feet	**Vertical Change**	3.1	6 ft	6	REF		
39618	214.7 to 238.1 feet	**Cross Slope (Driveway)**	2.0-3.0%	6 ft	129	SF	$40	**$5,148**
39625	279.4 to 286.4 feet	Cross Slope (PAR)	2.0-3.0%	6 ft	39	SF	$120	**$4,620**

TOTAL COST FOR: SW *side of* **15TH ST** *Starting at:* **HOOVER AVE** **$94,776.00**

Funding Source: TBD **Year to be Completed** TBD

Street Side	Run ID	Survey Street Name	Starting Street Name	End Street Name	Priority
NE	51909261604	15TH ST	HUMBOLDT AVE	ORANGE AVE	93.25

ID	Dist. from Corner	Barrier Type	As-is Measurement/Notes	Sidewalk Width	Qty	Unit	Cost	Total
39899	0.0 to 5.3 feet	Cross Slope (PAR)	2.0-3.0%	6 ft	29	SF	$120	**$3,498**
41157	0.4 to 1.8 feet	Running Slope	5.0-6.0%	6 ft	8	REF		
39901	14.7 to 20.4 feet	Cross Slope (PAR)	2.0-3.0%	6 ft	31	SF	$120	**$3,762**
56905	19.3 to 20.3 feet	**Vertical Change**	.5	6 ft	6	REF		
39903	23.4 to 49.6 feet	Cross Slope (PAR)	3.0-4.0%	6 ft	144	SF	$120	**$17,292**
57224	23.6 to 24.6 feet	**Vertical Change**	.7	6 ft	6	REF		
39910	49.8 to 70.8 feet	Cross Slope (PAR)	2.0-3.0%	6 ft	116	SF	$120	**$13,860**
60378	67.8 to 88.8 feet	Driveway				REF		
39916	74.2 to 78.6 feet	**Cross Slope (Driveway)**	12.0-13.0%	6 ft	24	SF	$40	**$968**
39918	80.3 to 86.3 feet	**Cross Slope (Driveway)**	10.0-11.0%	6 ft	33	SF	$40	**$1,320**
41158	90.5 to 92.9 feet	Running Slope	5.0-6.0%	6 ft	13	SF	$120	**$1,584**
39921	97.2 to 103.9 feet	Cross Slope (PAR)	2.0-3.0%	6 ft	37	SF	$120	**$4,422**
39923	106.0 to 117.2 feet	Cross Slope (PAR)	2.0-3.0%	6 ft	62	SF	$120	**$7,392**
39926	119.8 to 135.2 feet	Cross Slope (PAR)	2.0-3.0%	6 ft	85	SF	$120	**$10,164**
60379	133.9 to 156.8 feet	Driveway				REF		
39930	138.7 to 146.3 feet	**Cross Slope (Driveway)**	>15%	6 ft	42	SF	$40	**$1,672**
39934	146.3 to 154.4 feet	**Cross Slope (Driveway)**	13.014	6 ft	45	SF	$40	**$1,782**
39936	158.8 to 163.2 feet	Cross Slope (PAR)	2.0-3.0%	6 ft	24	SF	$120	**$2,904**
41159	160.1 to 161.3 feet	Running Slope	5.0-6.0%	6 ft	7	REF		
39938	164.3 to 169.7 feet	Cross Slope (PAR)	4.0-5.0%	6 ft	30	SF	$120	**$3,564**
39940	170.8 to 182.4 feet	Cross Slope (PAR)	6.0-7.0%	6 ft	64	SF	$120	**$7,656**
60380	184.9 to 229.8 feet	Driveway				REF		
39943	185.8 to 187.8 feet	**Cross Slope (Driveway)**	7.0-8.0%	6 ft	11	SF	$40	**$440**
39944	190.9 to 206.0 feet	**Cross Slope (Driveway)**	>15%	6 ft	83	SF	$40	**$3,322**
39947	206.0 to 218.1 feet	**Cross Slope (Driveway)**	13.014	6 ft	67	SF	$40	**$2,662**
39952	218.1 to 219.5 feet	**Cross Slope (Driveway)**	11.0-12.0%	6 ft	8	SF	$40	**$308**
39953	221.1 to 226.3 feet	**Cross Slope (Driveway)**	13.014	6 ft	29	SF	$40	**$1,144**
39955	251.8 to 265.8 feet	Cross Slope (PAR)	2.0-3.0%	6 ft	77	SF	$120	**$9,240**

Funding Source: TBD **Year to be Completed** TBD

Street Side	Run ID	Survey Street Name	Starting Street Name	End Street Name	Priority
NE	51909261604	15TH ST	HUMBOLDT AVE	ORANGE AVE	93.25

ID	Dist. from Corner	Barrier Type	As-is Measurement/Notes	Sidewalk Width	Qty	Unit	Cost	Total
39958	275.3 to 291.2 feet	Cross Slope (PAR)	2.0-3.0%	6 ft	87	SF	$120	**$10,494**
41160	289.5 to 290.8 feet	Running Slope	5.0-6.0%	6 ft	7	REF		
41161	290.8 to 291.8 feet	Running Slope	6.0-7.0%	6 ft	6	REF		

TOTAL COST FOR: NE *side of* **15TH ST** *Starting at:* **HUMBOLDT AVE** **$109,450.00**

Funding Source: TBD **Year to be Completed** TBD

Street Side	Run ID	Survey Street Name	Starting Street Name	End Street Name	Priority
NE	51909251051	15TH ST	KINGS AVE	RIVERSIDE AVE	100.25

ID	Dist. from Corner	Barrier Type	As-is Measurement/Notes	Sidewalk Width	Qty	Unit	Cost	Total
51229	0.2 to 1.2 feet	Vertical Change	-.3	6 ft	6	LF	$75	$413
33266	15.6 to 19.8 feet	Cross Slope (PAR)	2.0-3.0%	6 ft	23	SF	$120	$2,772
150	20.3 to 21.3 feet	Protruding Object		6 ft	6	JOB	$99	$99
47774	48.3 to 49.3 feet	Vertical Change	-.4	6 ft	6	LF	$75	$413
59983	82.0 to 102.3 feet	Driveway				REF		
33267	88.3 to 100.2 feet	Cross Slope (Driveway)	12.0-13.0%	6 ft	65	SF	$40	$2,618
33270	121.5 to 126.6 feet	Cross Slope (PAR)	2.0-3.0%	6 ft	28	SF	$120	$3,366
59984	132.3 to 157.2 feet	Driveway				REF		
33271	132.5 to 134.7 feet	Cross Slope (Driveway)	2.0-3.0%	6 ft	12	SF	$40	$484
33272	139.7 to 144.2 feet	Cross Slope (Driveway)	13.014	6 ft	25	SF	$40	$990
33274	146.4 to 150.4 feet	Cross Slope (Driveway)	10.0-11.0%	6 ft	22	SF	$40	$880
33276	150.4 to 156.6 feet	Cross Slope (Driveway)	12.0-13.0%	6 ft	34	SF	$40	$1,364
41019	158.5 to 159.6 feet	Running Slope	6.0-7.0%	6 ft	6	SF	$120	$726
33279	161.7 to 162.7 feet	Cross Slope (PAR)	3.0-4.0%	6 ft	6	SF	$120	$660
33280	162.7 to 168.4 feet	Cross Slope (PAR)	2.0-3.0%	6 ft	31	SF	$120	$3,762
33283	175.2 to 187.3 feet	Cross Slope (PAR)	2.0-3.0%	6 ft	67	SF	$120	$7,986
33287	189.7 to 198.8 feet	Cross Slope (PAR)	2.0-3.0%	6 ft	50	SF	$120	$6,006
59985	199.1 to 232.0 feet	Driveway				REF		
33288	205.1 to 213.3 feet	Cross Slope (Driveway)	13.014	6 ft	45	SF	$40	$1,804
33292	215.8 to 230.2 feet	Cross Slope (Driveway)	13.014	6 ft	79	SF	$40	$3,168
51230	243.6 to 244.6 feet	Vertical Change	-.3	6 ft	6	LF	$75	$413
56846	276.8 to 277.8 feet	Vertical Change	.5	6 ft	6	SF	$75	$413
51231	287.3 to 288.3 feet	Vertical Change	-.3	6 ft	6	LF	$75	$413

TOTAL COST FOR: NE *side of* **15TH ST** *Starting at:* **KINGS AVE** **$38,747.50**

Funding Source: TBD **Year to be Completed** TBD

Street Side	Run ID	Survey Street Name	Starting Street Name	End Street Name	Priority
NE	51909251056	15TH ST	LAKE AVE	MONTEREY AVE	88.25

ID	Dist. from Corner	Barrier Type	As-is Measurement/Notes	Sidewalk Width	Qty	Unit	Cost	Total
33359	3.2 to 4.6 feet	Cross Slope (PAR)	2.0-3.0%	6 ft	8	SF	$120	**$924**
33360	27.3 to 28.7 feet	Cross Slope (PAR)	2.0-3.0%	6 ft	8	SF	$120	**$924**
55602	29.8 to 30.8 feet	**Vertical Change**	.3	6 ft	6	LF	$75	**$413**
33361	30.9 to 40.1 feet	Cross Slope (PAR)	2.0-3.0%	6 ft	51	SF	$120	**$6,072**
59989	38.8 to 59.3 feet	Driveway				REF		
33364	44.4 to 52.6 feet	**Cross Slope (Driveway)**	13.014	6 ft	45	SF	$40	**$1,804**
33367	54.1 to 56.3 feet	**Cross Slope (Driveway)**	>15%	6 ft	12	SF	$40	**$484**
41023	59.5 to 60.5 feet	Running Slope	5.0-6.0%	6 ft	6	SF	$120	**$660**
33369	61.9 to 65.3 feet	Cross Slope (PAR)	4.0-5.0%	6 ft	19	SF	$120	**$2,244**
59990	65.8 to 88.2 feet	Driveway				REF		
56481	66.9 to 67.9 feet	**Vertical Change**	.4	6 ft	6	REF		
33371	70.9 to 78.9 feet	**Cross Slope (Driveway)**	>15%	6 ft	44	SF	$40	**$1,760**
51234	79.0 to 80.0 feet	**Vertical Change**	-.3	6 ft	6	REF		
33373	79.3 to 84.2 feet	**Cross Slope (Driveway)**	13.014	6 ft	27	SF	$40	**$1,078**
33375	84.5 to 87.6 feet	**Cross Slope (Driveway)**	11.0-12.0%	6 ft	17	SF	$40	**$682**
33377	91.1 to 96.3 feet	Cross Slope (PAR)	2.0-3.0%	6 ft	29	SF	$120	**$3,432**
33378	98.7 to 108.0 feet	Cross Slope (PAR)	2.0-3.0%	6 ft	51	SF	$120	**$6,138**
51235	104.5 to 105.5 feet	**Vertical Change**	-.3	6 ft	6	REF		
33382	111.0 to 114.7 feet	Cross Slope (PAR)	3.0-4.0%	6 ft	20	SF	$120	**$2,442**
33384	117.8 to 132.0 feet	Cross Slope (PAR)	3.0-4.0%	6 ft	78	SF	$120	**$9,372**
151	125.0 to 126.0 feet	**Protruding Object**		6 ft	6	JOB	$99	**$99**
59991	129.7 to 153.3 feet	Driveway				REF		
33387	136.9 to 148.0 feet	**Cross Slope (Driveway)**	10.0-11.0%	6 ft	61	SF	$40	**$2,442**
33392	148.7 to 150.4 feet	**Cross Slope (Driveway)**	12.0-13.0%	6 ft	9	SF	$40	**$374**
33393	150.9 to 151.9 feet	**Cross Slope (Driveway)**	14.0-15.0%	6 ft	6	SF	$40	**$220**
41024	151.5 to 152.9 feet	Running Slope	6.0-7.0%	6 ft	8	REF		
33394	155.8 to 159.0 feet	Cross Slope (PAR)	3.0-4.0%	6 ft	18	SF	$120	**$2,112**
33396	162.0 to 166.3 feet	Cross Slope (PAR)	4.0-5.0%	6 ft	24	SF	$120	**$2,838**

Funding Source: TBD **Year to be Completed** TBD

Street Side	Run ID	Survey Street Name	Starting Street Name	End Street Name	Priority
NE	51909251056	15TH ST	LAKE AVE	MONTEREY AVE	88.25

ID	Dist. from Corner	Barrier Type	As-is Measurement/Notes	Sidewalk Width	Qty	Unit	Cost	Total
33398	169.8 to 171.0 feet	Cross Slope (PAR)	2.0-3.0%	6 ft	7	SF	$120	**$792**
33399	176.3 to 183.0 feet	Cross Slope (PAR)	3.0-4.0%	6 ft	37	SF	$120	**$4,422**
33401	184.3 to 185.8 feet	Cross Slope (PAR)	2.0-3.0%	6 ft	8	SF	$120	**$990**
59992	184.8 to 210.4 feet	Driveway				REF		
33402	186.7 to 187.8 feet	**Cross Slope (Driveway)**	4.0-5.0%	6 ft	6	SF	$40	**$242**
33403	189.6 to 194.8 feet	**Cross Slope (Driveway)**	8.0-9.0%	6 ft	29	SF	$40	**$1,144**
33405	194.8 to 208.8 feet	**Cross Slope (Driveway)**	10.0-11.0%	6 ft	77	SF	$40	**$3,080**
41025	208.7 to 209.7 feet	Running Slope	5.0-6.0%	6 ft	6	REF		
33409	212.3 to 213.6 feet	Cross Slope (PAR)	2.0-3.0%	6 ft	7	SF	$120	**$858**
33410	217.4 to 250.1 feet	Cross Slope (PAR)	2.0-3.0%	6 ft	180	SF	$120	**$21,582**
33418	252.8 to 283.8 feet	Cross Slope (PAR)	2.0-3.0%	6 ft	171	SF	$120	**$20,460**

TOTAL COST FOR: NE *side of* **15TH ST** *Starting at:* **LAKE AVE** **$100,083.50**

Funding Source: TBD **Year to be Completed** TBD

Street Side	Run ID	Survey Street Name	Starting Street Name	End Street Name	Priority
NE	51909251116	15TH ST	MONTEREY AVE	SONOMA AVE	82

ID	Dist. from Corner	Barrier Type	As-is Measurement/Notes	Sidewalk Width	Qty	Unit	Cost	Total
33450	3.2 to 21.8 feet	Cross Slope (PAR)	2.0-3.0%	6 ft	102	SF	$120	**$12,276**
55605	22.8 to 23.8 feet	**Vertical Change**	.3	6 ft	6	LF	$75	**$413**
33452	29.7 to 39.8 feet	Cross Slope (PAR)	2.0-3.0%	6 ft	56	SF	$120	**$6,666**
33455	42.3 to 59.4 feet	Cross Slope (PAR)	2.0-3.0%	6 ft	94	SF	$120	**$11,286**
59995	60.9 to 78.7 feet	Driveway				REF		
33457	66.3 to 73.3 feet	**Cross Slope (Driveway)**	9.0-10.0%	6 ft	39	SF	$40	**$1,540**
33459	74.0 to 76.8 feet	**Cross Slope (Driveway)**	11.0-12.0%	6 ft	15	SF	$40	**$616**
33460	85.3 to 95.8 feet	Cross Slope (PAR)	2.0-3.0%	6 ft	58	SF	$120	**$6,930**
33461	112.0 to 130.1 feet	Cross Slope (PAR)	2.0-3.0%	6 ft	100	SF	$120	**$11,946**
55606	129.1 to 130.1 feet	**Vertical Change**	.3	6 ft	6	REF		
59996	129.9 to 151.8 feet	Driveway				REF		
33465	134.4 to 148.8 feet	**Cross Slope (Driveway)**	12.0-13.0%	6 ft	79	SF	$40	**$3,168**
33470	160.8 to 180.8 feet	Cross Slope (PAR)	2.0-3.0%	6 ft	110	SF	$120	**$13,200**
33475	183.6 to 186.1 feet	Cross Slope (PAR)	2.0-3.0%	6 ft	14	SF	$120	**$1,650**
33476	190.4 to 194.0 feet	Cross Slope (PAR)	2.0-3.0%	6 ft	20	SF	$120	**$2,376**
33478	196.1 to 207.2 feet	Cross Slope (PAR)	2.0-3.0%	6 ft	61	SF	$120	**$7,326**
59997	205.8 to 225.8 feet	Driveway				REF		
33481	211.8 to 224.8 feet	**Cross Slope (Driveway)**	12.0-13.0%	6 ft	72	SF	$40	**$2,860**
33484	228.8 to 233.2 feet	Cross Slope (PAR)	3.0-4.0%	6 ft	24	SF	$120	**$2,904**
33485	234.3 to 238.2 feet	Cross Slope (PAR)	2.0-3.0%	6 ft	21	SF	$120	**$2,574**
33487	238.3 to 239.5 feet	Cross Slope (PAR)	4.0-5.0%	6 ft	7	SF	$120	**$792**
33488	242.0 to 272.5 feet	Cross Slope (PAR)	4.0-5.0%	6 ft	168	SF	$120	**$20,130**
51237	252.7 to 253.7 feet	**Vertical Change**	-.3	6 ft	6	REF		
33498	276.3 to 283.5 feet	Cross Slope (PAR)	4.0-5.0%	6 ft	40	SF	$120	**$4,752**
51238	280.7 to 281.7 feet	**Vertical Change**	-.3	6 ft	6	REF		

TOTAL COST FOR: NE *side of* **15TH ST** *Starting at:* **MONTEREY AVE** **$113,404.50**

Funding Source: TBD **Year to be Completed** TBD

Street Side	Run ID	Survey Street Name	Starting Street Name	End Street Name	Priority
NE	51909261542	15TH ST	ORANGE AVE	TRINITY AVE	86

ID	Dist. from Corner	Barrier Type	As-is Measurement/Notes	Sidewalk Width	Qty	Unit	Cost	Total
39337	0.1 to 6.2 feet	Cross Slope (PAR)	2.0-3.0%	6 ft	34	SF	$120	**$4,026**
47857	3.6 to 4.6 feet	**Vertical Change**	-.4	6 ft	5	REF		
51485	7.4 to 8.4 feet	**Vertical Change**	-.3	6 ft	6	LF	$75	**$413**
39339	40.8 to 51.8 feet	Cross Slope (PAR)	2.0-3.0%	6 ft	61	SF	$120	**$7,260**
39341	57.4 to 64.3 feet	Cross Slope (PAR)	2.0-3.0%	6 ft	38	SF	$120	**$4,554**
39343	86.0 to 90.7 feet	Cross Slope (PAR)	2.0-3.0%	6 ft	26	SF	$120	**$3,102**
39344	94.6 to 98.5 feet	Cross Slope (PAR)	2.0-3.0%	6 ft	21	SF	$120	**$2,574**
60342	97.3 to 119.8 feet	Driveway				REF		
39346	102.4 to 108.7 feet	**Cross Slope (Driveway)**	13.014	6 ft	35	SF	$40	**$1,386**
39349	110.8 to 117.2 feet	**Cross Slope (Driveway)**	13.014	6 ft	35	SF	$40	**$1,408**
39350	125.8 to 134.4 feet	Cross Slope (PAR)	2.0-3.0%	6 ft	47	SF	$120	**$5,676**
60343	133.9 to 155.8 feet	Driveway				REF		
39354	138.1 to 139.4 feet	**Cross Slope (Driveway)**	14.0-15.0%	6 ft	7	SF	$40	**$286**
39355	140.2 to 147.9 feet	**Cross Slope (Driveway)**	12.0-13.0%	6 ft	42	SF	$40	**$1,694**
39357	148.8 to 151.8 feet	**Cross Slope (Driveway)**	10.0-11.0%	6 ft	17	SF	$40	**$660**
51486	195.3 to 196.3 feet	**Vertical Change**	-.3	6 ft	6	LF	$75	**$413**
39359	210.1 to 221.2 feet	Cross Slope (PAR)	2.0-3.0%	6 ft	61	SF	$120	**$7,326**
55922	260.1 to 261.1 feet	**Vertical Change**	.3	6 ft	6	LF	$75	**$413**
39363	286.6 to 288.8 feet	Cross Slope (PAR)	2.0-3.0%	6 ft	12	SF	$120	**$1,452**
57616	288.3 to 289.3 feet	**Vertical Change**	3	6 ft	6	REF		

TOTAL COST FOR: NE *side of* **15TH ST** *Starting at:* **ORANGE AVE** **$42,641.50**

Funding Source: TBD **Year to be Completed** TBD

Street Side	Run ID	Survey Street Name	Starting Street Name	End Street Name	Priority
NE	51909251054	15TH ST	RIVERSIDE AVE	LAKE AVE	116.25

ID	Dist. from Corner	Barrier Type	As-is Measurement/Notes	Sidewalk Width	Qty	Unit	Cost	Total
33296	0.0 to 5.5 feet	Cross Slope (PAR)	4.0-5.0%	6 ft	30	SF	$120	**$3,630**
33299	22.9 to 24.4 feet	Cross Slope (PAR)	2.0-3.0%	6 ft	8	SF	$120	**$990**
33300	47.5 to 84.4 feet	Cross Slope (PAR)	2.0-3.0%	6 ft	203	SF	$120	**$24,354**
33310	88.2 to 95.0 feet	Cross Slope (PAR)	2.0-3.0%	6 ft	37	SF	$120	**$4,488**
51232	92.4 to 93.4 feet	**Vertical Change**	-.3	6 ft	6	REF		
33312	96.3 to 99.5 feet	Cross Slope (PAR)	4.0-5.0%	6 ft	18	SF	$120	**$2,112**
59986	98.5 to 119.6 feet	Driveway				REF		
33313	105.3 to 112.7 feet	**Cross Slope (Driveway)**	14.0-15.0%	6 ft	41	SF	$40	**$1,628**
33315	114.8 to 118.8 feet	**Cross Slope (Driveway)**	14.0-15.0%	6 ft	22	SF	$40	**$880**
51233	120.0 to 121.0 feet	**Vertical Change**	-.3	6 ft	6	REF		
41020	122.0 to 123.5 feet	Running Slope	7.0-8.0%	6 ft	8	REF		
33316	122.2 to 132.0 feet	Cross Slope (PAR)	7.0-8.0%	6 ft	54	SF	$120	**$6,468**
59987	131.1 to 151.9 feet	Driveway				REF		
41491	132.7 to 133.7 feet	**Vertical Change**	-1.1	6 ft	6	REF		
33319	135.1 to 136.2 feet	**Cross Slope (Driveway)**	8.0-9.0%	6 ft	6	SF	$40	**$242**
33320	139.1 to 151.4 feet	**Cross Slope (Driveway)**	13.014	6 ft	68	SF	$40	**$2,706**
41021	152.2 to 153.6 feet	Running Slope	6.0-7.0%	6 ft	8	REF		
33325	161.1 to 194.7 feet	Cross Slope (PAR)	2.0-3.0%	6 ft	185	SF	$120	**$22,176**
56847	185.1 to 186.1 feet	**Vertical Change**	.5	6 ft	6	REF		
33333	196.8 to 206.6 feet	Cross Slope (PAR)	2.0-3.0%	6 ft	54	SF	$120	**$6,468**
33338	207.4 to 215.4 feet	Cross Slope (PAR)	4.0-5.0%	6 ft	44	SF	$120	**$5,280**
33341	216.9 to 225.5 feet	Cross Slope (PAR)	2.0-3.0%	6 ft	47	SF	$120	**$5,676**
33344	226.3 to 251.4 feet	Cross Slope (PAR)	5.0-6.0%	6 ft	138	SF	$120	**$16,566**
55601	254.0 to 255.0 feet	**Vertical Change**	.3	6 ft	6	REF		
33349	254.0 to 255.3 feet	Cross Slope (PAR)	3.0-4.0%	6 ft	7	SF	$120	**$858**
33350	257.5 to 277.9 feet	Cross Slope (PAR)	4.0-5.0%	6 ft	112	SF	$120	**$13,464**
59988	275.8 to 293.5 feet	Driveway				REF		
41022	278.6 to 279.9 feet	Running Slope	5.0-6.0%	6 ft	7	REF		

Funding Source: TBD **Year to be Completed** TBD

Street Side	Run ID	Survey Street Name	Starting Street Name	End Street Name	Priority
NE	51909251054	15TH ST	RIVERSIDE AVE	LAKE AVE	116.25

ID	Dist. from Corner	Barrier Type	As-is Measurement/Notes	Sidewalk Width	Qty	Unit	Cost	Total
33356	282.8 to 291.4 feet	Cross Slope (Driveway)	14.0-15.0%	6 ft	47	SF	$40	**$1,892**

TOTAL COST FOR: NE *side of* **15TH ST** *Starting at:* **RIVERSIDE AVE** **$119,878.00**

Funding Source: TBD **Year to be Completed** TBD

Street Side	Run ID	Survey Street Name	Starting Street Name	End Street Name	Priority
SW	51909251138	15TH ST	ROBERTSON BLVD	KINGS AVE	107.5

ID	Dist. from Corner	Barrier Type	As-is Measurement/Notes	Sidewalk Width	Qty	Unit	Cost	Total
34040	0.0 to 16.3 feet	Cross Slope (PAR)	4.0-5.0%	6 ft	90	SF	$120	**$10,758**
34045	20.2 to 36.8 feet	Cross Slope (PAR)	2.0-3.0%	6 ft	91	SF	$120	**$10,956**
34051	36.8 to 50.5 feet	Cross Slope (PAR)	4.0-5.0%	6 ft	75	SF	$120	**$9,042**
60026	48.8 to 66.4 feet	Driveway				REF		
34057	55.7 to 59.6 feet	**Cross Slope (Driveway)**	11.0-12.0%	6 ft	21	SF	$40	**$858**
34059	62.0 to 64.3 feet	**Cross Slope (Driveway)**	11.0-12.0%	6 ft	13	SF	$40	**$506**
34061	71.2 to 73.9 feet	Cross Slope (PAR)	2.0-3.0%	6 ft	15	SF	$120	**$1,782**
34063	73.9 to 80.7 feet	Cross Slope (PAR)	4.0-5.0%	6 ft	37	SF	$120	**$4,488**
45416	80.0 to 81.3 feet	**Vertical Change**	-.5	6 ft	7	REF		
56483	80.8 to 81.8 feet	**Vertical Change**	.4	6 ft	6	LF	$75	**$413**
34067	84.0 to 93.9 feet	Cross Slope (PAR)	4.0-5.0%	6 ft	54	SF	$120	**$6,534**
34071	97.4 to 99.1 feet	Cross Slope (PAR)	3.0-4.0%	6 ft	9	SF	$120	**$1,122**
60027	98.5 to 124.8 feet	Driveway				REF		
34072	103.8 to 112.4 feet	**Cross Slope (Driveway)**	10.0-11.0%	6 ft	47	SF	$40	**$1,892**
34075	114.9 to 123.6 feet	**Cross Slope (Driveway)**	9.0-10.0%	6 ft	48	SF	$40	**$1,914**
34077	127.0 to 139.0 feet	Cross Slope (PAR)	3.0-4.0%	6 ft	66	SF	$120	**$7,920**
34080	139.2 to 141.9 feet	Cross Slope (PAR)	5.0-6.0%	6 ft	15	SF	$120	**$1,782**
60028	140.8 to 161.8 feet	Driveway				REF		
34082	147.5 to 148.5 feet	**Cross Slope (Driveway)**	2.0-3.0%	6 ft	6	SF	$40	**$220**
34083	163.1 to 166.3 feet	Cross Slope (PAR)	2.0-3.0%	6 ft	18	SF	$120	**$2,112**
34085	169.3 to 170.6 feet	Cross Slope (PAR)	4.0-5.0%	6 ft	7	SF	$120	**$858**
34086	174.3 to 180.6 feet	Cross Slope (PAR)	3.0-4.0%	6 ft	35	SF	$120	**$4,158**
34088	182.3 to 197.8 feet	Cross Slope (PAR)	2.0-3.0%	6 ft	85	SF	$120	**$10,230**
51252	199.7 to 200.7 feet	**Vertical Change**	-.3	6 ft	6	REF		
34092	200.6 to 208.0 feet	Cross Slope (PAR)	3.0-4.0%	6 ft	41	SF	$120	**$4,884**
34094	208.2 to 218.3 feet	Cross Slope (PAR)	2.0-3.0%	6 ft	56	SF	$120	**$6,666**
34096	218.3 to 219.9 feet	Cross Slope (PAR)	4.0-5.0%	6 ft	9	SF	$120	**$1,056**
60029	220.8 to 240.3 feet	Driveway				REF		
34097	224.4 to 229.3 feet	**Cross Slope (Driveway)**	11.0-12.0%	6 ft	27	SF	$40	**$1,078**

Funding Source: TBD **Year to be Completed** TBD

Street Side	Run ID	Survey Street Name	Starting Street Name	End Street Name	Priority
SW	51909251138	15TH ST	ROBERTSON BLVD	KINGS AVE	107.5

ID	Dist. from Corner	Barrier Type	As-is Measurement/Notes	Sidewalk Width	Qty	Unit	Cost	Total
34099	231.5 to 239.3 feet	Cross Slope (Driveway)	9.0-10.0%	6 ft	43	SF	$40	**$1,716**
57273	245.0 to 246.0 feet	Vertical Change	.8	6 ft	6	SF	$75	**$413**
34102	247.6 to 253.1 feet	Cross Slope (PAR)	2.0-3.0%	6 ft	30	SF	$120	**$3,630**
34103	256.9 to 260.9 feet	Cross Slope (PAR)	2.0-3.0%	6 ft	22	SF	$120	**$2,640**
51253	266.3 to 267.3 feet	Vertical Change	-.3	6 ft	6	REF		
34105	267.3 to 268.3 feet	Cross Slope (PAR)	2.0-3.0%	6 ft	6	SF	$120	**$660**
34106	272.8 to 275.3 feet	Cross Slope (PAR)	2.0-3.0%	6 ft	14	SF	$120	**$1,650**
34107	279.9 to 285.3 feet	Cross Slope (PAR)	2.0-3.0%	6 ft	30	SF	$120	**$3,564**
34108	290.0 to 295.7 feet	Cross Slope (PAR)	2.0-3.0%	6 ft	31	SF	$120	**$3,762**
34111	295.7 to 300.8 feet	Cross Slope (PAR)	4.0-5.0%	6 ft	28	SF	$120	**$3,366**

TOTAL COST FOR: SW *side of* **15TH ST** *Starting at:* **ROBERTSON BLVD** **$112,629.00**

Funding Source: TBD **Year to be Completed** TBD

Street Side	Run ID	Survey Street Name	Starting Street Name	End Street Name	Priority
SW	51909261547	15TH ST	ROBERTSON BLVD	ROOSEVELT DR	86.75

ID	Dist. from Corner	Barrier Type	As-is Measurement/Notes	Sidewalk Width	Qty	Unit	Cost	Total
39410	0.8 to 2.3 feet	Cross Slope (PAR)	4.0-5.0%	6 ft	8	SF	$120	**$990**
39411	7.8 to 11.6 feet	Cross Slope (PAR)	4.0-5.0%	6 ft	21	SF	$120	**$2,508**
39413	16.1 to 20.7 feet	Cross Slope (PAR)	4.0-5.0%	6 ft	25	SF	$120	**$3,036**
39415	21.2 to 30.1 feet	Cross Slope (PAR)	2.0-3.0%	6 ft	49	SF	$120	**$5,874**
39416	35.3 to 37.8 feet	Cross Slope (PAR)	2.0-3.0%	6 ft	14	SF	$120	**$1,650**
60349	70.0 to 111.9 feet	Driveway				REF		
39417	71.8 to 73.2 feet	**Cross Slope (Driveway)**	2.0-3.0%	6 ft	8	SF	$40	**$308**
39418	78.8 to 81.1 feet	**Cross Slope (Driveway)**	14.0-15.0%	6 ft	13	SF	$40	**$506**
39419	85.0 to 102.9 feet	**Cross Slope (Driveway)**	13.014	6 ft	98	SF	$40	**$3,938**
39426	102.9 to 108.5 feet	**Cross Slope (Driveway)**	>15%	6 ft	31	SF	$40	**$1,232**
39427	182.6 to 193.7 feet	Cross Slope (PAR)	2.0-3.0%	6 ft	61	SF	$120	**$7,326**
39430	195.8 to 199.8 feet	Cross Slope (PAR)	2.0-3.0%	6 ft	22	SF	$120	**$2,640**
39431	206.3 to 207.3 feet	Cross Slope (PAR)	2.0-3.0%	6 ft	6	SF	$120	**$660**
39432	222.8 to 224.5 feet	Cross Slope (PAR)	2.0-3.0%	6 ft	9	SF	$120	**$1,122**
55926	256.7 to 257.7 feet	**Vertical Change**	.3	6 ft	6	LF	$75	**$413**
39433	259.8 to 279.3 feet	Cross Slope (PAR)	2.0-3.0%	6 ft	107	SF	$120	**$12,870**
42360	279.8 to 280.8 feet	**Vertical Change**	-.7	6 ft	6	SF	$75	**$413**
60350	279.9 to 318.0 feet	Driveway				REF		
39438	284.8 to 316.5 feet	**Cross Slope (Driveway)**	14.0-15.0%	6 ft	174	SF	$40	**$6,974**
55927	288.5 to 289.5 feet	**Vertical Change**	.3	6 ft	6	REF		
41153	317.7 to 319.0 feet	Running Slope	6.0-7.0%	6 ft	7	REF		
43550	318.1 to 321.7 feet	**Vertical Change**	-.6	6 ft	20	REF		
57119	323.0 to 324.0 feet	**Vertical Change**	.6	6 ft	6	SF	$75	**$413**
41154	324.3 to 325.3 feet	Running Slope	6.0-7.0%	6 ft	6	SF	$120	**$660**
39448	326.0 to 328.3 feet	Cross Slope (PAR)	2.0-3.0%	6 ft	13	SF	$120	**$1,518**
39449	331.1 to 332.3 feet	Cross Slope (PAR)	2.0-3.0%	6 ft	7	SF	$120	**$792**
60351	340.0 to 362.0 feet	Driveway				REF		
39450	343.8 to 346.4 feet	**Cross Slope (Driveway)**	2.0-3.0%	6 ft	14	SF	$40	**$572**

Funding Source: TBD **Year to be Completed** TBD

Street Side	Run ID	Survey Street Name	Starting Street Name	End Street Name	Priority
SW	51909261547	15TH ST	ROBERTSON BLVD	ROOSEVELT DR	86.75

ID	Dist. from Corner	Barrier Type	As-is Measurement/Notes	Sidewalk Width	Qty	Unit	Cost	Total
39451	348.6 to 361.0 feet	Cross Slope (Driveway)	2.0-3.0%	6 ft	68	SF	$40	$2,728
39456	361.4 to 365.5 feet	Cross Slope (Driveway)	4.0-5.0%	6 ft	23	SF	$40	$902
39458	365.5 to 377.3 feet	Cross Slope (PAR)	2.0-3.0%	6 ft	65	SF	$120	$7,788
39462	377.8 to 383.4 feet	Cross Slope (PAR)	4.0-5.0%	6 ft	31	SF	$120	$3,696
39463	388.7 to 402.9 feet	Cross Slope (PAR)	2.0-3.0%	6 ft	78	SF	$120	$9,372
39466	404.0 to 409.8 feet	Cross Slope (PAR)	4.0-5.0%	6 ft	32	SF	$120	$3,828
39469	409.8 to 432.7 feet	Cross Slope (PAR)	2.0-3.0%	6 ft	126	SF	$120	$15,114
60352	418.3 to 438.1 feet	Driveway				REF		
39476	437.7 to 447.3 feet	Cross Slope (Driveway)	2.0-3.0%	6 ft	53	SF	$40	$2,112
39480	450.0 to 451.0 feet	Cross Slope (PAR)	3.0-4.0%	6 ft	6	SF	$120	$660
39481	454.3 to 458.3 feet	Cross Slope (PAR)	3.0-4.0%	6 ft	22	SF	$120	$2,640
39483	458.3 to 463.2 feet	Cross Slope (PAR)	5.0-6.0%	6 ft	27	SF	$120	$3,234
39486	465.4 to 467.8 feet	Cross Slope (PAR)	3.0-4.0%	6 ft	13	SF	$120	$1,584

TOTAL COST FOR: SW *side of* **15TH ST** *Starting at:* **ROBERTSON BLVD** **$110,071.50**

Funding Source: TBD **Year to be Completed** TBD

Street Side	Run ID	Survey Street Name	Starting Street Name	End Street Name	Priority
SW	51909261549	15TH ST	ROOSEVELT DR	HOOVER AVE	45

ID	Dist. from Corner	Barrier Type	As-is Measurement/Notes	Sidewalk Width	Qty	Unit	Cost	Total
39487	0.8 to 7.1 feet	Cross Slope (PAR)	2.0-3.0%	6 ft	35	SF	$120	**$4,158**
39490	7.8 to 15.8 feet	Cross Slope (PAR)	4.0-5.0%	6 ft	44	SF	$120	**$5,280**
39493	18.6 to 20.6 feet	Cross Slope (PAR)	3.0-4.0%	6 ft	11	SF	$120	**$1,320**
39494	21.6 to 23.4 feet	Cross Slope (PAR)	2.0-3.0%	6 ft	10	SF	$120	**$1,188**
39495	26.2 to 33.3 feet	Cross Slope (PAR)	2.0-3.0%	6 ft	39	SF	$120	**$4,686**
39497	38.1 to 46.3 feet	Cross Slope (PAR)	3.0-4.0%	6 ft	45	SF	$120	**$5,412**
39500	46.3 to 52.4 feet	Cross Slope (PAR)	2.0-3.0%	6 ft	34	SF	$120	**$4,026**
39502	56.3 to 57.8 feet	Cross Slope (PAR)	3.0-4.0%	6 ft	8	SF	$120	**$990**
60353	61.4 to 80.5 feet	Driveway				REF		
39503	65.0 to 73.2 feet	**Cross Slope (Driveway)**	2.0-3.0%	6 ft	45	SF	$40	**$1,804**
42362	68.7 to 69.7 feet	**Vertical Change**	-.7	6 ft	6	REF		
39506	75.5 to 94.4 feet	**Cross Slope (Driveway)**	2.0-3.0%	6 ft	104	SF	$40	**$4,158**
39517	110.1 to 111.2 feet	Cross Slope (PAR)	2.0-3.0%	6 ft	6	SF	$120	**$726**
39518	114.8 to 119.3 feet	Cross Slope (PAR)	3.0-4.0%	6 ft	25	SF	$120	**$2,970**
39520	120.2 to 121.2 feet	Cross Slope (PAR)	2.0-3.0%	6 ft	6	SF	$120	**$660**
39521	123.8 to 129.0 feet	Cross Slope (PAR)	2.0-3.0%	6 ft	29	SF	$120	**$3,432**
39524	132.6 to 141.5 feet	Cross Slope (PAR)	2.0-3.0%	6 ft	49	SF	$120	**$5,874**
39527	145.3 to 149.6 feet	Cross Slope (PAR)	2.0-3.0%	6 ft	24	SF	$120	**$2,838**
39529	152.8 to 158.6 feet	Cross Slope (PAR)	2.0-3.0%	6 ft	32	SF	$120	**$3,828**
39532	159.0 to 168.9 feet	Cross Slope (PAR)	4.0-5.0%	6 ft	54	SF	$120	**$6,534**
39536	168.9 to 176.8 feet	Cross Slope (PAR)	2.0-3.0%	6 ft	43	SF	$120	**$5,214**
39540	181.3 to 182.6 feet	Cross Slope (PAR)	3.0-4.0%	6 ft	7	SF	$120	**$858**
39541	185.4 to 188.5 feet	Cross Slope (PAR)	3.0-4.0%	6 ft	17	SF	$120	**$2,046**
39543	189.8 to 194.3 feet	Cross Slope (PAR)	2.0-3.0%	6 ft	25	SF	$120	**$2,970**
39545	194.5 to 202.7 feet	Cross Slope (PAR)	4.0-5.0%	6 ft	45	SF	$120	**$5,412**
39548	202.7 to 212.5 feet	Cross Slope (PAR)	2.0-3.0%	6 ft	54	SF	$120	**$6,468**
60355	206.8 to 244.6 feet	Driveway				REF		
39552	218.7 to 223.6 feet	**Cross Slope (Driveway)**	2.0-3.0%	6 ft	27	SF	$40	**$1,078**

Funding Source: TBD **Year to be Completed** TBD

Street Side	Run ID	Survey Street Name	Starting Street Name	End Street Name	Priority
SW	51909261549	15TH ST	ROOSEVELT DR	HOOVER AVE	45

ID	Dist. from Corner	Barrier Type	As-is Measurement/Notes	Sidewalk Width	Qty	Unit	Cost	Total
39554	224.4 to 228.7 feet	Cross Slope (Driveway)	4.0-5.0%	6 ft	24	SF	$40	**$946**
39556	229.3 to 237.5 feet	Cross Slope (Driveway)	2.0-3.0%	6 ft	45	SF	$40	**$1,804**
39557	248.7 to 250.4 feet	Cross Slope (PAR)	2.0-3.0%	6 ft	9	SF	$120	**$1,122**
39558	257.5 to 267.6 feet	Cross Slope (PAR)	2.0-3.0%	6 ft	56	SF	$120	**$6,666**
39562	269.9 to 271.5 feet	Cross Slope (PAR)	2.0-3.0%	6 ft	9	SF	$120	**$1,056**
39563	273.8 to 290.3 feet	Cross Slope (PAR)	2.0-3.0%	6 ft	91	SF	$120	**$10,890**

TOTAL COST FOR: SW *side of* **15TH ST** *Starting at:* **ROOSEVELT DR** **$106,414.00**

Funding Source: TBD **Year to be Completed** TBD

Street Side	Run ID	Survey Street Name	Starting Street Name	End Street Name	Priority
NE	51909251121	15TH ST	SONOMA AVE	VENTURA AVE	87.25

ID	Dist. from Corner	Barrier Type	As-is Measurement/Notes	Sidewalk Width	Qty	Unit	Cost	Total
41027	0.0 to 1.3 feet	Running Slope	5.0-6.0%	6 ft	7	REF		
33500	0.5 to 2.6 feet	Cross Slope (PAR)	3.0-4.0%	6 ft	12	SF	$120	$1,386
33501	3.0 to 25.0 feet	Cross Slope (PAR)	2.0-3.0%	6 ft	121	SF	$120	$14,520
55607	11.4 to 12.4 feet	Vertical Change	.3	6 ft	6	REF		
33507	30.7 to 37.3 feet	Cross Slope (PAR)	2.0-3.0%	6 ft	36	SF	$120	$4,356
55608	41.8 to 42.8 feet	Vertical Change	.3	6 ft	6	LF	$75	$413
33510	52.8 to 55.4 feet	Cross Slope (PAR)	2.0-3.0%	6 ft	14	SF	$120	$1,716
33511	58.4 to 59.6 feet	Cross Slope (PAR)	2.0-3.0%	6 ft	7	SF	$120	$792
59998	62.0 to 72.7 feet	Driveway				REF		
33512	63.1 to 64.2 feet	Cross Slope (Driveway)	2.0-3.0%	6 ft	6	SF	$40	$242
33513	69.2 to 73.3 feet	Cross Slope (Driveway)	12.0-13.0%	6 ft	23	SF	$40	$902
33515	80.2 to 83.8 feet	Cross Slope (PAR)	2.0-3.0%	6 ft	20	SF	$120	$2,376
55609	82.1 to 83.1 feet	Vertical Change	.3	6 ft	6	REF		
33517	83.8 to 95.1 feet	Cross Slope (PAR)	4.0-5.0%	6 ft	62	SF	$120	$7,458
33521	95.1 to 108.9 feet	Cross Slope (PAR)	2.0-3.0%	6 ft	76	SF	$120	$9,108
51239	102.0 to 103.0 feet	Vertical Change	-.3	6 ft	6	REF		
33525	115.2 to 120.3 feet	Cross Slope (PAR)	2.0-3.0%	6 ft	28	SF	$120	$3,366
55610	117.0 to 118.0 feet	Vertical Change	.3	6 ft	6	LF	$75	$413
33527	121.0 to 126.5 feet	Cross Slope (PAR)	4.0-5.0%	6 ft	30	SF	$120	$3,630
59999	131.0 to 155.6 feet	Driveway				REF		
33529	131.5 to 133.1 feet	Cross Slope (Driveway)	2.0-3.0%	6 ft	9	SF	$40	$352
33530	136.5 to 137.8 feet	Cross Slope (Driveway)	13.014	6 ft	7	SF	$40	$286
33531	138.8 to 142.3 feet	Cross Slope (Driveway)	10.0-11.0%	6 ft	19	SF	$40	$770
33533	142.8 to 150.6 feet	Cross Slope (Driveway)	8.0-9.0%	6 ft	43	SF	$40	$1,716
33537	150.6 to 153.4 feet	Cross Slope (Driveway)	10.0-11.0%	6 ft	15	SF	$40	$616
41028	154.5 to 155.8 feet	Running Slope	7.0-8.0%	6 ft	7	REF		
33539	159.5 to 160.7 feet	Cross Slope (PAR)	2.0-3.0%	6 ft	7	SF	$120	$792
33540	162.8 to 165.7 feet	Cross Slope (PAR)	2.0-3.0%	6 ft	16	SF	$120	$1,914

Funding Source: TBD **Year to be Completed** TBD

Street Side	Run ID	Survey Street Name	Starting Street Name	End Street Name	Priority
NE	51909251121	15TH ST	SONOMA AVE	VENTURA AVE	87.25

ID	Dist. from Corner	Barrier Type	As-is Measurement/Notes	Sidewalk Width	Qty	Unit	Cost	Total
33541	167.8 to 170.5 feet	Cross Slope (PAR)	2.0-3.0%	6 ft	15	SF	$120	**$1,782**
33542	173.1 to 174.3 feet	Cross Slope (PAR)	2.0-3.0%	6 ft	7	SF	$120	**$792**
33543	178.1 to 191.6 feet	Cross Slope (PAR)	2.0-3.0%	6 ft	74	SF	$120	**$8,910**
33546	195.4 to 199.6 feet	Cross Slope (PAR)	2.0-3.0%	6 ft	23	SF	$120	**$2,772**
33547	202.3 to 204.4 feet	Cross Slope (PAR)	2.0-3.0%	6 ft	12	SF	$120	**$1,386**
60000	204.6 to 231.6 feet	Driveway				REF		
33548	211.0 to 220.2 feet	**Cross Slope (Driveway)**	11.0-12.0%	6 ft	51	SF	$40	**$2,024**
33552	220.2 to 228.8 feet	**Cross Slope (Driveway)**	9.0-10.0%	6 ft	47	SF	$40	**$1,892**
41029	230.8 to 232.1 feet	Running Slope	7.0-8.0%	6 ft	7	REF		
33556	234.2 to 235.2 feet	Cross Slope (PAR)	2.0-3.0%	6 ft	6	SF	$120	**$660**
56848	236.4 to 237.4 feet	**Vertical Change**	.5	6 ft	6	SF	$75	**$413**
33557	237.9 to 246.5 feet	Cross Slope (PAR)	2.0-3.0%	6 ft	47	SF	$120	**$5,676**
45414	240.8 to 241.8 feet	**Vertical Change**	-.5	6 ft	6	REF		
33561	248.9 to 281.4 feet	Cross Slope (PAR)	3.0-4.0%	6 ft	179	SF	$120	**$21,450**
51240	258.2 to 259.2 feet	**Vertical Change**	-.3	6 ft	6	REF		
55611	268.1 to 269.1 feet	**Vertical Change**	.3	6 ft	6	REF		

TOTAL COST FOR: NE *side of* **15TH ST** *Starting at:* **SONOMA AVE** **$104,879.50**

Funding Source: TBD **Year to be Completed** TBD

Street Side	Run ID	Survey Street Name	Starting Street Name	End Street Name	Priority
NE	51909261544	15TH ST	TRINITY AVE	ROBERTSON BLVD	111.5

ID	Dist. from Corner	Barrier Type	As-is Measurement/Notes	Sidewalk Width	Qty	Unit	Cost	Total
47858	0.6 to 1.6 feet	Vertical Change	-.4	6 ft	6	REF		
39364	0.8 to 6.5 feet	Cross Slope (PAR)	2.0-3.0%	6 ft	31	SF	$120	$3,762
39366	6.5 to 10.5 feet	Cross Slope (PAR)	4.0-5.0%	6 ft	22	SF	$120	$2,640
39368	13.1 to 14.3 feet	Cross Slope (PAR)	3.0-4.0%	6 ft	7	SF	$120	$792
39369	14.6 to 18.3 feet	Cross Slope (PAR)	2.0-3.0%	6 ft	20	SF	$120	$2,442
60344	33.4 to 56.9 feet	Driveway				REF		
57222	35.3 to 36.3 feet	Vertical Change	.7	6 ft	6	REF		
39371	40.4 to 54.2 feet	Cross Slope (Driveway)	9.0-10.0%	6 ft	76	SF	$40	$3,036
51487	46.4 to 47.4 feet	Vertical Change	-.3	6 ft	6	REF		
45452	55.8 to 56.8 feet	Vertical Change	-.5	6 ft	6	REF		
51488	62.1 to 63.1 feet	Vertical Change	-.3	6 ft	6	LF	$75	$413
60345	67.9 to 87.7 feet	Driveway				REF		
51489	69.5 to 70.5 feet	Vertical Change	-.3	6 ft	6	REF		
39373	76.2 to 82.3 feet	Cross Slope (Driveway)	6.0-7.0%	6 ft	34	SF	$40	$1,342
41147	88.3 to 90.0 feet	Running Slope	6.0-7.0%	6 ft	9	REF		
60346	116.8 to 132.9 feet	Driveway				REF		
51490	118.3 to 119.3 feet	Vertical Change	-.3	6 ft	6	REF		
39376	119.6 to 120.8 feet	Cross Slope (Driveway)	3.0-4.0%	6 ft	7	SF	$40	$264
39377	123.3 to 125.9 feet	Cross Slope (Driveway)	3.0-4.0%	6 ft	14	SF	$40	$572
39378	125.9 to 131.9 feet	Cross Slope (Driveway)	2.0-3.0%	6 ft	33	SF	$40	$1,320
41148	127.3 to 128.8 feet	Running Slope	5.0-6.0%	6 ft	8	REF		
45453	131.5 to 138.2 feet	Vertical Change	-.5	6 ft	37	REF		
41149	131.8 to 133.3 feet	Running Slope	6.0-7.0%	6 ft	8	REF		
60347	135.1 to 163.4 feet	Driveway				REF		
41150	158.6 to 165.6 feet	Running Slope	5.0-6.0%	6 ft	39	REF		
39381	163.7 to 168.3 feet	Cross Slope (PAR)	2.0-3.0%	6 ft	25	SF	$120	$3,036
55923	167.2 to 168.2 feet	Vertical Change	.3	6 ft	6	REF		
39383	173.6 to 176.2 feet	Cross Slope (PAR)	4.0-5.0%	6 ft	14	SF	$120	$1,716
47859	174.5 to 175.5 feet	Vertical Change	-.4	6 ft	6	REF		

Funding Source: TBD **Year to be Completed** TBD

Street Side	Run ID	Survey Street Name	Starting Street Name	End Street Name	Priority
NE	51909261544	15TH ST	TRINITY AVE	ROBERTSON BLVD	111.5

ID	Dist. from Corner	Barrier Type	As-is Measurement/Notes	Sidewalk Width	Qty	Unit	Cost	Total
39385	178.7 to 195.5 feet	Cross Slope (PAR)	3.0-4.0%	6 ft	92	SF	$120	**$11,088**
55924	182.0 to 183.0 feet	**Vertical Change**	.3	6 ft	6	REF		
39390	195.5 to 207.8 feet	Cross Slope (PAR)	5.0-6.0%	6 ft	68	SF	$120	**$8,118**
47860	202.0 to 203.0 feet	**Vertical Change**	-.4	6 ft	6	REF		
39392	207.8 to 214.8 feet	Cross Slope (PAR)	3.0-4.0%	6 ft	39	SF	$120	**$4,620**
47861	212.1 to 213.1 feet	**Vertical Change**	-.4	6 ft	6	REF		
39394	214.8 to 222.1 feet	Cross Slope (PAR)	5.0-6.0%	6 ft	40	SF	$120	**$4,818**
60348	219.9 to 253.4 feet	Driveway				REF		
39398	224.1 to 225.2 feet	**Cross Slope (Driveway)**	3.0-4.0%	6 ft	6	SF	$40	**$242**
55925	233.3 to 234.3 feet	**Vertical Change**	.3	6 ft	6	REF		
56609	242.8 to 243.8 feet	**Vertical Change**	.4	6 ft	6	REF		
39399	247.9 to 250.4 feet	**Cross Slope (Driveway)**	2.0-3.0%	6 ft	14	SF	$40	**$550**
39401	250.4 to 252.8 feet	**Cross Slope (Driveway)**	4.0-5.0%	6 ft	13	SF	$40	**$528**
39403	255.4 to 267.5 feet	Cross Slope (PAR)	7.0-8.0%	6 ft	67	SF	$120	**$7,986**
39409	267.5 to 269.8 feet	Cross Slope (PAR)	5.0-6.0%	6 ft	13	SF	$120	**$1,518**

TOTAL COST FOR: NE *side of* **15TH ST** *Starting at:* **TRINITY AVE** **$60,802.50**

Funding Source: TBD **Year to be Completed** TBD

Street Side	Run ID	Survey Street Name	Starting Street Name	End Street Name	Priority
SW	51909251129	15TH ST	VENTURA AVE	DEFENDER ST	112

ID	Dist. from Corner	Barrier Type	As-is Measurement/Notes	Sidewalk Width	Qty	Unit	Cost	Total
60001	1.2 to 35.8 feet	Driveway				REF		
33570	8.5 to 14.7 feet	Cross Slope (Driveway)	9.0-10.0%	6 ft	34	SF	$40	**$1,364**
33572	18.1 to 31.2 feet	Cross Slope (Driveway)	11.0-12.0%	6 ft	72	SF	$40	**$2,882**
33576	31.9 to 33.3 feet	Cross Slope (Driveway)	13.014	6 ft	8	SF	$40	**$308**
33577	36.8 to 38.0 feet	Cross Slope (PAR)	3.0-4.0%	6 ft	7	SF	$120	**$792**
33578	39.3 to 42.3 feet	Cross Slope (PAR)	2.0-3.0%	6 ft	17	SF	$120	**$1,980**
33585	60.7 to 62.3 feet	Cross Slope (PAR)	2.0-3.0%	6 ft	9	SF	$120	**$1,056**
33586	64.8 to 67.5 feet	Cross Slope (PAR)	2.0-3.0%	6 ft	15	SF	$120	**$1,782**
33587	70.3 to 83.6 feet	Cross Slope (PAR)	2.0-3.0%	6 ft	73	SF	$120	**$8,778**
33592	86.3 to 92.3 feet	Cross Slope (PAR)	2.0-3.0%	6 ft	33	SF	$120	**$3,960**
33594	94.9 to 144.5 feet	Cross Slope (PAR)	2.0-3.0%	6 ft	273	SF	$120	**$32,736**
33609	147.6 to 148.8 feet	Cross Slope (PAR)	2.0-3.0%	6 ft	7	SF	$120	**$792**
33610	153.3 to 155.3 feet	Cross Slope (PAR)	2.0-3.0%	6 ft	11	SF	$120	**$1,320**
33611	157.6 to 159.4 feet	Cross Slope (PAR)	2.0-3.0%	6 ft	10	SF	$120	**$1,188**
33612	161.5 to 164.8 feet	Cross Slope (PAR)	2.0-3.0%	6 ft	18	SF	$120	**$2,178**
33613	167.2 to 181.8 feet	Cross Slope (PAR)	2.0-3.0%	6 ft	80	SF	$120	**$9,636**
33619	191.0 to 200.8 feet	Cross Slope (PAR)	2.0-3.0%	6 ft	54	SF	$120	**$6,468**
33623	204.6 to 208.1 feet	Cross Slope (PAR)	2.0-3.0%	6 ft	19	SF	$120	**$2,310**
33624	211.6 to 213.7 feet	Cross Slope (PAR)	2.0-3.0%	6 ft	12	SF	$120	**$1,386**
33625	219.4 to 229.3 feet	Cross Slope (PAR)	2.0-3.0%	6 ft	54	SF	$120	**$6,534**
47775	219.9 to 220.9 feet	Vertical Change	-.4	6 ft	6	REF		
33627	233.8 to 235.1 feet	Cross Slope (PAR)	3.0-4.0%	6 ft	7	SF	$120	**$858**
33628	236.3 to 243.8 feet	Cross Slope (PAR)	2.0-3.0%	6 ft	41	SF	$120	**$4,950**
33631	248.5 to 257.2 feet	Cross Slope (PAR)	3.0-4.0%	6 ft	48	SF	$120	**$5,742**
33634	258.1 to 263.5 feet	Cross Slope (PAR)	2.0-3.0%	6 ft	30	SF	$120	**$3,564**
33636	270.1 to 271.8 feet	Cross Slope (PAR)	2.0-3.0%	6 ft	9	SF	$120	**$1,122**
33637	277.4 to 287.5 feet	Cross Slope (PAR)	2.0-3.0%	6 ft	56	SF	$120	**$6,666**
33640	289.6 to 291.4 feet	Cross Slope (PAR)	2.0-3.0%	6 ft	10	SF	$120	**$1,188**

Funding Source: TBD **Year to be Completed** TBD

Street Side	Run ID	Survey Street Name	Starting Street Name	End Street Name	Priority
SW	51909251129	15TH ST	VENTURA AVE	DEFENDER ST	112

ID	Dist. from Corner	Barrier Type	As-is Measurement/Notes	Sidewalk Width	Qty	Unit	Cost	Total
33641	304.9 to 306.0 feet	Cross Slope (PAR)	2.0-3.0%	6 ft	6	SF	$120	**$726**
51242	308.6 to 309.6 feet	**Vertical Change**	-.3	6 ft	6	LF	$75	**$413**
33642	322.8 to 331.4 feet	Cross Slope (PAR)	2.0-3.0%	6 ft	47	SF	$120	**$5,676**
33645	339.5 to 341.2 feet	Cross Slope (PAR)	3.0-4.0%	6 ft	9	SF	$120	**$1,122**
33646	342.8 to 349.0 feet	Cross Slope (PAR)	2.0-3.0%	6 ft	34	SF	$120	**$4,092**
33651	365.0 to 367.8 feet	Cross Slope (PAR)	5.0-6.0%	6 ft	15	SF	$120	**$1,848**
60004	365.1 to 401.0 feet	Driveway				REF		
33653	371.5 to 377.5 feet	**Cross Slope (Driveway)**	14.0-15.0%	6 ft	33	SF	$40	**$1,320**
33657	377.8 to 396.4 feet	**Cross Slope (Driveway)**	12.0-13.0%	6 ft	102	SF	$40	**$4,092**
33661	397.7 to 399.8 feet	**Cross Slope (Driveway)**	10.0-11.0%	6 ft	12	SF	$40	**$462**
33662	403.0 to 411.5 feet	Cross Slope (PAR)	4.0-5.0%	6 ft	47	SF	$120	**$5,610**
33665	412.4 to 416.8 feet	Cross Slope (PAR)	6.0-7.0%	6 ft	24	SF	$120	**$2,904**
33666	417.2 to 425.5 feet	Cross Slope (PAR)	5.0-6.0%	6 ft	46	SF	$120	**$5,478**
33669	425.5 to 434.3 feet	Cross Slope (PAR)	3.0-4.0%	6 ft	48	SF	$120	**$5,808**
33672	434.3 to 436.0 feet	Cross Slope (PAR)	5.0-6.0%	6 ft	9	SF	$120	**$1,122**
33673	436.0 to 440.3 feet	Cross Slope (PAR)	6.0-7.0%	6 ft	24	SF	$120	**$2,838**
33674	440.3 to 442.8 feet	Cross Slope (PAR)	5.0-6.0%	6 ft	14	SF	$120	**$1,650**
41881	442.9 to 443.9 feet	**Vertical Change**	-.8	6 ft	6	SF	$75	**$413**
33676	445.3 to 446.3 feet	Cross Slope (PAR)	2.0-3.0%	6 ft	6	SF	$120	**$660**
33677	449.8 to 455.3 feet	Cross Slope (PAR)	4.0-5.0%	6 ft	30	SF	$120	**$3,630**
33679	455.8 to 466.9 feet	Cross Slope (PAR)	2.0-3.0%	6 ft	61	SF	$120	**$7,326**
33684	469.7 to 471.3 feet	Cross Slope (PAR)	3.0-4.0%	6 ft	9	SF	$120	**$1,056**
33685	472.4 to 477.0 feet	Cross Slope (PAR)	2.0-3.0%	6 ft	25	SF	$120	**$3,036**
51243	472.6 to 473.6 feet	**Vertical Change**	-.3	6 ft	6	REF		
33687	477.0 to 491.3 feet	Cross Slope (PAR)	4.0-5.0%	6 ft	79	SF	$120	**$9,438**
57647	494.2 to 495.2 feet	**Vertical Change**	3.4	6 ft	6	SF	$75	**$413**
33691	496.7 to 501.2 feet	Cross Slope (PAR)	2.0-3.0%	6 ft	25	SF	$120	**$2,970**
33693	501.2 to 503.4 feet	Cross Slope (PAR)	4.0-5.0%	6 ft	12	SF	$120	**$1,452**

Funding Source: TBD **Year to be Completed** TBD

Street Side	Run ID	Survey Street Name	Starting Street Name	End Street Name	Priority
SW	51909251129	15TH ST	VENTURA AVE	DEFENDER ST	112

ID	Dist. from Corner	Barrier Type	As-is Measurement/Notes	Sidewalk Width	Qty	Unit	Cost	Total
33694	505.9 to 525.3 feet	Cross Slope (PAR)	7.0-8.0%	6 ft	107	SF	$120	**$12,804**
51244	526.2 to 527.2 feet	**Vertical Change**	-.3	6 ft	6	LF	$75	**$413**
33700	532.0 to 541.7 feet	Cross Slope (PAR)	2.0-3.0%	6 ft	53	SF	$120	**$6,402**
33704	549.3 to 560.0 feet	Cross Slope (PAR)	2.0-3.0%	6 ft	59	SF	$120	**$7,062**
33708	561.5 to 562.8 feet	Cross Slope (PAR)	4.0-5.0%	6 ft	7	SF	$120	**$858**
33709	566.9 to 570.9 feet	Cross Slope (PAR)	4.0-5.0%	6 ft	22	SF	$120	**$2,640**
51245	569.6 to 570.6 feet	**Vertical Change**	-.3	6 ft	6	REF		
33711	571.1 to 586.5 feet	Cross Slope (PAR)	2.0-3.0%	6 ft	85	SF	$120	**$10,164**
60005	588.7 to 613.1 feet	Driveway				REF		
33715	600.8 to 607.3 feet	**Cross Slope (Driveway)**	2.0-3.0%	6 ft	36	SF	$40	**$1,430**
33718	626.6 to 628.1 feet	Cross Slope (PAR)	3.0-4.0%	6 ft	8	SF	$120	**$990**
33719	630.5 to 639.6 feet	Cross Slope (PAR)	2.0-3.0%	6 ft	50	SF	$120	**$6,006**
33722	657.6 to 667.6 feet	Cross Slope (PAR)	2.0-3.0%	6 ft	55	SF	$120	**$6,600**
33726	686.8 to 702.5 feet	Cross Slope (PAR)	2.0-3.0%	6 ft	86	SF	$120	**$10,362**
33736	722.8 to 781.5 feet	Cross Slope (PAR)	2.0-3.0%	6 ft	323	SF	$120	**$38,742**
51246	763.6 to 764.6 feet	**Vertical Change**	-.3	6 ft	6	REF		
33753	784.3 to 789.9 feet	Cross Slope (PAR)	2.0-3.0%	6 ft	31	SF	$120	**$3,696**
33755	791.5 to 796.8 feet	Cross Slope (PAR)	4.0-5.0%	6 ft	29	SF	$120	**$3,498**
33757	800.3 to 805.0 feet	Cross Slope (PAR)	3.0-4.0%	6 ft	26	SF	$120	**$3,102**
33759	805.6 to 807.0 feet	Cross Slope (PAR)	5.0-6.0%	6 ft	8	SF	$120	**$924**
33760	828.0 to 829.3 feet	Cross Slope (PAR)	2.0-3.0%	6 ft	7	SF	$120	**$858**
33761	832.2 to 845.7 feet	Cross Slope (PAR)	2.0-3.0%	6 ft	74	SF	$120	**$8,910**
33764	850.1 to 851.3 feet	Cross Slope (PAR)	5.0-6.0%	6 ft	7	SF	$120	**$792**
33765	852.1 to 853.3 feet	Cross Slope (PAR)	6.0-7.0%	6 ft	7	SF	$120	**$792**
33766	853.6 to 859.4 feet	Cross Slope (PAR)	4.0-5.0%	6 ft	32	SF	$120	**$3,828**
33769	860.8 to 869.6 feet	Cross Slope (PAR)	2.0-3.0%	6 ft	48	SF	$120	**$5,808**
33773	872.8 to 874.3 feet	Cross Slope (PAR)	2.0-3.0%	6 ft	8	SF	$120	**$990**
33774	878.2 to 883.8 feet	Cross Slope (PAR)	2.0-3.0%	6 ft	31	SF	$120	**$3,696**

Funding Source: TBD **Year to be Completed** TBD

Street Side	Run ID	Survey Street Name	Starting Street Name	End Street Name	Priority
SW	51909251129	15TH ST	VENTURA AVE	DEFENDER ST	112

ID	Dist. from Corner	Barrier Type	As-is Measurement/Notes	Sidewalk Width	Qty	Unit	Cost	Total
33776	887.5 to 889.2 feet	Cross Slope (PAR)	3.0-4.0%	6 ft	9	SF	$120	**$1,122**
33777	890.5 to 901.0 feet	Cross Slope (PAR)	2.0-3.0%	6 ft	58	SF	$120	**$6,930**
60007	899.2 to 930.4 feet	Driveway				REF		
33782	907.3 to 910.8 feet	**Cross Slope (Driveway)**	11.0-12.0%	6 ft	19	SF	$40	**$770**
33784	910.8 to 917.6 feet	**Cross Slope (Driveway)**	9.0-10.0%	6 ft	37	SF	$40	**$1,496**
33787	917.6 to 919.6 feet	**Cross Slope (Driveway)**	11.0-12.0%	6 ft	11	SF	$40	**$440**
33788	920.0 to 928.2 feet	**Cross Slope (Driveway)**	9.0-10.0%	6 ft	45	SF	$40	**$1,804**
33792	937.8 to 939.2 feet	Cross Slope (PAR)	2.0-3.0%	6 ft	8	SF	$120	**$924**
33793	942.3 to 951.0 feet	Cross Slope (PAR)	2.0-3.0%	6 ft	48	SF	$120	**$5,742**
33798	953.2 to 964.3 feet	Cross Slope (PAR)	2.0-3.0%	6 ft	61	SF	$120	**$7,326**
33800	967.5 to 979.8 feet	Cross Slope (PAR)	2.0-3.0%	6 ft	68	SF	$120	**$8,118**
153	973.8 to 974.8 feet	**Continuous Width**		6 ft	6	SF	$120	**$660**
33804	981.7 to 986.6 feet	Cross Slope (PAR)	4.0-5.0%	6 ft	27	SF	$120	**$3,234**
33806	987.5 to 991.0 feet	Cross Slope (PAR)	2.0-3.0%	6 ft	19	SF	$120	**$2,310**
33808	1015.0 to 1017.3 feet	Cross Slope (PAR)	2.0-3.0%	6 ft	13	SF	$120	**$1,518**
33809	1029.4 to 1036.1 feet	Cross Slope (PAR)	2.0-3.0%	6 ft	37	SF	$120	**$4,422**
33810	1039.3 to 1045.9 feet	Cross Slope (PAR)	2.0-3.0%	6 ft	36	SF	$120	**$4,356**
33812	1049.6 to 1053.0 feet	Cross Slope (PAR)	2.0-3.0%	6 ft	19	SF	$120	**$2,244**
56482	1049.8 to 1050.8 feet	**Vertical Change**	.4	6 ft	6	REF		
33814	1055.8 to 1058.8 feet	Cross Slope (PAR)	3.0-4.0%	6 ft	17	SF	$120	**$1,980**
60008	1062.8 to 1081.2 feet	Driveway				REF		
33816	1068.4 to 1079.8 feet	**Cross Slope (Driveway)**	11.0-12.0%	6 ft	63	SF	$40	**$2,508**
33822	1083.3 to 1087.4 feet	Cross Slope (PAR)	3.0-4.0%	6 ft	23	SF	$120	**$2,706**
60009	1087.3 to 1100.9 feet	Driveway				REF		
33825	1092.6 to 1099.8 feet	**Cross Slope (Driveway)**	9.0-10.0%	6 ft	40	SF	$40	**$1,584**
55612	1101.4 to 1102.4 feet	**Vertical Change**	.3	6 ft	6	REF		
33827	1103.2 to 1105.2 feet	Cross Slope (PAR)	2.0-3.0%	6 ft	11	SF	$120	**$1,320**
33828	1114.3 to 1118.0 feet	Cross Slope (PAR)	2.0-3.0%	6 ft	20	SF	$120	**$2,442**

Funding Source: TBD **Year to be Completed** TBD

Street Side	Run ID	Survey Street Name	Starting Street Name	End Street Name	Priority
SW	51909251129	15TH ST	VENTURA AVE	DEFENDER ST	112

ID	Dist. from Corner	Barrier Type	As-is Measurement/Notes	Sidewalk Width	Qty	Unit	Cost	Total
33835	1135.7 to 1137.7 feet	Cross Slope (PAR)	3.0-4.0%	6 ft	11	SF	$120	**$1,320**
60011	1138.1 to 1165.2 feet	Driveway				REF		
33836	1143.1 to 1148.1 feet	**Cross Slope (Driveway)**	10.0-11.0%	6 ft	28	SF	$40	**$1,100**
33837	1150.2 to 1153.6 feet	**Cross Slope (Driveway)**	10.0-11.0%	6 ft	19	SF	$40	**$748**
33839	1155.8 to 1162.4 feet	**Cross Slope (Driveway)**	10.0-11.0%	6 ft	36	SF	$40	**$1,452**
33841	1178.3 to 1184.9 feet	Cross Slope (PAR)	2.0-3.0%	6 ft	36	SF	$120	**$4,356**
33844	1189.3 to 1203.0 feet	Cross Slope (PAR)	2.0-3.0%	6 ft	75	SF	$120	**$9,042**
33848	1206.7 to 1214.5 feet	Cross Slope (PAR)	3.0-4.0%	6 ft	43	SF	$120	**$5,148**
60012	1215.6 to 1233.7 feet	Driveway				REF		
33851	1215.9 to 1217.3 feet	**Cross Slope (Driveway)**	2.0-3.0%	6 ft	8	SF	$40	**$308**
33852	1220.8 to 1232.5 feet	**Cross Slope (Driveway)**	10.0-11.0%	6 ft	64	SF	$40	**$2,574**
33855	1237.8 to 1244.3 feet	Cross Slope (PAR)	2.0-3.0%	6 ft	36	SF	$120	**$4,290**
33859	1252.0 to 1253.9 feet	Cross Slope (PAR)	2.0-3.0%	6 ft	10	SF	$120	**$1,254**
55613	1257.9 to 1258.9 feet	**Vertical Change**	.3	6 ft	6	LF	$75	**$413**

TOTAL COST FOR: SW *side of* **15TH ST** *Starting at:* **VENTURA AVE** **$426,420.50**

Funding Source: TBD **Year to be Completed** TBD

Street Side	Run ID	Survey Street Name	Starting Street Name	End Street Name	Priority
NE	1909260839	1ST ST	325 1ST ST	325 1ST ST	122.75

ID	Dist. from Corner	Barrier Type	As-is Measurement/Notes	Sidewalk Width	Qty	Unit	Cost	Total
28020	0.0 to 9.3 feet	Cross Slope (PAR)	4.0-5.0%	5 ft	47	SF	$120	**$5,580**
59586	7.7 to 24.6 feet	Driveway				REF		
55316	7.8 to 8.8 feet	**Vertical Change**	.3	5 ft	5	REF		
40821	9.0 to 10.3 feet	Running Slope	6.0-7.0%	5 ft	7	REF		
28024	10.3 to 12.7 feet	**Cross Slope (Driveway)**	8.0-9.0%	5 ft	12	SF	$40	**$480**
28026	12.7 to 21.3 feet	**Cross Slope (Driveway)**	10.0-11.0%	5 ft	43	SF	$40	**$1,720**
40822	22.9 to 24.5 feet	Running Slope	6.0-7.0%	5 ft	8	REF		
55317	23.0 to 24.0 feet	**Vertical Change**	.3	5 ft	5	REF		
28029	25.7 to 29.1 feet	Cross Slope (PAR)	2.0-3.0%	5 ft	17	SF	$120	**$2,040**
28031	29.9 to 34.9 feet	Cross Slope (PAR)	4.0-5.0%	5 ft	25	SF	$120	**$3,000**
28033	35.8 to 46.2 feet	Cross Slope (PAR)	6.0-7.0%	5 ft	52	SF	$120	**$6,240**
55318	37.0 to 38.0 feet	**Vertical Change**	.3	5 ft	5	REF		
55319	43.4 to 44.4 feet	**Vertical Change**	.3	5 ft	5	REF		
28037	47.6 to 51.1 feet	Cross Slope (PAR)	5.0-6.0%	5 ft	18	SF	$120	**$2,100**
28039	51.6 to 54.0 feet	Cross Slope (PAR)	3.0-4.0%	5 ft	12	SF	$120	**$1,440**
28040	54.0 to 55.6 feet	Cross Slope (PAR)	2.0-3.0%	5 ft	8	SF	$120	**$960**
59587	55.3 to 69.9 feet	Driveway				REF		
56382	56.2 to 57.2 feet	**Vertical Change**	.4	5 ft	5	REF		
40823	57.3 to 58.7 feet	Running Slope	8.0-9.0%	5 ft	7	REF		
28041	60.8 to 70.2 feet	**Cross Slope (Driveway)**	12.0-13.0%	5 ft	47	SF	$40	**$1,880**

TOTAL COST FOR: NE *side of* **1ST ST** *Starting at:* **325 1ST ST** **$25,440.00**

Funding Source: TBD **Year to be Completed** TBD

Street Side	Run ID	Survey Street Name	Starting Street Name	End Street Name	Priority
SW	1909260834	1ST ST	440 1ST ST	440 1ST ST	71

ID	Dist. from Corner	Barrier Type	As-is Measurement/Notes	Sidewalk Width	Qty	Unit	Cost	Total
59588	0.5 to 13.8 feet	Driveway				REF		
55320	30.5 to 31.5 feet	**Vertical Change**	.3	5 ft	5	LF	$75	**$375**

TOTAL COST FOR: SW *side of* **1ST ST** *Starting at:* **440 1ST ST** **$375.00**

Funding Source: TBD **Year to be Completed** TBD

Street Side	Run ID	Survey Street Name	Starting Street Name	End Street Name	Priority
SW	1909251430	1ST ST	ALAMEDA AVE	540 1ST ST	115.75

ID	Dist. from Corner	Barrier Type	As-is Measurement/Notes	Sidewalk Width	Qty	Unit	Cost	Total
21600	6.6 to 29.0 feet	Cross Slope (PAR)	2.0-3.0%	5 ft	101	SF	$120	**$12,096**
21603	32.1 to 80.4 feet	Cross Slope (PAR)	2.0-3.0%	5 ft	217	SF	$120	**$26,082**
56710	54.5 to 55.5 feet	**Vertical Change**	.5	5 ft	5	SF	$75	**$338**
56181	83.2 to 84.2 feet	**Vertical Change**	.4	5 ft	5	LF	$75	**$338**
54721	88.6 to 89.6 feet	**Vertical Change**	.3	5 ft	5	LF	$75	**$338**
59222	88.6 to 115.2 feet	Driveway				REF		
21616	91.8 to 105.3 feet	**Cross Slope (Driveway)**	7.0-8.0%	5 ft	61	SF	$40	**$2,430**
21622	105.3 to 112.2 feet	**Cross Slope (Driveway)**	9.0-10.0%	5 ft	31	SF	$40	**$1,242**
40604	113.2 to 115.3 feet	Running Slope	8.0-9.0%	5 ft	9	REF		
21625	115.3 to 116.4 feet	**Cross Slope (Driveway)**	3.0-4.0%	5 ft	5	SF	$40	**$198**
21626	116.4 to 127.9 feet	Cross Slope (PAR)	2.0-3.0%	5 ft	52	SF	$120	**$6,210**
76	122.4 to 123.4 feet	**Continuous Width**		5 ft	5	SF	$120	**$540**
21629	130.2 to 131.3 feet	Cross Slope (PAR)	3.0-4.0%	5 ft	5	SF	$120	**$594**
21630	134.3 to 137.8 feet	Cross Slope (PAR)	3.0-4.0%	5 ft	16	SF	$120	**$1,890**
21631	137.8 to 140.9 feet	Cross Slope (PAR)	2.0-3.0%	5 ft	14	SF	$120	**$1,674**
59223	150.6 to 171.4 feet	Driveway				REF		
40605	152.9 to 154.5 feet	Running Slope	9.0-10.0%	5 ft	7	REF		
21633	156.1 to 165.7 feet	**Cross Slope (Driveway)**	>15%	5 ft	43	SF	$40	**$1,728**
21635	165.7 to 167.1 feet	**Cross Slope (Driveway)**	13.014	5 ft	6	SF	$40	**$252**
54722	166.9 to 170.9 feet	**Vertical Change**	.3	5 ft	18	REF		
40606	170.1 to 171.1 feet	Running Slope	5.0-6.0%	5 ft	5	REF		
59224	186.5 to 206.2 feet	Driveway				REF		
56182	187.3 to 188.3 feet	**Vertical Change**	.4	5 ft	5	REF		
40607	188.6 to 190.3 feet	Running Slope	7.0-8.0%	5 ft	8	REF		
21636	190.9 to 196.8 feet	**Cross Slope (Driveway)**	12.0-13.0%	5 ft	27	SF	$40	**$1,062**
56712	193.4 to 194.4 feet	**Vertical Change**	.5	5 ft	5	REF		
21637	199.3 to 203.3 feet	**Cross Slope (Driveway)**	12.0-13.0%	5 ft	18	SF	$40	**$720**
56183	201.9 to 205.6 feet	**Vertical Change**	.4	5 ft	17	REF		

Funding Source: TBD **Year to be Completed** TBD

Street Side	Run ID	Survey Street Name	Starting Street Name	End Street Name	Priority
SW	1909251430	1ST ST	ALAMEDA AVE	540 1ST ST	115.75

ID	Dist. from Corner	Barrier Type	As-is Measurement/Notes	Sidewalk Width	Qty	Unit	Cost	Total
40608	204.2 to 205.2 feet	Running Slope	7.0-8.0%	5 ft	5	REF		
21639	233.0 to 237.0 feet	Cross Slope (PAR)	2.0-3.0%	5 ft	18	SF	$120	**$2,160**
21640	239.5 to 253.9 feet	Cross Slope (PAR)	2.0-3.0%	5 ft	65	SF	$120	**$7,776**
56184	241.9 to 242.9 feet	**Vertical Change**	.4	5 ft	5	REF		

TOTAL COST FOR: SW *side of* **1ST ST** *Starting at:* **ALAMEDA AVE** **$67,666.50**

Funding Source: TBD **Year to be Completed** TBD

Street Side	Run ID	Survey Street Name	Starting Street Name	End Street Name	Priority
SW	1909251536	1ST ST	COLUSA AVE	SIDEWALK ENDS	63

ID	Dist. from Corner	Barrier Type	As-is Measurement/Notes	Sidewalk Width	Qty	Unit	Cost	Total
21009	1.2 to 6.2 feet	Cross Slope (PAR)	2.0-3.0%	4 ft	21	SF	$120	**$2,550**
21012	6.2 to 14.4 feet	Cross Slope (PAR)	4.0-5.0%	4 ft	35	SF	$120	**$4,182**
21015	14.4 to 17.3 feet	Cross Slope (PAR)	6.0-7.0%	4 ft	12	SF	$120	**$1,479**
21016	17.7 to 21.3 feet	Cross Slope (PAR)	5.0-6.0%	4 ft	15	SF	$120	**$1,836**
21018	21.3 to 24.8 feet	Cross Slope (PAR)	6.0-7.0%	4 ft	15	SF	$120	**$1,785**
54690	25.0 to 26.0 feet	**Vertical Change**	.3	4 ft	4	REF		
21019	25.0 to 28.6 feet	Cross Slope (PAR)	5.0-6.0%	4 ft	15	SF	$120	**$1,836**
21021	28.8 to 36.3 feet	Cross Slope (PAR)	3.0-4.0%	4 ft	32	SF	$120	**$3,825**
21023	36.3 to 42.5 feet	Cross Slope (PAR)	5.0-6.0%	4 ft	26	SF	$120	**$3,162**
21026	45.0 to 47.3 feet	Cross Slope (PAR)	4.0-5.0%	4 ft	10	SF	$120	**$1,173**
21027	49.4 to 54.3 feet	Cross Slope (PAR)	4.0-5.0%	4 ft	21	SF	$120	**$2,499**
21029	56.4 to 73.4 feet	Cross Slope (PAR)	3.0-4.0%	4 ft	72	SF	$120	**$8,670**
21034	73.8 to 138.9 feet	Cross Slope (PAR)	2.0-3.0%	4 ft	277	SF	$120	**$33,201**
54691	115.0 to 116.0 feet	**Vertical Change**	.3	4 ft	4	REF		
73	139.0 to 140.0 feet	**Continuous Width**		4 ft	4	SF	$120	**$510**

TOTAL COST FOR: SW *side of* **1ST ST** *Starting at:* **COLUSA AVE** **$66,708.00**

Funding Source: TBD **Year to be Completed** TBD

Street Side	Run ID	Survey Street Name	Starting Street Name	End Street Name	Priority
SW	51909251526	1ST ST	KINGS AVE	ROBERTSON BLVD	91.75

ID	Dist. from Corner	Barrier Type	As-is Measurement/Notes	Sidewalk Width	Qty	Unit	Cost	Total
36004	0.2 to 7.3 feet	Cross Slope (PAR)	2.0-3.0%	6 ft	39	SF	$120	**$4,686**
56535	9.3 to 10.3 feet	**Vertical Change**	.4	6 ft	5	LF	$75	**$413**
51356	11.0 to 12.0 feet	**Vertical Change**	-.3	6 ft	6	LF	$75	**$413**
36007	15.1 to 16.8 feet	Cross Slope (PAR)	2.0-3.0%	6 ft	9	SF	$120	**$1,122**
55750	35.5 to 36.5 feet	**Vertical Change**	.3	6 ft	6	LF	$75	**$413**
56536	39.4 to 40.4 feet	**Vertical Change**	.4	6 ft	6	LF	$75	**$413**
51357	46.1 to 47.1 feet	**Vertical Change**	-.3	6 ft	6	LF	$75	**$413**
36008	83.2 to 86.1 feet	Cross Slope (PAR)	5.0-6.0%	6 ft	16	SF	$120	**$1,914**
47815	85.6 to 86.6 feet	**Vertical Change**	-.4	6 ft	6	REF		
56537	113.7 to 114.7 feet	**Vertical Change**	.4	6 ft	6	LF	$75	**$413**
180	128.1 to 129.1 feet	**Protruding Object**		6 ft	6	JOB	$99	**$99**
51358	129.0 to 130.0 feet	**Vertical Change**	-.3	6 ft	6	LF	$75	**$413**
60152	134.0 to 155.6 feet	Driveway				REF		
36010	138.7 to 140.1 feet	**Cross Slope (Driveway)**	2.0-3.0%	6 ft	8	SF	$40	**$308**
36011	154.7 to 162.8 feet	**Cross Slope (Driveway)**	2.0-3.0%	6 ft	45	SF	$40	**$1,782**
36014	166.1 to 185.3 feet	Cross Slope (PAR)	2.0-3.0%	6 ft	106	SF	$120	**$12,672**
60153	180.8 to 206.0 feet	Driveway				REF		
36018	193.8 to 209.3 feet	**Cross Slope (Driveway)**	2.0-3.0%	6 ft	85	SF	$40	**$3,410**
36022	212.8 to 271.8 feet	Cross Slope (PAR)	2.0-3.0%	6 ft	325	SF	$120	**$38,940**
36036	279.7 to 293.9 feet	Cross Slope (PAR)	2.0-3.0%	6 ft	78	SF	$120	**$9,372**
41073	294.1 to 295.9 feet	Running Slope	5.0-6.0%	6 ft	10	SF	$120	**$1,188**

TOTAL COST FOR: SW *side of* **1ST ST** *Starting at:* **KINGS AVE** **$78,380.50**

Funding Source: TBD **Year to be Completed** TBD

Street Side	Run ID	Survey Street Name	Starting Street Name	End Street Name	Priority
SW	1909260828	1ST ST	ORANGE AVE	SIDEWALK ENDS	96

ID	Dist. from Corner	Barrier Type	As-is Measurement/Notes	Sidewalk Width	Qty	Unit	Cost	Total
28066	0.0 to 66.6 feet	Cross Slope (PAR)	2.0-3.0%	5 ft	300	SF	$120	**$35,964**
56385	2.9 to 3.9 feet	**Vertical Change**	.4	5 ft	5	REF		
55323	64.4 to 65.4 feet	**Vertical Change**	.3	5 ft	5	REF		
28078	76.3 to 79.8 feet	Cross Slope (PAR)	2.0-3.0%	5 ft	16	SF	$120	**$1,890**
28080	82.0 to 111.0 feet	Cross Slope (PAR)	2.0-3.0%	5 ft	131	SF	$120	**$15,660**
59591	109.2 to 128.1 feet	Driveway				REF		
28087	114.6 to 124.7 feet	**Cross Slope (Driveway)**	13.014	5 ft	45	SF	$40	**$1,818**
28089	128.4 to 138.3 feet	**Cross Slope (Driveway)**	3.0-4.0%	5 ft	45	SF	$40	**$1,782**
104	138.5 to 139.5 feet	**Continuous Width**		5 ft	5	SF	$120	**$540**

TOTAL COST FOR: SW *side of* **1ST ST** *Starting at:* **ORANGE AVE** **$57,654.00**

Funding Source: TBD **Year to be Completed** TBD

Street Side	Run ID	Survey Street Name	Starting Street Name	End Street Name	Priority
NE	51909251528	1ST ST	ROBERTSON BLVD	KINGS AVE	81.5

ID	Dist. from Corner	Barrier Type	As-is Measurement/Notes	Sidewalk Width	Qty	Unit	Cost	Total
36040	0.9 to 7.3 feet	Cross Slope (PAR)	2.0-3.0%	10 ft	64	SF	$120	**$7,680**
36042	14.1 to 18.7 feet	Cross Slope (PAR)	5.0-6.0%	10 ft	46	SF	$120	**$5,520**
60154	17.5 to 40.7 feet	Driveway				REF		
36044	18.7 to 20.2 feet	**Cross Slope (Driveway)**	6.0-7.0%	10 ft	15	SF	$40	**$600**
36045	45.6 to 48.9 feet	Cross Slope (PAR)	2.0-3.0%	10 ft	33	SF	$120	**$3,960**
36047	75.9 to 84.8 feet	Cross Slope (PAR)	2.0-3.0%	10 ft	89	SF	$120	**$10,680**
36052	102.5 to 104.4 feet	Cross Slope (PAR)	2.0-3.0%	10 ft	19	SF	$120	**$2,280**
56871	138.3 to 139.3 feet	**Vertical Change**	.5	10 ft	10	SF	$75	**$750**
55751	148.3 to 149.3 feet	**Vertical Change**	.3	10 ft	10	LF	$75	**$750**
55752	255.8 to 256.8 feet	**Vertical Change**	.3	10 ft	10	LF	$75	**$750**
36053	266.0 to 267.1 feet	Cross Slope (PAR)	2.0-3.0%	10 ft	11	SF	$120	**$1,320**
36054	274.2 to 278.6 feet	Cross Slope (PAR)	2.0-3.0%	10 ft	44	SF	$120	**$5,280**

TOTAL COST FOR: NE *side of* **1ST ST** *Starting at:* **ROBERTSON BLVD** **$39,570.00**

Funding Source: TBD **Year to be Completed** TBD

Street Side	Run ID	Survey Street Name	Starting Street Name	End Street Name	Priority
SW	1908211611	1ST ST	ROBERTSON BLVD	TRINITY AVE	101

ID	Dist. from Corner	Barrier Type	As-is Measurement/Notes	Sidewalk Width	Qty	Unit	Cost	Total
44424	1.1 to 2.1 feet	Vertical Change	-.55	10 ft	9	SF	$75	$713
4730	8.3 to 62.7 feet	Cross Slope (PAR)	2.0-3.0%	10 ft	517	SF	$120	$62,016
52521	11.7 to 12.7 feet	Vertical Change	-.28	10 ft	10	REF		
57953	57.8 to 103.9 feet	Driveway				REF		
42129	60.2 to 61.2 feet	Vertical Change	-.74	10 ft	10	REF		
4733	62.7 to 64.9 feet	Cross Slope (Driveway)	4.0-5.0%	10 ft	21	SF	$40	$836
45917	63.1 to 65.3 feet	Vertical Change	-.48	10 ft	21	REF		
4735	64.9 to 70.5 feet	Cross Slope (Driveway)	6.0-7.0%	10 ft	53	SF	$40	$2,128
4737	70.5 to 100.7 feet	Cross Slope (Driveway)	8.0-9.0%	10 ft	287	SF	$40	$11,476
49339	82.7 to 83.7 feet	Vertical Change	-.35	10 ft	10	REF		
4744	100.7 to 102.0 feet	Cross Slope (Driveway)	6.0-7.0%	10 ft	12	SF	$40	$494
48464	100.8 to 103.0 feet	Vertical Change	-.38	10 ft	21	REF		
4745	102.0 to 104.7 feet	Cross Slope (Driveway)	5.0-6.0%	10 ft	26	SF	$40	$1,026
4747	104.7 to 106.6 feet	Cross Slope (PAR)	3.0-4.0%	10 ft	18	SF	$120	$2,166
4748	106.6 to 136.3 feet	Cross Slope (PAR)	2.0-3.0%	10 ft	282	SF	$120	$33,858
53980	122.3 to 124.7 feet	Vertical Change	-.25	10 ft	23	REF		
57954	127.7 to 149.8 feet	Driveway				REF		
47521	129.1 to 130.1 feet	Vertical Change	-.41	10 ft	10	REF		
4753	136.3 to 151.5 feet	Cross Slope (Driveway)	4.0-5.0%	10 ft	144	SF	$40	$5,776
49340	141.7 to 142.7 feet	Vertical Change	-.35	10 ft	10	REF		
4757	151.5 to 156.3 feet	Cross Slope (PAR)	2.0-3.0%	10 ft	46	SF	$120	$5,472
4759	166.1 to 168.6 feet	Cross Slope (PAR)	2.0-3.0%	10 ft	24	SF	$120	$2,850
54153	173.4 to 174.4 feet	Vertical Change	.27	10 ft	10	LF	$75	$713
4760	180.8 to 186.1 feet	Cross Slope (PAR)	2.0-3.0%	10 ft	50	SF	$120	$6,042
57955	183.3 to 269.3 feet	Driveway				REF		
4762	189.8 to 196.7 feet	Cross Slope (Driveway)	10.0-11.0%	10 ft	66	SF	$40	$2,622
4764	196.7 to 201.4 feet	Cross Slope (Driveway)	8.0-9.0%	10 ft	45	SF	$40	$1,786
4766	201.4 to 214.2 feet	Cross Slope (Driveway)	6.0-7.0%	10 ft	122	SF	$40	$4,864

Funding Source: TBD **Year to be Completed** TBD

Street Side	Run ID	Survey Street Name	Starting Street Name	End Street Name	Priority
SW	1908211611	1ST ST	ROBERTSON BLVD	TRINITY AVE	101

ID	Dist. from Corner	Barrier Type	As-is Measurement/Notes	Sidewalk Width	Qty	Unit	Cost	Total
50734	210.1 to 211.1 feet	Vertical Change	-.31	10 ft	10	REF		
4767	214.2 to 241.7 feet	Cross Slope (Driveway)	5.0-6.0%	10 ft	261	SF	$40	**$10,450**
4769	241.7 to 270.3 feet	Cross Slope (Driveway)	3.0-4.0%	10 ft	272	SF	$40	**$10,868**
4771	270.3 to 280.4 feet	Cross Slope (PAR)	2.0-3.0%	10 ft	96	SF	$120	**$11,514**
4774	287.8 to 293.9 feet	Cross Slope (PAR)	2.0-3.0%	10 ft	58	SF	$120	**$6,954**
48182	293.4 to 294.4 feet	Vertical Change	-.39	10 ft	10	REF		

TOTAL COST FOR: SW *side of* **1ST ST** *Starting at:* **ROBERTSON BLVD** **$184,623.00**

Funding Source: TBD **Year to be Completed** TBD

Street Side	Run ID	Survey Street Name	Starting Street Name	End Street Name	Priority
NE	1908211602	1ST ST	SIDEWALK BEGINS	TRINITY AVE	96.5

ID	Dist. from Corner	Barrier Type	As-is Measurement/Notes	Sidewalk Width	Qty	Unit	Cost	Total
4683	0.0 to 16.3 feet	Cross Slope (PAR)	2.0-3.0%	5 ft	73	SF	$120	**$8,802**
27	11.1 to 12.1 feet	**Continuous Width**		5 ft	5	SF	$120	**$540**
57949	15.2 to 52.2 feet	Driveway				REF		
4684	22.1 to 49.0 feet	**Cross Slope (Driveway)**	>15%	5 ft	121	SF	$40	**$4,842**
40126	48.2 to 49.8 feet	Running Slope	8.0-9.0%	5 ft	7	REF		
4685	70.0 to 73.5 feet	Cross Slope (PAR)	2.0-3.0%	5 ft	16	SF	$120	**$1,890**
4686	93.8 to 108.4 feet	Cross Slope (PAR)	2.0-3.0%	5 ft	66	SF	$120	**$7,884**
49033	119.2 to 120.2 feet	**Vertical Change**	-.36	5 ft	5	LF	$75	**$338**
4687	121.3 to 122.4 feet	Cross Slope (PAR)	2.0-3.0%	5 ft	5	SF	$120	**$594**
4688	135.4 to 144.6 feet	Cross Slope (PAR)	2.0-3.0%	5 ft	41	SF	$120	**$4,968**
28	140.8 to 141.8 feet	**Continuous Width**		5 ft	5	SF	$120	**$540**

TOTAL COST FOR: NE *side of* **1ST ST** *Starting at:* **SIDEWALK BEGINS** **$30,397.50**

Funding Source: TBD **Year to be Completed** TBD

Street Side	Run ID	Survey Street Name	Starting Street Name	End Street Name	Priority
NE	51909241013	1ST ST	SIDEWALK BEGINS	SIDEWALK ENDS	109

ID	Dist. from Corner	Barrier Type	As-is Measurement/Notes	Sidewalk Width	Qty	Unit	Cost	Total
30064	0.0 to 2.8 feet	Cross Slope (PAR)	5.0-6.0%	10 ft	28	SF	$120	**$3,360**
30067	9.7 to 11.2 feet	Cross Slope (PAR)	2.0-3.0%	10 ft	15	SF	$120	**$1,800**
30068	15.0 to 34.2 feet	Cross Slope (PAR)	2.0-3.0%	10 ft	192	SF	$120	**$23,040**
41565	15.3 to 16.3 feet	**Vertical Change**	-1	10 ft	10	REF		
47720	30.7 to 31.7 feet	**Vertical Change**	-.4	10 ft	10	REF		
59723	33.4 to 88.3 feet	Driveway				REF		
30074	37.1 to 49.3 feet	**Cross Slope (Driveway)**	7.0-8.0%	10 ft	122	SF	$40	**$4,880**
30077	51.5 to 70.8 feet	**Cross Slope (Driveway)**	7.0-8.0%	10 ft	193	SF	$40	**$7,720**
57070	65.4 to 66.4 feet	**Vertical Change**	.6	10 ft	10	REF		
30083	74.5 to 83.4 feet	**Cross Slope (Driveway)**	7.0-8.0%	10 ft	89	SF	$40	**$3,560**
30086	83.6 to 85.8 feet	**Cross Slope (Driveway)**	5.0-6.0%	10 ft	22	SF	$40	**$880**
30087	86.8 to 88.6 feet	**Cross Slope (Driveway)**	6.0-7.0%	10 ft	18	SF	$40	**$720**
30088	89.3 to 90.8 feet	Cross Slope (PAR)	4.0-5.0%	10 ft	15	SF	$120	**$1,800**
30089	91.3 to 116.2 feet	Cross Slope (PAR)	2.0-3.0%	10 ft	249	SF	$120	**$29,880**
41877	91.8 to 92.8 feet	**Vertical Change**	-.8	10 ft	10	REF		
55382	102.9 to 103.9 feet	**Vertical Change**	.3	10 ft	10	REF		
45382	113.8 to 114.8 feet	**Vertical Change**	-.5	10 ft	10	REF		
59724	114.3 to 132.5 feet	Driveway				REF		
30094	118.1 to 119.3 feet	**Cross Slope (Driveway)**	5.0-6.0%	10 ft	12	SF	$40	**$480**
30095	119.9 to 131.2 feet	**Cross Slope (Driveway)**	7.0-8.0%	10 ft	113	SF	$40	**$4,520**

TOTAL COST FOR: NE *side of* **1ST ST** *Starting at:* **SIDEWALK BEGINS** **$82,640.00**

Funding Source: TBD **Year to be Completed** TBD

Street Side	Run ID	Survey Street Name	Starting Street Name	End Street Name	Priority
NE	51909241014	1ST ST	SIDEWALK BEGINS	SIDEWALK ENDS	77

ID	Dist. from Corner	Barrier Type	As-is Measurement/Notes	Sidewalk Width	Qty	Unit	Cost	Total
30099	11.1 to 12.3 feet	Cross Slope (PAR)	2.0-3.0%	10 ft	12	SF	$120	**$1,440**

TOTAL COST FOR: NE *side of* **1ST ST** *Starting at:* **SIDEWALK BEGINS** **$1,440.00**

Funding Source: TBD **Year to be Completed** TBD

Street Side	Run ID	Survey Street Name	Starting Street Name	End Street Name	Priority
SW	1909251540	1ST ST	SIDEWALK BEGINS	MARIPOSA AVE	52

ID	Dist. from Corner	Barrier Type	As-is Measurement/Notes	Sidewalk Width	Qty	Unit	Cost	Total
20980	0.0 to 12.0 feet	Cross Slope (PAR)	3.0-4.0%	5 ft	54	SF	$120	**$6,480**
20984	13.2 to 44.3 feet	Cross Slope (PAR)	5.0-6.0%	5 ft	140	SF	$120	**$16,794**
56706	25.1 to 26.1 feet	**Vertical Change**	.5	5 ft	5	REF		
54689	40.1 to 41.1 feet	**Vertical Change**	.3	5 ft	5	REF		
20988	44.5 to 45.7 feet	Cross Slope (PAR)	6.0-7.0%	5 ft	5	SF	$120	**$648**
20989	45.7 to 49.3 feet	Cross Slope (PAR)	5.0-6.0%	5 ft	16	SF	$120	**$1,944**
20991	50.9 to 88.8 feet	Cross Slope (PAR)	3.0-4.0%	5 ft	171	SF	$120	**$20,466**
57470	83.2 to 84.2 feet	**Vertical Change**	1.5	5 ft	5	REF		
20999	90.2 to 98.8 feet	Cross Slope (PAR)	2.0-3.0%	5 ft	39	SF	$120	**$4,644**
21001	99.8 to 114.8 feet	Cross Slope (PAR)	4.0-5.0%	5 ft	68	SF	$120	**$8,100**
21004	117.8 to 128.9 feet	Cross Slope (PAR)	4.0-5.0%	5 ft	50	SF	$120	**$5,994**

TOTAL COST FOR: SW *side of* **1ST ST** *Starting at:* **SIDEWALK BEGINS** **$65,070.00**

Funding Source: TBD **Year to be Completed** TBD

Street Side	Run ID	Survey Street Name	Starting Street Name	End Street Name	Priority
SW	1909260831	1ST ST	SIDEWALK BEGINS	HUMBOLDT AVE	94

ID	Dist. from Corner	Barrier Type	As-is Measurement/Notes	Sidewalk Width	Qty	Unit	Cost	Total
28044	0.0 to 26.3 feet	Cross Slope (PAR)	2.0-3.0%	5 ft	118	SF	$120	**$14,202**
59589	26.7 to 43.8 feet	Driveway				REF		
28049	32.5 to 41.5 feet	**Cross Slope (Driveway)**	12.0-13.0%	5 ft	41	SF	$40	**$1,620**
56383	41.9 to 42.9 feet	**Vertical Change**	.4	5 ft	5	REF		
28052	44.8 to 45.9 feet	Cross Slope (PAR)	3.0-4.0%	5 ft	5	SF	$120	**$594**
28053	45.9 to 54.1 feet	Cross Slope (PAR)	2.0-3.0%	5 ft	37	SF	$120	**$4,428**
28054	61.4 to 63.9 feet	Cross Slope (PAR)	2.0-3.0%	5 ft	11	SF	$120	**$1,350**
28055	68.2 to 69.2 feet	Cross Slope (PAR)	2.0-3.0%	5 ft	5	SF	$120	**$540**
59590	68.8 to 86.0 feet	Driveway				REF		
55321	69.6 to 70.6 feet	**Vertical Change**	.3	5 ft	5	REF		
28056	73.9 to 83.2 feet	**Cross Slope (Driveway)**	11.0-12.0%	5 ft	42	SF	$40	**$1,674**
28058	87.4 to 106.4 feet	Cross Slope (PAR)	2.0-3.0%	5 ft	86	SF	$120	**$10,260**
55322	94.6 to 95.6 feet	**Vertical Change**	.3	5 ft	5	REF		
28062	108.5 to 121.1 feet	Cross Slope (PAR)	4.0-5.0%	5 ft	57	SF	$120	**$6,804**
56384	115.1 to 116.1 feet	**Vertical Change**	.4	5 ft	5	REF		
28065	121.1 to 122.5 feet	Cross Slope (PAR)	2.0-3.0%	5 ft	6	SF	$120	**$756**

TOTAL COST FOR: SW *side of* **1ST ST** *Starting at:* **SIDEWALK BEGINS** **$42,228.00**

Funding Source: TBD **Year to be Completed** TBD

Street Side	Run ID	Survey Street Name	Starting Street Name	End Street Name	Priority
SW	51909241339	1ST ST	SIDEWALK BEGINS	RIVERSIDE AVE	102.25

ID	Dist. from Corner	Barrier Type	As-is Measurement/Notes	Sidewalk Width	Qty	Unit	Cost	Total
40952	1.3 to 2.3 feet	Running Slope	5.0-6.0%	6 ft	5	SF	$120	**$660**
31621	18.4 to 26.4 feet	Cross Slope (PAR)	2.0-3.0%	6 ft	44	SF	$120	**$5,280**
59837	26.1 to 50.4 feet	Driveway				REF		
31623	30.5 to 39.7 feet	**Cross Slope (Driveway)**	>15%	6 ft	51	SF	$40	**$2,024**
31624	41.8 to 48.3 feet	**Cross Slope (Driveway)**	>15%	6 ft	36	SF	$40	**$1,430**
31625	52.3 to 53.6 feet	Cross Slope (PAR)	4.0-5.0%	6 ft	7	SF	$120	**$858**
31626	55.7 to 90.8 feet	Cross Slope (PAR)	4.0-5.0%	6 ft	193	SF	$120	**$23,166**
31634	90.8 to 94.1 feet	Cross Slope (PAR)	2.0-3.0%	6 ft	18	SF	$120	**$2,178**
31635	100.5 to 110.5 feet	Cross Slope (PAR)	2.0-3.0%	6 ft	55	SF	$120	**$6,600**
31637	113.1 to 114.5 feet	Cross Slope (PAR)	2.0-3.0%	6 ft	8	SF	$120	**$924**
51163	130.3 to 131.3 feet	**Vertical Change**	-.3	6 ft	6	LF	$75	**$413**

TOTAL COST FOR: SW *side of* **1ST ST** *Starting at:* **SIDEWALK BEGINS** **$43,532.50**

Funding Source: TBD **Year to be Completed** TBD

Street Side	Run ID	Survey Street Name	Starting Street Name	End Street Name	Priority
NE	1908211607	1ST ST	TRINITY AVE	ROBERTSON BLVD	84.75

ID	Dist. from Corner	Barrier Type	As-is Measurement/Notes	Sidewalk Width	Qty	Unit	Cost	Total
4693	0.0 to 17.0 feet	Cross Slope (PAR)	4.0-5.0%	4 ft	68	SF	$120	**$8,160**
47936	2.2 to 18.1 feet	**Vertical Change**	-.4	4 ft	64	REF		
4697	17.0 to 63.8 feet	Cross Slope (PAR)	2.0-3.0%	4 ft	187	SF	$120	**$22,464**
49998	20.2 to 32.2 feet	**Vertical Change**	-.33	4 ft	48	REF		
53036	43.6 to 44.6 feet	**Vertical Change**	-.27	4 ft	4	REF		
52078	51.1 to 61.9 feet	**Vertical Change**	-.29	4 ft	43	REF		
53037	65.4 to 66.4 feet	**Vertical Change**	-.27	4 ft	4	LF	$75	**$300**
4700	71.5 to 118.3 feet	Cross Slope (PAR)	2.0-3.0%	4 ft	187	SF	$120	**$22,464**
53978	72.1 to 73.1 feet	**Vertical Change**	-.25	4 ft	4	REF		
52520	113.5 to 114.5 feet	**Vertical Change**	-.28	4 ft	4	REF		
4703	124.3 to 137.5 feet	Cross Slope (PAR)	2.0-3.0%	4 ft	53	SF	$120	**$6,336**
57950	132.3 to 158.8 feet	Driveway				REF		
50733	137.0 to 138.0 feet	**Vertical Change**	-.31	4 ft	4	REF		
4705	137.5 to 146.5 feet	**Cross Slope (Driveway)**	4.0-5.0%	4 ft	36	SF	$40	**$1,440**
4709	146.5 to 150.4 feet	**Cross Slope (Driveway)**	2.0-3.0%	4 ft	16	SF	$40	**$624**
40127	148.3 to 149.7 feet	Running Slope	5.0-6.0%	4 ft	6	REF		
40128	149.7 to 152.5 feet	Running Slope	6.0-7.0%	4 ft	11	REF		
4711	150.4 to 153.0 feet	**Cross Slope (Driveway)**	4.0-5.0%	4 ft	10	SF	$40	**$416**
40130	152.5 to 155.0 feet	Running Slope	8.0-9.0%	4 ft	10	REF		
4713	155.3 to 156.3 feet	**Cross Slope (Driveway)**	7.0-8.0%	4 ft	4	SF	$40	**$160**
4714	158.5 to 189.3 feet	**Cross Slope (Driveway)**	2.0-3.0%	4 ft	123	SF	$40	**$4,928**
53979	169.1 to 170.1 feet	**Vertical Change**	-.25	4 ft	4	REF		
53560	172.2 to 173.2 feet	**Vertical Change**	-.26	4 ft	4	REF		
51646	175.3 to 176.3 feet	**Vertical Change**	-.3	4 ft	4	REF		
57951	188.3 to 203.4 feet	Driveway				REF		
4716	190.5 to 192.5 feet	**Cross Slope (Driveway)**	4.0-5.0%	4 ft	8	SF	$40	**$320**
4717	194.3 to 202.4 feet	**Cross Slope (Driveway)**	7.0-8.0%	4 ft	32	SF	$40	**$1,296**
40131	198.7 to 200.3 feet	Running Slope	9.0-10.0%	4 ft	6	REF		

Funding Source: TBD **Year to be Completed** TBD

Street Side	Run ID	Survey Street Name	Starting Street Name	End Street Name	Priority
NE	1908211607	1ST ST	TRINITY AVE	ROBERTSON BLVD	84.75

ID	Dist. from Corner	Barrier Type	As-is Measurement/Notes	Sidewalk Width	Qty	Unit	Cost	Total
4721	202.4 to 216.3 feet	Cross Slope (Driveway)	5.0-6.0%	4 ft	56	SF	$40	**$2,224**
53038	208.7 to 209.7 feet	Vertical Change	-.27	4 ft	4	REF		
4725	216.3 to 218.0 feet	Cross Slope (PAR)	3.0-4.0%	4 ft	7	SF	$120	**$816**
4726	218.0 to 229.8 feet	Cross Slope (PAR)	2.0-3.0%	4 ft	47	SF	$120	**$5,664**
57952	234.3 to 289.8 feet	Driveway				REF		
4727	246.2 to 290.0 feet	Cross Slope (Driveway)	2.0-3.0%	4 ft	175	SF	$40	**$7,008**
53561	246.9 to 247.9 feet	Vertical Change	-.26	4 ft	4	REF		
47938	255.6 to 256.6 feet	Vertical Change	-.4	4 ft	4	REF		
56618	268.4 to 269.4 feet	Vertical Change	.41	4 ft	4	REF		
4729	290.0 to 295.2 feet	Cross Slope (Driveway)	4.0-5.0%	4 ft	21	SF	$40	**$832**

TOTAL COST FOR: NE *side of* **1ST ST** *Starting at:* **TRINITY AVE** **$85,452.00**

Funding Source: TBD **Year to be Completed** TBD

Street Side	Run ID	Survey Street Name	Starting Street Name	End Street Name	Priority
SW	1908211559	1ST ST	TRINITY AVE	ORANGE AVE	84

ID	Dist. from Corner	Barrier Type	As-is Measurement/Notes	Sidewalk Width	Qty	Unit	Cost	Total
42089	2.3 to 3.3 feet	Vertical Change	-.75	8 ft	8	SF	$75	$600
4665	12.4 to 197.1 feet	Cross Slope (PAR)	2.0-3.0%	8 ft	1478	SF	$120	$177,312
43866	13.7 to 14.7 feet	Vertical Change	-.58	8 ft	8	REF		
49337	20.6 to 22.6 feet	Vertical Change	-.35	8 ft	16	REF		
50352	33.3 to 34.3 feet	Vertical Change	-.32	8 ft	8	REF		
47520	53.0 to 54.0 feet	Vertical Change	-.41	8 ft	8	REF		
47276	72.6 to 73.6 feet	Vertical Change	-.42	8 ft	8	REF		
48181	123.9 to 124.9 feet	Vertical Change	-.39	8 ft	8	REF		
46585	131.1 to 132.1 feet	Vertical Change	-.45	8 ft	8	REF		
46586	140.6 to 141.6 feet	Vertical Change	-.45	8 ft	8	REF		
48462	150.1 to 151.1 feet	Vertical Change	-.38	8 ft	8	REF		
53035	190.0 to 191.0 feet	Vertical Change	-.27	8 ft	8	REF		
44224	198.8 to 199.8 feet	Vertical Change	-.56	8 ft	8	SF	$75	$600
4675	204.2 to 206.3 feet	Cross Slope (PAR)	2.0-3.0%	8 ft	17	SF	$120	$2,016
4676	213.5 to 220.6 feet	Cross Slope (PAR)	2.0-3.0%	8 ft	57	SF	$120	$6,816
4678	220.6 to 249.3 feet	Cross Slope (PAR)	4.0-5.0%	8 ft	230	SF	$120	$27,552
46361	229.6 to 230.6 feet	Vertical Change	-.46	8 ft	8	REF		
49997	239.5 to 240.5 feet	Vertical Change	-.33	8 ft	8	REF		
4681	249.3 to 289.4 feet	Cross Slope (PAR)	2.0-3.0%	8 ft	321	SF	$120	$38,496
50732	249.5 to 250.5 feet	Vertical Change	-.31	8 ft	8	REF		
45223	256.9 to 257.9 feet	Vertical Change	-.51	8 ft	8	REF		
47277	269.0 to 270.0 feet	Vertical Change	-.42	8 ft	8	REF		
41590	290.8 to 291.8 feet	Vertical Change	-.99	8 ft	8	SF	$75	$600
46587	297.5 to 298.5 feet	Vertical Change	-.45	8 ft	8	LF	$75	$600
56990	297.5 to 298.5 feet	Vertical Change	.59	8 ft	8	SF	$75	$600

TOTAL COST FOR: SW *side of* **1ST ST** *Starting at:* **TRINITY AVE** **$255,192.00**

Funding Source: TBD **Year to be Completed** TBD

Street Side	Run ID	Survey Street Name	Starting Street Name	End Street Name	Priority
NE	1909260903	2ND ST	535 2ND ST	525 2ND ST	110.25

ID	Dist. from Corner	Barrier Type	As-is Measurement/Notes	Sidewalk Width	Qty	Unit	Cost	Total
27937	0.0 to 3.1 feet	Cross Slope (PAR)	2.0-3.0%	5 ft	14	SF	$120	**$1,674**
59581	3.3 to 19.2 feet	Driveway				REF		
40814	4.5 to 5.8 feet	Running Slope	5.0-6.0%	5 ft	6	REF		
40815	5.8 to 6.9 feet	Running Slope	6.0-7.0%	5 ft	5	REF		
27938	9.0 to 13.4 feet	**Cross Slope (Driveway)**	>15%	5 ft	20	SF	$40	**$792**
27940	14.6 to 15.6 feet	**Cross Slope (Driveway)**	11.0-12.0%	5 ft	5	SF	$40	**$180**
40816	16.4 to 17.8 feet	Running Slope	5.0-6.0%	5 ft	6	REF		
40817	17.8 to 18.9 feet	Running Slope	6.0-7.0%	5 ft	5	REF		
27941	20.0 to 32.9 feet	Cross Slope (PAR)	4.0-5.0%	5 ft	58	SF	$120	**$6,966**
55308	22.7 to 23.7 feet	**Vertical Change**	.3	5 ft	5	REF		
27943	32.9 to 49.5 feet	Cross Slope (PAR)	2.0-3.0%	5 ft	75	SF	$120	**$8,964**
101	40.3 to 41.3 feet	**Continuous Width**		5 ft	5	SF	$120	**$540**
57441	51.1 to 52.1 feet	**Vertical Change**	1.3	5 ft	5	SF	$75	**$338**
27947	53.3 to 55.9 feet	Cross Slope (PAR)	2.0-3.0%	5 ft	12	SF	$120	**$1,404**
27949	55.9 to 60.1 feet	Cross Slope (PAR)	4.0-5.0%	5 ft	19	SF	$120	**$2,268**
27951	60.1 to 61.1 feet	Cross Slope (PAR)	2.0-3.0%	5 ft	5	SF	$120	**$540**
59582	60.3 to 91.8 feet	Driveway				REF		
27952	66.8 to 69.7 feet	**Cross Slope (Driveway)**	13.014	5 ft	13	SF	$40	**$522**
27954	69.7 to 88.5 feet	**Cross Slope (Driveway)**	>15%	5 ft	85	SF	$40	**$3,384**
57065	91.4 to 92.4 feet	**Vertical Change**	.6	5 ft	5	REF		
27957	102.6 to 106.7 feet	Cross Slope (PAR)	2.0-3.0%	5 ft	18	SF	$120	**$2,214**
56379	103.2 to 104.2 feet	**Vertical Change**	.4	5 ft	5	REF		
27958	109.6 to 123.8 feet	Cross Slope (PAR)	2.0-3.0%	5 ft	64	SF	$120	**$7,668**
55309	115.0 to 116.0 feet	**Vertical Change**	.3	5 ft	5	REF		
27961	123.8 to 127.3 feet	Cross Slope (PAR)	4.0-5.0%	5 ft	16	SF	$120	**$1,890**

TOTAL COST FOR: NE *side of* **2ND ST** *Starting at:* **535 2ND ST** **$39,343.50**

Funding Source: TBD **Year to be Completed** TBD

Street Side	Run ID	Survey Street Name	Starting Street Name	End Street Name	Priority
SW	1909260849	2ND ST	HUMBOLDT AVE	SIDEWALK ENDS	98.25

ID	Dist. from Corner	Barrier Type	As-is Measurement/Notes	Sidewalk Width	Qty	Unit	Cost	Total
27996	10.3 to 16.4 feet	Cross Slope (PAR)	2.0-3.0%	5 ft	27	SF	$120	**$3,294**
55315	17.9 to 18.9 feet	**Vertical Change**	.3	5 ft	5	LF	$75	**$338**
57321	39.5 to 40.5 feet	**Vertical Change**	.9	5 ft	5	SF	$75	**$338**
27997	42.3 to 50.5 feet	Cross Slope (PAR)	2.0-3.0%	5 ft	37	SF	$120	**$4,428**
59584	50.0 to 60.8 feet	Driveway				REF		
40820	51.1 to 53.1 feet	Running Slope	6.0-7.0%	5 ft	9	REF		
27999	54.3 to 60.3 feet	**Cross Slope (Driveway)**	>15%	5 ft	27	SF	$40	**$1,080**

TOTAL COST FOR: SW *side of* **2ND ST** *Starting at:* **HUMBOLDT AVE** **$9,477.00**

Funding Source: TBD **Year to be Completed** TBD

Street Side	Run ID	Survey Street Name	Starting Street Name	End Street Name	Priority
NE	51909261053	2ND ST	KINGS AVE	RIVERSIDE AVE	115.75

ID	Dist. from Corner	Barrier Type	As-is Measurement/Notes	Sidewalk Width	Qty	Unit	Cost	Total
36807	3.5 to 11.6 feet	Cross Slope (PAR)	2.0-3.0%	6 ft	45	SF	$120	$5,346
36808	14.8 to 16.6 feet	Cross Slope (PAR)	2.0-3.0%	6 ft	10	SF	$120	$1,188
185	15.3 to 16.3 feet	Protruding Object		6 ft	6	JOB	$99	$99
57325	18.1 to 19.1 feet	Vertical Change	.9	6 ft	6	SF	$75	$413
36809	19.3 to 22.0 feet	Cross Slope (PAR)	2.0-3.0%	6 ft	15	SF	$120	$1,782
41170	23.2 to 24.2 feet	Vertical Change	-3.6	6 ft	6	SF	$75	$413
36811	27.4 to 28.7 feet	Cross Slope (PAR)	6.0-7.0%	6 ft	7	SF	$120	$858
36812	28.7 to 29.8 feet	Cross Slope (PAR)	5.0-6.0%	6 ft	6	SF	$120	$726
51386	50.6 to 51.6 feet	Vertical Change	-.3	6 ft	6	LF	$75	$413
36813	53.9 to 59.7 feet	Cross Slope (PAR)	2.0-3.0%	6 ft	32	SF	$120	$3,828
36814	65.4 to 73.3 feet	Cross Slope (PAR)	2.0-3.0%	6 ft	43	SF	$120	$5,214
57103	75.7 to 76.7 feet	Vertical Change	.6	6 ft	6	SF	$75	$413
36817	79.4 to 85.1 feet	Cross Slope (PAR)	2.0-3.0%	6 ft	31	SF	$120	$3,762
45436	85.7 to 86.7 feet	Vertical Change	-.5	6 ft	6	SF	$75	$413
36821	89.5 to 95.6 feet	Cross Slope (PAR)	2.0-3.0%	6 ft	34	SF	$120	$4,026
36824	95.6 to 96.9 feet	Cross Slope (PAR)	4.0-5.0%	6 ft	7	SF	$120	$858
36825	100.7 to 108.4 feet	Cross Slope (PAR)	2.0-3.0%	6 ft	42	SF	$120	$5,082
47824	100.8 to 101.8 feet	Vertical Change	-.4	6 ft	6	REF		
36829	108.4 to 110.2 feet	Cross Slope (PAR)	4.0-5.0%	6 ft	10	SF	$120	$1,188
60190	109.8 to 126.8 feet	Driveway				REF		
56878	110.2 to 111.2 feet	Vertical Change	.5	6 ft	6	REF		
36830	110.8 to 112.1 feet	Cross Slope (Driveway)	2.0-3.0%	6 ft	7	SF	$40	$286
41078	111.4 to 112.8 feet	Running Slope	5.0-6.0%	6 ft	8	REF		
36831	118.8 to 123.7 feet	Cross Slope (Driveway)	2.0-3.0%	6 ft	27	SF	$40	$1,078
36834	123.7 to 133.7 feet	Cross Slope (Driveway)	4.0-5.0%	6 ft	55	SF	$40	$2,200
60191	133.3 to 150.5 feet	Driveway				REF		
36838	133.8 to 139.8 feet	Cross Slope (Driveway)	2.0-3.0%	6 ft	33	SF	$40	$1,320
60192	156.2 to 166.5 feet	Driveway				REF		

Funding Source: TBD **Year to be Completed** TBD

Street Side	Run ID	Survey Street Name	Starting Street Name	End Street Name	Priority
NE	51909261053	2ND ST	KINGS AVE	RIVERSIDE AVE	115.75

ID	Dist. from Corner	Barrier Type	As-is Measurement/Notes	Sidewalk Width	Qty	Unit	Cost	Total
36840	158.7 to 162.6 feet	Cross Slope (Driveway)	3.0-4.0%	6 ft	21	SF	$40	**$858**
36841	162.6 to 163.8 feet	Cross Slope (Driveway)	2.0-3.0%	6 ft	7	SF	$40	**$264**
60193	168.7 to 190.6 feet	Driveway				REF		
36842	168.8 to 174.5 feet	Cross Slope (Driveway)	2.0-3.0%	6 ft	31	SF	$40	**$1,254**
57649	172.9 to 173.9 feet	Vertical Change	3.4	6 ft	6	REF		
56879	201.2 to 202.2 feet	Vertical Change	.5	6 ft	6	SF	$75	**$413**
36844	237.3 to 238.7 feet	Cross Slope (PAR)	2.0-3.0%	6 ft	8	SF	$120	**$924**
45437	257.0 to 258.0 feet	Vertical Change	-.5	6 ft	6	REF		
36845	257.0 to 285.4 feet	Cross Slope (PAR)	2.0-3.0%	6 ft	156	SF	$120	**$18,744**
36851	285.4 to 289.9 feet	Cross Slope (PAR)	4.0-5.0%	6 ft	25	SF	$120	**$2,970**
36853	289.9 to 291.8 feet	Cross Slope (PAR)	2.0-3.0%	6 ft	10	SF	$120	**$1,254**

TOTAL COST FOR: NE *side of* **2ND ST** *Starting at:* **KINGS AVE** **$67,584.00**

Funding Source: TBD **Year to be Completed** TBD

Street Side	Run ID	Survey Street Name	Starting Street Name	End Street Name	Priority
NE	51909261038	2ND ST	MONTEREY AVE	SIDEWALK ENDS	88

ID	Dist. from Corner	Barrier Type	As-is Measurement/Notes	Sidewalk Width	Qty	Unit	Cost	Total
36668	0.0 to 17.7 feet	Cross Slope (PAR)	3.0-4.0%	10 ft	177	SF	$120	**$21,240**
51382	0.2 to 1.2 feet	**Vertical Change**	-.3	10 ft	10	REF		
36674	20.7 to 27.3 feet	Cross Slope (PAR)	4.0-5.0%	10 ft	66	SF	$120	**$7,920**
36676	28.1 to 31.6 feet	Cross Slope (PAR)	2.0-3.0%	10 ft	35	SF	$120	**$4,200**
36678	31.8 to 35.3 feet	Cross Slope (PAR)	4.0-5.0%	10 ft	35	SF	$120	**$4,200**
36679	38.8 to 41.8 feet	Cross Slope (PAR)	3.0-4.0%	10 ft	30	SF	$120	**$3,600**
36681	41.8 to 43.0 feet	Cross Slope (PAR)	5.0-6.0%	10 ft	12	SF	$120	**$1,440**
36682	43.0 to 51.5 feet	Cross Slope (PAR)	6.0-7.0%	10 ft	85	SF	$120	**$10,200**
60185	47.7 to 65.8 feet	Driveway				REF		
36685	51.5 to 57.5 feet	**Cross Slope (Driveway)**	5.0-6.0%	10 ft	60	SF	$40	**$2,400**
36688	57.5 to 71.8 feet	**Cross Slope (Driveway)**	3.0-4.0%	10 ft	143	SF	$40	**$5,720**
36690	72.3 to 74.3 feet	Cross Slope (PAR)	2.0-3.0%	10 ft	20	SF	$120	**$2,400**
36691	80.1 to 87.0 feet	Cross Slope (PAR)	2.0-3.0%	10 ft	69	SF	$120	**$8,280**
60186	81.3 to 91.7 feet	Driveway				REF		
57324	108.8 to 109.8 feet	**Vertical Change**	.9	10 ft	10	SF	$75	**$750**
36693	114.1 to 115.8 feet	Cross Slope (PAR)	2.0-3.0%	10 ft	17	SF	$120	**$2,040**
36694	135.9 to 137.7 feet	Cross Slope (PAR)	2.0-3.0%	10 ft	18	SF	$120	**$2,160**

TOTAL COST FOR: NE *side of* **2ND ST** *Starting at:* **MONTEREY AVE** **$76,550.00**

Funding Source: TBD **Year to be Completed** TBD

Street Side	Run ID	Survey Street Name	Starting Street Name	End Street Name	Priority
SW	51909261041	2ND ST	MONTEREY AVE	SIDEWALK ENDS	59

ID	Dist. from Corner	Barrier Type	As-is Measurement/Notes	Sidewalk Width	Qty	Unit	Cost	Total
183	15.3 to 16.3 feet	Continuous Width		6 ft	6	SF	$120	**$660**

TOTAL COST FOR: SW *side of* **2ND ST** *Starting at:* **MONTEREY AVE** **$660.00**

Funding Source: TBD **Year to be Completed** TBD

Street Side	Run ID	Survey Street Name	Starting Street Name	End Street Name	Priority
SW	51909261046	2ND ST	MONTEREY AVE	SIDEWALK ENDS	102.25

ID	Dist. from Corner	Barrier Type	As-is Measurement/Notes	Sidewalk Width	Qty	Unit	Cost	Total
36731	0.9 to 2.9 feet	Cross Slope (PAR)	2.0-3.0%	6 ft	11	SF	$120	**$1,320**
36732	12.7 to 20.8 feet	Cross Slope (PAR)	2.0-3.0%	6 ft	45	SF	$120	**$5,346**
184	14.8 to 15.8 feet	**Protruding Object**		6 ft	6	JOB	$99	**$99**
36737	31.1 to 39.9 feet	Cross Slope (PAR)	2.0-3.0%	6 ft	48	SF	$120	**$5,808**
56550	38.2 to 41.0 feet	**Vertical Change**	.4	6 ft	15	REF		
36741	39.9 to 44.2 feet	Cross Slope (PAR)	4.0-5.0%	6 ft	24	SF	$120	**$2,838**
41077	41.8 to 42.8 feet	Running Slope	5.0-6.0%	6 ft	6	REF		
36743	45.8 to 54.0 feet	Cross Slope (PAR)	2.0-3.0%	6 ft	45	SF	$120	**$5,412**
36747	59.0 to 60.0 feet	Cross Slope (PAR)	2.0-3.0%	6 ft	6	SF	$120	**$660**
36748	62.9 to 71.1 feet	Cross Slope (PAR)	2.0-3.0%	6 ft	45	SF	$120	**$5,412**
36752	73.7 to 79.3 feet	Cross Slope (PAR)	2.0-3.0%	6 ft	31	SF	$120	**$3,696**
55783	81.8 to 82.8 feet	**Vertical Change**	.3	6 ft	6	REF		
36754	82.3 to 84.4 feet	Cross Slope (PAR)	3.0-4.0%	6 ft	12	SF	$120	**$1,386**
60189	85.1 to 116.0 feet	Driveway				REF		
36755	86.6 to 119.8 feet	**Cross Slope (Driveway)**	2.0-3.0%	6 ft	183	SF	$40	**$7,304**
51383	114.3 to 115.3 feet	**Vertical Change**	-.3	6 ft	6	REF		
36769	119.8 to 123.6 feet	Cross Slope (PAR)	4.0-5.0%	6 ft	21	SF	$120	**$2,508**
36771	123.6 to 135.7 feet	Cross Slope (PAR)	2.0-3.0%	6 ft	67	SF	$120	**$7,986**

TOTAL COST FOR: SW *side of* **2ND ST** *Starting at:* **MONTEREY AVE** **$49,775.00**

Funding Source: TBD **Year to be Completed** TBD

Street Side	Run ID	Survey Street Name	Starting Street Name	End Street Name	Priority
NE	1908211549	2ND ST	ORANGE AVE	TRINITY AVE	106.25

ID	Dist. from Corner	Barrier Type	As-is Measurement/Notes	Sidewalk Width	Qty	Unit	Cost	Total
50350	2.2 to 3.2 feet	Vertical Change	-.32	5 ft	5	LF	$75	$375
4615	3.8 to 23.0 feet	Cross Slope (PAR)	2.0-3.0%	5 ft	96	SF	$120	$11,520
52077	12.0 to 13.0 feet	Vertical Change	-.29	5 ft	5	REF		
47037	17.5 to 18.5 feet	Vertical Change	-.43	5 ft	5	REF		
48746	23.1 to 24.1 feet	Vertical Change	-.37	5 ft	5	LF	$75	$375
4618	27.2 to 36.1 feet	Cross Slope (PAR)	2.0-3.0%	5 ft	45	SF	$120	$5,340
44421	28.4 to 29.4 feet	Vertical Change	-.55	5 ft	5	REF		
46581	34.0 to 35.0 feet	Vertical Change	-.45	5 ft	5	REF		
50351	57.9 to 58.9 feet	Vertical Change	-.32	5 ft	5	LF	$75	$375
4619	64.2 to 65.2 feet	Cross Slope (PAR)	3.0-4.0%	5 ft	5	SF	$120	$600
41538	64.4 to 65.4 feet	Vertical Change	-1.04	5 ft	5	REF		
4620	66.0 to 67.1 feet	Cross Slope (PAR)	5.0-6.0%	5 ft	5	SF	$120	$660
4621	67.1 to 71.2 feet	Cross Slope (PAR)	6.0-7.0%	5 ft	21	SF	$120	$2,460
45502	70.0 to 71.0 feet	Vertical Change	-.5	5 ft	5	REF		
4622	71.2 to 78.0 feet	Cross Slope (PAR)	5.0-6.0%	5 ft	34	SF	$120	$4,080
41518	74.9 to 75.9 feet	Vertical Change	-1.07	5 ft	5	REF		
4624	78.0 to 79.5 feet	Cross Slope (PAR)	3.0-4.0%	5 ft	8	SF	$120	$900
4625	79.5 to 80.5 feet	Cross Slope (PAR)	2.0-3.0%	5 ft	5	SF	$120	$600
41530	79.9 to 80.9 feet	Vertical Change	-1.05	5 ft	5	REF		
48460	85.0 to 86.0 feet	Vertical Change	-.38	5 ft	5	LF	$75	$375
47274	90.1 to 91.1 feet	Vertical Change	-.42	5 ft	5	LF	$75	$375
4626	102.2 to 107.1 feet	Cross Slope (PAR)	2.0-3.0%	5 ft	25	SF	$120	$2,940
46825	105.0 to 106.0 feet	Vertical Change	-.44	5 ft	5	REF		
43245	109.3 to 110.3 feet	Vertical Change	-.62	5 ft	5	SF	$75	$375
47038	114.0 to 115.0 feet	Vertical Change	-.43	5 ft	5	LF	$75	$375
45719	126.4 to 127.4 feet	Vertical Change	-.49	5 ft	5	LF	$75	$375
42186	131.0 to 132.0 feet	Vertical Change	-.73	5 ft	5	SF	$75	$375
46582	136.5 to 137.5 feet	Vertical Change	-.45	5 ft	5	LF	$75	$375

Funding Source: TBD **Year to be Completed** TBD

Street Side	Run ID	Survey Street Name	Starting Street Name	End Street Name	Priority
NE	1908211549	2ND ST	ORANGE AVE	TRINITY AVE	106.25

ID	Dist. from Corner	Barrier Type	As-is Measurement/Notes	Sidewalk Width	Qty	Unit	Cost	Total
51645	141.5 to 142.5 feet	Vertical Change	-.3	5 ft	5	LF	$75	**$375**
4627	144.8 to 154.0 feet	Cross Slope (PAR)	2.0-3.0%	5 ft	46	SF	$120	**$5,520**
47275	147.0 to 148.0 feet	Vertical Change	-.42	5 ft	5	REF		
44650	151.2 to 152.2 feet	Vertical Change	-.54	5 ft	5	REF		
43112	162.8 to 166.2 feet	Vertical Change	-.63	5 ft	17	SF	$75	**$1,275**
4628	170.4 to 176.3 feet	Cross Slope (PAR)	2.0-3.0%	5 ft	30	SF	$120	**$3,540**
44422	175.1 to 176.1 feet	Vertical Change	-.55	5 ft	5	REF		
4629	180.6 to 183.5 feet	Cross Slope (PAR)	2.0-3.0%	5 ft	15	SF	$120	**$1,740**
4630	188.3 to 190.3 feet	Cross Slope (PAR)	2.0-3.0%	5 ft	10	SF	$120	**$1,200**
46129	190.6 to 191.6 feet	Vertical Change	-.47	5 ft	5	LF	$75	**$375**
41248	203.6 to 204.6 feet	Vertical Change	-1.87	5 ft	5	SF	$75	**$375**
4631	210.5 to 215.3 feet	Cross Slope (PAR)	2.0-3.0%	5 ft	24	SF	$120	**$2,880**
47039	216.1 to 217.1 feet	Vertical Change	-.43	5 ft	5	LF	$75	**$375**
53034	219.7 to 220.7 feet	Vertical Change	-.27	5 ft	5	LF	$75	**$375**
4632	221.4 to 225.6 feet	Cross Slope (PAR)	4.0-5.0%	5 ft	21	SF	$120	**$2,520**
40122	221.7 to 225.8 feet	Running Slope	5.0-6.0%	5 ft	21	REF		
44223	224.6 to 225.6 feet	Vertical Change	-.56	5 ft	5	REF		
4634	225.6 to 230.8 feet	Cross Slope (PAR)	2.0-3.0%	5 ft	26	SF	$120	**$3,120**
47040	239.0 to 240.0 feet	Vertical Change	-.43	5 ft	5	LF	$75	**$375**
47934	245.1 to 246.1 feet	Vertical Change	-.4	5 ft	5	LF	$75	**$375**

TOTAL COST FOR: NE *side of* **2ND ST** *Starting at:* **ORANGE AVE** **$57,270.00**

Funding Source: TBD **Year to be Completed** TBD

Street Side	Run ID	Survey Street Name	Starting Street Name	End Street Name	Priority
SW	1909260845	2ND ST	ORANGE AVE	SIDEWALK ENDS	81

ID	Dist. from Corner	Barrier Type	As-is Measurement/Notes	Sidewalk Width	Qty	Unit	Cost	Total
28000	1.4 to 10.7 feet	Cross Slope (PAR)	2.0-3.0%	5 ft	47	SF	$120	**$5,580**
57066	7.2 to 8.2 feet	**Vertical Change**	.6	5 ft	5	REF		
28004	30.6 to 40.7 feet	Cross Slope (PAR)	2.0-3.0%	5 ft	51	SF	$120	**$6,060**
28007	52.9 to 72.3 feet	Cross Slope (PAR)	2.0-3.0%	5 ft	97	SF	$120	**$11,640**
28012	74.4 to 75.5 feet	Cross Slope (PAR)	2.0-3.0%	5 ft	5	SF	$120	**$660**
28013	92.5 to 99.2 feet	Cross Slope (PAR)	2.0-3.0%	5 ft	34	SF	$120	**$4,020**
28014	108.9 to 115.6 feet	Cross Slope (PAR)	2.0-3.0%	5 ft	34	SF	$120	**$4,020**
28016	118.7 to 124.8 feet	Cross Slope (PAR)	2.0-3.0%	5 ft	31	SF	$120	**$3,660**
28018	127.0 to 129.3 feet	Cross Slope (PAR)	2.0-3.0%	5 ft	12	SF	$120	**$1,380**
28019	148.2 to 152.1 feet	Cross Slope (PAR)	2.0-3.0%	5 ft	20	SF	$120	**$2,340**
59585	150.9 to 171.1 feet	Driveway				REF		

TOTAL COST FOR: SW *side of* **2ND ST** *Starting at:* **ORANGE AVE** **$39,360.00**

Funding Source: TBD **Year to be Completed** TBD

Street Side	Run ID	Survey Street Name	Starting Street Name	End Street Name	Priority
NE	51909261033	2ND ST	RIVERSIDE AVE	SIDEWALK ENDS	99

ID	Dist. from Corner	Barrier Type	As-is Measurement/Notes	Sidewalk Width	Qty	Unit	Cost	Total
36636	18.0 to 34.7 feet	Cross Slope (PAR)	2.0-3.0%	6 ft	92	SF	$120	**$11,022**
36641	37.0 to 55.5 feet	Cross Slope (PAR)	3.0-4.0%	6 ft	102	SF	$120	**$12,210**
36645	57.0 to 62.4 feet	Cross Slope (PAR)	2.0-3.0%	6 ft	30	SF	$120	**$3,564**
36647	64.8 to 66.2 feet	Cross Slope (PAR)	2.0-3.0%	6 ft	8	SF	$120	**$924**
36648	70.3 to 71.3 feet	Cross Slope (PAR)	3.0-4.0%	6 ft	6	SF	$120	**$660**
36649	71.8 to 89.1 feet	Cross Slope (PAR)	2.0-3.0%	6 ft	95	SF	$120	**$11,418**
60184	85.8 to 99.4 feet	Driveway				REF		
55781	87.6 to 88.6 feet	**Vertical Change**	.3	6 ft	6	REF		
36658	99.2 to 101.6 feet	**Cross Slope (Driveway)**	2.0-3.0%	6 ft	13	SF	$40	**$528**
36659	103.8 to 112.2 feet	Cross Slope (PAR)	3.0-4.0%	6 ft	46	SF	$120	**$5,544**
36662	112.2 to 126.2 feet	Cross Slope (PAR)	2.0-3.0%	6 ft	77	SF	$120	**$9,240**
36666	130.1 to 135.3 feet	Cross Slope (PAR)	2.0-3.0%	6 ft	29	SF	$120	**$3,432**
57683	132.0 to 133.0 feet	**Vertical Change**	3.6	6 ft	6	REF		

TOTAL COST FOR: NE *side of* **2ND ST** *Starting at:* **RIVERSIDE AVE** **$58,542.00**

Funding Source: TBD **Year to be Completed** TBD

Street Side	Run ID	Survey Street Name	Starting Street Name	End Street Name	Priority
NE	51909261055	2ND ST	RIVERSIDE AVE	LAKE AVE	93.5

ID	Dist. from Corner	Barrier Type	As-is Measurement/Notes	Sidewalk Width	Qty	Unit	Cost	Total
36858	34.3 to 44.8 feet	Cross Slope (PAR)	2.0-3.0%	6 ft	58	SF	$120	**$6,930**
51388	44.2 to 45.2 feet	**Vertical Change**	-.3	6 ft	6	REF		
36862	63.1 to 64.8 feet	Cross Slope (PAR)	2.0-3.0%	6 ft	9	SF	$120	**$1,122**
36863	71.3 to 96.2 feet	Cross Slope (PAR)	2.0-3.0%	6 ft	137	SF	$120	**$16,434**
60194	92.4 to 127.8 feet	Driveway				REF		
36871	108.8 to 115.4 feet	**Cross Slope (Driveway)**	2.0-3.0%	6 ft	36	SF	$40	**$1,452**
36874	121.5 to 130.0 feet	**Cross Slope (Driveway)**	2.0-3.0%	6 ft	47	SF	$40	**$1,870**
36878	130.0 to 131.0 feet	Cross Slope (PAR)	4.0-5.0%	6 ft	6	SF	$120	**$660**
36879	133.2 to 136.6 feet	Cross Slope (PAR)	3.0-4.0%	6 ft	19	SF	$120	**$2,244**
60195	133.6 to 155.7 feet	Driveway				REF		
36881	136.6 to 138.0 feet	**Cross Slope (Driveway)**	2.0-3.0%	6 ft	8	SF	$40	**$308**
36882	150.0 to 153.0 feet	**Cross Slope (Driveway)**	2.0-3.0%	6 ft	17	SF	$40	**$660**
36884	157.6 to 160.7 feet	Cross Slope (PAR)	6.0-7.0%	6 ft	17	SF	$120	**$2,046**
47825	158.4 to 159.4 feet	**Vertical Change**	-.4	6 ft	6	REF		
36885	161.3 to 166.9 feet	Cross Slope (PAR)	5.0-6.0%	6 ft	31	SF	$120	**$3,696**
36888	166.9 to 168.4 feet	Cross Slope (PAR)	3.0-4.0%	6 ft	8	SF	$120	**$990**
36889	169.0 to 173.8 feet	Cross Slope (PAR)	2.0-3.0%	6 ft	26	SF	$120	**$3,168**
36891	188.5 to 189.8 feet	Cross Slope (PAR)	2.0-3.0%	6 ft	7	SF	$120	**$858**
36892	230.1 to 231.8 feet	Cross Slope (PAR)	2.0-3.0%	6 ft	9	SF	$120	**$1,122**
36893	241.0 to 242.9 feet	Cross Slope (PAR)	2.0-3.0%	6 ft	10	SF	$120	**$1,254**
36894	246.3 to 248.1 feet	Cross Slope (PAR)	2.0-3.0%	6 ft	10	SF	$120	**$1,188**
36895	251.3 to 254.2 feet	Cross Slope (PAR)	2.0-3.0%	6 ft	16	SF	$120	**$1,914**
36896	260.0 to 272.4 feet	Cross Slope (PAR)	3.0-4.0%	6 ft	68	SF	$120	**$8,184**
47826	271.0 to 272.0 feet	**Vertical Change**	-.4	6 ft	6	REF		
36901	276.3 to 277.6 feet	Cross Slope (PAR)	3.0-4.0%	6 ft	7	SF	$120	**$858**
36902	279.3 to 281.3 feet	Cross Slope (PAR)	2.0-3.0%	6 ft	11	SF	$120	**$1,320**

TOTAL COST FOR: NE *side of* **2ND ST** *Starting at:* **RIVERSIDE AVE** **$58,278.00**

Funding Source: TBD **Year to be Completed** TBD

Street Side	Run ID	Survey Street Name	Starting Street Name	End Street Name	Priority
NE	1908211451	2ND ST	ROBERTSON BLVD	SIDEWALK ENDS	71

ID	Dist. from Corner	Barrier Type	As-is Measurement/Notes	Sidewalk Width	Qty	Unit	Cost	Total
4387	0.0 to 4.4 feet	Cross Slope (PAR)	3.0-4.0%	10 ft	42	SF	$120	**$5,016**
4388	4.4 to 6.8 feet	Cross Slope (PAR)	2.0-3.0%	10 ft	23	SF	$120	**$2,736**
51636	38.7 to 39.7 feet	**Vertical Change**	-.3	10 ft	10	LF	$75	**$713**
4389	65.0 to 67.5 feet	Cross Slope (PAR)	2.0-3.0%	10 ft	24	SF	$120	**$2,850**
57931	99.1 to 139.3 feet	Driveway				REF		
4390	106.7 to 139.3 feet	**Cross Slope (Driveway)**	2.0-3.0%	10 ft	310	SF	$40	**$12,388**

TOTAL COST FOR: NE *side of* **2ND ST** *Starting at:* **ROBERTSON BLVD** **$23,702.50**

Funding Source: TBD **Year to be Completed** TBD

Street Side	Run ID	Survey Street Name	Starting Street Name	End Street Name	Priority
SW	1908211457	2ND ST	ROBERTSON-TRINITY	TRINITY AVE	90

ID	Dist. from Corner	Barrier Type	As-is Measurement/Notes	Sidewalk Width	Qty	Unit	Cost	Total
4418	0.0 to 6.4 feet	Cross Slope (PAR)	3.0-4.0%	11 ft	70	SF	$120	**$8,448**
41818	0.8 to 1.8 feet	**Vertical Change**	-.83	11 ft	11	REF		
4419	6.4 to 32.7 feet	Cross Slope (PAR)	2.0-3.0%	11 ft	289	SF	$120	**$34,716**
44416	6.7 to 7.7 feet	**Vertical Change**	-.55	11 ft	11	REF		
50341	19.5 to 20.5 feet	**Vertical Change**	-.32	11 ft	11	REF		
44214	39.7 to 42.7 feet	**Vertical Change**	-.56	11 ft	33	REF		
4420	40.0 to 68.6 feet	Cross Slope (PAR)	2.0-3.0%	11 ft	315	SF	$120	**$37,752**
53021	44.8 to 45.8 feet	**Vertical Change**	-.27	11 ft	11	REF		
43388	59.0 to 62.1 feet	**Vertical Change**	-.61	11 ft	34	REF		
45027	71.2 to 72.2 feet	**Vertical Change**	-.52	11 ft	11	SF	$75	**$825**
45711	76.4 to 77.4 feet	**Vertical Change**	-.49	11 ft	11	LF	$75	**$825**
4421	81.1 to 102.2 feet	Cross Slope (PAR)	2.0-3.0%	11 ft	232	SF	$120	**$27,852**
41617	82.6 to 83.6 feet	**Vertical Change**	-.96	11 ft	11	REF		
42885	92.4 to 93.4 feet	**Vertical Change**	-.65	11 ft	11	REF		
53547	102.4 to 103.4 feet	**Vertical Change**	-.26	11 ft	11	LF	$75	**$825**
4423	105.4 to 112.8 feet	Cross Slope (PAR)	2.0-3.0%	11 ft	81	SF	$120	**$9,768**
41978	111.4 to 112.4 feet	**Vertical Change**	-.78	11 ft	11	REF		
43108	117.6 to 118.6 feet	**Vertical Change**	-.63	11 ft	11	SF	$75	**$825**
44643	121.8 to 122.8 feet	**Vertical Change**	-.54	11 ft	11	SF	$75	**$825**
45217	132.3 to 133.3 feet	**Vertical Change**	-.51	11 ft	11	SF	$75	**$825**
4424	135.2 to 137.3 feet	Cross Slope (PAR)	2.0-3.0%	11 ft	23	SF	$120	**$2,772**

TOTAL COST FOR: SW *side of* **2ND ST** *Starting at:* **ROBERTSON-TRINITY ALLEY** **$126,258.00**

Funding Source: TBD **Year to be Completed** TBD

Street Side	Run ID	Survey Street Name	Starting Street Name	End Street Name	Priority
NE	51909261032	2ND ST	SIDEWALK BEGINS	RIVERSIDE AVE	110

ID	Dist. from Corner	Barrier Type	As-is Measurement/Notes	Sidewalk Width	Qty	Unit	Cost	Total
60183	0.3 to 16.4 feet	Driveway				REF		
36623	1.3 to 2.5 feet	**Cross Slope (Driveway)**	5.0-6.0%	6 ft	7	SF	$40	**$264**
36624	4.7 to 5.8 feet	**Cross Slope (Driveway)**	10.0-11.0%	6 ft	6	SF	$40	**$242**
36625	6.5 to 10.1 feet	**Cross Slope (Driveway)**	13.014	6 ft	20	SF	$40	**$792**
41076	15.6 to 17.2 feet	Running Slope	8.0-9.0%	6 ft	9	REF		
36627	27.5 to 40.3 feet	Cross Slope (PAR)	2.0-3.0%	6 ft	70	SF	$120	**$8,448**
36629	46.4 to 49.8 feet	Cross Slope (PAR)	3.0-4.0%	6 ft	19	SF	$120	**$2,244**
36631	49.8 to 55.8 feet	Cross Slope (PAR)	2.0-3.0%	6 ft	33	SF	$120	**$3,960**
36634	57.8 to 63.3 feet	Cross Slope (PAR)	4.0-5.0%	6 ft	30	SF	$120	**$3,630**

TOTAL COST FOR: NE *side of* **2ND ST** *Starting at:* **SIDEWALK BEGINS** **$19,580.00**

Funding Source: TBD **Year to be Completed** TBD

Street Side	Run ID	Survey Street Name	Starting Street Name	End Street Name	Priority
SW	1909260853	2ND ST	SIDEWALK BEGINS	ALAMEDA AVE	89

ID	Dist. from Corner	Barrier Type	As-is Measurement/Notes	Sidewalk Width	Qty	Unit	Cost	Total
27984	0.0 to 6.3 feet	Cross Slope (PAR)	2.0-3.0%	5 ft	32	SF	$120	**$3,780**
27985	8.9 to 17.3 feet	Cross Slope (PAR)	2.0-3.0%	5 ft	42	SF	$120	**$5,040**
27988	39.6 to 42.9 feet	Cross Slope (PAR)	2.0-3.0%	5 ft	17	SF	$120	**$1,980**
55312	49.7 to 52.5 feet	**Vertical Change**	.3	5 ft	14	REF		
27989	50.7 to 52.8 feet	Cross Slope (PAR)	2.0-3.0%	5 ft	11	SF	$120	**$1,260**
27990	59.8 to 77.8 feet	Cross Slope (PAR)	2.0-3.0%	5 ft	90	SF	$120	**$10,800**
27991	84.5 to 87.8 feet	Cross Slope (PAR)	2.0-3.0%	5 ft	17	SF	$120	**$1,980**
27992	97.4 to 102.3 feet	Cross Slope (PAR)	2.0-3.0%	5 ft	25	SF	$120	**$2,940**
56381	101.9 to 102.9 feet	**Vertical Change**	.4	5 ft	5	REF		
55314	122.3 to 123.3 feet	**Vertical Change**	.3	5 ft	5	REF		
27993	122.4 to 124.3 feet	Cross Slope (PAR)	2.0-3.0%	5 ft	10	SF	$120	**$1,140**
27994	131.6 to 148.0 feet	Cross Slope (PAR)	2.0-3.0%	5 ft	82	SF	$120	**$9,840**
103	144.6 to 145.6 feet	**Continuous Width**		5 ft	5	SF	$120	**$600**

TOTAL COST FOR: SW *side of* **2ND ST** *Starting at:* **SIDEWALK BEGINS** **$39,360.00**

Funding Source: TBD **Year to be Completed** TBD

Street Side	Run ID	Survey Street Name	Starting Street Name	End Street Name	Priority
SW	1909260857	2ND ST	SIDEWALK BEGINS	COLUSA AVE	94.25

ID	Dist. from Corner	Barrier Type	As-is Measurement/Notes	Sidewalk Width	Qty	Unit	Cost	Total
55310	14.7 to 15.7 feet	Vertical Change	.3	5 ft	5	LF	$75	$338
27963	16.6 to 21.1 feet	Cross Slope (PAR)	2.0-3.0%	5 ft	20	SF	$120	$2,430
56380	35.4 to 36.4 feet	Vertical Change	.4	5 ft	5	LF	$75	$338
27964	37.9 to 42.3 feet	Cross Slope (PAR)	2.0-3.0%	5 ft	20	SF	$120	$2,376
27965	45.2 to 58.1 feet	Cross Slope (PAR)	2.0-3.0%	5 ft	58	SF	$120	$6,966
59583	57.6 to 71.9 feet	Driveway				REF		
40818	59.1 to 60.8 feet	Running Slope	6.0-7.0%	5 ft	8	REF		
27969	62.5 to 68.8 feet	Cross Slope (Driveway)	13.014	5 ft	28	SF	$40	$1,134
40819	68.9 to 70.3 feet	Running Slope	5.0-6.0%	5 ft	6	REF		
55311	70.0 to 71.0 feet	Vertical Change	.3	5 ft	5	REF		
27971	72.8 to 79.8 feet	Cross Slope (PAR)	3.0-4.0%	5 ft	32	SF	$120	$3,780
27974	80.4 to 143.6 feet	Cross Slope (PAR)	2.0-3.0%	5 ft	284	SF	$120	$34,128
102	140.3 to 141.3 feet	Continuous Width		5 ft	5	SF	$120	$540

TOTAL COST FOR: SW *side of* **2ND ST** *Starting at:* **SIDEWALK BEGINS** **$52,029.00**

Funding Source: TBD **Year to be Completed** TBD

Street Side	Run ID	Survey Street Name	Starting Street Name	End Street Name	Priority
SW	51909241321	2ND ST	SIDEWALK BEGINS	LAKE AVE	65

ID	Dist. from Corner	Barrier Type	As-is Measurement/Notes	Sidewalk Width	Qty	Unit	Cost	Total
31536	0.0 to 4.8 feet	Cross Slope (PAR)	2.0-3.0%	6 ft	26	SF	$120	**$3,168**
59828	8.4 to 20.7 feet	Driveway				REF		
31537	55.8 to 58.2 feet	Cross Slope (PAR)	3.0-4.0%	6 ft	13	SF	$120	**$1,584**
31538	58.4 to 60.2 feet	Cross Slope (PAR)	2.0-3.0%	6 ft	10	SF	$120	**$1,188**

TOTAL COST FOR: SW *side of* **2ND ST** *Starting at:* **SIDEWALK BEGINS** **$5,940.00**

Funding Source: TBD **Year to be Completed** TBD

Street Side	Run ID	Survey Street Name	Starting Street Name	End Street Name	Priority
SW	51909261040	2ND ST	SIDEWALK BEGINS	MONTEREY AVE	67

ID	Dist. from Corner	Barrier Type	As-is Measurement/Notes	Sidewalk Width	Qty	Unit	Cost	Total
36695	7.5 to 24.6 feet	Cross Slope (PAR)	2.0-3.0%	6 ft	94	SF	$120	**$11,286**
45435	19.3 to 20.3 feet	**Vertical Change**	-.5	6 ft	6	REF		
36700	28.7 to 36.3 feet	Cross Slope (PAR)	2.0-3.0%	6 ft	42	SF	$120	**$5,016**
36703	38.6 to 42.3 feet	Cross Slope (PAR)	3.0-4.0%	6 ft	20	SF	$120	**$2,442**
36704	42.5 to 49.7 feet	Cross Slope (PAR)	2.0-3.0%	6 ft	40	SF	$120	**$4,752**
60187	48.4 to 59.8 feet	Driveway				REF		
36707	51.8 to 52.9 feet	**Cross Slope (Driveway)**	2.0-3.0%	6 ft	6	SF	$40	**$242**
36708	62.9 to 66.0 feet	Cross Slope (PAR)	2.0-3.0%	6 ft	17	SF	$120	**$2,046**
36709	69.1 to 103.3 feet	Cross Slope (PAR)	2.0-3.0%	6 ft	188	SF	$120	**$22,572**
36713	105.4 to 111.1 feet	Cross Slope (PAR)	2.0-3.0%	6 ft	31	SF	$120	**$3,762**
36714	113.3 to 121.1 feet	Cross Slope (PAR)	2.0-3.0%	6 ft	43	SF	$120	**$5,148**
36716	126.9 to 128.6 feet	Cross Slope (PAR)	2.0-3.0%	6 ft	9	SF	$120	**$1,122**
36717	134.3 to 142.6 feet	Cross Slope (PAR)	2.0-3.0%	6 ft	46	SF	$120	**$5,478**

TOTAL COST FOR: SW *side of* **2ND ST** *Starting at:* **SIDEWALK BEGINS** **$63,866.00**

Funding Source: TBD **Year to be Completed** TBD

Street Side	Run ID	Survey Street Name	Starting Street Name	End Street Name	Priority
SW	51909261043	2ND ST	SIDEWALK BEGINS	LAKE AVE	70

ID	Dist. from Corner	Barrier Type	As-is Measurement/Notes	Sidewalk Width	Qty	Unit	Cost	Total
36723	29.3 to 33.3 feet	Cross Slope (PAR)	2.0-3.0%	6 ft	22	SF	$120	**$2,640**
36725	39.0 to 44.5 feet	Cross Slope (PAR)	2.0-3.0%	6 ft	30	SF	$120	**$3,630**
36727	45.5 to 46.6 feet	Cross Slope (PAR)	4.0-5.0%	6 ft	6	SF	$120	**$726**
36728	49.4 to 51.7 feet	Cross Slope (PAR)	3.0-4.0%	6 ft	13	SF	$120	**$1,518**
36729	51.7 to 52.7 feet	Cross Slope (PAR)	2.0-3.0%	6 ft	6	SF	$120	**$660**
36730	62.0 to 63.6 feet	Cross Slope (PAR)	2.0-3.0%	6 ft	9	SF	$120	**$1,056**

TOTAL COST FOR: SW *side of* **2ND ST** *Starting at:* **SIDEWALK BEGINS** **$10,230.00**

Funding Source: TBD **Year to be Completed** TBD

Street Side	Run ID	Survey Street Name	Starting Street Name	End Street Name	Priority
SW	51909261047	2ND ST	SIDEWALK BEGINS	KINGS AVE	96

ID	Dist. from Corner	Barrier Type	As-is Measurement/Notes	Sidewalk Width	Qty	Unit	Cost	Total
36774	1.6 to 36.8 feet	Cross Slope (PAR)	3.0-4.0%	6 ft	194	SF	$120	**$23,232**
55784	23.1 to 24.1 feet	**Vertical Change**	.3	6 ft	6	REF		
36781	38.2 to 66.7 feet	Cross Slope (PAR)	2.0-3.0%	6 ft	157	SF	$120	**$18,810**
36790	69.2 to 78.9 feet	Cross Slope (PAR)	2.0-3.0%	6 ft	53	SF	$120	**$6,402**
36791	87.0 to 90.2 feet	Cross Slope (PAR)	2.0-3.0%	6 ft	18	SF	$120	**$2,112**
36793	94.9 to 103.5 feet	Cross Slope (PAR)	2.0-3.0%	6 ft	47	SF	$120	**$5,676**
51384	98.4 to 99.4 feet	**Vertical Change**	-.3	6 ft	6	REF		
36797	103.5 to 105.8 feet	Cross Slope (PAR)	4.0-5.0%	6 ft	13	SF	$120	**$1,518**
36799	105.8 to 130.9 feet	Cross Slope (PAR)	2.0-3.0%	6 ft	138	SF	$120	**$16,566**
51385	123.4 to 124.4 feet	**Vertical Change**	-.3	6 ft	6	REF		
36806	134.2 to 141.3 feet	Cross Slope (PAR)	2.0-3.0%	6 ft	39	SF	$120	**$4,686**
56551	136.0 to 137.0 feet	**Vertical Change**	.4	6 ft	6	REF		

TOTAL COST FOR: SW *side of* **2ND ST** *Starting at:* **SIDEWALK BEGINS** **$79,002.00**

Funding Source: TBD **Year to be Completed** TBD

Street Side	Run ID	Survey Street Name	Starting Street Name	End Street Name	Priority
NE	1908211449	2ND ST	TRINITY AVE	ROBERTSON BLVD	104.25

ID	Dist. from Corner	Barrier Type	As-is Measurement/Notes	Sidewalk Width	Qty	Unit	Cost	Total
4350	3.9 to 50.9 feet	Cross Slope (PAR)	2.0-3.0%	10 ft	447	SF	$120	**$53,580**
4358	62.8 to 96.9 feet	Cross Slope (PAR)	2.0-3.0%	10 ft	324	SF	$120	**$38,874**
53545	73.5 to 74.5 feet	**Vertical Change**	-.26	10 ft	10	REF		
55987	83.0 to 84.0 feet	**Vertical Change**	.39	10 ft	10	REF		
4362	101.4 to 105.6 feet	Cross Slope (PAR)	2.0-3.0%	10 ft	40	SF	$120	**$4,788**
4363	118.6 to 129.5 feet	Cross Slope (PAR)	2.0-3.0%	10 ft	104	SF	$120	**$12,426**
57930	137.7 to 172.8 feet	Driveway				REF		
50338	140.3 to 141.3 feet	**Vertical Change**	-.32	10 ft	10	REF		
4364	141.6 to 142.6 feet	**Cross Slope (Driveway)**	2.0-3.0%	10 ft	10	SF	$40	**$380**
4365	145.9 to 149.8 feet	**Cross Slope (Driveway)**	8.0-9.0%	10 ft	37	SF	$40	**$1,482**
4367	149.8 to 152.4 feet	**Cross Slope (Driveway)**	6.0-7.0%	10 ft	25	SF	$40	**$988**
4368	152.4 to 161.8 feet	**Cross Slope (Driveway)**	5.0-6.0%	10 ft	89	SF	$40	**$3,572**
50718	156.5 to 157.5 feet	**Vertical Change**	-.31	10 ft	10	REF		
4371	161.8 to 167.6 feet	**Cross Slope (Driveway)**	6.0-7.0%	10 ft	55	SF	$40	**$2,204**
40107	164.8 to 168.2 feet	Running Slope	5.0-6.0%	10 ft	32	REF		
4372	167.6 to 169.9 feet	**Cross Slope (Driveway)**	5.0-6.0%	10 ft	22	SF	$40	**$874**
4374	169.9 to 170.9 feet	**Cross Slope (Driveway)**	3.0-4.0%	10 ft	10	SF	$40	**$380**
4375	170.9 to 172.7 feet	**Cross Slope (Driveway)**	2.0-3.0%	10 ft	17	SF	$40	**$684**
42669	174.9 to 175.9 feet	**Vertical Change**	-.67	10 ft	10	SF	$75	**$713**
4376	176.5 to 180.1 feet	Cross Slope (PAR)	2.0-3.0%	10 ft	34	SF	$120	**$4,104**
4377	182.3 to 183.6 feet	Cross Slope (PAR)	2.0-3.0%	10 ft	12	SF	$120	**$1,482**
45214	183.5 to 184.5 feet	**Vertical Change**	-.51	10 ft	10	REF		
44415	192.6 to 193.6 feet	**Vertical Change**	-.55	10 ft	10	SF	$75	**$713**
50339	195.8 to 196.8 feet	**Vertical Change**	-.32	10 ft	10	LF	$75	**$713**
49643	208.0 to 209.0 feet	**Vertical Change**	-.34	10 ft	10	LF	$75	**$713**
4378	216.2 to 253.4 feet	Cross Slope (PAR)	2.0-3.0%	10 ft	353	SF	$120	**$42,408**
53019	240.9 to 241.9 feet	**Vertical Change**	-.27	10 ft	10	REF		
50340	252.9 to 253.9 feet	**Vertical Change**	-.32	10 ft	10	REF		

Funding Source: TBD **Year to be Completed** TBD

Street Side	Run ID	Survey Street Name	Starting Street Name	End Street Name	Priority
NE	1908211449	2ND ST	TRINITY AVE	ROBERTSON BLVD	104.25

ID	Dist. from Corner	Barrier Type	As-is Measurement/Notes	Sidewalk Width	Qty	Unit	Cost	Total
4383	265.7 to 276.7 feet	Cross Slope (PAR)	2.0-3.0%	10 ft	105	SF	$120	**$12,540**
50719	267.9 to 268.9 feet	**Vertical Change**	-.31	10 ft	10	REF		
46571	271.5 to 274.4 feet	**Vertical Change**	-.45	10 ft	28	REF		
53546	276.7 to 277.7 feet	**Vertical Change**	-.26	10 ft	10	REF		
4386	290.3 to 308.0 feet	Cross Slope (PAR)	2.0-3.0%	10 ft	168	SF	$120	**$20,178**

TOTAL COST FOR: NE *side of* **2ND ST** *Starting at:* **TRINITY AVE** **$203,794.00**

Funding Source: TBD **Year to be Completed** TBD

Street Side	Run ID	Survey Street Name	Starting Street Name	End Street Name	Priority
SW	1908211547	2ND ST	TRINITY AVE	ORANGE AVE	135.5

ID	Dist. from Corner	Barrier Type	As-is Measurement/Notes	Sidewalk Width	Qty	Unit	Cost	Total
42185	20.6 to 21.6 feet	Vertical Change	-.73	5 ft	5	SF	$75	$375
57948	21.8 to 40.8 feet	Driveway				REF		
40117	23.3 to 24.7 feet	Running Slope	5.0-6.0%	5 ft	7	REF		
4579	27.9 to 37.7 feet	Cross Slope (Driveway)	12.0-13.0%	5 ft	49	SF	$40	$1,960
40118	37.5 to 39.3 feet	Running Slope	7.0-8.0%	5 ft	9	REF		
42890	41.4 to 42.4 feet	Vertical Change	-.65	5 ft	5	REF		
4581	60.6 to 62.8 feet	Cross Slope (PAR)	2.0-3.0%	5 ft	11	SF	$120	$1,320
44647	61.4 to 62.4 feet	Vertical Change	-.54	5 ft	5	REF		
57160	61.5 to 62.5 feet	Vertical Change	.68	5 ft	5	REF		
4583	62.8 to 94.3 feet	Cross Slope (PAR)	4.0-5.0%	5 ft	158	SF	$120	$18,900
41892	79.0 to 80.0 feet	Vertical Change	-.8	5 ft	5	REF		
49991	80.8 to 81.8 feet	Vertical Change	-.33	5 ft	5	REF		
42992	86.2 to 87.2 feet	Vertical Change	-.64	5 ft	5	REF		
49336	86.2 to 87.2 feet	Vertical Change	-.35	5 ft	5	REF		
45501	92.8 to 93.8 feet	Vertical Change	-.5	5 ft	5	REF		
4589	94.3 to 95.6 feet	Cross Slope (PAR)	2.0-3.0%	5 ft	7	SF	$120	$780
46580	97.5 to 98.5 feet	Vertical Change	-.45	5 ft	5	LF	$75	$375
40119	98.8 to 100.1 feet	Running Slope	5.0-6.0%	5 ft	7	SF	$120	$780
57338	99.7 to 100.7 feet	Vertical Change	.94	5 ft	5	SF	$75	$375
40120	100.1 to 109.5 feet	Running Slope	6.0-7.0%	5 ft	47	REF		
4590	101.4 to 111.7 feet	Cross Slope (PAR)	2.0-3.0%	5 ft	52	SF	$120	$6,180
44648	107.0 to 114.1 feet	Vertical Change	-.54	5 ft	36	REF		
4592	111.7 to 113.8 feet	Cross Slope (PAR)	4.0-5.0%	5 ft	11	SF	$120	$1,260
4594	113.8 to 121.0 feet	Cross Slope (PAR)	6.0-7.0%	5 ft	36	SF	$120	$4,320
42768	120.1 to 121.1 feet	Vertical Change	-.66	5 ft	5	REF		
4596	121.0 to 139.3 feet	Cross Slope (PAR)	8.0-9.0%	5 ft	92	SF	$120	$10,980
43391	126.9 to 127.9 feet	Vertical Change	-.61	5 ft	5	REF		
41626	133.8 to 134.8 feet	Vertical Change	-.95	5 ft	5	REF		

Funding Source: TBD **Year to be Completed** TBD

Street Side	Run ID	Survey Street Name	Starting Street Name	End Street Name	Priority
SW	1908211547	2ND ST	TRINITY AVE	ORANGE AVE	135.5

ID	Dist. from Corner	Barrier Type	As-is Measurement/Notes	Sidewalk Width	Qty	Unit	Cost	Total
4600	139.3 to 140.9 feet	Cross Slope (PAR)	6.0-7.0%	5 ft	8	SF	$120	**$960**
47272	140.9 to 141.9 feet	**Vertical Change**	-.42	5 ft	5	REF		
4601	140.9 to 144.3 feet	Cross Slope (PAR)	5.0-6.0%	5 ft	17	SF	$120	**$2,040**
4603	144.3 to 160.3 feet	Cross Slope (PAR)	3.0-4.0%	5 ft	80	SF	$120	**$9,600**
53031	147.9 to 148.9 feet	**Vertical Change**	-.27	5 ft	5	REF		
41471	155.5 to 156.5 feet	**Vertical Change**	-1.13	5 ft	5	REF		
4604	160.3 to 164.3 feet	Cross Slope (PAR)	2.0-3.0%	5 ft	20	SF	$120	**$2,400**
42671	160.4 to 161.4 feet	**Vertical Change**	-.67	5 ft	5	REF		
42672	165.3 to 166.3 feet	**Vertical Change**	-.67	5 ft	5	SF	$75	**$375**
4605	167.7 to 193.3 feet	Cross Slope (PAR)	2.0-3.0%	5 ft	128	SF	$120	**$15,360**
44420	169.9 to 170.9 feet	**Vertical Change**	-.55	5 ft	5	REF		
44649	174.7 to 175.7 feet	**Vertical Change**	-.54	5 ft	5	REF		
53032	187.8 to 188.8 feet	**Vertical Change**	-.27	5 ft	5	REF		
48180	192.7 to 193.7 feet	**Vertical Change**	-.39	5 ft	5	REF		
47273	197.6 to 198.6 feet	**Vertical Change**	-.42	5 ft	5	LF	$75	**$375**
52514	202.9 to 203.9 feet	**Vertical Change**	-.28	5 ft	5	LF	$75	**$375**
41420	208.1 to 209.1 feet	**Vertical Change**	-1.22	5 ft	5	SF	$75	**$375**
57288	208.1 to 209.1 feet	**Vertical Change**	.82	5 ft	5	SF	$75	**$375**
4607	209.7 to 213.7 feet	Cross Slope (PAR)	2.0-3.0%	5 ft	20	SF	$120	**$2,400**
49992	213.3 to 214.4 feet	**Vertical Change**	-.33	5 ft	6	REF		
52515	218.5 to 219.5 feet	**Vertical Change**	-.28	5 ft	5	LF	$75	**$375**
51644	223.8 to 224.8 feet	**Vertical Change**	-.3	5 ft	5	LF	$75	**$375**
49993	234.3 to 235.3 feet	**Vertical Change**	-.33	5 ft	5	LF	$75	**$375**
53033	239.6 to 240.6 feet	**Vertical Change**	-.27	5 ft	5	LF	$75	**$375**
49994	244.7 to 245.7 feet	**Vertical Change**	-.33	5 ft	5	LF	$75	**$375**
41523	249.9 to 250.9 feet	**Vertical Change**	-1.06	5 ft	5	SF	$75	**$375**
41635	265.0 to 266.0 feet	**Vertical Change**	-.94	5 ft	5	SF	$75	**$375**
4609	266.1 to 276.8 feet	Cross Slope (PAR)	2.0-3.0%	5 ft	53	SF	$120	**$6,420**

Funding Source: TBD **Year to be Completed** TBD

Street Side	Run ID	Survey Street Name	Starting Street Name	End Street Name	Priority
SW	1908211547	2ND ST	TRINITY AVE	ORANGE AVE	135.5

ID	Dist. from Corner	Barrier Type	As-is Measurement/Notes	Sidewalk Width	Qty	Unit	Cost	Total
52076	270.6 to 271.6 feet	Vertical Change	-.29	5 ft	5	REF		
4611	276.8 to 283.2 feet	Cross Slope (PAR)	4.0-5.0%	5 ft	32	SF	$120	**$3,840**
49031	281.7 to 282.7 feet	Vertical Change	-.36	5 ft	5	REF		
4613	283.2 to 284.4 feet	Cross Slope (PAR)	2.0-3.0%	5 ft	6	SF	$120	**$720**
46357	287.3 to 288.3 feet	Vertical Change	-.46	5 ft	5	LF	$75	**$375**
57238	287.3 to 288.3 feet	Vertical Change	.74	5 ft	5	SF	$75	**$375**
4614	290.4 to 301.8 feet	Cross Slope (PAR)	2.0-3.0%	5 ft	57	SF	$120	**$6,840**
45222	297.1 to 298.1 feet	Vertical Change	-.51	5 ft	5	REF		
47036	309.3 to 310.3 feet	Vertical Change	-.43	5 ft	5	LF	$75	**$375**
49995	315.8 to 316.8 feet	Vertical Change	-.33	5 ft	5	LF	$75	**$375**

TOTAL COST FOR: SW *side of* **2ND ST** *Starting at:* **TRINITY AVE** **$104,185.00**

Funding Source: TBD **Year to be Completed** TBD

Street Side	Run ID	Survey Street Name	Starting Street Name	End Street Name	Priority
SW	51909261107	3RD ST	655 3RD ST	SONOMA AVE	88.75

ID	Dist. from Corner	Barrier Type	As-is Measurement/Notes	Sidewalk Width	Qty	Unit	Cost	Total
37082	0.0 to 17.8 feet	Cross Slope (PAR)	3.0-4.0%	6 ft	98	SF	$120	**$11,748**
187	8.3 to 9.3 feet	Continuous Width		6 ft	6	SF	$120	**$660**
55793	14.7 to 15.7 feet	Vertical Change	.3	6 ft	6	REF		
37086	18.3 to 23.4 feet	Cross Slope (PAR)	2.0-3.0%	6 ft	28	SF	$120	**$3,366**
60211	32.2 to 48.4 feet	Driveway				REF		
41082	34.2 to 35.3 feet	Running Slope	5.0-6.0%	6 ft	6	REF		
37088	37.2 to 46.8 feet	Cross Slope (Driveway)	8.0-9.0%	6 ft	53	SF	$40	**$2,112**
41083	46.2 to 47.3 feet	Running Slope	8.0-9.0%	6 ft	6	REF		
37093	53.7 to 59.4 feet	Cross Slope (PAR)	2.0-3.0%	6 ft	31	SF	$120	**$3,762**
37095	63.3 to 80.8 feet	Cross Slope (PAR)	2.0-3.0%	6 ft	96	SF	$120	**$11,550**
55794	75.3 to 76.3 feet	Vertical Change	.3	6 ft	6	REF		
37100	86.1 to 90.6 feet	Cross Slope (PAR)	2.0-3.0%	6 ft	25	SF	$120	**$2,970**
37102	94.3 to 101.9 feet	Cross Slope (PAR)	2.0-3.0%	6 ft	42	SF	$120	**$5,016**
37104	127.2 to 128.7 feet	Cross Slope (PAR)	3.0-4.0%	6 ft	8	SF	$120	**$990**
60212	134.4 to 153.1 feet	Driveway				REF		
37105	158.1 to 169.1 feet	Cross Slope (PAR)	2.0-3.0%	6 ft	61	SF	$120	**$7,260**
56554	163.4 to 164.4 feet	Vertical Change	.4	6 ft	6	REF		
51396	165.8 to 166.8 feet	Vertical Change	-.3	6 ft	6	REF		
56880	168.5 to 169.5 feet	Vertical Change	.5	6 ft	6	REF		
37109	171.8 to 184.5 feet	Cross Slope (PAR)	4.0-5.0%	6 ft	70	SF	$120	**$8,382**
37115	185.7 to 195.7 feet	Cross Slope (PAR)	2.0-3.0%	6 ft	55	SF	$120	**$6,600**
51397	188.5 to 189.5 feet	Vertical Change	-.3	6 ft	6	REF		
37117	197.3 to 202.7 feet	Cross Slope (PAR)	4.0-5.0%	6 ft	30	SF	$120	**$3,564**
37118	206.1 to 216.5 feet	Cross Slope (PAR)	3.0-4.0%	6 ft	57	SF	$120	**$6,864**
37120	218.7 to 220.4 feet	Cross Slope (PAR)	3.0-4.0%	6 ft	9	SF	$120	**$1,122**
57588	220.1 to 221.1 feet	Vertical Change	2.8	6 ft	6	REF		
37121	223.8 to 225.4 feet	Cross Slope (PAR)	3.0-4.0%	6 ft	9	SF	$120	**$1,056**
37122	225.4 to 228.3 feet	Cross Slope (PAR)	2.0-3.0%	6 ft	16	SF	$120	**$1,914**

Funding Source: TBD **Year to be Completed** TBD

Street Side	Run ID	Survey Street Name	Starting Street Name	End Street Name	Priority
SW	51909261107	3RD ST	655 3RD ST	SONOMA AVE	88.75

ID	Dist. from Corner	Barrier Type	As-is Measurement/Notes	Sidewalk Width	Qty	Unit	Cost	Total
60213	229.3 to 240.8 feet	Driveway				REF		
37123	232.4 to 243.1 feet	Cross Slope (Driveway)	2.0-3.0%	6 ft	59	SF	$40	**$2,354**
37126	256.0 to 264.3 feet	Cross Slope (PAR)	2.0-3.0%	6 ft	46	SF	$120	**$5,478**
55795	286.8 to 287.8 feet	Vertical Change	.3	6 ft	6	LF	$75	**$413**
37129	287.9 to 289.8 feet	Cross Slope (PAR)	2.0-3.0%	6 ft	10	SF	$120	**$1,254**
51398	290.0 to 291.0 feet	Vertical Change	-.3	6 ft	6	LF	$75	**$413**

TOTAL COST FOR: SW *side of* **3RD ST** *Starting at:* **655 3RD ST** **$88,847.00**

Funding Source: TBD **Year to be Completed** TBD

Street Side	Run ID	Survey Street Name	Starting Street Name	End Street Name	Priority
NE	1909260937	3RD ST	ALAMEDA AVE	HUMBOLDT AVE	102.75

ID	Dist. from Corner	Barrier Type	As-is Measurement/Notes	Sidewalk Width	Qty	Unit	Cost	Total
27551	0.0 to 6.2 feet	Cross Slope (PAR)	2.0-3.0%	5 ft	28	SF	$120	**$3,348**
55297	2.2 to 3.2 feet	**Vertical Change**	.3	5 ft	4	REF		
27554	35.4 to 47.9 feet	Cross Slope (PAR)	2.0-3.0%	5 ft	56	SF	$120	**$6,750**
27559	49.7 to 56.1 feet	Cross Slope (PAR)	4.0-5.0%	5 ft	29	SF	$120	**$3,456**
59566	55.0 to 77.2 feet	Driveway				REF		
40800	56.4 to 58.5 feet	Running Slope	7.0-8.0%	5 ft	9	REF		
27561	60.4 to 68.7 feet	**Cross Slope (Driveway)**	>15%	5 ft	37	SF	$40	**$1,494**
27563	68.7 to 73.6 feet	**Cross Slope (Driveway)**	13.014	5 ft	22	SF	$40	**$882**
27565	77.3 to 81.7 feet	**Cross Slope (Driveway)**	5.0-6.0%	5 ft	20	SF	$40	**$792**
27567	82.7 to 85.1 feet	Cross Slope (PAR)	3.0-4.0%	5 ft	11	SF	$120	**$1,296**
27568	88.3 to 91.3 feet	Cross Slope (PAR)	2.0-3.0%	5 ft	14	SF	$120	**$1,620**
27569	94.2 to 95.3 feet	Cross Slope (PAR)	2.0-3.0%	5 ft	5	SF	$120	**$594**
56791	110.1 to 111.1 feet	**Vertical Change**	.5	5 ft	5	REF		
27570	110.3 to 123.3 feet	Cross Slope (PAR)	2.0-3.0%	5 ft	59	SF	$120	**$7,020**
59567	123.1 to 139.3 feet	Driveway				REF		
27575	125.3 to 127.5 feet	**Cross Slope (Driveway)**	6.0-7.0%	5 ft	10	SF	$40	**$396**
27576	128.6 to 140.2 feet	**Cross Slope (Driveway)**	3.0-4.0%	5 ft	52	SF	$40	**$2,088**
27580	140.2 to 142.1 feet	Cross Slope (PAR)	2.0-3.0%	5 ft	9	SF	$120	**$1,026**
59568	144.8 to 165.9 feet	Driveway				REF		
27581	152.0 to 157.3 feet	**Cross Slope (Driveway)**	4.0-5.0%	5 ft	24	SF	$40	**$954**
27583	157.3 to 159.4 feet	**Cross Slope (Driveway)**	6.0-7.0%	5 ft	9	SF	$40	**$378**
27585	159.8 to 163.8 feet	**Cross Slope (Driveway)**	8.0-9.0%	5 ft	18	SF	$40	**$720**
40802	164.4 to 165.5 feet	Running Slope	5.0-6.0%	5 ft	5	REF		
27588	166.3 to 170.5 feet	**Cross Slope (Driveway)**	4.0-5.0%	5 ft	19	SF	$40	**$756**
57198	167.5 to 168.5 feet	**Vertical Change**	.7	5 ft	5	REF		
27591	173.9 to 182.8 feet	Cross Slope (PAR)	3.0-4.0%	5 ft	40	SF	$120	**$4,806**
27594	183.8 to 188.8 feet	Cross Slope (PAR)	2.0-3.0%	5 ft	23	SF	$120	**$2,700**
27597	241.5 to 243.6 feet	Cross Slope (PAR)	2.0-3.0%	5 ft	9	SF	$120	**$1,134**

Funding Source: TBD **Year to be Completed** TBD

Street Side	Run ID	Survey Street Name	Starting Street Name	End Street Name	Priority
NE	1909260937	3RD ST	ALAMEDA AVE	HUMBOLDT AVE	102.75

ID	Dist. from Corner	Barrier Type	As-is Measurement/Notes	Sidewalk Width	Qty	Unit	Cost	Total
27598	273.4 to 277.5 feet	Cross Slope (PAR)	2.0-3.0%	5 ft	18	SF	$120	**$2,214**
27600	294.1 to 305.9 feet	Cross Slope (PAR)	2.0-3.0%	5 ft	53	SF	$120	**$6,372**
55298	298.5 to 299.5 feet	**Vertical Change**	.3	5 ft	5	REF		

TOTAL COST FOR: NE *side of* **3RD ST** *Starting at:* **ALAMEDA AVE** **$50,796.00**

Funding Source: TBD **Year to be Completed** TBD

Street Side	Run ID	Survey Street Name	Starting Street Name	End Street Name	Priority
SW	1909261009	3RD ST	ALAMEDA AVE	COLUSA AVE	116.25

ID	Dist. from Corner	Barrier Type	As-is Measurement/Notes	Sidewalk Width	Qty	Unit	Cost	Total
27099	2.3 to 7.7 feet	Cross Slope (PAR)	2.0-3.0%	5 ft	24	SF	$120	**$2,916**
27100	9.9 to 47.7 feet	Cross Slope (PAR)	2.0-3.0%	5 ft	170	SF	$120	**$20,412**
55266	44.7 to 45.7 feet	**Vertical Change**	.3	5 ft	5	REF		
27108	51.0 to 57.2 feet	Cross Slope (PAR)	3.0-4.0%	5 ft	28	SF	$120	**$3,348**
55267	55.5 to 56.5 feet	**Vertical Change**	.3	5 ft	5	REF		
27109	58.9 to 61.1 feet	Cross Slope (PAR)	2.0-3.0%	5 ft	10	SF	$120	**$1,188**
27110	63.7 to 88.2 feet	Cross Slope (PAR)	2.0-3.0%	5 ft	110	SF	$120	**$13,230**
59549	110.9 to 133.6 feet	Driveway				REF		
27117	117.3 to 130.0 feet	**Cross Slope (Driveway)**	14.0-15.0%	5 ft	57	SF	$40	**$2,286**
59550	140.1 to 162.8 feet	Driveway				REF		
40786	141.1 to 143.0 feet	Running Slope	6.0-7.0%	5 ft	9	REF		
27122	143.2 to 144.3 feet	**Cross Slope (Driveway)**	9.0-10.0%	5 ft	5	SF	$40	**$198**
27123	146.9 to 157.8 feet	**Cross Slope (Driveway)**	6.0-7.0%	5 ft	49	SF	$40	**$1,962**
40787	159.9 to 161.1 feet	Running Slope	6.0-7.0%	5 ft	5	REF		
40788	161.8 to 162.8 feet	Running Slope	5.0-6.0%	5 ft	5	REF		
27126	165.3 to 172.9 feet	Cross Slope (PAR)	2.0-3.0%	5 ft	34	SF	$120	**$4,104**
27129	183.7 to 186.5 feet	Cross Slope (PAR)	2.0-3.0%	5 ft	13	SF	$120	**$1,512**
27130	190.2 to 206.4 feet	Cross Slope (PAR)	2.0-3.0%	5 ft	73	SF	$120	**$8,748**
57618	192.8 to 193.8 feet	**Vertical Change**	3.1	5 ft	5	REF		
27132	212.3 to 224.8 feet	Cross Slope (PAR)	2.0-3.0%	5 ft	56	SF	$120	**$6,750**
59551	229.1 to 247.2 feet	Driveway				REF		
40789	231.3 to 232.9 feet	Running Slope	5.0-6.0%	5 ft	7	REF		
27134	236.4 to 243.8 feet	**Cross Slope (Driveway)**	>15%	5 ft	33	SF	$40	**$1,332**
55268	274.0 to 275.0 feet	**Vertical Change**	.3	5 ft	5	LF	$75	**$338**

TOTAL COST FOR: SW *side of* **3RD ST** *Starting at:* **ALAMEDA AVE** **$68,323.50**

Funding Source: TBD **Year to be Completed** TBD

Street Side	Run ID	Survey Street Name	Starting Street Name	End Street Name	Priority
NE	1909260933	3RD ST	COLUSA AVE	ALAMEDA AVE	98

ID	Dist. from Corner	Barrier Type	As-is Measurement/Notes	Sidewalk Width	Qty	Unit	Cost	Total
27603	0.0 to 9.4 feet	Cross Slope (PAR)	2.0-3.0%	5 ft	47	SF	$120	**$5,640**
55299	3.1 to 4.1 feet	**Vertical Change**	.3	5 ft	5	REF		
56792	9.2 to 10.2 feet	**Vertical Change**	.5	5 ft	5	REF		
27606	18.0 to 81.1 feet	Cross Slope (PAR)	2.0-3.0%	5 ft	315	SF	$120	**$37,860**
56374	51.8 to 52.8 feet	**Vertical Change**	.4	5 ft	5	REF		
59569	57.3 to 80.8 feet	Driveway				REF		
27618	83.4 to 88.8 feet	Cross Slope (PAR)	3.0-4.0%	5 ft	27	SF	$120	**$3,240**
27620	88.8 to 107.5 feet	Cross Slope (PAR)	2.0-3.0%	5 ft	94	SF	$120	**$11,220**
27627	107.9 to 109.7 feet	Cross Slope (PAR)	4.0-5.0%	5 ft	9	SF	$120	**$1,080**
27628	114.0 to 132.9 feet	Cross Slope (PAR)	4.0-5.0%	5 ft	95	SF	$120	**$11,340**
27633	134.3 to 135.6 feet	Cross Slope (PAR)	2.0-3.0%	5 ft	6	SF	$120	**$780**
59570	134.8 to 156.8 feet	Driveway				REF		
27634	137.3 to 152.0 feet	**Cross Slope (Driveway)**	8.0-9.0%	5 ft	73	SF	$40	**$2,940**
27640	153.2 to 154.2 feet	**Cross Slope (Driveway)**	11.0-12.0%	5 ft	5	SF	$40	**$200**
27641	157.6 to 214.8 feet	Cross Slope (PAR)	2.0-3.0%	5 ft	286	SF	$120	**$34,320**
55300	158.1 to 159.1 feet	**Vertical Change**	.3	5 ft	5	REF		
27648	218.3 to 294.7 feet	Cross Slope (PAR)	2.0-3.0%	5 ft	382	SF	$120	**$45,840**
55301	224.6 to 225.6 feet	**Vertical Change**	.3	5 ft	5	REF		
56793	265.7 to 266.7 feet	**Vertical Change**	.5	5 ft	5	REF		
55302	276.0 to 277.0 feet	**Vertical Change**	.3	5 ft	5	REF		
56794	292.8 to 293.8 feet	**Vertical Change**	.5	5 ft	5	REF		

TOTAL COST FOR: NE *side of* **3RD ST** *Starting at:* **COLUSA AVE** **$154,460.00**

Funding Source: TBD **Year to be Completed** TBD

Street Side	Run ID	Survey Street Name	Starting Street Name	End Street Name	Priority
SW	1909260910	3RD ST	COLUSA AVE	MARIPOSA AVE	105.25

ID	Dist. from Corner	Barrier Type	As-is Measurement/Notes	Sidewalk Width	Qty	Unit	Cost	Total
27887	6.9 to 49.7 feet	Cross Slope (PAR)	2.0-3.0%	5 ft	193	SF	$120	**$23,112**
100	28.0 to 29.0 feet	Continuous Width		5 ft	5	SF	$120	**$540**
27897	52.8 to 65.8 feet	Cross Slope (PAR)	2.0-3.0%	5 ft	59	SF	$120	**$7,020**
59577	65.8 to 90.8 feet	Driveway				REF		
27899	70.0 to 72.1 feet	Cross Slope (Driveway)	13.014	5 ft	9	SF	$40	**$378**
27900	75.9 to 86.8 feet	Cross Slope (Driveway)	13.014	5 ft	49	SF	$40	**$1,962**
27903	91.8 to 102.6 feet	Cross Slope (PAR)	2.0-3.0%	5 ft	49	SF	$120	**$5,832**
27906	107.4 to 135.6 feet	Cross Slope (PAR)	2.0-3.0%	5 ft	127	SF	$120	**$15,228**
59578	135.1 to 157.8 feet	Driveway				REF		
27910	137.9 to 139.0 feet	Cross Slope (Driveway)	9.0-10.0%	5 ft	5	SF	$40	**$198**
27911	141.4 to 153.8 feet	Cross Slope (Driveway)	7.0-8.0%	5 ft	56	SF	$40	**$2,232**
40811	155.5 to 157.8 feet	Running Slope	6.0-7.0%	5 ft	10	REF		
27914	158.4 to 160.2 feet	Cross Slope (Driveway)	4.0-5.0%	5 ft	8	SF	$40	**$324**
56796	158.5 to 159.5 feet	Vertical Change	.5	5 ft	5	REF		
27915	161.8 to 183.0 feet	Cross Slope (PAR)	2.0-3.0%	5 ft	95	SF	$120	**$11,448**
55307	181.7 to 182.7 feet	Vertical Change	.3	5 ft	5	REF		
59579	192.8 to 208.5 feet	Driveway				REF		
40812	195.5 to 197.3 feet	Running Slope	5.0-6.0%	5 ft	8	REF		
27920	198.7 to 206.0 feet	Cross Slope (Driveway)	13.014	5 ft	33	SF	$40	**$1,314**
40813	206.2 to 207.4 feet	Running Slope	5.0-6.0%	5 ft	5	REF		
27923	209.8 to 210.9 feet	Cross Slope (PAR)	5.0-6.0%	5 ft	5	SF	$120	**$594**
56797	210.0 to 211.0 feet	Vertical Change	.5	5 ft	5	REF		
27924	210.9 to 213.6 feet	Cross Slope (PAR)	6.0-7.0%	5 ft	12	SF	$120	**$1,458**
57440	213.6 to 214.6 feet	Vertical Change	1.3	5 ft	5	REF		
27925	214.9 to 216.8 feet	Cross Slope (PAR)	3.0-4.0%	5 ft	9	SF	$120	**$1,026**
27926	216.8 to 231.2 feet	Cross Slope (PAR)	2.0-3.0%	5 ft	65	SF	$120	**$7,776**
56798	230.9 to 231.9 feet	Vertical Change	.5	5 ft	5	REF		
27929	251.3 to 257.8 feet	Cross Slope (PAR)	2.0-3.0%	5 ft	29	SF	$120	**$3,510**

Funding Source: TBD **Year to be Completed** TBD

Street Side	Run ID	Survey Street Name	Starting Street Name	End Street Name	Priority
SW	1909260910	3RD ST	COLUSA AVE	MARIPOSA AVE	105.25

ID	Dist. from Corner	Barrier Type	As-is Measurement/Notes	Sidewalk Width	Qty	Unit	Cost	Total
27932	257.8 to 259.4 feet	Cross Slope (PAR)	4.0-5.0%	5 ft	7	SF	$120	**$864**
59580	258.6 to 275.3 feet	Driveway				REF		
27933	266.3 to 272.8 feet	**Cross Slope (Driveway)**	14.0-15.0%	5 ft	29	SF	$40	**$1,170**
56378	273.8 to 274.8 feet	**Vertical Change**	.4	5 ft	5	REF		
27935	276.9 to 279.8 feet	Cross Slope (PAR)	3.0-4.0%	5 ft	13	SF	$120	**$1,566**
27936	280.6 to 282.2 feet	Cross Slope (PAR)	2.0-3.0%	5 ft	7	SF	$120	**$864**

TOTAL COST FOR: SW *side of* **3RD ST** *Starting at:* **COLUSA AVE** **$88,416.00**

Funding Source: TBD **Year to be Completed** TBD

Street Side	Run ID	Survey Street Name	Starting Street Name	End Street Name	Priority
NE	1909260942	3RD ST	HUMBOLDT AVE	ORANGE AVE	85.25

ID	Dist. from Corner	Barrier Type	As-is Measurement/Notes	Sidewalk Width	Qty	Unit	Cost	Total
27482	0.0 to 23.0 feet	Cross Slope (PAR)	3.0-4.0%	5 ft	115	SF	$120	**$13,800**
56372	24.3 to 25.3 feet	**Vertical Change**	.4	5 ft	5	REF		
27487	24.5 to 53.6 feet	Cross Slope (PAR)	2.0-3.0%	5 ft	146	SF	$120	**$17,460**
57659	37.1 to 38.1 feet	**Vertical Change**	3.5	5 ft	5	REF		
55293	45.0 to 46.0 feet	**Vertical Change**	.3	5 ft	5	REF		
27496	53.6 to 75.1 feet	Cross Slope (PAR)	4.0-5.0%	5 ft	107	SF	$120	**$12,900**
27500	84.2 to 98.8 feet	Cross Slope (PAR)	2.0-3.0%	5 ft	73	SF	$120	**$8,760**
27504	101.0 to 107.5 feet	Cross Slope (PAR)	2.0-3.0%	5 ft	33	SF	$120	**$3,900**
55294	101.5 to 102.5 feet	**Vertical Change**	.3	5 ft	5	REF		
27507	111.1 to 164.3 feet	Cross Slope (PAR)	2.0-3.0%	5 ft	266	SF	$120	**$31,920**
59565	140.3 to 159.2 feet	Driveway				REF		
27518	167.2 to 171.3 feet	Cross Slope (PAR)	3.0-4.0%	5 ft	21	SF	$120	**$2,460**
27519	171.3 to 179.8 feet	Cross Slope (PAR)	2.0-3.0%	5 ft	43	SF	$120	**$5,100**
27522	180.7 to 196.3 feet	Cross Slope (PAR)	4.0-5.0%	5 ft	78	SF	$120	**$9,360**
56373	196.8 to 197.8 feet	**Vertical Change**	.4	5 ft	5	LF	$75	**$375**
55295	206.0 to 207.0 feet	**Vertical Change**	.3	5 ft	5	LF	$75	**$375**
27526	207.1 to 232.5 feet	Cross Slope (PAR)	2.0-3.0%	5 ft	127	SF	$120	**$15,240**
55296	230.5 to 231.5 feet	**Vertical Change**	.3	5 ft	5	REF		
27533	232.5 to 251.6 feet	Cross Slope (PAR)	4.0-5.0%	5 ft	96	SF	$120	**$11,460**
27537	251.6 to 257.8 feet	Cross Slope (PAR)	2.0-3.0%	5 ft	31	SF	$120	**$3,720**
27540	257.8 to 270.5 feet	Cross Slope (PAR)	4.0-5.0%	5 ft	64	SF	$120	**$7,620**
27543	272.8 to 304.3 feet	Cross Slope (PAR)	4.0-5.0%	5 ft	158	SF	$120	**$18,900**
40799	297.4 to 298.5 feet	Running Slope	5.0-6.0%	5 ft	6	REF		

TOTAL COST FOR: NE *side of* **3RD ST** *Starting at:* **HUMBOLDT AVE** **$163,350.00**

Funding Source: TBD **Year to be Completed** TBD

Street Side	Run ID	Survey Street Name	Starting Street Name	End Street Name	Priority
SW	1909261004	3RD ST	HUMBOLDT AVE	ALAMEDA AVE	99.25

ID	Dist. from Corner	Barrier Type	As-is Measurement/Notes	Sidewalk Width	Qty	Unit	Cost	Total
56368	4.1 to 5.1 feet	Vertical Change	.4	5 ft	5	LF	$75	$375
27135	18.1 to 24.0 feet	Cross Slope (PAR)	2.0-3.0%	5 ft	29	SF	$120	$3,540
55269	29.8 to 30.8 feet	Vertical Change	.3	5 ft	5	REF		
27136	30.5 to 60.8 feet	Cross Slope (PAR)	2.0-3.0%	5 ft	152	SF	$120	$18,180
59552	60.8 to 86.1 feet	Driveway				REF		
27144	64.8 to 72.6 feet	Cross Slope (Driveway)	8.0-9.0%	5 ft	39	SF	$40	$1,560
27146	72.6 to 82.6 feet	Cross Slope (Driveway)	10.0-11.0%	5 ft	50	SF	$40	$2,000
27148	86.6 to 106.7 feet	Cross Slope (PAR)	2.0-3.0%	5 ft	101	SF	$120	$12,060
27151	127.2 to 141.1 feet	Cross Slope (PAR)	2.0-3.0%	5 ft	70	SF	$120	$8,340
59553	139.3 to 162.6 feet	Driveway				REF		
40790	142.3 to 143.5 feet	Running Slope	5.0-6.0%	5 ft	6	REF		
27155	145.8 to 149.3 feet	Cross Slope (Driveway)	11.0-12.0%	5 ft	18	SF	$40	$700
27157	149.3 to 154.9 feet	Cross Slope (Driveway)	9.0-10.0%	5 ft	28	SF	$40	$1,120
27159	154.9 to 159.4 feet	Cross Slope (Driveway)	11.0-12.0%	5 ft	23	SF	$40	$900
40791	161.0 to 162.0 feet	Running Slope	5.0-6.0%	5 ft	5	REF		
27161	163.0 to 191.1 feet	Cross Slope (Driveway)	3.0-4.0%	5 ft	141	SF	$40	$5,620
27166	193.6 to 195.0 feet	Cross Slope (PAR)	3.0-4.0%	5 ft	7	SF	$120	$840
59554	194.2 to 226.3 feet	Driveway				REF		
57197	194.9 to 195.9 feet	Vertical Change	.7	5 ft	5	REF		
27167	198.4 to 206.2 feet	Cross Slope (Driveway)	13.014	5 ft	39	SF	$40	$1,560
27169	206.2 to 223.7 feet	Cross Slope (Driveway)	>15%	5 ft	88	SF	$40	$3,500
40792	223.6 to 225.2 feet	Running Slope	5.0-6.0%	5 ft	8	REF		
55270	224.5 to 225.5 feet	Vertical Change	.3	5 ft	5	REF		
40793	225.2 to 226.2 feet	Running Slope	6.0-7.0%	5 ft	5	REF		
27170	227.3 to 232.8 feet	Cross Slope (PAR)	3.0-4.0%	5 ft	28	SF	$120	$3,300
27171	234.2 to 236.0 feet	Cross Slope (PAR)	2.0-3.0%	5 ft	9	SF	$120	$1,080
27172	239.4 to 243.0 feet	Cross Slope (PAR)	2.0-3.0%	5 ft	18	SF	$120	$2,160
55271	250.8 to 251.8 feet	Vertical Change	.3	5 ft	5	LF	$75	$375

Funding Source: TBD **Year to be Completed** TBD

Street Side	Run ID	Survey Street Name	Starting Street Name	End Street Name	Priority
SW	1909261004	3RD ST	HUMBOLDT AVE	ALAMEDA AVE	99.25

ID	Dist. from Corner	Barrier Type	As-is Measurement/Notes	Sidewalk Width	Qty	Unit	Cost	Total
27174	261.1 to 279.8 feet	Cross Slope (PAR)	2.0-3.0%	5 ft	93	SF	$120	**$11,220**
55272	276.4 to 277.4 feet	**Vertical Change**	.3	5 ft	5	REF		
27179	284.9 to 286.4 feet	Cross Slope (PAR)	2.0-3.0%	5 ft	8	SF	$120	**$900**
27180	300.8 to 303.3 feet	Cross Slope (PAR)	2.0-3.0%	5 ft	13	SF	$120	**$1,500**

TOTAL COST FOR: SW *side of* **3RD ST** *Starting at:* **HUMBOLDT AVE** **$80,830.00**

Funding Source: TBD **Year to be Completed** TBD

Street Side	Run ID	Survey Street Name	Starting Street Name	End Street Name	Priority
SW	51909251517	3RD ST	KINGS AVE	ROBERTSON BLVD	93.5

ID	Dist. from Corner	Barrier Type	As-is Measurement/Notes	Sidewalk Width	Qty	Unit	Cost	Total
51348	33.2 to 34.2 feet	Vertical Change	-.3	10 ft	10	LF	$75	$750
47813	42.2 to 43.2 feet	Vertical Change	-.4	10 ft	10	LF	$75	$750
60148	72.0 to 142.7 feet	Driveway				REF		
56870	120.6 to 121.6 feet	Vertical Change	.5	10 ft	10	REF		
35891	123.7 to 124.9 feet	Cross Slope (Driveway)	2.0-3.0%	10 ft	12	SF	$40	$480
35892	130.7 to 131.9 feet	Cross Slope (Driveway)	2.0-3.0%	10 ft	12	SF	$40	$480
51349	144.6 to 145.6 feet	Vertical Change	-.3	10 ft	10	LF	$75	$750
35893	147.3 to 166.7 feet	Cross Slope (PAR)	2.0-3.0%	10 ft	194	SF	$120	$23,280
60149	152.0 to 160.8 feet	Driveway				REF		
45429	172.6 to 173.9 feet	Vertical Change	-.5	10 ft	13	SF	$75	$975
35900	178.8 to 181.4 feet	Cross Slope (PAR)	2.0-3.0%	10 ft	26	SF	$120	$3,120
35901	194.3 to 197.3 feet	Cross Slope (PAR)	2.0-3.0%	10 ft	30	SF	$120	$3,600
60150	201.8 to 216.8 feet	Driveway				REF		
35902	203.6 to 204.9 feet	Cross Slope (Driveway)	2.0-3.0%	10 ft	13	SF	$40	$520
35903	208.3 to 217.6 feet	Cross Slope (Driveway)	7.0-8.0%	10 ft	93	SF	$40	$3,720
35907	218.1 to 219.2 feet	Cross Slope (PAR)	4.0-5.0%	10 ft	11	SF	$120	$1,320
35908	219.8 to 221.1 feet	Cross Slope (PAR)	2.0-3.0%	10 ft	13	SF	$120	$1,560
35909	239.5 to 242.0 feet	Cross Slope (PAR)	2.0-3.0%	10 ft	25	SF	$120	$3,000
35910	244.3 to 248.0 feet	Cross Slope (PAR)	2.0-3.0%	10 ft	37	SF	$120	$4,440
35912	251.5 to 257.0 feet	Cross Slope (PAR)	2.0-3.0%	10 ft	55	SF	$120	$6,600
35914	259.5 to 265.6 feet	Cross Slope (PAR)	2.0-3.0%	10 ft	61	SF	$120	$7,320
35916	268.5 to 273.3 feet	Cross Slope (PAR)	3.0-4.0%	10 ft	48	SF	$120	$5,760
35918	276.0 to 283.3 feet	Cross Slope (PAR)	2.0-3.0%	10 ft	73	SF	$120	$8,760
35921	286.2 to 303.5 feet	Cross Slope (PAR)	2.0-3.0%	10 ft	173	SF	$120	$20,760

TOTAL COST FOR: SW *side of* **3RD ST** *Starting at:* **KINGS AVE** **$97,945.00**

Funding Source: TBD **Year to be Completed** TBD

Street Side	Run ID	Survey Street Name	Starting Street Name	End Street Name	Priority
NE	51909261058	3RD ST	LAKE AVE	MONTEREY AVE	83.5

ID	Dist. from Corner	Barrier Type	As-is Measurement/Notes	Sidewalk Width	Qty	Unit	Cost	Total
60196	1.3 to 20.0 feet	Driveway				REF		
36903	7.7 to 14.5 feet	Cross Slope (Driveway)	2.0-3.0%	6 ft	37	SF	$40	**$1,496**
36905	18.9 to 24.5 feet	Cross Slope (Driveway)	2.0-3.0%	6 ft	31	SF	$40	**$1,232**
36907	27.3 to 40.1 feet	Cross Slope (PAR)	2.0-3.0%	6 ft	70	SF	$120	**$8,448**
36911	43.6 to 54.8 feet	Cross Slope (PAR)	2.0-3.0%	6 ft	62	SF	$120	**$7,392**
36916	55.8 to 56.8 feet	Cross Slope (PAR)	5.0-6.0%	6 ft	6	SF	$120	**$660**
36917	58.7 to 61.8 feet	Cross Slope (PAR)	6.0-7.0%	6 ft	17	SF	$120	**$2,046**
60197	63.1 to 83.0 feet	Driveway				REF		
43541	64.5 to 65.5 feet	Vertical Change	-.6	6 ft	6	REF		
36919	65.3 to 66.8 feet	Cross Slope (Driveway)	5.0-6.0%	6 ft	8	SF	$40	**$330**
36920	69.6 to 76.4 feet	Cross Slope (Driveway)	4.0-5.0%	6 ft	37	SF	$40	**$1,496**
57511	76.3 to 77.3 feet	Vertical Change	1.8	6 ft	6	REF		
36923	76.8 to 78.1 feet	Cross Slope (Driveway)	2.0-3.0%	6 ft	7	SF	$40	**$286**
55785	92.8 to 93.8 feet	Vertical Change	.3	6 ft	6	LF	$75	**$413**
36924	95.2 to 105.9 feet	Cross Slope (PAR)	2.0-3.0%	6 ft	59	SF	$120	**$7,062**
36928	123.3 to 166.3 feet	Cross Slope (PAR)	2.0-3.0%	6 ft	237	SF	$120	**$28,380**
60198	132.5 to 150.7 feet	Driveway				REF		
60199	157.1 to 172.5 feet	Driveway				REF		
36940	171.8 to 174.8 feet	Cross Slope (Driveway)	2.0-3.0%	6 ft	17	SF	$40	**$660**
36941	184.4 to 189.1 feet	Cross Slope (PAR)	2.0-3.0%	6 ft	26	SF	$120	**$3,102**
36942	191.3 to 213.8 feet	Cross Slope (PAR)	2.0-3.0%	6 ft	124	SF	$120	**$14,850**
36949	216.4 to 222.8 feet	Cross Slope (PAR)	2.0-3.0%	6 ft	35	SF	$120	**$4,224**
36951	223.8 to 229.3 feet	Cross Slope (PAR)	4.0-5.0%	6 ft	30	SF	$120	**$3,630**
60200	227.2 to 239.4 feet	Driveway				REF		
36955	229.3 to 240.3 feet	Cross Slope (Driveway)	2.0-3.0%	6 ft	61	SF	$40	**$2,420**
51389	254.3 to 255.3 feet	Vertical Change	-.3	6 ft	6	LF	$75	**$413**
36958	256.3 to 257.3 feet	Cross Slope (PAR)	2.0-3.0%	6 ft	6	SF	$120	**$660**
56552	261.8 to 262.8 feet	Vertical Change	.4	6 ft	6	REF		
36959	261.9 to 263.5 feet	Cross Slope (PAR)	2.0-3.0%	6 ft	9	SF	$120	**$1,056**

Funding Source: TBD **Year to be Completed** TBD

Street Side	Run ID	Survey Street Name	Starting Street Name	End Street Name	Priority
NE	51909261058	3RD ST	LAKE AVE	MONTEREY AVE	83.5

ID	Dist. from Corner	Barrier Type	As-is Measurement/Notes	Sidewalk Width	Qty	Unit	Cost	Total
36960	266.6 to 273.8 feet	Cross Slope (PAR)	2.0-3.0%	6 ft	40	SF	$120	**$4,752**
55786	276.8 to 277.8 feet	**Vertical Change**	.3	6 ft	6	LF	$75	**$413**
36963	278.9 to 290.0 feet	Cross Slope (PAR)	3.0-4.0%	6 ft	61	SF	$120	**$7,326**
51390	279.2 to 280.2 feet	**Vertical Change**	-.3	6 ft	6	REF		
36967	290.3 to 291.4 feet	Cross Slope (PAR)	2.0-3.0%	6 ft	6	SF	$120	**$726**

TOTAL COST FOR: NE *side of* **3RD ST** *Starting at:* **LAKE AVE** **$103,471.50**

Funding Source: TBD **Year to be Completed** TBD

Street Side	Run ID	Survey Street Name	Starting Street Name	End Street Name	Priority
SW	51909261120	3RD ST	LAKE AVE	RIVERSIDE AVE	91

ID	Dist. from Corner	Barrier Type	As-is Measurement/Notes	Sidewalk Width	Qty	Unit	Cost	Total
37183	1.1 to 3.1 feet	Cross Slope (PAR)	2.0-3.0%	6 ft	11	SF	$120	**$1,320**
37184	14.0 to 15.6 feet	Cross Slope (PAR)	2.0-3.0%	6 ft	9	SF	$120	**$1,056**
37185	24.7 to 28.8 feet	Cross Slope (PAR)	2.0-3.0%	6 ft	23	SF	$120	**$2,706**
37187	35.8 to 44.6 feet	Cross Slope (PAR)	2.0-3.0%	6 ft	48	SF	$120	**$5,808**
51400	66.3 to 67.3 feet	**Vertical Change**	-.3	6 ft	6	LF	$75	**$413**
37189	102.3 to 113.2 feet	Cross Slope (PAR)	2.0-3.0%	6 ft	60	SF	$120	**$7,194**
37192	122.3 to 124.3 feet	Cross Slope (PAR)	2.0-3.0%	6 ft	11	SF	$120	**$1,320**
60219	137.2 to 152.8 feet	Driveway				REF		
37193	140.4 to 148.3 feet	**Cross Slope (Driveway)**	2.0-3.0%	6 ft	43	SF	$40	**$1,738**
37197	151.2 to 155.1 feet	**Cross Slope (Driveway)**	3.0-4.0%	6 ft	21	SF	$40	**$858**
37198	155.1 to 157.8 feet	Cross Slope (PAR)	2.0-3.0%	6 ft	15	SF	$120	**$1,782**
60220	161.5 to 176.9 feet	Driveway				REF		
37199	171.3 to 172.3 feet	**Cross Slope (Driveway)**	2.0-3.0%	6 ft	6	SF	$40	**$220**
37200	185.3 to 187.4 feet	Cross Slope (PAR)	2.0-3.0%	6 ft	12	SF	$120	**$1,386**
188	206.0 to 207.0 feet	**Protruding Object**		6 ft	6	JOB	$99	**$99**
37201	245.9 to 247.6 feet	Cross Slope (PAR)	2.0-3.0%	6 ft	9	SF	$120	**$1,122**
51401	284.8 to 285.8 feet	**Vertical Change**	-.3	6 ft	6	LF	$75	**$413**
47830	289.9 to 290.9 feet	**Vertical Change**	-.4	6 ft	6	LF	$75	**$413**

TOTAL COST FOR: SW *side of* **3RD ST** *Starting at:* **LAKE AVE** **$27,846.50**

Funding Source: TBD **Year to be Completed** TBD

Street Side	Run ID	Survey Street Name	Starting Street Name	End Street Name	Priority
NE	1909260929	3RD ST	MARIPOSA AVE	COLUSA AVE	99.25

ID	Dist. from Corner	Barrier Type	As-is Measurement/Notes	Sidewalk Width	Qty	Unit	Cost	Total
27659	0.0 to 7.2 feet	Cross Slope (PAR)	3.0-4.0%	5 ft	32	SF	$120	**$3,888**
27661	9.8 to 49.0 feet	Cross Slope (PAR)	3.0-4.0%	5 ft	176	SF	$120	**$21,168**
57063	13.7 to 14.7 feet	**Vertical Change**	.6	5 ft	5	REF		
55303	20.1 to 21.1 feet	**Vertical Change**	.3	5 ft	4	REF		
99	21.8 to 22.8 feet	**Continuous Width**		5 ft	5	SF	$120	**$540**
56375	38.7 to 39.7 feet	**Vertical Change**	.4	5 ft	5	REF		
27670	49.0 to 77.5 feet	Cross Slope (PAR)	2.0-3.0%	5 ft	128	SF	$120	**$15,390**
27676	84.4 to 85.8 feet	Cross Slope (PAR)	2.0-3.0%	5 ft	6	SF	$120	**$756**
27677	91.1 to 95.8 feet	Cross Slope (PAR)	2.0-3.0%	5 ft	21	SF	$120	**$2,538**
27678	115.6 to 123.3 feet	Cross Slope (PAR)	2.0-3.0%	5 ft	35	SF	$120	**$4,158**
59571	123.1 to 146.1 feet	Driveway				REF		
27681	129.9 to 141.3 feet	**Cross Slope (Driveway)**	10.0-11.0%	5 ft	51	SF	$40	**$2,052**
40803	143.1 to 144.2 feet	Running Slope	5.0-6.0%	5 ft	5	REF		
27685	147.4 to 155.1 feet	Cross Slope (PAR)	3.0-4.0%	5 ft	35	SF	$120	**$4,158**
59572	156.8 to 184.2 feet	Driveway				REF		
27687	161.8 to 180.6 feet	**Cross Slope (Driveway)**	13.014	5 ft	85	SF	$40	**$3,384**
27693	186.1 to 213.8 feet	Cross Slope (PAR)	4.0-5.0%	5 ft	125	SF	$120	**$14,958**
27698	215.8 to 219.7 feet	Cross Slope (PAR)	2.0-3.0%	5 ft	18	SF	$120	**$2,106**
27700	219.7 to 220.9 feet	Cross Slope (PAR)	4.0-5.0%	5 ft	5	SF	$120	**$648**
27701	222.1 to 227.6 feet	Cross Slope (PAR)	6.0-7.0%	5 ft	25	SF	$120	**$2,970**
27702	227.6 to 240.1 feet	Cross Slope (PAR)	5.0-6.0%	5 ft	56	SF	$120	**$6,750**
27703	240.3 to 241.3 feet	Cross Slope (PAR)	6.0-7.0%	5 ft	5	SF	$120	**$540**
27704	241.5 to 278.9 feet	Cross Slope (PAR)	5.0-6.0%	5 ft	168	SF	$120	**$20,196**
27714	279.1 to 280.2 feet	Cross Slope (PAR)	3.0-4.0%	5 ft	5	SF	$120	**$594**
27715	280.2 to 282.2 feet	Cross Slope (PAR)	2.0-3.0%	5 ft	9	SF	$120	**$1,080**
40804	281.2 to 282.2 feet	Running Slope	5.0-6.0%	5 ft	5	REF		

TOTAL COST FOR: NE *side of* **3RD ST** *Starting at:* **MARIPOSA AVE** **$107,874.00**

Funding Source: TBD **Year to be Completed** TBD

Street Side	Run ID	Survey Street Name	Starting Street Name	End Street Name	Priority
SW/W	1909260920	3RD ST	MARIPOSA AVE	SIDEWALK ENDS	63.75

ID	Dist. from Corner	Barrier Type	As-is Measurement/Notes	Sidewalk Width	Qty	Unit	Cost	Total
27716	2.9 to 37.4 feet	Cross Slope (PAR)	2.0-3.0%	5 ft	173	SF	$120	**$20,700**
55304	13.5 to 14.5 feet	**Vertical Change**	.3	5 ft	5	REF		
59573	37.2 to 61.9 feet	Driveway				REF		
40805	38.4 to 40.2 feet	Running Slope	8.0-9.0%	5 ft	9	REF		
27728	40.6 to 44.6 feet	**Cross Slope (Driveway)**	9.0-10.0%	5 ft	20	SF	$40	**$800**
27730	44.6 to 59.0 feet	**Cross Slope (Driveway)**	11.0-12.0%	5 ft	72	SF	$40	**$2,880**
40806	58.8 to 60.5 feet	Running Slope	5.0-6.0%	5 ft	9	REF		
55305	60.4 to 61.4 feet	**Vertical Change**	.3	5 ft	5	REF		
27734	62.3 to 76.5 feet	**Cross Slope (Driveway)**	2.0-3.0%	5 ft	71	SF	$40	**$2,840**
27737	80.8 to 95.6 feet	Cross Slope (PAR)	2.0-3.0%	5 ft	74	SF	$120	**$8,880**
27738	97.8 to 110.4 feet	Cross Slope (PAR)	2.0-3.0%	5 ft	63	SF	$120	**$7,560**
27741	115.9 to 117.3 feet	Cross Slope (PAR)	2.0-3.0%	5 ft	7	SF	$120	**$840**
27742	132.9 to 139.4 feet	Cross Slope (PAR)	2.0-3.0%	5 ft	33	SF	$120	**$3,900**
27743	151.3 to 189.0 feet	Cross Slope (PAR)	2.0-3.0%	5 ft	188	SF	$120	**$22,620**
56376	175.8 to 176.8 feet	**Vertical Change**	.4	5 ft	5	REF		
56795	185.3 to 186.3 feet	**Vertical Change**	.5	5 ft	5	REF		
27749	195.8 to 244.9 feet	Cross Slope (PAR)	2.0-3.0%	5 ft	246	SF	$120	**$29,460**
27759	247.2 to 248.3 feet	Cross Slope (PAR)	3.0-4.0%	5 ft	6	SF	$120	**$660**
27760	248.9 to 279.1 feet	Cross Slope (PAR)	2.0-3.0%	5 ft	151	SF	$120	**$18,120**
27767	279.3 to 287.6 feet	Cross Slope (PAR)	4.0-5.0%	5 ft	42	SF	$120	**$4,980**
27769	290.3 to 360.9 feet	Cross Slope (PAR)	2.0-3.0%	5 ft	353	SF	$120	**$42,360**
55306	329.4 to 330.4 feet	**Vertical Change**	.3	5 ft	5	REF		
27782	365.2 to 378.3 feet	Cross Slope (PAR)	2.0-3.0%	5 ft	66	SF	$120	**$7,860**
27784	381.3 to 382.8 feet	Cross Slope (PAR)	3.0-4.0%	5 ft	8	SF	$120	**$900**
27785	386.3 to 395.7 feet	Cross Slope (PAR)	2.0-3.0%	5 ft	47	SF	$120	**$5,640**
27788	395.7 to 396.8 feet	Cross Slope (PAR)	4.0-5.0%	5 ft	6	SF	$120	**$660**
27789	398.8 to 422.6 feet	Cross Slope (PAR)	2.0-3.0%	5 ft	119	SF	$120	**$14,280**
57064	410.5 to 411.5 feet	**Vertical Change**	.6	5 ft	5	REF		

Funding Source: TBD **Year to be Completed** TBD

Street Side	Run ID	Survey Street Name	Starting Street Name	End Street Name	Priority
SW/W	1909260920	3RD ST	MARIPOSA AVE	SIDEWALK ENDS	63.75

ID	Dist. from Corner	Barrier Type	As-is Measurement/Notes	Sidewalk Width	Qty	Unit	Cost	Total
56377	415.4 to 416.4 feet	Vertical Change	.4	5 ft	5	REF		
59574	420.1 to 447.3 feet	Driveway				REF		
40807	423.3 to 424.3 feet	Running Slope	7.0-8.0%	5 ft	5	REF		
27797	426.1 to 433.1 feet	Cross Slope (Driveway)	12.0-13.0%	5 ft	35	SF	$40	**$1,400**
27799	433.1 to 437.4 feet	Cross Slope (Driveway)	10.0-11.0%	5 ft	22	SF	$40	**$860**
27801	440.1 to 444.5 feet	Cross Slope (Driveway)	9.0-10.0%	5 ft	22	SF	$40	**$880**
40808	444.8 to 445.8 feet	Running Slope	5.0-6.0%	5 ft	5	REF		
27803	448.1 to 468.3 feet	Cross Slope (PAR)	2.0-3.0%	5 ft	101	SF	$120	**$12,120**
27809	469.0 to 489.3 feet	Cross Slope (PAR)	4.0-5.0%	5 ft	102	SF	$120	**$12,180**
27814	490.1 to 513.1 feet	Cross Slope (PAR)	2.0-3.0%	5 ft	115	SF	$120	**$13,800**
27821	515.8 to 529.2 feet	Cross Slope (PAR)	2.0-3.0%	5 ft	67	SF	$120	**$8,040**
27823	529.2 to 533.6 feet	Cross Slope (PAR)	4.0-5.0%	5 ft	22	SF	$120	**$2,640**
27826	534.2 to 581.3 feet	Cross Slope (PAR)	2.0-3.0%	5 ft	235	SF	$120	**$28,260**
57199	573.0 to 574.0 feet	Vertical Change	.7	5 ft	5	REF		
27838	583.6 to 598.3 feet	Cross Slope (PAR)	2.0-3.0%	5 ft	73	SF	$120	**$8,820**
27842	611.7 to 618.4 feet	Cross Slope (PAR)	2.0-3.0%	5 ft	33	SF	$120	**$4,020**
27843	637.3 to 638.8 feet	Cross Slope (PAR)	2.0-3.0%	5 ft	8	SF	$120	**$900**
27844	640.9 to 647.8 feet	Cross Slope (PAR)	2.0-3.0%	5 ft	34	SF	$120	**$4,140**
59575	646.7 to 669.2 feet	Driveway				REF		
40809	648.0 to 650.3 feet	Running Slope	6.0-7.0%	5 ft	11	REF		
27847	652.5 to 666.3 feet	Cross Slope (Driveway)	11.0-12.0%	5 ft	69	SF	$40	**$2,760**
27850	669.8 to 695.2 feet	Cross Slope (PAR)	2.0-3.0%	5 ft	127	SF	$120	**$15,240**
27857	695.2 to 702.7 feet	Cross Slope (PAR)	4.0-5.0%	5 ft	38	SF	$120	**$4,500**
27860	705.3 to 715.8 feet	Cross Slope (PAR)	4.0-5.0%	5 ft	53	SF	$120	**$6,300**
27863	719.3 to 721.7 feet	Cross Slope (PAR)	3.0-4.0%	5 ft	12	SF	$120	**$1,440**
27864	721.7 to 745.9 feet	Cross Slope (PAR)	2.0-3.0%	5 ft	121	SF	$120	**$14,520**
27870	748.4 to 756.1 feet	Cross Slope (PAR)	3.0-4.0%	5 ft	39	SF	$120	**$4,620**
27873	756.1 to 766.9 feet	Cross Slope (PAR)	2.0-3.0%	5 ft	54	SF	$120	**$6,480**

Funding Source: TBD **Year to be Completed** TBD

Street Side	Run ID	Survey Street Name	Starting Street Name	End Street Name	Priority
SW/W	1909260920	3RD ST	MARIPOSA AVE	SIDEWALK ENDS	63.75

ID	Dist. from Corner	Barrier Type	As-is Measurement/Notes	Sidewalk Width	Qty	Unit	Cost	Total
27875	774.1 to 789.5 feet	Cross Slope (PAR)	2.0-3.0%	5 ft	77	SF	$120	**$9,240**
27881	794.2 to 796.7 feet	Cross Slope (PAR)	2.0-3.0%	5 ft	13	SF	$120	**$1,500**
59576	799.4 to 826.2 feet	Driveway				REF		
40810	802.0 to 803.4 feet	Running Slope	6.0-7.0%	5 ft	7	REF		
27882	805.1 to 822.0 feet	**Cross Slope (Driveway)**	11.0-12.0%	5 ft	85	SF	$40	**$3,380**
27886	832.9 to 836.5 feet	Cross Slope (PAR)	2.0-3.0%	5 ft	18	SF	$120	**$2,160**

TOTAL COST FOR: SW/W *side of* **3RD ST** *Starting at:* **MARIPOSA AVE** **$366,140.00**

Funding Source: TBD **Year to be Completed** TBD

Street Side	Run ID	Survey Street Name	Starting Street Name	End Street Name	Priority
NE	51909261100	3RD ST	MONTEREY AVE	SONOMA AVE	66

ID	Dist. from Corner	Barrier Type	As-is Measurement/Notes	Sidewalk Width	Qty	Unit	Cost	Total
36968	0.0 to 6.1 feet	Cross Slope (PAR)	3.0-4.0%	6 ft	34	SF	$120	**$4,026**
60201	0.8 to 11.0 feet	Driveway				REF		
51391	2.9 to 3.9 feet	**Vertical Change**	-.3	6 ft	6	REF		
36970	6.7 to 11.2 feet	**Cross Slope (Driveway)**	2.0-3.0%	6 ft	25	SF	$40	**$990**
36972	14.1 to 30.3 feet	Cross Slope (PAR)	2.0-3.0%	6 ft	89	SF	$120	**$10,692**
36975	47.3 to 56.8 feet	Cross Slope (PAR)	2.0-3.0%	6 ft	52	SF	$120	**$6,270**
36977	75.8 to 90.6 feet	Cross Slope (PAR)	2.0-3.0%	6 ft	81	SF	$120	**$9,768**
36981	107.0 to 119.5 feet	Cross Slope (PAR)	2.0-3.0%	6 ft	69	SF	$120	**$8,250**
60202	122.0 to 131.3 feet	Driveway				REF		
36985	129.8 to 139.7 feet	**Cross Slope (Driveway)**	2.0-3.0%	6 ft	54	SF	$40	**$2,178**
60203	135.9 to 157.5 feet	Driveway				REF		
57279	153.8 to 154.8 feet	**Vertical Change**	.8	6 ft	6	REF		
36988	157.2 to 158.2 feet	**Cross Slope (Driveway)**	3.0-4.0%	6 ft	6	SF	$40	**$220**
36989	158.2 to 159.5 feet	**Cross Slope (Driveway)**	2.0-3.0%	6 ft	7	SF	$40	**$286**
55787	162.0 to 163.0 feet	**Vertical Change**	.3	6 ft	6	LF	$75	**$413**
36990	163.2 to 164.4 feet	Cross Slope (PAR)	3.0-4.0%	6 ft	7	SF	$120	**$792**
36991	168.2 to 182.1 feet	Cross Slope (PAR)	3.0-4.0%	6 ft	76	SF	$120	**$9,174**
36995	183.7 to 243.5 feet	Cross Slope (PAR)	2.0-3.0%	6 ft	329	SF	$120	**$39,468**
55788	237.3 to 238.3 feet	**Vertical Change**	.3	6 ft	6	REF		
37007	246.5 to 252.2 feet	Cross Slope (PAR)	3.0-4.0%	6 ft	31	SF	$120	**$3,762**
37008	252.2 to 262.7 feet	Cross Slope (PAR)	2.0-3.0%	6 ft	58	SF	$120	**$6,930**
37012	273.3 to 277.4 feet	Cross Slope (PAR)	2.0-3.0%	6 ft	23	SF	$120	**$2,706**
41573	276.6 to 277.6 feet	**Vertical Change**	-1	6 ft	6	REF		
37014	279.8 to 290.0 feet	Cross Slope (PAR)	2.0-3.0%	6 ft	56	SF	$120	**$6,732**
37015	292.2 to 295.6 feet	Cross Slope (PAR)	2.0-3.0%	6 ft	19	SF	$120	**$2,244**

TOTAL COST FOR: NE *side of* **3RD ST** *Starting at:* **MONTEREY AVE** **$114,900.50**

Funding Source: TBD **Year to be Completed** TBD

Street Side	Run ID	Survey Street Name	Starting Street Name	End Street Name	Priority
SW	51909261117	3RD ST	MONTEREY AVE	LAKE AVE	77.5

ID	Dist. from Corner	Barrier Type	As-is Measurement/Notes	Sidewalk Width	Qty	Unit	Cost	Total
60214	9.2 to 15.6 feet	Driveway				REF		
37134	28.0 to 47.2 feet	Cross Slope (PAR)	2.0-3.0%	6 ft	106	SF	$120	**$12,672**
37142	54.1 to 55.8 feet	Cross Slope (PAR)	2.0-3.0%	6 ft	9	SF	$120	**$1,122**
60215	56.0 to 66.8 feet	Driveway				REF		
37143	61.3 to 88.4 feet	Cross Slope (Driveway)	2.0-3.0%	6 ft	149	SF	$40	**$5,962**
60216	81.0 to 95.6 feet	Driveway				REF		
37152	121.0 to 122.1 feet	Cross Slope (PAR)	2.0-3.0%	6 ft	6	SF	$120	**$726**
37153	129.6 to 131.7 feet	Cross Slope (PAR)	2.0-3.0%	6 ft	12	SF	$120	**$1,386**
60217	136.3 to 155.7 feet	Driveway				REF		
37154	146.4 to 152.9 feet	Cross Slope (Driveway)	2.0-3.0%	6 ft	36	SF	$40	**$1,430**
37156	154.5 to 155.8 feet	Cross Slope (Driveway)	6.0-7.0%	6 ft	7	SF	$40	**$286**
37157	155.8 to 157.0 feet	Cross Slope (Driveway)	5.0-6.0%	6 ft	7	SF	$40	**$264**
37158	163.7 to 176.4 feet	Cross Slope (PAR)	2.0-3.0%	6 ft	70	SF	$120	**$8,382**
37162	180.9 to 188.5 feet	Cross Slope (PAR)	3.0-4.0%	6 ft	42	SF	$120	**$5,016**
37164	188.5 to 215.4 feet	Cross Slope (PAR)	2.0-3.0%	6 ft	148	SF	$120	**$17,754**
47828	196.8 to 197.8 feet	Vertical Change	-.4	6 ft	6	REF		
47829	216.4 to 217.4 feet	Vertical Change	-.4	6 ft	6	REF		
37169	217.4 to 219.8 feet	Cross Slope (PAR)	6.0-7.0%	6 ft	13	SF	$120	**$1,584**
37171	221.5 to 223.6 feet	Cross Slope (PAR)	8.0-9.0%	6 ft	12	SF	$120	**$1,386**
51399	226.2 to 227.2 feet	Vertical Change	-.3	6 ft	6	LF	$75	**$413**
60218	228.8 to 241.5 feet	Driveway				REF		
37172	234.4 to 239.3 feet	Cross Slope (Driveway)	11.0-12.0%	6 ft	27	SF	$40	**$1,078**
55796	236.3 to 237.3 feet	Vertical Change	.3	6 ft	6	REF		
37174	250.0 to 252.4 feet	Cross Slope (PAR)	3.0-4.0%	6 ft	13	SF	$120	**$1,584**
37175	252.4 to 261.7 feet	Cross Slope (PAR)	2.0-3.0%	6 ft	51	SF	$120	**$6,138**
37177	265.5 to 268.1 feet	Cross Slope (PAR)	3.0-4.0%	6 ft	14	SF	$120	**$1,716**
37178	268.4 to 269.8 feet	Cross Slope (PAR)	2.0-3.0%	6 ft	8	SF	$120	**$924**
37179	274.5 to 288.7 feet	Cross Slope (PAR)	2.0-3.0%	6 ft	78	SF	$120	**$9,372**
42357	274.8 to 275.8 feet	Vertical Change	-.7	6 ft	6	REF		

Funding Source: TBD **Year to be Completed** TBD

Street Side	Run ID	Survey Street Name	Starting Street Name	End Street Name	Priority
SW	51909261117	3RD ST	MONTEREY AVE	LAKE AVE	77.5

ID	Dist. from Corner	Barrier Type	As-is Measurement/Notes	Sidewalk Width	Qty	Unit	Cost	Total
37182	293.2 to 294.8 feet	Cross Slope (PAR)	2.0-3.0%	6 ft	9	SF	$120	**$1,056**

TOTAL COST FOR: SW *side of* **3RD ST** *Starting at:* **MONTEREY AVE** **$80,250.50**

Funding Source: TBD **Year to be Completed** TBD

Street Side	Run ID	Survey Street Name	Starting Street Name	End Street Name	Priority
NE	1909260946	3RD ST	ORANGE AVE	TRINITY AVE	121

ID	Dist. from Corner	Barrier Type	As-is Measurement/Notes	Sidewalk Width	Qty	Unit	Cost	Total
27416	7.8 to 17.1 feet	Cross Slope (PAR)	2.0-3.0%	5 ft	47	SF	$120	**$5,580**
27417	20.2 to 33.0 feet	Cross Slope (PAR)	2.0-3.0%	5 ft	64	SF	$120	**$7,680**
27419	37.3 to 42.5 feet	Cross Slope (PAR)	3.0-4.0%	5 ft	26	SF	$120	**$3,120**
27420	42.9 to 48.6 feet	Cross Slope (PAR)	2.0-3.0%	5 ft	29	SF	$120	**$3,420**
27422	53.2 to 67.1 feet	Cross Slope (PAR)	3.0-4.0%	5 ft	69	SF	$120	**$8,340**
57320	67.6 to 68.6 feet	**Vertical Change**	.9	5 ft	5	REF		
27429	67.9 to 72.0 feet	Cross Slope (PAR)	6.0-7.0%	5 ft	20	SF	$120	**$2,460**
27430	73.3 to 77.4 feet	Cross Slope (PAR)	5.0-6.0%	5 ft	21	SF	$120	**$2,460**
27431	79.1 to 91.1 feet	Cross Slope (PAR)	8.0-9.0%	5 ft	60	SF	$120	**$7,200**
27435	93.8 to 97.3 feet	Cross Slope (PAR)	8.0-9.0%	5 ft	18	SF	$120	**$2,100**
27438	99.9 to 101.2 feet	Cross Slope (PAR)	6.0-7.0%	5 ft	7	SF	$120	**$780**
27439	101.8 to 117.3 feet	Cross Slope (PAR)	4.0-5.0%	5 ft	78	SF	$120	**$9,300**
55289	118.8 to 119.8 feet	**Vertical Change**	.3	5 ft	5	LF	$75	**$375**
27442	120.1 to 124.9 feet	Cross Slope (PAR)	3.0-4.0%	5 ft	24	SF	$120	**$2,880**
27444	125.8 to 135.3 feet	Cross Slope (PAR)	2.0-3.0%	5 ft	48	SF	$120	**$5,700**
57416	131.5 to 132.5 feet	**Vertical Change**	1.2	5 ft	5	REF		
27445	138.2 to 145.7 feet	Cross Slope (PAR)	2.0-3.0%	5 ft	38	SF	$120	**$4,500**
57359	142.2 to 143.2 feet	**Vertical Change**	1	5 ft	5	REF		
59564	146.4 to 162.9 feet	Driveway				REF		
27447	150.8 to 166.4 feet	**Cross Slope (Driveway)**	2.0-3.0%	5 ft	78	SF	$40	**$3,120**
55290	166.1 to 167.1 feet	**Vertical Change**	.3	5 ft	5	REF		
27450	166.4 to 167.5 feet	Cross Slope (PAR)	4.0-5.0%	5 ft	6	SF	$120	**$660**
27451	169.1 to 176.7 feet	Cross Slope (PAR)	6.0-7.0%	5 ft	38	SF	$120	**$4,560**
27454	180.5 to 186.4 feet	Cross Slope (PAR)	8.0-9.0%	5 ft	30	SF	$120	**$3,540**
27455	187.3 to 188.4 feet	Cross Slope (PAR)	6.0-7.0%	5 ft	6	SF	$120	**$660**
27456	189.8 to 205.5 feet	Cross Slope (PAR)	3.0-4.0%	5 ft	79	SF	$120	**$9,420**
27460	208.4 to 211.7 feet	Cross Slope (PAR)	3.0-4.0%	5 ft	17	SF	$120	**$1,980**
27461	213.4 to 251.4 feet	Cross Slope (PAR)	2.0-3.0%	5 ft	190	SF	$120	**$22,800**

Funding Source: TBD **Year to be Completed** TBD

Street Side	Run ID	Survey Street Name	Starting Street Name	End Street Name	Priority
NE	1909260946	3RD ST	ORANGE AVE	TRINITY AVE	121

ID	Dist. from Corner	Barrier Type	As-is Measurement/Notes	Sidewalk Width	Qty	Unit	Cost	Total
27468	251.4 to 253.3 feet	Cross Slope (PAR)	4.0-5.0%	5 ft	10	SF	$120	**$1,140**
27469	256.1 to 264.2 feet	Cross Slope (PAR)	5.0-6.0%	5 ft	40	SF	$120	**$4,860**
27470	264.2 to 281.3 feet	Cross Slope (PAR)	6.0-7.0%	5 ft	86	SF	$120	**$10,260**
27473	281.3 to 303.3 feet	Cross Slope (PAR)	5.0-6.0%	5 ft	110	SF	$120	**$13,200**
55291	301.9 to 302.9 feet	**Vertical Change**	.3	5 ft	5	REF		
27480	303.3 to 322.3 feet	Cross Slope (PAR)	3.0-4.0%	5 ft	95	SF	$120	**$11,400**
55292	312.3 to 313.3 feet	**Vertical Change**	.3	5 ft	5	REF		

TOTAL COST FOR: NE *side of* **3RD ST** *Starting at:* **ORANGE AVE** **$153,495.00**

Funding Source: TBD **Year to be Completed** TBD

Street Side	Run ID	Survey Street Name	Starting Street Name	End Street Name	Priority
SW	1909261001	3RD ST	ORANGE AVE	HUMBOLDT AVE	101.5

ID	Dist. from Corner	Barrier Type	As-is Measurement/Notes	Sidewalk Width	Qty	Unit	Cost	Total
27181	3.7 to 8.1 feet	Cross Slope (PAR)	2.0-3.0%	5 ft	22	SF	$120	**$2,640**
27183	9.5 to 12.8 feet	Cross Slope (PAR)	5.0-6.0%	5 ft	17	SF	$120	**$1,980**
27185	28.4 to 40.3 feet	Cross Slope (PAR)	2.0-3.0%	5 ft	59	SF	$120	**$7,140**
27188	42.4 to 45.3 feet	Cross Slope (PAR)	2.0-3.0%	5 ft	15	SF	$120	**$1,740**
27189	48.0 to 56.2 feet	Cross Slope (PAR)	3.0-4.0%	5 ft	41	SF	$120	**$4,920**
59555	51.2 to 66.3 feet	Driveway				REF		
27191	56.2 to 59.5 feet	**Cross Slope (Driveway)**	2.0-3.0%	5 ft	17	SF	$40	**$660**
27193	69.7 to 111.4 feet	Cross Slope (PAR)	4.0-5.0%	5 ft	209	SF	$120	**$25,020**
55273	86.8 to 87.8 feet	**Vertical Change**	.3	5 ft	5	REF		
57062	95.2 to 96.2 feet	**Vertical Change**	.6	5 ft	5	REF		
55274	108.2 to 109.2 feet	**Vertical Change**	.3	5 ft	5	REF		
59556	111.5 to 128.9 feet	Driveway				REF		
27201	111.8 to 116.6 feet	**Cross Slope (Driveway)**	2.0-3.0%	5 ft	24	SF	$40	**$960**
55275	119.8 to 120.8 feet	**Vertical Change**	.3	5 ft	5	REF		
27202	130.1 to 132.2 feet	Cross Slope (PAR)	3.0-4.0%	5 ft	10	SF	$120	**$1,260**
55276	131.2 to 132.2 feet	**Vertical Change**	.3	5 ft	5	REF		
57596	133.7 to 134.7 feet	**Vertical Change**	2.9	5 ft	5	SF	$75	**$375**
27203	135.7 to 138.9 feet	Cross Slope (PAR)	4.0-5.0%	5 ft	16	SF	$120	**$1,920**
55277	138.4 to 139.4 feet	**Vertical Change**	.3	5 ft	5	REF		
27205	139.9 to 142.0 feet	Cross Slope (PAR)	2.0-3.0%	5 ft	11	SF	$120	**$1,260**
59557	140.7 to 162.8 feet	Driveway				REF		
27206	145.3 to 150.0 feet	**Cross Slope (Driveway)**	9.0-10.0%	5 ft	23	SF	$40	**$940**
27208	152.1 to 154.8 feet	**Cross Slope (Driveway)**	6.0-7.0%	5 ft	14	SF	$40	**$540**
27209	155.3 to 159.0 feet	**Cross Slope (Driveway)**	8.0-9.0%	5 ft	18	SF	$40	**$740**
27211	159.0 to 160.0 feet	**Cross Slope (Driveway)**	10.0-11.0%	5 ft	5	SF	$40	**$200**
27212	165.6 to 181.4 feet	Cross Slope (PAR)	2.0-3.0%	5 ft	79	SF	$120	**$9,480**
27215	184.7 to 217.3 feet	Cross Slope (PAR)	2.0-3.0%	5 ft	163	SF	$120	**$19,560**
55278	205.6 to 206.6 feet	**Vertical Change**	.3	5 ft	5	REF		

Funding Source: TBD **Year to be Completed** TBD

Street Side	Run ID	Survey Street Name	Starting Street Name	End Street Name	Priority
SW	1909261001	3RD ST	ORANGE AVE	HUMBOLDT AVE	101.5

ID	Dist. from Corner	Barrier Type	As-is Measurement/Notes	Sidewalk Width	Qty	Unit	Cost	Total
27222	221.9 to 225.7 feet	Cross Slope (PAR)	2.0-3.0%	5 ft	19	SF	$120	**$2,280**
27223	227.8 to 229.7 feet	Cross Slope (PAR)	2.0-3.0%	5 ft	10	SF	$120	**$1,140**
27224	232.0 to 242.9 feet	Cross Slope (PAR)	2.0-3.0%	5 ft	55	SF	$120	**$6,540**
27227	248.7 to 300.5 feet	Cross Slope (PAR)	2.0-3.0%	5 ft	259	SF	$120	**$31,080**

TOTAL COST FOR: SW *side of* **3RD ST** *Starting at:* **ORANGE AVE** **$122,375.00**

Funding Source: TBD **Year to be Completed** TBD

Street Side	Run ID	Survey Street Name	Starting Street Name	End Street Name	Priority
SW	51909261123	3RD ST	RIVERSIDE AVE	KINGS AVE	99.5

ID	Dist. from Corner	Barrier Type	As-is Measurement/Notes	Sidewalk Width	Qty	Unit	Cost	Total
51402	14.2 to 15.2 feet	Vertical Change	-.3	6 ft	6	LF	$75	$413
55797	25.1 to 26.1 feet	Vertical Change	.3	6 ft	6	REF		
37202	25.1 to 28.8 feet	Cross Slope (PAR)	2.0-3.0%	6 ft	20	SF	$120	$2,442
55798	28.7 to 29.7 feet	Vertical Change	.3	6 ft	6	REF		
37204	34.9 to 36.0 feet	Cross Slope (PAR)	2.0-3.0%	6 ft	6	SF	$120	$726
57326	45.8 to 46.8 feet	Vertical Change	.9	6 ft	6	SF	$75	$413
37205	62.7 to 71.2 feet	Cross Slope (PAR)	2.0-3.0%	6 ft	47	SF	$120	$5,610
37208	77.4 to 80.8 feet	Cross Slope (PAR)	4.0-5.0%	6 ft	19	SF	$120	$2,244
37210	80.8 to 89.8 feet	Cross Slope (PAR)	2.0-3.0%	6 ft	50	SF	$120	$5,940
37213	94.3 to 95.7 feet	Cross Slope (PAR)	2.0-3.0%	6 ft	8	SF	$120	$924
37214	97.8 to 125.3 feet	Cross Slope (PAR)	2.0-3.0%	6 ft	151	SF	$120	$18,150
47831	121.1 to 122.1 feet	Vertical Change	-.4	6 ft	6	REF		
37224	125.3 to 129.3 feet	Cross Slope (PAR)	4.0-5.0%	6 ft	22	SF	$120	$2,640
57487	129.0 to 130.0 feet	Vertical Change	1.6	6 ft	6	REF		
37226	129.3 to 130.3 feet	Cross Slope (PAR)	2.0-3.0%	6 ft	6	SF	$120	$660
60221	133.4 to 158.2 feet	Driveway				REF		
37227	134.6 to 136.7 feet	Cross Slope (Driveway)	3.0-4.0%	6 ft	12	SF	$40	$462
55799	134.9 to 135.9 feet	Vertical Change	.3	6 ft	6	REF		
37228	136.7 to 138.0 feet	Cross Slope (Driveway)	2.0-3.0%	6 ft	7	SF	$40	$286
37229	141.9 to 144.5 feet	Cross Slope (Driveway)	2.0-3.0%	6 ft	14	SF	$40	$572
37230	157.8 to 159.7 feet	Cross Slope (Driveway)	2.0-3.0%	6 ft	10	SF	$40	$418
37231	162.9 to 163.9 feet	Cross Slope (PAR)	4.0-5.0%	6 ft	6	SF	$120	$660
37232	167.5 to 169.8 feet	Cross Slope (PAR)	5.0-6.0%	6 ft	13	SF	$120	$1,518
37233	170.6 to 171.9 feet	Cross Slope (PAR)	3.0-4.0%	6 ft	7	SF	$120	$858
37234	171.9 to 172.9 feet	Cross Slope (PAR)	2.0-3.0%	6 ft	6	SF	$120	$660
37235	182.5 to 189.3 feet	Cross Slope (PAR)	2.0-3.0%	6 ft	37	SF	$120	$4,488
37237	191.5 to 194.3 feet	Cross Slope (PAR)	3.0-4.0%	6 ft	15	SF	$120	$1,848
37238	196.5 to 198.3 feet	Cross Slope (PAR)	3.0-4.0%	6 ft	10	SF	$120	$1,188

Funding Source: TBD **Year to be Completed** TBD

Street Side	Run ID	Survey Street Name	Starting Street Name	End Street Name	Priority
SW	51909261123	3RD ST	RIVERSIDE AVE	KINGS AVE	99.5

ID	Dist. from Corner	Barrier Type	As-is Measurement/Notes	Sidewalk Width	Qty	Unit	Cost	Total
37239	204.8 to 206.9 feet	Cross Slope (PAR)	2.0-3.0%	6 ft	12	SF	$120	**$1,386**
37240	212.2 to 219.6 feet	Cross Slope (PAR)	2.0-3.0%	6 ft	41	SF	$120	**$4,884**
37242	226.3 to 230.6 feet	Cross Slope (PAR)	2.0-3.0%	6 ft	24	SF	$120	**$2,838**
37243	242.8 to 247.6 feet	Cross Slope (PAR)	2.0-3.0%	6 ft	26	SF	$120	**$3,168**
37244	257.8 to 264.9 feet	Cross Slope (PAR)	3.0-4.0%	6 ft	39	SF	$120	**$4,686**
37245	265.8 to 275.6 feet	Cross Slope (PAR)	2.0-3.0%	6 ft	54	SF	$120	**$6,468**
37247	286.1 to 297.6 feet	Cross Slope (PAR)	2.0-3.0%	6 ft	63	SF	$120	**$7,590**

TOTAL COST FOR: SW *side of* **3RD ST** *Starting at:* **RIVERSIDE AVE** **$84,139.00**

Funding Source: TBD **Year to be Completed** TBD

Street Side	Run ID	Survey Street Name	Starting Street Name	End Street Name	Priority
NE	51909251518	3RD ST	ROBERTSON BLVD	SIDEWALK ENDS	100

ID	Dist. from Corner	Barrier Type	As-is Measurement/Notes	Sidewalk Width	Qty	Unit	Cost	Total
35926	0.0 to 2.8 feet	Cross Slope (PAR)	2.0-3.0%	10 ft	28	SF	$120	**$3,360**
60151	1.5 to 46.5 feet	Driveway				REF		
35927	8.1 to 12.1 feet	**Cross Slope (Driveway)**	9.0-10.0%	10 ft	40	SF	$40	**$1,600**
35929	14.7 to 19.4 feet	**Cross Slope (Driveway)**	10.0-11.0%	10 ft	47	SF	$40	**$1,880**
35932	20.9 to 30.9 feet	**Cross Slope (Driveway)**	8.0-9.0%	10 ft	100	SF	$40	**$4,000**
35935	33.3 to 47.3 feet	**Cross Slope (Driveway)**	8.0-9.0%	10 ft	140	SF	$40	**$5,600**
35938	64.7 to 74.3 feet	Cross Slope (PAR)	2.0-3.0%	10 ft	96	SF	$120	**$11,520**

TOTAL COST FOR: NE *side of* **3RD ST** *Starting at:* **ROBERTSON BLVD** **$27,960.00**

Funding Source: TBD **Year to be Completed** TBD

Street Side	Run ID	Survey Street Name	Starting Street Name	End Street Name	Priority
SW	1909260953	3RD ST	ROBERTSON BLVD	TRINITY AVE	81

ID	Dist. from Corner	Barrier Type	As-is Measurement/Notes	Sidewalk Width	Qty	Unit	Cost	Total
27300	0.0 to 58.1 feet	Cross Slope (PAR)	4.0-5.0%	5 ft	291	SF	$120	**$34,860**
27313	60.8 to 119.8 feet	Cross Slope (PAR)	3.0-4.0%	5 ft	295	SF	$120	**$35,400**
27323	120.1 to 138.6 feet	Cross Slope (PAR)	2.0-3.0%	5 ft	93	SF	$120	**$11,100**
27326	140.8 to 145.9 feet	Cross Slope (PAR)	2.0-3.0%	5 ft	25	SF	$120	**$3,060**
59562	144.4 to 160.1 feet	Driveway				REF		
27328	146.2 to 150.8 feet	**Cross Slope (Driveway)**	4.0-5.0%	5 ft	23	SF	$40	**$920**
27330	152.0 to 167.8 feet	**Cross Slope (Driveway)**	2.0-3.0%	5 ft	79	SF	$40	**$3,160**
55283	176.3 to 179.9 feet	**Vertical Change**	.3	5 ft	18	LF	$75	**$1,350**
27335	179.7 to 180.8 feet	Cross Slope (PAR)	13.014	5 ft	6	SF	$120	**$660**
27336	188.0 to 189.9 feet	Cross Slope (PAR)	2.0-3.0%	5 ft	10	SF	$120	**$1,140**
27337	195.9 to 198.0 feet	Cross Slope (PAR)	2.0-3.0%	5 ft	11	SF	$120	**$1,260**
27338	204.2 to 205.4 feet	Cross Slope (PAR)	2.0-3.0%	5 ft	6	SF	$120	**$720**
27339	232.8 to 252.3 feet	Cross Slope (PAR)	2.0-3.0%	5 ft	98	SF	$120	**$11,700**
27345	264.1 to 271.8 feet	Cross Slope (PAR)	2.0-3.0%	5 ft	38	SF	$120	**$4,620**
27346	275.8 to 281.3 feet	Cross Slope (PAR)	2.0-3.0%	5 ft	28	SF	$120	**$3,300**
27348	285.4 to 292.6 feet	Cross Slope (PAR)	2.0-3.0%	5 ft	36	SF	$120	**$4,320**
56371	293.7 to 294.7 feet	**Vertical Change**	.4	5 ft	5	LF	$75	**$375**
27351	302.1 to 305.6 feet	Cross Slope (PAR)	2.0-3.0%	5 ft	18	SF	$120	**$2,100**

TOTAL COST FOR: SW *side of* **3RD ST** *Starting at:* **ROBERTSON BLVD** **$120,045.00**

Funding Source: TBD **Year to be Completed** TBD

Street Side	Run ID	Survey Street Name	Starting Street Name	End Street Name	Priority
NE	51909251520	3RD ST	SIDEWALK BEGINS	KINGS AVE	83

ID	Dist. from Corner	Barrier Type	As-is Measurement/Notes	Sidewalk Width	Qty	Unit	Cost	Total
35939	5.3 to 7.0 feet	Cross Slope (PAR)	2.0-3.0%	6 ft	9	SF	$120	**$1,122**
35940	14.0 to 15.1 feet	Cross Slope (PAR)	2.0-3.0%	6 ft	6	SF	$120	**$726**
35941	32.8 to 35.3 feet	Cross Slope (PAR)	2.0-3.0%	6 ft	14	SF	$120	**$1,650**
45431	38.6 to 39.6 feet	Vertical Change	-.5	6 ft	6	SF	$75	**$413**
35943	59.5 to 65.3 feet	Cross Slope (PAR)	3.0-4.0%	6 ft	32	SF	$120	**$3,828**
35946	66.6 to 69.2 feet	Cross Slope (PAR)	2.0-3.0%	6 ft	14	SF	$120	**$1,716**
35948	74.4 to 78.6 feet	Cross Slope (PAR)	2.0-3.0%	6 ft	23	SF	$120	**$2,772**
45432	83.3 to 84.3 feet	Vertical Change	-.5	6 ft	6	SF	$75	**$413**
35950	85.3 to 86.8 feet	Cross Slope (PAR)	2.0-3.0%	6 ft	8	SF	$120	**$990**
56534	90.1 to 91.1 feet	Vertical Change	.4	6 ft	6	LF	$75	**$413**
43540	93.0 to 94.0 feet	Vertical Change	-.6	6 ft	6	REF		
35951	93.1 to 94.2 feet	Cross Slope (PAR)	2.0-3.0%	6 ft	6	SF	$120	**$726**
35952	96.3 to 97.4 feet	Cross Slope (PAR)	3.0-4.0%	6 ft	6	SF	$120	**$726**
35953	97.8 to 98.9 feet	Cross Slope (PAR)	2.0-3.0%	6 ft	6	SF	$120	**$726**
35954	103.8 to 111.2 feet	Cross Slope (PAR)	2.0-3.0%	6 ft	41	SF	$120	**$4,884**
35957	119.4 to 122.8 feet	Cross Slope (PAR)	2.0-3.0%	6 ft	19	SF	$120	**$2,244**
177	126.2 to 127.2 feet	Protruding Object		6 ft	6	JOB	$99	**$99**
35960	128.9 to 130.3 feet	Cross Slope (PAR)	2.0-3.0%	6 ft	8	SF	$120	**$924**
51350	135.0 to 136.0 feet	Vertical Change	-.3	6 ft	6	LF	$75	**$413**
35961	136.8 to 144.3 feet	Cross Slope (PAR)	2.0-3.0%	6 ft	41	SF	$120	**$4,950**
55745	138.2 to 139.2 feet	Vertical Change	.3	6 ft	6	REF		
51351	140.1 to 141.1 feet	Vertical Change	-.3	6 ft	6	REF		

TOTAL COST FOR: NE *side of* **3RD ST** *Starting at:* **SIDEWALK BEGINS** **$29,733.00**

Funding Source: TBD **Year to be Completed** TBD

Street Side	Run ID	Survey Street Name	Starting Street Name	End Street Name	Priority
NE /	51909261103	3RD ST	SONOMA AVE	CALAVERAS ST	103.75

ID	Dist. from Corner	Barrier Type	As-is Measurement/Notes	Sidewalk Width	Qty	Unit	Cost	Total
37016	3.3 to 11.7 feet	Cross Slope (PAR)	2.0-3.0%	6 ft	46	SF	$120	**$5,544**
37019	14.0 to 17.6 feet	Cross Slope (PAR)	2.0-3.0%	6 ft	20	SF	$120	**$2,376**
51392	14.3 to 15.3 feet	**Vertical Change**	-.3	6 ft	6	REF		
47827	21.8 to 22.8 feet	**Vertical Change**	-.4	6 ft	6	REF		
37020	22.5 to 29.1 feet	Cross Slope (PAR)	2.0-3.0%	6 ft	36	SF	$120	**$4,356**
37022	32.6 to 45.3 feet	Cross Slope (PAR)	2.0-3.0%	6 ft	70	SF	$120	**$8,382**
37024	48.4 to 63.8 feet	Cross Slope (PAR)	2.0-3.0%	6 ft	85	SF	$120	**$10,164**
37028	67.2 to 71.7 feet	Cross Slope (PAR)	3.0-4.0%	6 ft	25	SF	$120	**$2,970**
37029	73.6 to 80.6 feet	Cross Slope (PAR)	2.0-3.0%	6 ft	39	SF	$120	**$4,620**
37032	82.8 to 94.5 feet	Cross Slope (PAR)	4.0-5.0%	6 ft	64	SF	$120	**$7,722**
60204	91.8 to 114.6 feet	Driveway				REF		
37035	97.6 to 99.2 feet	**Cross Slope (Driveway)**	2.0-3.0%	6 ft	9	SF	$40	**$352**
37036	114.3 to 141.0 feet	**Cross Slope (Driveway)**	2.0-3.0%	6 ft	147	SF	$40	**$5,874**
60205	139.3 to 155.0 feet	Driveway				REF		
57546	140.2 to 141.2 feet	**Vertical Change**	2.2	6 ft	6	REF		
37044	143.8 to 144.9 feet	**Cross Slope (Driveway)**	2.0-3.0%	6 ft	6	SF	$40	**$242**
37045	154.3 to 155.3 feet	**Cross Slope (Driveway)**	2.0-3.0%	6 ft	6	SF	$40	**$220**
55789	160.6 to 161.6 feet	**Vertical Change**	.3	6 ft	6	LF	$75	**$413**
60206	172.6 to 185.7 feet	Driveway				REF		
37046	224.0 to 233.3 feet	Cross Slope (PAR)	2.0-3.0%	6 ft	51	SF	$120	**$6,138**
186	245.8 to 246.8 feet	**Protruding Object**		6 ft	6	JOB	$99	**$99**
60207	261.8 to 275.9 feet	Driveway				REF		
37049	262.0 to 267.2 feet	**Cross Slope (Driveway)**	2.0-3.0%	6 ft	29	SF	$40	**$1,144**
37051	271.8 to 278.5 feet	**Cross Slope (Driveway)**	2.0-3.0%	6 ft	37	SF	$40	**$1,474**
60208	288.8 to 303.8 feet	Driveway				REF		
51393	290.2 to 291.2 feet	**Vertical Change**	-.3	6 ft	6	REF		
41691	310.8 to 311.8 feet	**Vertical Change**	-.9	6 ft	6	SF	$75	**$413**
37054	312.9 to 316.8 feet	Cross Slope (PAR)	3.0-4.0%	6 ft	21	SF	$120	**$2,574**
43542	313.3 to 314.3 feet	**Vertical Change**	-.6	6 ft	6	REF		

Funding Source: TBD **Year to be Completed** TBD

Street Side	Run ID	Survey Street Name	Starting Street Name	End Street Name	Priority
NE /	51909261103	3RD ST	SONOMA AVE	CALAVERAS ST	103.75

ID	Dist. from Corner	Barrier Type	As-is Measurement/Notes	Sidewalk Width	Qty	Unit	Cost	Total
37057	317.8 to 322.8 feet	Cross Slope (PAR)	2.0-3.0%	6 ft	28	SF	$120	**$3,300**
37058	325.2 to 329.1 feet	Cross Slope (PAR)	2.0-3.0%	6 ft	21	SF	$120	**$2,574**
57104	325.9 to 326.9 feet	**Vertical Change**	.6	6 ft	6	REF		
51394	338.6 to 339.6 feet	**Vertical Change**	-.3	6 ft	6	LF	$75	**$413**
37060	344.8 to 346.3 feet	Cross Slope (PAR)	2.0-3.0%	6 ft	8	SF	$120	**$990**
37061	359.5 to 363.7 feet	Cross Slope (PAR)	2.0-3.0%	6 ft	23	SF	$120	**$2,772**
51395	361.5 to 362.5 feet	**Vertical Change**	-.3	6 ft	6	REF		
37063	381.0 to 385.1 feet	Cross Slope (PAR)	2.0-3.0%	6 ft	23	SF	$120	**$2,706**
55790	383.1 to 384.1 feet	**Vertical Change**	.3	6 ft	6	REF		
37064	389.0 to 399.0 feet	Cross Slope (PAR)	2.0-3.0%	6 ft	55	SF	$120	**$6,600**
60209	404.2 to 435.9 feet	Driveway				REF		
41079	405.8 to 407.1 feet	Running Slope	5.0-6.0%	6 ft	7	REF		
37065	407.7 to 410.2 feet	**Cross Slope (Driveway)**	4.0-5.0%	6 ft	14	SF	$40	**$550**
37066	416.3 to 428.5 feet	**Cross Slope (Driveway)**	2.0-3.0%	6 ft	67	SF	$40	**$2,684**
37070	431.3 to 432.6 feet	**Cross Slope (Driveway)**	2.0-3.0%	6 ft	7	SF	$40	**$286**
41080	435.8 to 437.8 feet	Running Slope	6.0-7.0%	6 ft	11	REF		
41081	437.8 to 439.1 feet	Running Slope	5.0-6.0%	6 ft	7	SF	$120	**$858**
37071	445.8 to 447.8 feet	Cross Slope (PAR)	2.0-3.0%	6 ft	11	SF	$120	**$1,320**
37072	450.1 to 451.1 feet	Cross Slope (PAR)	3.0-4.0%	6 ft	6	SF	$120	**$660**
37073	451.1 to 454.9 feet	Cross Slope (PAR)	2.0-3.0%	6 ft	21	SF	$120	**$2,508**
60210	455.1 to 470.5 feet	Driveway				REF		
57447	458.4 to 459.4 feet	**Vertical Change**	1.3	6 ft	6	REF		
37075	460.6 to 467.3 feet	**Cross Slope (Driveway)**	14.0-15.0%	6 ft	37	SF	$40	**$1,474**
56553	468.0 to 469.0 feet	**Vertical Change**	.4	6 ft	6	REF		
37077	471.8 to 476.7 feet	Cross Slope (PAR)	5.0-6.0%	6 ft	27	SF	$120	**$3,234**
55791	474.4 to 475.4 feet	**Vertical Change**	.3	6 ft	6	REF		
37079	476.8 to 485.5 feet	Cross Slope (PAR)	3.0-4.0%	6 ft	48	SF	$120	**$5,742**
57635	477.3 to 478.3 feet	**Vertical Change**	3.3	6 ft	6	REF		

Funding Source: TBD **Year to be Completed** TBD

Street Side	Run ID	Survey Street Name	Starting Street Name	End Street Name	Priority
NE /	51909261103	3RD ST	SONOMA AVE	CALAVERAS ST	103.75

ID	Dist. from Corner	Barrier Type	As-is Measurement/Notes	Sidewalk Width	Qty	Unit	Cost	Total
55792	480.3 to 481.3 feet	Vertical Change	.3	6 ft	6	REF		

TOTAL COST FOR: NE / *side of* 3RD ST *Starting at:* SONOMA AVE **$103,746.50**

Funding Source: TBD **Year to be Completed** TBD

Street Side	Run ID	Survey Street Name	Starting Street Name	End Street Name	Priority
NE	1909260950	3RD ST	TRINITY AVE	ROBERTSON BLVD	75.25

ID	Dist. from Corner	Barrier Type	As-is Measurement/Notes	Sidewalk Width	Qty	Unit	Cost	Total
27353	1.4 to 37.0 feet	Cross Slope (PAR)	2.0-3.0%	5 ft	178	SF	$120	**$21,360**
55284	5.1 to 6.1 feet	**Vertical Change**	.3	5 ft	5	REF		
55285	24.3 to 25.3 feet	**Vertical Change**	.3	5 ft	5	REF		
27359	39.6 to 47.2 feet	Cross Slope (PAR)	4.0-5.0%	5 ft	38	SF	$120	**$4,560**
27362	47.8 to 65.6 feet	Cross Slope (PAR)	2.0-3.0%	5 ft	89	SF	$120	**$10,680**
55286	63.3 to 64.3 feet	**Vertical Change**	.3	5 ft	5	REF		
27367	72.2 to 73.6 feet	Cross Slope (PAR)	2.0-3.0%	5 ft	7	SF	$120	**$840**
55287	73.2 to 74.2 feet	**Vertical Change**	.3	5 ft	5	REF		
27368	79.8 to 98.1 feet	Cross Slope (PAR)	2.0-3.0%	5 ft	92	SF	$120	**$10,980**
27371	102.9 to 129.6 feet	Cross Slope (PAR)	2.0-3.0%	5 ft	134	SF	$120	**$16,020**
55288	105.9 to 106.9 feet	**Vertical Change**	.3	5 ft	5	REF		
27378	142.2 to 151.2 feet	Cross Slope (PAR)	2.0-3.0%	5 ft	45	SF	$120	**$5,400**
40798	143.1 to 144.3 feet	Running Slope	5.0-6.0%	5 ft	6	REF		
59563	145.2 to 163.7 feet	Driveway				REF		
27381	153.9 to 155.0 feet	**Cross Slope (Driveway)**	2.0-3.0%	5 ft	6	SF	$40	**$220**
27382	156.8 to 181.9 feet	**Cross Slope (Driveway)**	4.0-5.0%	5 ft	125	SF	$40	**$5,020**
27393	185.9 to 187.2 feet	Cross Slope (PAR)	3.0-4.0%	5 ft	7	SF	$120	**$780**
27394	187.4 to 191.3 feet	Cross Slope (PAR)	2.0-3.0%	5 ft	20	SF	$120	**$2,340**
27395	195.4 to 207.8 feet	Cross Slope (PAR)	2.0-3.0%	5 ft	62	SF	$120	**$7,440**
27397	211.1 to 222.5 feet	Cross Slope (PAR)	3.0-4.0%	5 ft	57	SF	$120	**$6,840**
27400	222.5 to 233.0 feet	Cross Slope (PAR)	2.0-3.0%	5 ft	53	SF	$120	**$6,300**
27402	235.8 to 242.5 feet	Cross Slope (PAR)	3.0-4.0%	5 ft	34	SF	$120	**$4,020**
27404	245.6 to 254.2 feet	Cross Slope (PAR)	3.0-4.0%	5 ft	43	SF	$120	**$5,160**
27405	257.7 to 273.7 feet	Cross Slope (PAR)	3.0-4.0%	5 ft	80	SF	$120	**$9,600**
27408	275.8 to 298.7 feet	Cross Slope (PAR)	3.0-4.0%	5 ft	115	SF	$120	**$13,740**
27413	301.5 to 309.9 feet	Cross Slope (PAR)	4.0-5.0%	5 ft	42	SF	$120	**$5,040**

TOTAL COST FOR: NE *side of* **3RD ST** *Starting at:* **TRINITY AVE** **$136,340.00**

Funding Source: TBD **Year to be Completed** TBD

Street Side	Run ID	Survey Street Name	Starting Street Name	End Street Name	Priority
SW	1909260957	3RD ST	TRINITY AVE	ORANGE AVE	119.25

ID	Dist. from Corner	Barrier Type	As-is Measurement/Notes	Sidewalk Width	Qty	Unit	Cost	Total
27241	19.7 to 69.8 feet	Cross Slope (PAR)	2.0-3.0%	5 ft	225	SF	$120	**$27,054**
55279	26.1 to 27.1 feet	**Vertical Change**	.3	5 ft	5	REF		
98	26.8 to 27.8 feet	**Continuous Width**		5 ft	5	SF	$120	**$540**
56369	51.8 to 52.8 feet	**Vertical Change**	.4	5 ft	5	REF		
55280	65.1 to 66.1 feet	**Vertical Change**	.3	5 ft	5	REF		
27253	69.8 to 79.3 feet	Cross Slope (PAR)	4.0-5.0%	5 ft	43	SF	$120	**$5,130**
55281	77.4 to 78.4 feet	**Vertical Change**	.3	5 ft	5	REF		
27256	79.3 to 129.3 feet	Cross Slope (PAR)	2.0-3.0%	5 ft	225	SF	$120	**$27,000**
56370	98.0 to 99.0 feet	**Vertical Change**	.4	5 ft	5	REF		
27271	132.4 to 141.2 feet	Cross Slope (PAR)	2.0-3.0%	5 ft	40	SF	$120	**$4,752**
55282	138.4 to 139.4 feet	**Vertical Change**	.3	5 ft	5	REF		
59558	140.1 to 163.8 feet	Driveway				REF		
27274	145.3 to 161.3 feet	**Cross Slope (Driveway)**	>15%	5 ft	72	SF	$40	**$2,880**
59559	181.6 to 207.3 feet	Driveway				REF		
27278	184.7 to 185.8 feet	**Cross Slope (Driveway)**	4.0-5.0%	5 ft	5	SF	$40	**$198**
27279	188.6 to 194.1 feet	**Cross Slope (Driveway)**	5.0-6.0%	5 ft	25	SF	$40	**$990**
27281	195.9 to 197.9 feet	**Cross Slope (Driveway)**	7.0-8.0%	5 ft	9	SF	$40	**$360**
27283	198.3 to 201.7 feet	**Cross Slope (Driveway)**	9.0-10.0%	5 ft	15	SF	$40	**$612**
27285	201.8 to 203.2 feet	**Cross Slope (Driveway)**	7.0-8.0%	5 ft	6	SF	$40	**$252**
59560	235.5 to 252.2 feet	Driveway				REF		
27286	240.9 to 249.2 feet	**Cross Slope (Driveway)**	7.0-8.0%	5 ft	37	SF	$40	**$1,494**
27287	253.0 to 257.0 feet	Cross Slope (PAR)	2.0-3.0%	5 ft	18	SF	$120	**$2,160**
27289	260.2 to 268.6 feet	Cross Slope (PAR)	2.0-3.0%	5 ft	38	SF	$120	**$4,536**
59561	267.8 to 283.0 feet	Driveway				REF		
40794	268.9 to 271.2 feet	Running Slope	7.0-8.0%	5 ft	10	REF		
27291	274.5 to 279.3 feet	**Cross Slope (Driveway)**	10.0-11.0%	5 ft	22	SF	$40	**$864**
40796	280.0 to 281.0 feet	Running Slope	5.0-6.0%	5 ft	5	REF		
40797	281.0 to 282.2 feet	Running Slope	6.0-7.0%	5 ft	5	REF		
27292	282.5 to 288.5 feet	**Cross Slope (Driveway)**	5.0-6.0%	5 ft	27	SF	$40	**$1,080**

Funding Source: TBD **Year to be Completed** TBD

Street Side	Run ID	Survey Street Name	Starting Street Name	End Street Name	Priority
SW	1909260957	3RD ST	TRINITY AVE	ORANGE AVE	119.25

ID	Dist. from Corner	Barrier Type	As-is Measurement/Notes	Sidewalk Width	Qty	Unit	Cost	Total
27295	288.5 to 289.8 feet	Cross Slope (PAR)	3.0-4.0%	5 ft	6	SF	$120	**$702**
27296	293.3 to 295.2 feet	Cross Slope (PAR)	2.0-3.0%	5 ft	9	SF	$120	**$1,026**
27297	299.0 to 301.6 feet	Cross Slope (PAR)	2.0-3.0%	5 ft	12	SF	$120	**$1,404**
27299	304.5 to 306.4 feet	Cross Slope (PAR)	2.0-3.0%	5 ft	9	SF	$120	**$1,026**

TOTAL COST FOR: SW *side of* **3RD ST** *Starting at:* **TRINITY AVE** **$84,060.00**

Funding Source: TBD **Year to be Completed** TBD

Street Side	Run ID	Survey Street Name	Starting Street Name	End Street Name	Priority
SW	1909261115	4TH ST	ALAMEDA AVE	SIDEWALK ENDS	94

ID	Dist. from Corner	Barrier Type	As-is Measurement/Notes	Sidewalk Width	Qty	Unit	Cost	Total
26706	0.0 to 46.7 feet	Cross Slope (PAR)	2.0-3.0%	5 ft	234	SF	$120	**$28,020**
59534	45.8 to 62.6 feet	Driveway				REF		
55240	47.0 to 48.0 feet	**Vertical Change**	.3	5 ft	5	REF		
26712	51.7 to 53.5 feet	**Cross Slope (Driveway)**	12.0-13.0%	5 ft	9	SF	$40	**$360**
26713	56.7 to 59.8 feet	**Cross Slope (Driveway)**	13.014	5 ft	16	SF	$40	**$620**
26715	63.6 to 70.8 feet	Cross Slope (PAR)	3.0-4.0%	5 ft	36	SF	$120	**$4,320**
26718	71.2 to 75.7 feet	Cross Slope (PAR)	2.0-3.0%	5 ft	23	SF	$120	**$2,700**
26720	76.7 to 80.3 feet	Cross Slope (PAR)	4.0-5.0%	5 ft	18	SF	$120	**$2,160**
55241	77.0 to 79.8 feet	**Vertical Change**	.3	5 ft	14	REF		
59535	82.3 to 111.3 feet	Driveway				REF		
56355	82.9 to 83.9 feet	**Vertical Change**	.4	5 ft	5	REF		
26722	86.7 to 108.7 feet	**Cross Slope (Driveway)**	13.014	5 ft	110	SF	$40	**$4,400**
26727	112.8 to 144.0 feet	Cross Slope (PAR)	2.0-3.0%	5 ft	156	SF	$120	**$18,720**

TOTAL COST FOR: SW *side of* **4TH ST** *Starting at:* **ALAMEDA AVE** **$61,300.00**

Funding Source: TBD **Year to be Completed** TBD

Street Side	Run ID	Survey Street Name	Starting Street Name	End Street Name	Priority
NE	1909261024	4TH ST	COLUSA AVE	535 4TH ST	82.25

ID	Dist. from Corner	Barrier Type	As-is Measurement/Notes	Sidewalk Width	Qty	Unit	Cost	Total
26978	1.5 to 5.6 feet	Cross Slope (PAR)	4.0-5.0%	5 ft	18	SF	$120	**$2,214**
57439	3.0 to 4.0 feet	**Vertical Change**	1.3	5 ft	5	REF		
26980	5.6 to 22.5 feet	Cross Slope (PAR)	2.0-3.0%	5 ft	76	SF	$120	**$9,126**
56789	14.2 to 15.2 feet	**Vertical Change**	.5	5 ft	5	REF		
26983	26.3 to 42.8 feet	Cross Slope (PAR)	2.0-3.0%	5 ft	74	SF	$120	**$8,910**
59544	42.3 to 59.1 feet	Driveway				REF		
40779	44.6 to 45.7 feet	Running Slope	6.0-7.0%	5 ft	5	REF		
26988	46.9 to 55.2 feet	**Cross Slope (Driveway)**	13.014	5 ft	37	SF	$40	**$1,494**
55258	59.2 to 60.2 feet	**Vertical Change**	.3	5 ft	5	REF		
26991	60.5 to 66.1 feet	Cross Slope (PAR)	2.0-3.0%	5 ft	25	SF	$120	**$3,024**

TOTAL COST FOR: NE *side of* **4TH ST** *Starting at:* **COLUSA AVE** **$24,768.00**

Funding Source: TBD **Year to be Completed** TBD

Street Side	Run ID	Survey Street Name	Starting Street Name	End Street Name	Priority
SW	1909261015	4TH ST	COLUSA AVE	MARIPOSA AVE	79.25

ID	Dist. from Corner	Barrier Type	As-is Measurement/Notes	Sidewalk Width	Qty	Unit	Cost	Total
27048	0.0 to 19.6 feet	Cross Slope (PAR)	2.0-3.0%	5 ft	98	SF	$120	**$11,760**
27052	23.3 to 42.6 feet	Cross Slope (PAR)	2.0-3.0%	5 ft	97	SF	$120	**$11,580**
27056	45.0 to 52.6 feet	Cross Slope (PAR)	2.0-3.0%	5 ft	38	SF	$120	**$4,560**
55263	56.4 to 57.4 feet	**Vertical Change**	.3	5 ft	5	REF		
27059	56.4 to 83.5 feet	Cross Slope (PAR)	2.0-3.0%	5 ft	136	SF	$120	**$16,260**
27066	87.3 to 94.0 feet	Cross Slope (PAR)	2.0-3.0%	5 ft	34	SF	$120	**$4,020**
56364	89.9 to 90.9 feet	**Vertical Change**	.4	5 ft	5	REF		
27068	104.6 to 138.1 feet	Cross Slope (PAR)	2.0-3.0%	5 ft	168	SF	$120	**$20,100**
59548	134.9 to 153.4 feet	Driveway				REF		
55264	135.8 to 136.8 feet	**Vertical Change**	.3	5 ft	5	REF		
40785	139.3 to 140.4 feet	Running Slope	5.0-6.0%	5 ft	5	REF		
27077	141.3 to 150.6 feet	**Cross Slope (Driveway)**	10.0-11.0%	5 ft	46	SF	$40	**$1,860**
27079	154.6 to 158.0 feet	Cross Slope (PAR)	2.0-3.0%	5 ft	17	SF	$120	**$2,040**
56365	163.6 to 164.6 feet	**Vertical Change**	.4	5 ft	5	LF	$75	**$375**
27081	167.1 to 189.8 feet	Cross Slope (PAR)	2.0-3.0%	5 ft	114	SF	$120	**$13,620**
27086	194.5 to 204.9 feet	Cross Slope (PAR)	3.0-4.0%	5 ft	52	SF	$120	**$6,240**
55265	203.4 to 204.4 feet	**Vertical Change**	.3	5 ft	5	REF		
27088	205.9 to 228.9 feet	Cross Slope (PAR)	2.0-3.0%	5 ft	115	SF	$120	**$13,800**
57537	228.9 to 229.9 feet	**Vertical Change**	2.1	5 ft	5	REF		
27092	232.7 to 277.0 feet	Cross Slope (PAR)	2.0-3.0%	5 ft	222	SF	$120	**$26,580**
56366	249.6 to 250.6 feet	**Vertical Change**	.4	5 ft	5	REF		
56367	275.5 to 276.5 feet	**Vertical Change**	.4	5 ft	5	REF		
27096	279.5 to 280.5 feet	Cross Slope (PAR)	3.0-4.0%	5 ft	5	SF	$120	**$600**
27097	280.5 to 294.9 feet	Cross Slope (PAR)	2.0-3.0%	5 ft	72	SF	$120	**$8,640**

TOTAL COST FOR: SW *side of* **4TH ST** *Starting at:* **COLUSA AVE** **$142,035.00**

Funding Source: TBD **Year to be Completed** TBD

Street Side	Run ID	Survey Street Name	Starting Street Name	End Street Name	Priority
NE	51909261127	4TH ST	KINGS AVE	RIVERSIDE AVE	119.75

ID	Dist. from Corner	Barrier Type	As-is Measurement/Notes	Sidewalk Width	Qty	Unit	Cost	Total
37249	0.0 to 15.8 feet	Cross Slope (PAR)	4.0-5.0%	6 ft	87	SF	$120	**$10,428**
189	2.4 to 3.4 feet	Protruding Object		6 ft	6	JOB	$99	**$99**
55800	16.3 to 17.3 feet	Vertical Change	.3	6 ft	6	LF	$75	**$413**
37253	19.3 to 28.4 feet	Cross Slope (PAR)	4.0-5.0%	6 ft	50	SF	$120	**$6,006**
37254	34.4 to 63.2 feet	Cross Slope (PAR)	3.0-4.0%	6 ft	158	SF	$120	**$19,008**
55801	37.4 to 38.4 feet	Vertical Change	.3	6 ft	6	REF		
57600	53.0 to 54.0 feet	Vertical Change	2.9	6 ft	6	REF		
37259	63.5 to 70.6 feet	Cross Slope (PAR)	2.0-3.0%	6 ft	39	SF	$120	**$4,686**
51403	71.2 to 72.2 feet	Vertical Change	-.3	6 ft	6	LF	$75	**$413**
37261	74.8 to 83.2 feet	Cross Slope (PAR)	2.0-3.0%	6 ft	46	SF	$120	**$5,544**
47832	85.7 to 86.7 feet	Vertical Change	-.4	6 ft	6	LF	$75	**$413**
37264	101.2 to 104.4 feet	Cross Slope (PAR)	2.0-3.0%	6 ft	18	SF	$120	**$2,112**
37265	107.5 to 132.6 feet	Cross Slope (PAR)	2.0-3.0%	6 ft	138	SF	$120	**$16,566**
45438	115.8 to 116.8 feet	Vertical Change	-.5	6 ft	6	REF		
45439	124.3 to 125.3 feet	Vertical Change	-.5	6 ft	6	REF		
60222	132.8 to 175.7 feet	Driveway				REF		
55802	134.0 to 135.0 feet	Vertical Change	.3	6 ft	6	REF		
37270	140.0 to 141.0 feet	Cross Slope (Driveway)	9.0-10.0%	6 ft	6	SF	$40	**$220**
37271	143.0 to 144.0 feet	Cross Slope (Driveway)	5.0-6.0%	6 ft	6	SF	$40	**$220**
37272	146.2 to 149.7 feet	Cross Slope (Driveway)	3.0-4.0%	6 ft	19	SF	$40	**$770**
37274	149.7 to 151.6 feet	Cross Slope (Driveway)	5.0-6.0%	6 ft	10	SF	$40	**$418**
37275	151.6 to 154.4 feet	Cross Slope (Driveway)	6.0-7.0%	6 ft	15	SF	$40	**$616**
37277	156.5 to 157.5 feet	Cross Slope (Driveway)	4.0-5.0%	6 ft	6	SF	$40	**$220**
37278	158.9 to 168.9 feet	Cross Slope (Driveway)	2.0-3.0%	6 ft	55	SF	$40	**$2,200**
56881	222.3 to 223.3 feet	Vertical Change	.5	6 ft	6	SF	$75	**$413**
55803	230.4 to 231.4 feet	Vertical Change	.3	6 ft	6	LF	$75	**$413**
45440	265.0 to 266.0 feet	Vertical Change	-.5	6 ft	6	SF	$75	**$413**
37281	275.1 to 280.5 feet	Cross Slope (PAR)	2.0-3.0%	6 ft	30	SF	$120	**$3,564**

Funding Source: TBD **Year to be Completed** TBD

Street Side	Run ID	Survey Street Name	Starting Street Name	End Street Name	Priority
NE	51909261127	4TH ST	KINGS AVE	RIVERSIDE AVE	119.75

ID	Dist. from Corner	Barrier Type	As-is Measurement/Notes	Sidewalk Width	Qty	Unit	Cost	Total
37284	283.3 to 287.3 feet	Cross Slope (PAR)	2.0-3.0%	6 ft	22	SF	$120	**$2,640**
56882	297.8 to 298.8 feet	**Vertical Change**	.5	6 ft	6	SF	$75	**$413**
41084	305.1 to 307.2 feet	Running Slope	5.0-6.0%	6 ft	12	SF	$120	**$1,386**

TOTAL COST FOR: NE *side of* **4TH ST** *Starting at:* **KINGS AVE** **$79,590.50**

Funding Source: TBD **Year to be Completed** TBD

Street Side	Run ID	Survey Street Name	Starting Street Name	End Street Name	Priority
SW	51909251503	4TH ST	KINGS AVE	ROBERTSON BLVD	98.5

ID	Dist. from Corner	Barrier Type	As-is Measurement/Notes	Sidewalk Width	Qty	Unit	Cost	Total
60135	2.4 to 18.2 feet	Driveway				REF		
35669	10.5 to 19.4 feet	Cross Slope (Driveway)	2.0-3.0%	10 ft	89	SF	$40	**$3,560**
35671	22.3 to 25.2 feet	Cross Slope (PAR)	2.0-3.0%	10 ft	29	SF	$120	**$3,480**
35672	37.6 to 41.3 feet	Cross Slope (PAR)	2.0-3.0%	10 ft	37	SF	$120	**$4,440**
51341	38.5 to 39.5 feet	Vertical Change	-.3	10 ft	10	REF		
60136	57.3 to 73.2 feet	Driveway				REF		
55737	58.8 to 59.8 feet	Vertical Change	.3	10 ft	10	REF		
35674	61.4 to 71.3 feet	Cross Slope (Driveway)	2.0-3.0%	10 ft	99	SF	$40	**$3,960**
35676	75.6 to 76.9 feet	Cross Slope (PAR)	2.0-3.0%	10 ft	13	SF	$120	**$1,560**
60137	82.9 to 94.9 feet	Driveway				REF		
35677	92.6 to 96.1 feet	Cross Slope (Driveway)	2.0-3.0%	10 ft	35	SF	$40	**$1,400**
35678	116.6 to 120.3 feet	Cross Slope (PAR)	2.0-3.0%	10 ft	37	SF	$120	**$4,440**
35680	143.1 to 156.7 feet	Cross Slope (PAR)	2.0-3.0%	10 ft	136	SF	$120	**$16,320**
175	144.8 to 145.8 feet	Protruding Object		10 ft	10	JOB	$99	**$99**
60138	147.8 to 189.8 feet	Driveway				REF		
56533	149.8 to 150.8 feet	Vertical Change	.4	10 ft	10	REF		
55738	161.5 to 162.5 feet	Vertical Change	.3	10 ft	10	REF		
35683	175.3 to 184.3 feet	Cross Slope (Driveway)	7.0-8.0%	10 ft	90	SF	$40	**$3,600**
47810	188.9 to 189.9 feet	Vertical Change	-.4	10 ft	10	REF		
35686	212.4 to 218.6 feet	Cross Slope (PAR)	2.0-3.0%	10 ft	62	SF	$120	**$7,440**
35688	223.9 to 229.0 feet	Cross Slope (PAR)	2.0-3.0%	10 ft	51	SF	$120	**$6,120**
35690	239.1 to 246.4 feet	Cross Slope (PAR)	2.0-3.0%	10 ft	73	SF	$120	**$8,760**
35692	275.6 to 283.4 feet	Cross Slope (PAR)	2.0-3.0%	10 ft	78	SF	$120	**$9,360**
35694	288.6 to 290.4 feet	Cross Slope (PAR)	2.0-3.0%	10 ft	18	SF	$120	**$2,160**
35695	294.3 to 307.0 feet	Cross Slope (PAR)	2.0-3.0%	10 ft	127	SF	$120	**$15,240**

TOTAL COST FOR: SW *side of* **4TH ST** *Starting at:* **KINGS AVE** **$91,939.00**

Funding Source: TBD **Year to be Completed** TBD

Street Side	Run ID	Survey Street Name	Starting Street Name	End Street Name	Priority
SW	51909251510	4TH ST	KINGS AVE	ROBERTSON BLVD	84.25

ID	Dist. from Corner	Barrier Type	As-is Measurement/Notes	Sidewalk Width	Qty	Unit	Cost	Total
35770	0.0 to 3.3 feet	Cross Slope (PAR)	3.0-4.0%	10 ft	33	SF	$120	**$3,960**
41072	0.0 to 1.4 feet	Running Slope	5.0-6.0%	10 ft	14	REF		
35772	3.5 to 5.6 feet	Cross Slope (PAR)	2.0-3.0%	10 ft	21	SF	$120	**$2,520**
55742	7.3 to 8.3 feet	**Vertical Change**	.3	10 ft	10	LF	$75	**$750**
35773	11.3 to 13.8 feet	Cross Slope (PAR)	2.0-3.0%	10 ft	25	SF	$120	**$3,000**
35775	51.6 to 52.8 feet	Cross Slope (PAR)	2.0-3.0%	10 ft	12	SF	$120	**$1,440**
35776	73.3 to 76.8 feet	Cross Slope (PAR)	2.0-3.0%	10 ft	35	SF	$120	**$4,200**
35777	92.3 to 96.6 feet	Cross Slope (PAR)	2.0-3.0%	10 ft	43	SF	$120	**$5,160**
35779	106.6 to 114.3 feet	Cross Slope (PAR)	2.0-3.0%	10 ft	77	SF	$120	**$9,240**
35782	121.2 to 128.7 feet	Cross Slope (PAR)	2.0-3.0%	10 ft	75	SF	$120	**$9,000**
35784	131.0 to 132.0 feet	Cross Slope (PAR)	3.0-4.0%	10 ft	10	SF	$120	**$1,200**
35785	132.3 to 133.8 feet	Cross Slope (PAR)	2.0-3.0%	10 ft	15	SF	$120	**$1,800**
60143	138.2 to 158.0 feet	Driveway				REF		
35786	141.8 to 145.7 feet	**Cross Slope (Driveway)**	2.0-3.0%	10 ft	39	SF	$40	**$1,560**
35788	163.8 to 178.9 feet	Cross Slope (PAR)	2.0-3.0%	10 ft	151	SF	$120	**$18,120**
35793	182.4 to 189.7 feet	Cross Slope (PAR)	2.0-3.0%	10 ft	73	SF	$120	**$8,760**
35795	194.3 to 201.6 feet	Cross Slope (PAR)	2.0-3.0%	10 ft	73	SF	$120	**$8,760**
35797	215.7 to 235.8 feet	Cross Slope (PAR)	2.0-3.0%	10 ft	201	SF	$120	**$24,120**
35804	239.9 to 243.9 feet	Cross Slope (PAR)	2.0-3.0%	10 ft	40	SF	$120	**$4,800**
35806	247.8 to 250.4 feet	Cross Slope (PAR)	2.0-3.0%	10 ft	26	SF	$120	**$3,120**
35807	252.5 to 256.0 feet	Cross Slope (PAR)	2.0-3.0%	10 ft	35	SF	$120	**$4,200**
35808	260.8 to 264.6 feet	Cross Slope (PAR)	3.0-4.0%	10 ft	38	SF	$120	**$4,560**
35810	266.6 to 276.0 feet	Cross Slope (PAR)	2.0-3.0%	10 ft	94	SF	$120	**$11,280**
35814	282.8 to 297.6 feet	Cross Slope (PAR)	2.0-3.0%	10 ft	148	SF	$120	**$17,760**

TOTAL COST FOR: SW *side of* **4TH ST** *Starting at:* **KINGS AVE** **$149,310.00**

Funding Source: TBD **Year to be Completed** TBD

Street Side	Run ID	Survey Street Name	Starting Street Name	End Street Name	Priority
NE	51909261132	4TH ST	LAKE AVE	MONTEREY AVE	86

ID	Dist. from Corner	Barrier Type	As-is Measurement/Notes	Sidewalk Width	Qty	Unit	Cost	Total
37300	0.0 to 4.0 feet	Cross Slope (PAR)	2.0-3.0%	6 ft	22	SF	$120	**$2,640**
190	2.0 to 3.0 feet	**Continuous Width**		6 ft	6	SF	$120	**$660**
37302	9.8 to 14.2 feet	Cross Slope (PAR)	2.0-3.0%	6 ft	24	SF	$120	**$2,904**
191	12.9 to 13.9 feet	**Protruding Object**		6 ft	6	JOB	$99	**$99**
37305	16.3 to 20.2 feet	Cross Slope (PAR)	2.0-3.0%	6 ft	21	SF	$120	**$2,574**
55805	20.8 to 21.8 feet	**Vertical Change**	.3	6 ft	6	LF	$75	**$413**
37307	39.1 to 42.7 feet	Cross Slope (PAR)	2.0-3.0%	6 ft	20	SF	$120	**$2,376**
37308	67.4 to 77.8 feet	Cross Slope (PAR)	2.0-3.0%	6 ft	57	SF	$120	**$6,864**
60224	67.9 to 80.8 feet	Driveway				REF		
192	88.3 to 89.3 feet	**Continuous Width**		6 ft	6	SF	$120	**$660**
56555	89.3 to 90.3 feet	**Vertical Change**	.4	6 ft	6	LF	$75	**$413**
37312	111.0 to 119.1 feet	Cross Slope (PAR)	2.0-3.0%	6 ft	45	SF	$120	**$5,346**
37313	125.4 to 127.3 feet	Cross Slope (PAR)	2.0-3.0%	6 ft	10	SF	$120	**$1,254**
60225	135.8 to 155.5 feet	Driveway				REF		
37314	137.3 to 141.2 feet	**Cross Slope (Driveway)**	2.0-3.0%	6 ft	21	SF	$40	**$858**
37316	158.8 to 160.2 feet	Cross Slope (PAR)	2.0-3.0%	6 ft	8	SF	$120	**$924**
37317	167.9 to 170.8 feet	Cross Slope (PAR)	2.0-3.0%	6 ft	16	SF	$120	**$1,914**
57280	180.3 to 181.3 feet	**Vertical Change**	.8	6 ft	6	SF	$75	**$413**
37318	186.3 to 191.0 feet	Cross Slope (PAR)	2.0-3.0%	6 ft	26	SF	$120	**$3,102**
37319	194.9 to 198.6 feet	Cross Slope (PAR)	2.0-3.0%	6 ft	20	SF	$120	**$2,442**
60226	196.7 to 219.4 feet	Driveway				REF		
37321	262.0 to 264.0 feet	Cross Slope (PAR)	2.0-3.0%	6 ft	11	SF	$120	**$1,320**
56883	262.5 to 263.5 feet	**Vertical Change**	.5	6 ft	6	REF		
37322	266.7 to 268.0 feet	Cross Slope (PAR)	2.0-3.0%	6 ft	7	SF	$120	**$858**

TOTAL COST FOR: NE *side of* **4TH ST** *Starting at:* **LAKE AVE** **$38,032.50**

Funding Source: TBD **Year to be Completed** TBD

Street Side	Run ID	Survey Street Name	Starting Street Name	End Street Name	Priority
SW	51909261150	4TH ST	LAKE AVE	SIDEWALK ENDS	86

ID	Dist. from Corner	Barrier Type	As-is Measurement/Notes	Sidewalk Width	Qty	Unit	Cost	Total
37438	0.0 to 2.3 feet	Cross Slope (PAR)	3.0-4.0%	6 ft	13	SF	$120	**$1,518**
37439	3.3 to 15.9 feet	Cross Slope (PAR)	2.0-3.0%	6 ft	69	SF	$120	**$8,316**
51413	12.4 to 13.4 feet	**Vertical Change**	-.3	6 ft	6	REF		
37442	18.3 to 19.4 feet	Cross Slope (PAR)	3.0-4.0%	6 ft	6	SF	$120	**$726**
37443	19.4 to 29.7 feet	Cross Slope (PAR)	2.0-3.0%	6 ft	57	SF	$120	**$6,798**
55815	27.3 to 28.3 feet	**Vertical Change**	.3	6 ft	6	REF		
37448	31.8 to 85.8 feet	Cross Slope (PAR)	2.0-3.0%	6 ft	297	SF	$120	**$35,640**
57108	38.3 to 39.3 feet	**Vertical Change**	.6	6 ft	6	REF		
60235	74.7 to 88.3 feet	Driveway				REF		
37457	88.8 to 91.4 feet	Cross Slope (PAR)	2.0-3.0%	6 ft	14	SF	$120	**$1,716**
37458	94.2 to 107.4 feet	Cross Slope (PAR)	2.0-3.0%	6 ft	73	SF	$120	**$8,712**
37462	110.6 to 113.9 feet	Cross Slope (PAR)	3.0-4.0%	6 ft	18	SF	$120	**$2,178**
37463	113.9 to 130.6 feet	Cross Slope (PAR)	2.0-3.0%	6 ft	92	SF	$120	**$11,022**
37467	135.8 to 137.3 feet	Cross Slope (PAR)	2.0-3.0%	6 ft	8	SF	$120	**$990**

TOTAL COST FOR: SW *side of* **4TH ST** *Starting at:* **LAKE AVE** **$77,616.00**

Funding Source: TBD **Year to be Completed** TBD

Street Side	Run ID	Survey Street Name	Starting Street Name	End Street Name	Priority
NE	1909261019	4TH ST	MARIPOSA AVE	SIDEWALK ENDS	61.75

ID	Dist. from Corner	Barrier Type	As-is Measurement/Notes	Sidewalk Width	Qty	Unit	Cost	Total
27021	0.2 to 2.8 feet	Cross Slope (PAR)	2.0-3.0%	5 ft	12	SF	$120	**$1,404**
27022	5.7 to 38.4 feet	Cross Slope (PAR)	2.0-3.0%	5 ft	147	SF	$120	**$17,658**
56363	25.4 to 26.4 feet	**Vertical Change**	.4	5 ft	5	REF		
27030	39.2 to 44.7 feet	Cross Slope (PAR)	4.0-5.0%	5 ft	25	SF	$120	**$2,970**
59546	43.8 to 59.3 feet	Driveway				REF		
27032	44.7 to 45.8 feet	**Cross Slope (Driveway)**	2.0-3.0%	5 ft	5	SF	$40	**$198**
40782	45.3 to 47.5 feet	Running Slope	6.0-7.0%	5 ft	10	REF		
27033	49.3 to 56.6 feet	**Cross Slope (Driveway)**	>15%	5 ft	33	SF	$40	**$1,314**
40783	56.2 to 57.5 feet	Running Slope	6.0-7.0%	5 ft	6	REF		
27034	60.7 to 62.7 feet	Cross Slope (PAR)	2.0-3.0%	5 ft	9	SF	$120	**$1,080**
59547	63.8 to 84.3 feet	Driveway				REF		
40784	66.0 to 67.3 feet	Running Slope	6.0-7.0%	5 ft	6	REF		
27035	71.7 to 80.7 feet	**Cross Slope (Driveway)**	13.014	5 ft	41	SF	$40	**$1,620**
27038	84.9 to 108.4 feet	Cross Slope (PAR)	4.0-5.0%	5 ft	106	SF	$120	**$12,690**
55262	108.0 to 109.0 feet	**Vertical Change**	.3	5 ft	5	REF		
27045	111.0 to 119.6 feet	Cross Slope (PAR)	5.0-6.0%	5 ft	39	SF	$120	**$4,644**
27047	122.7 to 128.0 feet	Cross Slope (PAR)	4.0-5.0%	5 ft	24	SF	$120	**$2,862**

TOTAL COST FOR: NE *side of* **4TH ST** *Starting at:* **MARIPOSA AVE** **$46,440.00**

Funding Source: TBD **Year to be Completed** TBD

Street Side	Run ID	Survey Street Name	Starting Street Name	End Street Name	Priority
SW	51909261148	4TH ST	MONTEREY AVE	LAKE AVE	94.75

ID	Dist. from Corner	Barrier Type	As-is Measurement/Notes	Sidewalk Width	Qty	Unit	Cost	Total
55810	33.6 to 34.6 feet	Vertical Change	.3	6 ft	6	LF	$75	$413
55811	46.2 to 49.5 feet	Vertical Change	.3	6 ft	18	LF	$75	$1,361
37399	50.8 to 51.9 feet	Cross Slope (PAR)	3.0-4.0%	6 ft	6	SF	$120	$726
37400	53.9 to 55.4 feet	Cross Slope (PAR)	2.0-3.0%	6 ft	8	SF	$120	$990
41091	56.1 to 57.2 feet	Running Slope	5.0-6.0%	6 ft	6	SF	$120	$726
55812	58.3 to 59.3 feet	Vertical Change	.3	6 ft	6	LF	$75	$413
37401	96.8 to 108.2 feet	Cross Slope (PAR)	3.0-4.0%	6 ft	63	SF	$120	$7,524
41492	108.3 to 109.3 feet	Vertical Change	-1.1	6 ft	6	SF	$75	$413
37405	109.5 to 111.3 feet	Cross Slope (PAR)	7.0-8.0%	6 ft	10	SF	$120	$1,188
51410	110.9 to 112.2 feet	Vertical Change	-.3	6 ft	7	REF		
60233	114.7 to 133.7 feet	Driveway				REF		
37406	115.2 to 117.1 feet	Cross Slope (Driveway)	2.0-3.0%	6 ft	10	SF	$40	$418
55813	120.7 to 121.7 feet	Vertical Change	.3	6 ft	6	REF		
37407	138.1 to 143.2 feet	Cross Slope (PAR)	2.0-3.0%	6 ft	28	SF	$120	$3,366
60234	138.9 to 175.7 feet	Driveway				REF		
57475	140.2 to 141.2 feet	Vertical Change	1.5	6 ft	6	REF		
55814	155.3 to 156.3 feet	Vertical Change	.3	6 ft	6	REF		
37409	177.2 to 187.3 feet	Cross Slope (PAR)	2.0-3.0%	6 ft	56	SF	$120	$6,666
37412	196.2 to 252.3 feet	Cross Slope (PAR)	2.0-3.0%	6 ft	309	SF	$120	$37,026
56886	221.4 to 222.4 feet	Vertical Change	.5	6 ft	6	REF		
57327	238.3 to 239.3 feet	Vertical Change	.9	6 ft	6	REF		
37430	258.3 to 273.4 feet	Cross Slope (PAR)	2.0-3.0%	6 ft	83	SF	$120	$9,966
56887	266.3 to 267.3 feet	Vertical Change	.5	6 ft	6	REF		
37434	278.3 to 279.3 feet	Cross Slope (PAR)	2.0-3.0%	6 ft	6	SF	$120	$660
56562	281.6 to 282.6 feet	Vertical Change	.4	6 ft	6	REF		
37435	282.0 to 283.8 feet	Cross Slope (PAR)	3.0-4.0%	6 ft	10	SF	$120	$1,188
57650	283.3 to 284.3 feet	Vertical Change	3.4	6 ft	6	REF		
37436	287.3 to 295.7 feet	Cross Slope (PAR)	2.0-3.0%	6 ft	46	SF	$120	$5,544

Funding Source: TBD **Year to be Completed** TBD

Street Side	Run ID	Survey Street Name	Starting Street Name	End Street Name	Priority
SW	51909261148	4TH ST	MONTEREY AVE	LAKE AVE	94.75

ID	Dist. from Corner	Barrier Type	As-is Measurement/Notes	Sidewalk Width	Qty	Unit	Cost	Total
56888	296.7 to 297.7 feet	Vertical Change	.5	6 ft	6	SF	$75	**$413**
37437	297.8 to 299.8 feet	Cross Slope (PAR)	2.0-3.0%	6 ft	11	SF	$120	**$1,320**
51412	298.4 to 299.4 feet	Vertical Change	-.3	6 ft	6	REF		

TOTAL COST FOR: SW *side of* **4TH ST** *Starting at:* **MONTEREY AVE** **$80,319.25**

Funding Source: TBD **Year to be Completed** TBD

Street Side	Run ID	Survey Street Name	Starting Street Name	End Street Name	Priority
NE	1909261044	4TH ST	ORANGE AVE	TRINITY AVE	95

ID	Dist. from Corner	Barrier Type	As-is Measurement/Notes	Sidewalk Width	Qty	Unit	Cost	Total
26880	0.0 to 3.7 feet	Cross Slope (PAR)	3.0-4.0%	5 ft	19	SF	$120	**$2,220**
26882	3.7 to 5.0 feet	Cross Slope (PAR)	5.0-6.0%	5 ft	7	SF	$120	**$780**
26883	5.0 to 7.3 feet	Cross Slope (PAR)	6.0-7.0%	5 ft	12	SF	$120	**$1,380**
56788	7.1 to 8.1 feet	**Vertical Change**	.5	5 ft	5	REF		
26884	8.5 to 21.4 feet	Cross Slope (PAR)	5.0-6.0%	5 ft	65	SF	$120	**$7,740**
26888	24.1 to 34.8 feet	Cross Slope (PAR)	5.0-6.0%	5 ft	53	SF	$120	**$6,420**
26890	35.0 to 45.7 feet	Cross Slope (PAR)	3.0-4.0%	5 ft	54	SF	$120	**$6,420**
55250	46.4 to 47.4 feet	**Vertical Change**	.3	5 ft	5	REF		
26892	47.4 to 71.2 feet	Cross Slope (PAR)	2.0-3.0%	5 ft	119	SF	$120	**$14,280**
26894	71.2 to 148.4 feet	Cross Slope (PAR)	4.0-5.0%	5 ft	386	SF	$120	**$46,320**
55251	108.9 to 109.9 feet	**Vertical Change**	.3	5 ft	5	REF		
59542	142.3 to 163.5 feet	Driveway				REF		
26918	149.8 to 155.4 feet	**Cross Slope (Driveway)**	2.0-3.0%	5 ft	28	SF	$40	**$1,120**
55252	151.2 to 152.2 feet	**Vertical Change**	.3	5 ft	5	REF		
26921	155.4 to 160.8 feet	**Cross Slope (Driveway)**	4.0-5.0%	5 ft	27	SF	$40	**$1,080**
26923	162.1 to 167.0 feet	**Cross Slope (Driveway)**	2.0-3.0%	5 ft	25	SF	$40	**$980**
57265	173.3 to 174.3 feet	**Vertical Change**	.8	5 ft	5	SF	$75	**$375**
26925	174.8 to 175.8 feet	Cross Slope (PAR)	2.0-3.0%	5 ft	5	SF	$120	**$600**
26926	181.3 to 208.7 feet	Cross Slope (PAR)	2.0-3.0%	5 ft	137	SF	$120	**$16,440**
26934	211.3 to 213.8 feet	Cross Slope (PAR)	2.0-3.0%	5 ft	13	SF	$120	**$1,500**
26935	218.1 to 229.1 feet	Cross Slope (PAR)	2.0-3.0%	5 ft	55	SF	$120	**$6,600**
26938	232.8 to 245.3 feet	Cross Slope (PAR)	2.0-3.0%	5 ft	63	SF	$120	**$7,500**
26941	252.1 to 254.8 feet	Cross Slope (PAR)	2.0-3.0%	5 ft	14	SF	$120	**$1,620**
55253	269.6 to 270.6 feet	**Vertical Change**	.3	5 ft	5	LF	$75	**$375**
26942	282.2 to 283.7 feet	Cross Slope (PAR)	2.0-3.0%	5 ft	8	SF	$120	**$900**
26943	289.4 to 303.5 feet	Cross Slope (PAR)	2.0-3.0%	5 ft	71	SF	$120	**$8,460**

TOTAL COST FOR: NE *side of* **4TH ST** *Starting at:* **ORANGE AVE** **$133,110.00**

Funding Source: TBD **Year to be Completed** TBD

Street Side	Run ID	Survey Street Name	Starting Street Name	End Street Name	Priority
NE	51909261128	4TH ST	RIVERSIDE AVE	SIDEWALK ENDS	90.25

ID	Dist. from Corner	Barrier Type	As-is Measurement/Notes	Sidewalk Width	Qty	Unit	Cost	Total
41085	0.2 to 1.9 feet	Running Slope	5.0-6.0%	6 ft	9	REF		
37285	0.8 to 2.0 feet	Cross Slope (PAR)	2.0-3.0%	6 ft	7	SF	$120	**$792**
57369	2.1 to 3.1 feet	**Vertical Change**	1	6 ft	6	SF	$75	**$413**
37286	7.4 to 9.6 feet	Cross Slope (PAR)	2.0-3.0%	6 ft	12	SF	$120	**$1,452**
37287	13.0 to 16.8 feet	Cross Slope (PAR)	3.0-4.0%	6 ft	21	SF	$120	**$2,508**
37288	21.0 to 28.9 feet	Cross Slope (PAR)	3.0-4.0%	6 ft	43	SF	$120	**$5,214**
51404	21.2 to 22.2 feet	**Vertical Change**	-.3	6 ft	6	REF		
37290	29.4 to 39.4 feet	Cross Slope (PAR)	2.0-3.0%	6 ft	55	SF	$120	**$6,600**
37293	50.8 to 55.1 feet	Cross Slope (PAR)	2.0-3.0%	6 ft	24	SF	$120	**$2,838**
55804	66.2 to 67.2 feet	**Vertical Change**	.3	6 ft	6	LF	$75	**$413**
37294	104.8 to 107.8 feet	Cross Slope (PAR)	2.0-3.0%	6 ft	17	SF	$120	**$1,980**
37295	115.9 to 128.4 feet	Cross Slope (PAR)	2.0-3.0%	6 ft	69	SF	$120	**$8,250**
60223	115.9 to 141.8 feet	Driveway				REF		
37298	130.8 to 133.5 feet	**Cross Slope (Driveway)**	2.0-3.0%	6 ft	15	SF	$40	**$594**
37299	142.3 to 145.8 feet	**Cross Slope (Driveway)**	2.0-3.0%	6 ft	19	SF	$40	**$770**

TOTAL COST FOR: NE *side of* **4TH ST** *Starting at:* **RIVERSIDE AVE** **$31,823.00**

Funding Source: TBD **Year to be Completed** TBD

Street Side	Run ID	Survey Street Name	Starting Street Name	End Street Name	Priority
SW	51909261153	4TH ST	RIVERSIDE AVE	KINGS AVE	86

ID	Dist. from Corner	Barrier Type	As-is Measurement/Notes	Sidewalk Width	Qty	Unit	Cost	Total
37468	0.0 to 1.0 feet	Cross Slope (PAR)	3.0-4.0%	6 ft	6	SF	$120	**$660**
37469	1.7 to 3.8 feet	Cross Slope (PAR)	2.0-3.0%	6 ft	12	SF	$120	**$1,386**
37470	6.0 to 8.3 feet	Cross Slope (PAR)	2.0-3.0%	6 ft	13	SF	$120	**$1,518**
37471	12.6 to 34.4 feet	Cross Slope (PAR)	3.0-4.0%	6 ft	120	SF	$120	**$14,388**
37478	35.9 to 50.1 feet	Cross Slope (PAR)	2.0-3.0%	6 ft	78	SF	$120	**$9,372**
37481	53.4 to 55.8 feet	Cross Slope (PAR)	2.0-3.0%	6 ft	13	SF	$120	**$1,584**
37482	60.9 to 64.8 feet	Cross Slope (PAR)	2.0-3.0%	6 ft	21	SF	$120	**$2,574**
37483	73.3 to 87.1 feet	Cross Slope (PAR)	2.0-3.0%	6 ft	76	SF	$120	**$9,108**
57555	97.4 to 98.4 feet	**Vertical Change**	2.3	6 ft	6	SF	$75	**$413**
37486	100.5 to 104.9 feet	Cross Slope (PAR)	2.0-3.0%	6 ft	24	SF	$120	**$2,904**
60236	114.8 to 131.3 feet	Driveway				REF		
60237	136.2 to 154.0 feet	Driveway				REF		
37487	164.8 to 171.8 feet	Cross Slope (PAR)	2.0-3.0%	6 ft	39	SF	$120	**$4,620**
60238	167.7 to 176.5 feet	Driveway				REF		
37489	175.3 to 178.9 feet	**Cross Slope (Driveway)**	2.0-3.0%	6 ft	20	SF	$40	**$792**
37491	182.5 to 191.6 feet	Cross Slope (PAR)	2.0-3.0%	6 ft	50	SF	$120	**$6,006**
37494	202.6 to 204.5 feet	Cross Slope (PAR)	2.0-3.0%	6 ft	10	SF	$120	**$1,254**
37495	209.1 to 226.7 feet	Cross Slope (PAR)	2.0-3.0%	6 ft	97	SF	$120	**$11,616**
37499	235.1 to 240.8 feet	Cross Slope (PAR)	2.0-3.0%	6 ft	31	SF	$120	**$3,762**
60239	235.3 to 252.7 feet	Driveway				REF		
37500	250.8 to 269.1 feet	**Cross Slope (Driveway)**	2.0-3.0%	6 ft	101	SF	$40	**$4,026**
37507	273.5 to 296.1 feet	Cross Slope (PAR)	2.0-3.0%	6 ft	124	SF	$120	**$14,916**

TOTAL COST FOR: SW *side of* **4TH ST** *Starting at:* **RIVERSIDE AVE** **$90,898.50**

Funding Source: TBD **Year to be Completed** TBD

Street Side	Run ID	Survey Street Name	Starting Street Name	End Street Name	Priority
NE	51909251505	4TH ST	ROBERTSON BLVD	SIDEWALK ENDS	119.5

ID	Dist. from Corner	Barrier Type	As-is Measurement/Notes	Sidewalk Width	Qty	Unit	Cost	Total
35698	0.0 to 9.3 feet	Cross Slope (PAR)	3.0-4.0%	10 ft	93	SF	$120	**$11,160**
35700	9.7 to 10.8 feet	Cross Slope (PAR)	2.0-3.0%	10 ft	11	SF	$120	**$1,320**
55739	11.5 to 12.5 feet	**Vertical Change**	.3	10 ft	10	LF	$75	**$750**
35701	14.2 to 30.1 feet	Cross Slope (PAR)	2.0-3.0%	10 ft	159	SF	$120	**$19,080**
35704	30.1 to 31.1 feet	Cross Slope (PAR)	4.0-5.0%	10 ft	10	SF	$120	**$1,200**
35705	33.5 to 36.9 feet	Cross Slope (PAR)	3.0-4.0%	10 ft	34	SF	$120	**$4,080**
35706	36.9 to 49.8 feet	Cross Slope (PAR)	2.0-3.0%	10 ft	129	SF	$120	**$15,480**
35707	55.8 to 69.3 feet	Cross Slope (PAR)	2.0-3.0%	10 ft	135	SF	$120	**$16,200**
47811	66.7 to 67.7 feet	**Vertical Change**	-.4	10 ft	10	REF		
35711	77.2 to 109.7 feet	Cross Slope (PAR)	2.0-3.0%	10 ft	325	SF	$120	**$39,000**
41690	90.0 to 91.0 feet	**Vertical Change**	-.9	10 ft	10	REF		
51342	105.8 to 106.8 feet	**Vertical Change**	-.3	10 ft	10	REF		
35717	124.6 to 125.9 feet	Cross Slope (PAR)	2.0-3.0%	10 ft	13	SF	$120	**$1,560**
60139	135.6 to 155.8 feet	Driveway				REF		
35718	136.8 to 138.4 feet	**Cross Slope (Driveway)**	3.0-4.0%	10 ft	16	SF	$40	**$640**
35719	143.2 to 145.8 feet	**Cross Slope (Driveway)**	9.0-10.0%	10 ft	26	SF	$40	**$1,040**
35721	145.8 to 155.5 feet	**Cross Slope (Driveway)**	7.0-8.0%	10 ft	97	SF	$40	**$3,880**

TOTAL COST FOR: NE *side of* **4TH ST** *Starting at:* **ROBERTSON BLVD** **$115,390.00**

Funding Source: TBD **Year to be Completed** TBD

Street Side	Run ID	Survey Street Name	Starting Street Name	End Street Name	Priority
NE	51909251512	4TH ST	ROBERTSON BLVD	KINGS AVE	83

ID	Dist. from Corner	Barrier Type	As-is Measurement/Notes	Sidewalk Width	Qty	Unit	Cost	Total
35818	0.1 to 1.2 feet	Cross Slope (PAR)	2.0-3.0%	10 ft	11	SF	$120	**$1,320**
35819	6.0 to 14.4 feet	Cross Slope (PAR)	2.0-3.0%	10 ft	84	SF	$120	**$10,080**
35824	21.3 to 23.0 feet	Cross Slope (PAR)	2.0-3.0%	10 ft	17	SF	$120	**$2,040**
35825	31.7 to 32.7 feet	Cross Slope (PAR)	2.0-3.0%	10 ft	10	SF	$120	**$1,200**
35826	43.5 to 50.5 feet	Cross Slope (PAR)	2.0-3.0%	10 ft	70	SF	$120	**$8,400**
35829	62.8 to 64.1 feet	Cross Slope (PAR)	2.0-3.0%	10 ft	13	SF	$120	**$1,560**
35830	70.7 to 74.3 feet	Cross Slope (PAR)	2.0-3.0%	10 ft	36	SF	$120	**$4,320**
51345	85.3 to 86.6 feet	**Vertical Change**	-.3	10 ft	13	LF	$75	**$975**
35832	97.2 to 107.0 feet	Cross Slope (PAR)	2.0-3.0%	10 ft	98	SF	$120	**$11,760**
60144	100.6 to 122.5 feet	Driveway				REF		
35834	127.7 to 133.5 feet	Cross Slope (PAR)	2.0-3.0%	10 ft	58	SF	$120	**$6,960**
60145	133.7 to 153.4 feet	Driveway				REF		
35837	169.6 to 180.7 feet	Cross Slope (PAR)	2.0-3.0%	10 ft	111	SF	$120	**$13,320**
35840	229.6 to 237.9 feet	Cross Slope (PAR)	2.0-3.0%	10 ft	83	SF	$120	**$9,960**
60146	241.1 to 267.3 feet	Driveway				REF		
35842	248.5 to 251.3 feet	**Cross Slope (Driveway)**	2.0-3.0%	10 ft	28	SF	$40	**$1,120**
35843	256.1 to 261.9 feet	**Cross Slope (Driveway)**	2.0-3.0%	10 ft	58	SF	$40	**$2,320**
35846	281.0 to 284.4 feet	Cross Slope (PAR)	2.0-3.0%	10 ft	34	SF	$120	**$4,080**
35847	287.8 to 290.1 feet	Cross Slope (PAR)	2.0-3.0%	10 ft	23	SF	$120	**$2,760**
35848	295.8 to 297.0 feet	Cross Slope (PAR)	2.0-3.0%	10 ft	12	SF	$120	**$1,440**

TOTAL COST FOR: NE *side of* **4TH ST** *Starting at:* **ROBERTSON BLVD** **$83,615.00**

Funding Source: TBD **Year to be Completed** TBD

Street Side	Run ID	Survey Street Name	Starting Street Name	End Street Name	Priority
SW	1909261052	4TH ST	ROBERTSON BLVD	TRINITY AVE	86

ID	Dist. from Corner	Barrier Type	As-is Measurement/Notes	Sidewalk Width	Qty	Unit	Cost	Total
26783	6.5 to 7.7 feet	Cross Slope (PAR)	2.0-3.0%	10 ft	11	SF	$120	**$1,368**
26784	20.3 to 22.4 feet	Cross Slope (PAR)	2.0-3.0%	10 ft	20	SF	$120	**$2,394**
26785	42.4 to 48.9 feet	Cross Slope (PAR)	2.0-3.0%	10 ft	62	SF	$120	**$7,410**
26786	52.2 to 54.6 feet	Cross Slope (PAR)	2.0-3.0%	10 ft	23	SF	$120	**$2,736**
26787	123.6 to 130.9 feet	Cross Slope (PAR)	2.0-3.0%	10 ft	69	SF	$120	**$8,322**
59537	141.5 to 163.1 feet	Driveway				REF		
26789	143.1 to 144.1 feet	**Cross Slope (Driveway)**	2.0-3.0%	10 ft	10	SF	$40	**$380**
26790	146.4 to 150.8 feet	**Cross Slope (Driveway)**	6.0-7.0%	10 ft	42	SF	$40	**$1,672**
26792	151.4 to 154.1 feet	**Cross Slope (Driveway)**	5.0-6.0%	10 ft	26	SF	$40	**$1,026**
26793	154.1 to 158.3 feet	**Cross Slope (Driveway)**	6.0-7.0%	10 ft	40	SF	$40	**$1,596**
26794	158.6 to 160.4 feet	**Cross Slope (Driveway)**	5.0-6.0%	10 ft	17	SF	$40	**$684**
26795	163.3 to 164.8 feet	**Cross Slope (Driveway)**	2.0-3.0%	10 ft	14	SF	$40	**$570**
56786	163.8 to 167.7 feet	**Vertical Change**	.5	10 ft	37	REF		
26796	170.0 to 179.7 feet	Cross Slope (PAR)	2.0-3.0%	10 ft	92	SF	$120	**$11,058**
26799	183.3 to 198.2 feet	Cross Slope (PAR)	2.0-3.0%	10 ft	142	SF	$120	**$16,986**
26803	201.8 to 216.2 feet	Cross Slope (PAR)	2.0-3.0%	10 ft	137	SF	$120	**$16,416**
59538	203.8 to 233.3 feet	Driveway				REF		
26805	218.4 to 223.5 feet	**Cross Slope (Driveway)**	3.0-4.0%	10 ft	48	SF	$40	**$1,938**
26806	227.3 to 233.1 feet	**Cross Slope (Driveway)**	3.0-4.0%	10 ft	55	SF	$40	**$2,204**
26808	233.1 to 252.8 feet	**Cross Slope (Driveway)**	2.0-3.0%	10 ft	187	SF	$40	**$7,486**
56357	236.2 to 237.2 feet	**Vertical Change**	.4	10 ft	10	REF		
26811	257.5 to 273.0 feet	Cross Slope (PAR)	2.0-3.0%	10 ft	147	SF	$120	**$17,670**
26813	275.9 to 299.6 feet	Cross Slope (PAR)	2.0-3.0%	10 ft	225	SF	$120	**$27,018**
26814	305.7 to 307.5 feet	Cross Slope (PAR)	2.0-3.0%	10 ft	17	SF	$120	**$2,052**

TOTAL COST FOR: SW *side of* **4TH ST** *Starting at:* **ROBERTSON BLVD** **$130,986.00**

Funding Source: TBD **Year to be Completed** TBD

Street Side	Run ID	Survey Street Name	Starting Street Name	End Street Name	Priority
NE	1909261021	4TH ST	SIDEWALK BEGINS	COLUSA AVE	86.75

ID	Dist. from Corner	Barrier Type	As-is Measurement/Notes	Sidewalk Width	Qty	Unit	Cost	Total
26992	0.0 to 17.2 feet	Cross Slope (PAR)	3.0-4.0%	5 ft	77	SF	$120	**$9,288**
55259	15.1 to 16.1 feet	**Vertical Change**	.3	5 ft	5	REF		
26997	17.8 to 25.3 feet	Cross Slope (PAR)	5.0-6.0%	5 ft	34	SF	$120	**$4,050**
55260	22.2 to 23.2 feet	**Vertical Change**	.3	5 ft	5	REF		
27000	27.9 to 37.0 feet	Cross Slope (PAR)	4.0-5.0%	5 ft	41	SF	$120	**$4,914**
27002	37.2 to 39.1 feet	Cross Slope (PAR)	2.0-3.0%	5 ft	9	SF	$120	**$1,026**
27003	41.9 to 69.3 feet	Cross Slope (PAR)	2.0-3.0%	5 ft	123	SF	$120	**$14,796**
55261	45.5 to 46.5 feet	**Vertical Change**	.3	5 ft	5	REF		
27008	73.0 to 88.5 feet	Cross Slope (PAR)	2.0-3.0%	5 ft	70	SF	$120	**$8,370**
27012	88.9 to 100.7 feet	Cross Slope (PAR)	4.0-5.0%	5 ft	53	SF	$120	**$6,372**
59545	100.3 to 117.8 feet	Driveway				REF		
40780	100.7 to 103.6 feet	Running Slope	5.0-6.0%	5 ft	13	REF		
27016	104.4 to 115.1 feet	**Cross Slope (Driveway)**	13.014	5 ft	48	SF	$40	**$1,926**
40781	115.2 to 116.2 feet	Running Slope	6.0-7.0%	5 ft	5	REF		
27018	120.8 to 139.8 feet	Cross Slope (PAR)	2.0-3.0%	5 ft	86	SF	$120	**$10,260**

TOTAL COST FOR: NE *side of* **4TH ST** *Starting at:* **SIDEWALK BEGINS** **$61,002.00**

Funding Source: TBD **Year to be Completed** TBD

Street Side	Run ID	Survey Street Name	Starting Street Name	End Street Name	Priority
NE	1909261030	4TH ST	SIDEWALK BEGINS	ALAMEDA AVE	114.25

ID	Dist. from Corner	Barrier Type	As-is Measurement/Notes	Sidewalk Width	Qty	Unit	Cost	Total
96	0.3 to 1.3 feet	Continuous Width		5 ft	5	SF	$120	**$540**
57196	14.4 to 15.4 feet	Vertical Change	.7	5 ft	5	SF	$75	**$338**
55255	16.0 to 17.0 feet	Vertical Change	.3	5 ft	5	LF	$75	**$338**
56360	35.6 to 36.6 feet	Vertical Change	.4	5 ft	5	LF	$75	**$338**
59543	60.1 to 84.3 feet	Driveway				REF		
40777	61.6 to 62.7 feet	Running Slope	5.0-6.0%	5 ft	5	REF		
40778	62.7 to 64.1 feet	Running Slope	6.0-7.0%	5 ft	6	REF		
26966	64.9 to 80.8 feet	Cross Slope (Driveway)	14.0-15.0%	5 ft	72	SF	$40	**$2,862**
56361	82.5 to 83.5 feet	Vertical Change	.4	5 ft	5	REF		
26973	85.0 to 98.3 feet	Cross Slope (PAR)	2.0-3.0%	5 ft	60	SF	$120	**$7,182**
26975	101.5 to 107.6 feet	Cross Slope (PAR)	3.0-4.0%	5 ft	27	SF	$120	**$3,294**
55256	107.3 to 108.3 feet	Vertical Change	.3	5 ft	5	REF		
26976	107.9 to 112.3 feet	Cross Slope (PAR)	2.0-3.0%	5 ft	20	SF	$120	**$2,376**
56362	135.6 to 136.6 feet	Vertical Change	.4	5 ft	5	LF	$75	**$338**
26977	140.0 to 143.7 feet	Cross Slope (PAR)	2.0-3.0%	5 ft	17	SF	$120	**$1,998**
97	140.4 to 141.4 feet	Continuous Width		5 ft	5	SF	$120	**$540**
55257	143.2 to 144.2 feet	Vertical Change	.3	5 ft	5	REF		

TOTAL COST FOR: NE *side of* **4TH ST** *Starting at:* **SIDEWALK BEGINS** **$20,142.00**

Funding Source: TBD **Year to be Completed** TBD

Street Side	Run ID	Survey Street Name	Starting Street Name	End Street Name	Priority
NE	1909261040	4TH ST	SIDEWALK BEGINS	ORANGE AVE	91

ID	Dist. from Corner	Barrier Type	As-is Measurement/Notes	Sidewalk Width	Qty	Unit	Cost	Total
26948	0.9 to 7.3 feet	Cross Slope (PAR)	3.0-4.0%	5 ft	29	SF	$120	**$3,456**
26950	7.6 to 9.5 feet	Cross Slope (PAR)	2.0-3.0%	5 ft	9	SF	$120	**$1,026**
55254	8.7 to 9.7 feet	**Vertical Change**	.3	5 ft	5	REF		
26951	23.5 to 34.7 feet	Cross Slope (PAR)	2.0-3.0%	5 ft	50	SF	$120	**$6,048**
26955	35.0 to 42.2 feet	Cross Slope (PAR)	4.0-5.0%	5 ft	32	SF	$120	**$3,888**
26957	44.3 to 45.3 feet	Cross Slope (PAR)	8.0-9.0%	5 ft	5	SF	$120	**$540**
26958	47.9 to 51.0 feet	Cross Slope (PAR)	10.0-11.0%	5 ft	14	SF	$120	**$1,674**
26959	76.8 to 79.0 feet	Cross Slope (PAR)	2.0-3.0%	5 ft	10	SF	$120	**$1,188**
26961	90.9 to 92.3 feet	Cross Slope (PAR)	2.0-3.0%	5 ft	6	SF	$120	**$756**
26962	102.7 to 108.6 feet	Cross Slope (PAR)	3.0-4.0%	5 ft	27	SF	$120	**$3,186**
26965	108.6 to 109.6 feet	Cross Slope (PAR)	2.0-3.0%	5 ft	5	SF	$120	**$540**

TOTAL COST FOR: NE *side of* **4TH ST** *Starting at:* **SIDEWALK BEGINS** **$22,302.00**

Funding Source: TBD **Year to be Completed** TBD

Street Side	Run ID	Survey Street Name	Starting Street Name	End Street Name	Priority
NE	51909261135	4TH ST	SIDEWALK BEGINS	SONOMA AVE	75

ID	Dist. from Corner	Barrier Type	As-is Measurement/Notes	Sidewalk Width	Qty	Unit	Cost	Total
60227	0.4 to 15.1 feet	Driveway				REF		
37323	7.2 to 25.0 feet	Cross Slope (Driveway)	2.0-3.0%	6 ft	98	SF	$40	**$3,916**
37327	27.1 to 35.8 feet	Cross Slope (PAR)	2.0-3.0%	6 ft	48	SF	$120	**$5,742**
37329	38.2 to 45.8 feet	Cross Slope (PAR)	2.0-3.0%	6 ft	42	SF	$120	**$5,016**
60228	42.5 to 54.8 feet	Driveway				REF		
56556	56.3 to 57.3 feet	Vertical Change	.4	6 ft	6	LF	$75	**$413**
37333	62.1 to 64.6 feet	Cross Slope (PAR)	2.0-3.0%	6 ft	14	SF	$120	**$1,650**
193	74.6 to 75.6 feet	Continuous Width		6 ft	6	SF	$120	**$660**
37334	76.5 to 80.4 feet	Cross Slope (PAR)	2.0-3.0%	6 ft	21	SF	$120	**$2,574**
57105	83.2 to 84.2 feet	Vertical Change	.6	6 ft	6	SF	$75	**$413**
37335	87.5 to 96.2 feet	Cross Slope (PAR)	2.0-3.0%	6 ft	48	SF	$120	**$5,742**
37337	107.9 to 109.4 feet	Cross Slope (PAR)	2.0-3.0%	6 ft	8	SF	$120	**$990**
37338	120.7 to 124.3 feet	Cross Slope (PAR)	2.0-3.0%	6 ft	20	SF	$120	**$2,376**
55806	136.7 to 137.7 feet	Vertical Change	.3	6 ft	6	LF	$75	**$413**

TOTAL COST FOR: NE *side of* **4TH ST** *Starting at:* **SIDEWALK BEGINS** **$29,903.50**

Funding Source: TBD **Year to be Completed** TBD

Street Side	Run ID	Survey Street Name	Starting Street Name	End Street Name	Priority
SW	51909261141	4TH ST	SIDEWALK BEGINS	SIDEWALK ENDS	71.25

ID	Dist. from Corner	Barrier Type	As-is Measurement/Notes	Sidewalk Width	Qty	Unit	Cost	Total
41086	0.0 to 1.0 feet	Running Slope	5.0-6.0%	10 ft	10	SF	$120	**$1,200**
37349	20.1 to 25.1 feet	Cross Slope (PAR)	2.0-3.0%	10 ft	50	SF	$120	**$6,000**
37351	25.1 to 29.0 feet	Cross Slope (PAR)	4.0-5.0%	10 ft	39	SF	$120	**$4,680**
37352	31.4 to 32.4 feet	Cross Slope (PAR)	4.0-5.0%	10 ft	10	SF	$120	**$1,200**
60230	32.1 to 48.3 feet	Driveway				REF		
51406	33.5 to 34.5 feet	**Vertical Change**	-.3	10 ft	10	REF		
37353	36.9 to 49.3 feet	**Cross Slope (Driveway)**	>15%	10 ft	124	SF	$40	**$4,960**

TOTAL COST FOR: SW *side of* **4TH ST** *Starting at:* **SIDEWALK BEGINS** **$18,040.00**

Funding Source: TBD **Year to be Completed** TBD

Street Side	Run ID	Survey Street Name	Starting Street Name	End Street Name	Priority
SW	51909261142	4TH ST	SIDEWALK BEGINS	SONOMA AVE	71.25

ID	Dist. from Corner	Barrier Type	As-is Measurement/Notes	Sidewalk Width	Qty	Unit	Cost	Total
37354	0.4 to 4.6 feet	Cross Slope (PAR)	2.0-3.0%	10 ft	42	SF	$120	**$5,040**
60231	39.8 to 61.0 feet	Driveway				REF		
37355	54.0 to 57.4 feet	**Cross Slope (Driveway)**	2.0-3.0%	10 ft	34	SF	$40	**$1,360**
37357	60.6 to 62.4 feet	**Cross Slope (Driveway)**	2.0-3.0%	10 ft	18	SF	$40	**$720**
51407	66.3 to 67.3 feet	**Vertical Change**	-.3	10 ft	10	LF	$75	**$750**
37358	116.9 to 123.6 feet	Cross Slope (PAR)	2.0-3.0%	10 ft	67	SF	$120	**$8,040**
42358	126.3 to 127.3 feet	**Vertical Change**	-.7	10 ft	10	SF	$75	**$750**
56884	131.4 to 132.4 feet	**Vertical Change**	.5	10 ft	10	SF	$75	**$750**
37360	134.8 to 136.6 feet	Cross Slope (PAR)	2.0-3.0%	10 ft	18	SF	$120	**$2,160**
41087	134.8 to 136.0 feet	Running Slope	5.0-6.0%	10 ft	12	REF		

TOTAL COST FOR: SW *side of* **4TH ST** *Starting at:* **SIDEWALK BEGINS** **$19,570.00**

Funding Source: TBD **Year to be Completed** TBD

Street Side	Run ID	Survey Street Name	Starting Street Name	End Street Name	Priority
SW	51909261145	4TH ST	SIDEWALK BEGINS	MONTEREY AVE	71.25

ID	Dist. from Corner	Barrier Type	As-is Measurement/Notes	Sidewalk Width	Qty	Unit	Cost	Total
37388	0.0 to 3.8 feet	Cross Slope (PAR)	2.0-3.0%	6 ft	21	SF	$120	**$2,508**
41088	0.1 to 1.6 feet	Running Slope	5.0-6.0%	6 ft	8	REF		
60232	0.8 to 16.7 feet	Driveway				REF		
47834	26.5 to 27.5 feet	**Vertical Change**	-.4	6 ft	6	LF	$75	**$413**
47835	31.7 to 32.7 feet	**Vertical Change**	-.4	6 ft	6	LF	$75	**$413**
43543	40.8 to 41.8 feet	**Vertical Change**	-.6	6 ft	6	SF	$75	**$413**
37389	110.7 to 119.4 feet	Cross Slope (PAR)	2.0-3.0%	6 ft	48	SF	$120	**$5,742**
37393	128.3 to 130.5 feet	Cross Slope (PAR)	2.0-3.0%	6 ft	12	SF	$120	**$1,452**
55809	128.8 to 129.8 feet	**Vertical Change**	.3	6 ft	6	REF		
37395	132.6 to 135.2 feet	Cross Slope (PAR)	4.0-5.0%	6 ft	14	SF	$120	**$1,716**

TOTAL COST FOR: SW *side of* **4TH ST** *Starting at:* **SIDEWALK BEGINS** **$12,655.50**

Funding Source: TBD **Year to be Completed** TBD

Street Side	Run ID	Survey Street Name	Starting Street Name	End Street Name	Priority
NE	51909261139	4TH ST	SONOMA AVE	SIDEWALK ENDS	67

ID	Dist. from Corner	Barrier Type	As-is Measurement/Notes	Sidewalk Width	Qty	Unit	Cost	Total
37339	5.0 to 7.1 feet	Cross Slope (PAR)	2.0-3.0%	10 ft	21	SF	$120	**$2,520**
37340	10.8 to 12.3 feet	Cross Slope (PAR)	2.0-3.0%	10 ft	15	SF	$120	**$1,800**
37341	26.9 to 30.4 feet	Cross Slope (PAR)	2.0-3.0%	10 ft	35	SF	$120	**$4,200**
37343	34.1 to 37.3 feet	Cross Slope (PAR)	2.0-3.0%	10 ft	32	SF	$120	**$3,840**
55807	46.3 to 47.3 feet	**Vertical Change**	.3	10 ft	10	LF	$75	**$750**
37344	47.5 to 48.9 feet	Cross Slope (PAR)	2.0-3.0%	10 ft	14	SF	$120	**$1,680**
37345	58.0 to 68.7 feet	Cross Slope (PAR)	2.0-3.0%	10 ft	107	SF	$120	**$12,840**
60229	85.4 to 104.3 feet	Driveway				REF		
51405	139.4 to 140.4 feet	**Vertical Change**	-.3	10 ft	10	REF		
37347	140.0 to 145.3 feet	Cross Slope (PAR)	2.0-3.0%	10 ft	53	SF	$120	**$6,360**

TOTAL COST FOR: NE *side of* **4TH ST** *Starting at:* **SONOMA AVE** **$33,990.00**

Funding Source: TBD **Year to be Completed** TBD

Street Side	Run ID	Survey Street Name	Starting Street Name	End Street Name	Priority
SW	51909261144	4TH ST	SONOMA AVE	SIDEWALK ENDS	74

ID	Dist. from Corner	Barrier Type	As-is Measurement/Notes	Sidewalk Width	Qty	Unit	Cost	Total
37361	5.4 to 9.8 feet	Cross Slope (PAR)	2.0-3.0%	6 ft	24	SF	$120	**$2,904**
37362	13.3 to 37.7 feet	Cross Slope (PAR)	2.0-3.0%	6 ft	134	SF	$120	**$16,104**
56557	28.7 to 29.7 feet	**Vertical Change**	.4	6 ft	6	REF		
37369	42.8 to 44.4 feet	Cross Slope (PAR)	4.0-5.0%	6 ft	9	SF	$120	**$1,056**
37370	45.9 to 64.6 feet	Cross Slope (PAR)	2.0-3.0%	6 ft	103	SF	$120	**$12,342**
56558	61.1 to 62.1 feet	**Vertical Change**	.4	6 ft	6	REF		
56885	67.9 to 68.9 feet	**Vertical Change**	.5	6 ft	6	SF	$75	**$413**
51408	79.3 to 82.3 feet	**Vertical Change**	-.3	6 ft	17	LF	$75	**$1,238**
37375	86.1 to 90.1 feet	Cross Slope (PAR)	2.0-3.0%	6 ft	22	SF	$120	**$2,640**
57106	94.1 to 95.1 feet	**Vertical Change**	.6	6 ft	6	SF	$75	**$413**
37377	101.9 to 113.3 feet	Cross Slope (PAR)	2.0-3.0%	6 ft	63	SF	$120	**$7,524**
37381	116.2 to 129.9 feet	Cross Slope (PAR)	2.0-3.0%	6 ft	75	SF	$120	**$9,042**
57107	119.3 to 120.3 feet	**Vertical Change**	.6	6 ft	6	REF		
55808	122.3 to 123.3 feet	**Vertical Change**	.3	6 ft	6	REF		
37385	134.1 to 140.3 feet	Cross Slope (PAR)	2.0-3.0%	6 ft	34	SF	$120	**$4,092**
56559	137.7 to 138.7 feet	**Vertical Change**	.4	6 ft	6	REF		

TOTAL COST FOR: SW *side of* **4TH ST** *Starting at:* **SONOMA AVE** **$57,766.50**

Funding Source: TBD **Year to be Completed** TBD

Street Side	Run ID	Survey Street Name	Starting Street Name	End Street Name	Priority
NE	1909261048	4TH ST	TRINITY AVE	ROBERTSON BLVD	114.25

ID	Dist. from Corner	Barrier Type	As-is Measurement/Notes	Sidewalk Width	Qty	Unit	Cost	Total
26815	7.2 to 24.3 feet	Cross Slope (PAR)	2.0-3.0%	10 ft	162	SF	$120	**$19,494**
55247	23.4 to 24.4 feet	**Vertical Change**	.3	10 ft	10	REF		
26817	27.7 to 33.1 feet	Cross Slope (PAR)	2.0-3.0%	10 ft	51	SF	$120	**$6,156**
26820	33.5 to 38.9 feet	Cross Slope (PAR)	4.0-5.0%	10 ft	51	SF	$120	**$6,156**
55248	35.2 to 38.0 feet	**Vertical Change**	.3	10 ft	27	REF		
57061	40.7 to 41.7 feet	**Vertical Change**	.6	10 ft	9	REF		
26822	40.8 to 43.3 feet	Cross Slope (PAR)	2.0-3.0%	10 ft	24	SF	$120	**$2,850**
26823	46.5 to 90.3 feet	Cross Slope (PAR)	2.0-3.0%	10 ft	416	SF	$120	**$49,932**
56359	47.8 to 48.8 feet	**Vertical Change**	.4	10 ft	10	REF		
56787	63.9 to 64.9 feet	**Vertical Change**	.5	10 ft	10	REF		
59539	88.3 to 113.0 feet	Driveway				REF		
26832	99.1 to 141.3 feet	**Cross Slope (Driveway)**	2.0-3.0%	10 ft	401	SF	$40	**$16,036**
59540	138.2 to 162.1 feet	Driveway				REF		
26839	141.8 to 151.4 feet	**Cross Slope (Driveway)**	4.0-5.0%	10 ft	91	SF	$40	**$3,648**
26843	154.0 to 156.2 feet	**Cross Slope (Driveway)**	5.0-6.0%	10 ft	21	SF	$40	**$836**
26844	156.2 to 158.9 feet	**Cross Slope (Driveway)**	6.0-7.0%	10 ft	26	SF	$40	**$1,026**
26845	158.9 to 175.5 feet	**Cross Slope (Driveway)**	5.0-6.0%	10 ft	158	SF	$40	**$6,308**
55249	160.2 to 161.2 feet	**Vertical Change**	.3	10 ft	10	REF		
26852	177.8 to 181.4 feet	Cross Slope (PAR)	5.0-6.0%	10 ft	34	SF	$120	**$4,104**
26854	183.9 to 244.9 feet	Cross Slope (PAR)	4.0-5.0%	10 ft	580	SF	$120	**$69,540**
26869	244.9 to 259.2 feet	Cross Slope (PAR)	2.0-3.0%	10 ft	136	SF	$120	**$16,302**
26872	262.0 to 269.1 feet	Cross Slope (PAR)	3.0-4.0%	10 ft	67	SF	$120	**$8,094**
59541	269.0 to 304.9 feet	Driveway				REF		
26873	273.9 to 284.8 feet	**Cross Slope (Driveway)**	13.014	10 ft	104	SF	$40	**$4,142**
26876	287.7 to 300.9 feet	**Cross Slope (Driveway)**	13.014	10 ft	125	SF	$40	**$5,016**
40776	301.9 to 303.1 feet	Running Slope	7.0-8.0%	10 ft	11	REF		

TOTAL COST FOR: NE *side of* **4TH ST** *Starting at:* **TRINITY AVE** **$219,640.00**

Funding Source: TBD **Year to be Completed** TBD

Street Side	Run ID	Survey Street Name	Starting Street Name	End Street Name	Priority
SW	1909261056	4TH ST	TRINITY AVE	ORANGE AVE	81.5

ID	Dist. from Corner	Barrier Type	As-is Measurement/Notes	Sidewalk Width	Qty	Unit	Cost	Total
55242	2.3 to 3.3 feet	Vertical Change	.3	10 ft	10	LF	$75	$713
26735	8.2 to 41.2 feet	Cross Slope (PAR)	2.0-3.0%	10 ft	314	SF	$120	$37,620
55243	13.5 to 14.5 feet	Vertical Change	.3	10 ft	10	REF		
26740	43.6 to 47.6 feet	Cross Slope (PAR)	3.0-4.0%	10 ft	38	SF	$120	$4,560
26742	50.9 to 53.3 feet	Cross Slope (PAR)	2.0-3.0%	10 ft	23	SF	$120	$2,736
26744	55.9 to 94.1 feet	Cross Slope (PAR)	2.0-3.0%	10 ft	363	SF	$120	$43,548
26749	96.8 to 105.0 feet	Cross Slope (PAR)	2.0-3.0%	10 ft	78	SF	$120	$9,348
26750	113.0 to 117.0 feet	Cross Slope (PAR)	2.0-3.0%	10 ft	38	SF	$120	$4,560
26751	120.6 to 142.6 feet	Cross Slope (PAR)	2.0-3.0%	10 ft	209	SF	$120	$25,080
59536	141.6 to 165.6 feet	Driveway				REF		
26756	144.3 to 147.5 feet	Cross Slope (Driveway)	5.0-6.0%	10 ft	30	SF	$40	$1,216
26757	148.8 to 150.2 feet	Cross Slope (Driveway)	3.0-4.0%	10 ft	13	SF	$40	$532
26758	150.3 to 151.7 feet	Cross Slope (Driveway)	2.0-3.0%	10 ft	13	SF	$40	$532
26759	157.2 to 163.2 feet	Cross Slope (Driveway)	2.0-3.0%	10 ft	57	SF	$40	$2,280
55244	166.7 to 167.7 feet	Vertical Change	.3	10 ft	10	LF	$75	$713
26761	169.6 to 171.3 feet	Cross Slope (PAR)	2.0-3.0%	10 ft	16	SF	$120	$1,938
56356	175.7 to 176.7 feet	Vertical Change	.4	10 ft	10	LF	$75	$713
26762	177.1 to 184.9 feet	Cross Slope (PAR)	2.0-3.0%	10 ft	74	SF	$120	$8,892
26765	188.8 to 198.6 feet	Cross Slope (PAR)	2.0-3.0%	10 ft	93	SF	$120	$11,172
26768	200.7 to 210.8 feet	Cross Slope (PAR)	2.0-3.0%	10 ft	96	SF	$120	$11,514
26771	212.1 to 228.8 feet	Cross Slope (PAR)	4.0-5.0%	10 ft	159	SF	$120	$19,038
26775	229.8 to 238.8 feet	Cross Slope (PAR)	2.0-3.0%	10 ft	86	SF	$120	$10,260
26778	244.6 to 247.3 feet	Cross Slope (PAR)	2.0-3.0%	10 ft	26	SF	$120	$3,078
26780	269.5 to 270.8 feet	Cross Slope (PAR)	2.0-3.0%	10 ft	12	SF	$120	$1,482
26781	275.1 to 279.9 feet	Cross Slope (PAR)	2.0-3.0%	10 ft	46	SF	$120	$5,472
26782	291.8 to 295.0 feet	Cross Slope (PAR)	2.0-3.0%	10 ft	30	SF	$120	$3,648
55245	297.4 to 298.4 feet	Vertical Change	.3	10 ft	10	LF	$75	$713

TOTAL COST FOR: SW *side of* **4TH ST** *Starting at:* **TRINITY AVE** **$211,356.00**

Funding Source: TBD **Year to be Completed** TBD

Street Side	Run ID	Survey Street Name	Starting Street Name	End Street Name	Priority
NE	1909261133	5TH ST	ALAMEDA AVE	HUMBOLDT AVE	119

ID	Dist. from Corner	Barrier Type	As-is Measurement/Notes	Sidewalk Width	Qty	Unit	Cost	Total
55223	2.0 to 3.0 feet	Vertical Change	.3	5 ft	5	LF	$75	$375
26463	4.4 to 8.0 feet	Cross Slope (PAR)	2.0-3.0%	5 ft	18	SF	$120	$2,160
55224	8.5 to 9.5 feet	Vertical Change	.3	5 ft	5	LF	$75	$375
26464	12.1 to 13.5 feet	Cross Slope (PAR)	2.0-3.0%	5 ft	7	SF	$120	$840
26465	17.0 to 23.1 feet	Cross Slope (PAR)	2.0-3.0%	5 ft	31	SF	$120	$3,660
26467	29.9 to 31.5 feet	Cross Slope (PAR)	2.0-3.0%	5 ft	8	SF	$120	$960
26468	34.8 to 38.9 feet	Cross Slope (PAR)	2.0-3.0%	5 ft	21	SF	$120	$2,460
26469	41.4 to 49.8 feet	Cross Slope (PAR)	2.0-3.0%	5 ft	42	SF	$120	$5,040
59522	48.4 to 76.0 feet	Driveway				REF		
26470	53.3 to 62.3 feet	Cross Slope (Driveway)	10.0-11.0%	5 ft	45	SF	$40	$1,800
26472	64.8 to 68.9 feet	Cross Slope (Driveway)	11.0-12.0%	5 ft	21	SF	$40	$820
26474	69.1 to 73.9 feet	Cross Slope (Driveway)	9.0-10.0%	5 ft	24	SF	$40	$960
26476	77.6 to 88.9 feet	Cross Slope (PAR)	2.0-3.0%	5 ft	57	SF	$120	$6,780
57060	89.5 to 90.5 feet	Vertical Change	.6	5 ft	5	SF	$75	$375
26478	94.8 to 113.3 feet	Cross Slope (PAR)	3.0-4.0%	5 ft	93	SF	$120	$11,100
26484	113.5 to 119.6 feet	Cross Slope (PAR)	2.0-3.0%	5 ft	31	SF	$120	$3,660
26488	122.2 to 131.3 feet	Cross Slope (PAR)	2.0-3.0%	5 ft	46	SF	$120	$5,460
59523	126.3 to 136.4 feet	Driveway				REF		
26490	133.7 to 139.8 feet	Cross Slope (Driveway)	3.0-4.0%	5 ft	31	SF	$40	$1,220
26493	139.8 to 140.9 feet	Cross Slope (PAR)	2.0-3.0%	5 ft	5	SF	$120	$660
59524	141.0 to 161.9 feet	Driveway				REF		
26494	144.7 to 158.2 feet	Cross Slope (Driveway)	7.0-8.0%	5 ft	68	SF	$40	$2,700
26498	162.3 to 167.6 feet	Cross Slope (Driveway)	2.0-3.0%	5 ft	26	SF	$40	$1,060
55225	162.7 to 163.7 feet	Vertical Change	.3	5 ft	5	REF		
57595	166.6 to 167.6 feet	Vertical Change	2.9	5 ft	5	REF		
26500	169.3 to 203.3 feet	Cross Slope (PAR)	4.0-5.0%	5 ft	170	SF	$120	$20,400
59525	200.8 to 230.5 feet	Driveway				REF		
26508	203.3 to 207.5 feet	Cross Slope (Driveway)	2.0-3.0%	5 ft	21	SF	$40	$840
26509	213.1 to 221.5 feet	Cross Slope (Driveway)	2.0-3.0%	5 ft	42	SF	$40	$1,680

Funding Source: TBD **Year to be Completed** TBD

Street Side	Run ID	Survey Street Name	Starting Street Name	End Street Name	Priority
NE	1909261133	5TH ST	ALAMEDA AVE	HUMBOLDT AVE	119

ID	Dist. from Corner	Barrier Type	As-is Measurement/Notes	Sidewalk Width	Qty	Unit	Cost	Total
26511	221.5 to 224.9 feet	Cross Slope (Driveway)	4.0-5.0%	5 ft	17	SF	$40	$680
26513	226.8 to 229.3 feet	Cross Slope (Driveway)	8.0-9.0%	5 ft	13	SF	$40	$500
26515	232.7 to 241.0 feet	Cross Slope (PAR)	4.0-5.0%	5 ft	42	SF	$120	$4,980
57358	235.1 to 236.1 feet	Vertical Change	1	5 ft	5	REF		
26519	242.3 to 253.0 feet	Cross Slope (PAR)	2.0-3.0%	5 ft	54	SF	$120	$6,420
55226	243.1 to 244.1 feet	Vertical Change	.3	5 ft	5	REF		
26520	255.2 to 257.9 feet	Cross Slope (PAR)	2.0-3.0%	5 ft	13	SF	$120	$1,620
26521	260.1 to 268.9 feet	Cross Slope (PAR)	2.0-3.0%	5 ft	44	SF	$120	$5,280
26523	272.1 to 273.6 feet	Cross Slope (PAR)	2.0-3.0%	5 ft	8	SF	$120	$900
26524	279.2 to 291.6 feet	Cross Slope (PAR)	2.0-3.0%	5 ft	62	SF	$120	$7,440
26527	294.0 to 300.1 feet	Cross Slope (PAR)	2.0-3.0%	5 ft	31	SF	$120	$3,660
55227	297.0 to 298.0 feet	Vertical Change	.3	5 ft	5	REF		
26530	300.4 to 304.4 feet	Cross Slope (PAR)	4.0-5.0%	5 ft	20	SF	$120	$2,400

TOTAL COST FOR: NE *side of* **5TH ST** *Starting at:* **ALAMEDA AVE** **$109,265.00**

Funding Source: TBD **Year to be Completed** TBD

Street Side	Run ID	Survey Street Name	Starting Street Name	End Street Name	Priority
SW	1909261201	5TH ST	ALAMEDA AVE	COLUSA AVE	81.5

ID	Dist. from Corner	Barrier Type	As-is Measurement/Notes	Sidewalk Width	Qty	Unit	Cost	Total
26033	4.0 to 18.7 feet	Cross Slope (PAR)	2.0-3.0%	5 ft	74	SF	$120	**$8,820**
26038	21.1 to 38.7 feet	Cross Slope (PAR)	2.0-3.0%	5 ft	88	SF	$120	**$10,560**
26040	41.4 to 54.6 feet	Cross Slope (PAR)	2.0-3.0%	5 ft	66	SF	$120	**$7,920**
26043	61.1 to 94.5 feet	Cross Slope (PAR)	2.0-3.0%	5 ft	167	SF	$120	**$20,040**
56345	75.3 to 76.3 feet	**Vertical Change**	.4	5 ft	5	REF		
26048	98.7 to 125.3 feet	Cross Slope (PAR)	2.0-3.0%	5 ft	133	SF	$120	**$15,960**
26054	129.5 to 130.8 feet	Cross Slope (PAR)	2.0-3.0%	5 ft	7	SF	$120	**$780**
26055	133.5 to 137.8 feet	Cross Slope (PAR)	3.0-4.0%	5 ft	22	SF	$120	**$2,580**
59503	137.4 to 158.5 feet	Driveway				REF		
26057	139.8 to 142.0 feet	**Cross Slope (Driveway)**	9.0-10.0%	5 ft	11	SF	$40	**$440**
26059	143.3 to 144.4 feet	**Cross Slope (Driveway)**	7.0-8.0%	5 ft	5	SF	$40	**$220**
26060	147.8 to 155.0 feet	**Cross Slope (Driveway)**	8.0-9.0%	5 ft	36	SF	$40	**$1,440**
26061	164.2 to 173.3 feet	Cross Slope (PAR)	3.0-4.0%	5 ft	46	SF	$120	**$5,460**
26063	173.6 to 178.5 feet	Cross Slope (PAR)	2.0-3.0%	5 ft	25	SF	$120	**$2,940**
59504	180.7 to 212.3 feet	Driveway				REF		
55203	181.7 to 182.7 feet	**Vertical Change**	.3	5 ft	5	REF		
55204	196.0 to 197.0 feet	**Vertical Change**	.3	5 ft	5	REF		
26064	220.8 to 237.8 feet	Cross Slope (PAR)	2.0-3.0%	5 ft	85	SF	$120	**$10,200**
55205	224.9 to 225.9 feet	**Vertical Change**	.3	5 ft	5	REF		
26068	244.8 to 273.0 feet	Cross Slope (PAR)	2.0-3.0%	5 ft	141	SF	$120	**$16,920**
59505	273.6 to 286.3 feet	Driveway				REF		
26075	277.7 to 278.9 feet	**Cross Slope (Driveway)**	2.0-3.0%	5 ft	6	SF	$40	**$240**
26076	282.9 to 291.3 feet	**Cross Slope (Driveway)**	3.0-4.0%	5 ft	42	SF	$40	**$1,680**
26080	298.2 to 299.3 feet	Cross Slope (PAR)	2.0-3.0%	5 ft	6	SF	$120	**$660**

TOTAL COST FOR: SW *side of* **5TH ST** *Starting at:* **ALAMEDA AVE** **$106,860.00**

Funding Source: TBD **Year to be Completed** TBD

Street Side	Run ID	Survey Street Name	Starting Street Name	End Street Name	Priority
NE	1909261130	5TH ST	COLUSA AVE	ALAMEDA AVE	99

ID	Dist. from Corner	Barrier Type	As-is Measurement/Notes	Sidewalk Width	Qty	Unit	Cost	Total
26532	1.8 to 5.2 feet	Cross Slope (PAR)	3.0-4.0%	5 ft	17	SF	$120	**$2,040**
26533	6.3 to 7.3 feet	Cross Slope (PAR)	5.0-6.0%	5 ft	5	SF	$120	**$600**
26534	8.4 to 11.1 feet	Cross Slope (PAR)	7.0-8.0%	5 ft	14	SF	$120	**$1,620**
26536	20.2 to 31.3 feet	Cross Slope (PAR)	2.0-3.0%	5 ft	56	SF	$120	**$6,660**
57415	25.7 to 26.7 feet	**Vertical Change**	1.2	5 ft	5	REF		
26538	38.1 to 48.5 feet	Cross Slope (PAR)	2.0-3.0%	5 ft	52	SF	$120	**$6,240**
26540	51.2 to 58.9 feet	Cross Slope (PAR)	3.0-4.0%	5 ft	39	SF	$120	**$4,620**
26543	58.9 to 65.0 feet	Cross Slope (PAR)	2.0-3.0%	5 ft	31	SF	$120	**$3,660**
59526	59.5 to 75.0 feet	Driveway				REF		
26545	73.8 to 84.4 feet	**Cross Slope (Driveway)**	2.0-3.0%	5 ft	53	SF	$40	**$2,120**
26549	85.1 to 97.5 feet	Cross Slope (PAR)	4.0-5.0%	5 ft	62	SF	$120	**$7,440**
26552	99.2 to 132.2 feet	Cross Slope (PAR)	2.0-3.0%	5 ft	165	SF	$120	**$19,800**
26560	132.8 to 134.8 feet	Cross Slope (PAR)	4.0-5.0%	5 ft	10	SF	$120	**$1,200**
55228	133.7 to 134.7 feet	**Vertical Change**	.3	5 ft	5	REF		
26561	136.1 to 137.2 feet	Cross Slope (PAR)	2.0-3.0%	5 ft	5	SF	$120	**$660**
59527	136.8 to 159.8 feet	Driveway				REF		
26562	141.5 to 143.5 feet	**Cross Slope (Driveway)**	6.0-7.0%	5 ft	10	SF	$40	**$400**
26563	143.8 to 145.8 feet	**Cross Slope (Driveway)**	5.0-6.0%	5 ft	10	SF	$40	**$400**
26564	145.8 to 155.1 feet	**Cross Slope (Driveway)**	6.0-7.0%	5 ft	46	SF	$40	**$1,860**
26566	156.2 to 159.0 feet	**Cross Slope (Driveway)**	9.0-10.0%	5 ft	14	SF	$40	**$560**
26568	160.8 to 162.5 feet	Cross Slope (PAR)	3.0-4.0%	5 ft	8	SF	$120	**$1,020**
26569	162.8 to 234.8 feet	Cross Slope (PAR)	2.0-3.0%	5 ft	360	SF	$120	**$43,200**
56785	179.5 to 180.5 feet	**Vertical Change**	.5	5 ft	5	REF		
56350	196.0 to 197.0 feet	**Vertical Change**	.4	5 ft	5	REF		
56351	215.4 to 216.4 feet	**Vertical Change**	.4	5 ft	5	REF		
55229	234.3 to 235.3 feet	**Vertical Change**	.3	5 ft	5	REF		
26582	244.2 to 247.1 feet	Cross Slope (PAR)	2.0-3.0%	5 ft	15	SF	$120	**$1,740**
26583	260.1 to 272.8 feet	Cross Slope (PAR)	2.0-3.0%	5 ft	63	SF	$120	**$7,620**

Funding Source: TBD **Year to be Completed** TBD

Street Side	Run ID	Survey Street Name	Starting Street Name	End Street Name	Priority
NE	1909261130	5TH ST	COLUSA AVE	ALAMEDA AVE	99

ID	Dist. from Corner	Barrier Type	As-is Measurement/Notes	Sidewalk Width	Qty	Unit	Cost	Total
26585	275.7 to 282.5 feet	Cross Slope (PAR)	2.0-3.0%	5 ft	34	SF	$120	**$4,080**
26587	286.1 to 291.0 feet	Cross Slope (PAR)	2.0-3.0%	5 ft	24	SF	$120	**$2,940**
26588	294.5 to 297.8 feet	Cross Slope (PAR)	2.0-3.0%	5 ft	17	SF	$120	**$1,980**
56352	294.7 to 295.7 feet	**Vertical Change**	.4	5 ft	5	REF		

TOTAL COST FOR: NE *side of* **5TH ST** *Starting at:* **COLUSA AVE** **$122,460.00**

Funding Source: TBD **Year to be Completed** TBD

Street Side	Run ID	Survey Street Name	Starting Street Name	End Street Name	Priority
SW	1909261121	5TH ST	COLUSA AVE	SIDEWALK ENDS	87.5

ID	Dist. from Corner	Barrier Type	As-is Measurement/Notes	Sidewalk Width	Qty	Unit	Cost	Total
26647	0.0 to 3.7 feet	Cross Slope (PAR)	2.0-3.0%	5 ft	19	SF	$120	**$2,220**
57501	1.2 to 2.2 feet	**Vertical Change**	1.7	5 ft	5	REF		
26649	3.9 to 10.2 feet	Cross Slope (PAR)	4.0-5.0%	5 ft	31	SF	$120	**$3,780**
55234	7.0 to 8.0 feet	**Vertical Change**	.3	5 ft	5	REF		
26651	10.2 to 20.7 feet	Cross Slope (PAR)	2.0-3.0%	5 ft	53	SF	$120	**$6,300**
26654	20.9 to 41.8 feet	Cross Slope (PAR)	4.0-5.0%	5 ft	105	SF	$120	**$12,540**
26659	41.8 to 43.4 feet	Cross Slope (PAR)	2.0-3.0%	5 ft	8	SF	$120	**$960**
59529	42.2 to 59.1 feet	Driveway				REF		
26660	46.9 to 49.5 feet	**Cross Slope (Driveway)**	8.0-9.0%	5 ft	13	SF	$40	**$520**
26662	49.5 to 50.7 feet	**Cross Slope (Driveway)**	6.0-7.0%	5 ft	6	SF	$40	**$240**
26663	50.7 to 56.9 feet	**Cross Slope (Driveway)**	5.0-6.0%	5 ft	31	SF	$40	**$1,240**
26667	57.8 to 68.6 feet	**Cross Slope (Driveway)**	2.0-3.0%	5 ft	54	SF	$40	**$2,160**
56353	61.7 to 62.7 feet	**Vertical Change**	.4	5 ft	5	REF		
26669	72.2 to 74.8 feet	Cross Slope (PAR)	2.0-3.0%	5 ft	13	SF	$120	**$1,560**
55235	102.9 to 103.9 feet	**Vertical Change**	.3	5 ft	5	REF		
26670	103.8 to 116.8 feet	Cross Slope (PAR)	2.0-3.0%	5 ft	65	SF	$120	**$7,800**
59530	107.8 to 128.3 feet	Driveway				REF		
55236	118.1 to 119.1 feet	**Vertical Change**	.3	5 ft	5	REF		
26672	119.9 to 139.8 feet	**Cross Slope (Driveway)**	2.0-3.0%	5 ft	100	SF	$40	**$3,980**
59531	137.8 to 156.1 feet	Driveway				REF		
26678	155.1 to 156.9 feet	**Cross Slope (Driveway)**	2.0-3.0%	5 ft	9	SF	$40	**$360**
55237	159.2 to 160.2 feet	**Vertical Change**	.3	5 ft	5	REF		
26679	159.5 to 193.3 feet	Cross Slope (PAR)	2.0-3.0%	5 ft	169	SF	$120	**$20,280**
26687	195.4 to 206.1 feet	Cross Slope (PAR)	2.0-3.0%	5 ft	54	SF	$120	**$6,420**
55238	199.2 to 200.2 feet	**Vertical Change**	.3	5 ft	5	REF		
26690	206.1 to 229.9 feet	Cross Slope (PAR)	4.0-5.0%	5 ft	119	SF	$120	**$14,280**
59532	237.4 to 252.2 feet	Driveway				REF		
26695	238.8 to 240.5 feet	**Cross Slope (Driveway)**	2.0-3.0%	5 ft	9	SF	$40	**$340**
26696	243.5 to 245.8 feet	**Cross Slope (Driveway)**	2.0-3.0%	5 ft	12	SF	$40	**$460**

Funding Source: TBD **Year to be Completed** TBD

Street Side	Run ID	Survey Street Name	Starting Street Name	End Street Name	Priority
SW	1909261121	5TH ST	COLUSA AVE	SIDEWALK ENDS	87.5

ID	Dist. from Corner	Barrier Type	As-is Measurement/Notes	Sidewalk Width	Qty	Unit	Cost	Total
26697	255.8 to 271.9 feet	Cross Slope (PAR)	4.0-5.0%	5 ft	80	SF	$120	**$9,660**
55239	269.8 to 270.8 feet	**Vertical Change**	.3	5 ft	5	REF		
26701	273.3 to 278.3 feet	Cross Slope (PAR)	2.0-3.0%	5 ft	25	SF	$120	**$3,000**
59533	274.6 to 292.0 feet	Driveway				REF		
26702	280.7 to 287.0 feet	**Cross Slope (Driveway)**	2.0-3.0%	5 ft	32	SF	$40	**$1,260**
26704	292.3 to 300.5 feet	**Cross Slope (Driveway)**	2.0-3.0%	5 ft	41	SF	$40	**$1,640**

TOTAL COST FOR: SW *side of* **5TH ST** *Starting at:* **COLUSA AVE** **$101,000.00**

Funding Source: TBD **Year to be Completed** TBD

Street Side	Run ID	Survey Street Name	Starting Street Name	End Street Name	Priority
NE	1909261136	5TH ST	HUMBOLDT AVE	ORANGE AVE	98

ID	Dist. from Corner	Barrier Type	As-is Measurement/Notes	Sidewalk Width	Qty	Unit	Cost	Total
56784	2.0 to 3.0 feet	Vertical Change	.5	5 ft	5	SF	$75	$375
26409	5.7 to 23.3 feet	Cross Slope (PAR)	2.0-3.0%	5 ft	88	SF	$120	$10,560
57059	9.3 to 10.3 feet	Vertical Change	.6	5 ft	5	REF		
26412	34.8 to 83.4 feet	Cross Slope (PAR)	2.0-3.0%	5 ft	243	SF	$120	$29,160
26426	86.0 to 101.5 feet	Cross Slope (PAR)	3.0-4.0%	5 ft	78	SF	$120	$9,300
26429	101.9 to 116.7 feet	Cross Slope (PAR)	2.0-3.0%	5 ft	74	SF	$120	$8,880
26431	118.8 to 137.1 feet	Cross Slope (PAR)	2.0-3.0%	5 ft	92	SF	$120	$10,980
56347	131.8 to 132.8 feet	Vertical Change	.4	5 ft	5	REF		
59521	138.8 to 162.1 feet	Driveway				REF		
26434	143.8 to 160.0 feet	Cross Slope (Driveway)	10.0-11.0%	5 ft	81	SF	$40	$3,240
56348	149.9 to 150.9 feet	Vertical Change	.4	5 ft	5	REF		
26438	163.0 to 164.3 feet	Cross Slope (PAR)	3.0-4.0%	5 ft	7	SF	$120	$780
26439	164.5 to 200.3 feet	Cross Slope (PAR)	2.0-3.0%	5 ft	179	SF	$120	$21,480
56349	189.9 to 190.9 feet	Vertical Change	.4	5 ft	5	REF		
26447	203.4 to 208.6 feet	Cross Slope (PAR)	2.0-3.0%	5 ft	26	SF	$120	$3,120
26448	210.9 to 235.3 feet	Cross Slope (PAR)	2.0-3.0%	5 ft	122	SF	$120	$14,640
55221	235.7 to 236.7 feet	Vertical Change	.3	5 ft	5	LF	$75	$375
26451	255.3 to 268.3 feet	Cross Slope (PAR)	2.0-3.0%	5 ft	65	SF	$120	$7,800
26455	270.5 to 280.9 feet	Cross Slope (PAR)	2.0-3.0%	5 ft	52	SF	$120	$6,240
55222	276.2 to 277.2 feet	Vertical Change	.3	5 ft	5	REF		
26459	283.2 to 293.8 feet	Cross Slope (PAR)	2.0-3.0%	5 ft	53	SF	$120	$6,360
26461	297.2 to 301.9 feet	Cross Slope (PAR)	2.0-3.0%	5 ft	23	SF	$120	$2,820

TOTAL COST FOR: NE *side of* **5TH ST** *Starting at:* **HUMBOLDT AVE** **$136,110.00**

Funding Source: TBD **Year to be Completed** TBD

Street Side	Run ID	Survey Street Name	Starting Street Name	End Street Name	Priority
SW	1909261158	5TH ST	HUMBOLDT AVE	ALAMEDA AVE	81.5

ID	Dist. from Corner	Barrier Type	As-is Measurement/Notes	Sidewalk Width	Qty	Unit	Cost	Total
26081	1.3 to 19.6 feet	Cross Slope (PAR)	2.0-3.0%	5 ft	92	SF	$120	**$10,980**
26085	20.4 to 35.8 feet	Cross Slope (PAR)	4.0-5.0%	5 ft	77	SF	$120	**$9,240**
26089	35.9 to 56.0 feet	Cross Slope (PAR)	2.0-3.0%	5 ft	101	SF	$120	**$12,060**
26093	60.5 to 68.4 feet	Cross Slope (PAR)	3.0-4.0%	5 ft	40	SF	$120	**$4,740**
26095	70.5 to 94.0 feet	Cross Slope (PAR)	2.0-3.0%	5 ft	118	SF	$120	**$14,100**
26102	99.8 to 109.3 feet	Cross Slope (PAR)	2.0-3.0%	5 ft	48	SF	$120	**$5,700**
26104	112.9 to 138.9 feet	Cross Slope (PAR)	3.0-4.0%	5 ft	130	SF	$120	**$15,600**
55206	137.0 to 138.0 feet	**Vertical Change**	.3	5 ft	5	REF		
59506	139.6 to 160.2 feet	Driveway				REF		
26111	143.1 to 151.3 feet	**Cross Slope (Driveway)**	8.0-9.0%	5 ft	41	SF	$40	**$1,640**
26115	151.5 to 153.1 feet	**Cross Slope (Driveway)**	6.0-7.0%	5 ft	8	SF	$40	**$320**
26116	154.4 to 160.0 feet	**Cross Slope (Driveway)**	4.0-5.0%	5 ft	28	SF	$40	**$1,120**
26118	160.2 to 224.4 feet	**Cross Slope (Driveway)**	2.0-3.0%	5 ft	321	SF	$40	**$12,840**
55207	212.2 to 213.2 feet	**Vertical Change**	.3	5 ft	5	REF		
59507	213.0 to 249.4 feet	Driveway				REF		
26133	227.3 to 229.8 feet	**Cross Slope (Driveway)**	3.0-4.0%	5 ft	13	SF	$40	**$500**
26134	231.3 to 239.2 feet	**Cross Slope (Driveway)**	2.0-3.0%	5 ft	40	SF	$40	**$1,580**
26137	242.9 to 248.6 feet	**Cross Slope (Driveway)**	2.0-3.0%	5 ft	29	SF	$40	**$1,140**
26138	255.8 to 258.6 feet	Cross Slope (PAR)	2.0-3.0%	5 ft	14	SF	$120	**$1,680**
26139	262.5 to 271.2 feet	Cross Slope (PAR)	2.0-3.0%	5 ft	44	SF	$120	**$5,220**
26142	274.0 to 281.4 feet	Cross Slope (PAR)	3.0-4.0%	5 ft	37	SF	$120	**$4,440**
26144	281.7 to 286.4 feet	Cross Slope (PAR)	2.0-3.0%	5 ft	23	SF	$120	**$2,820**
26145	289.0 to 297.8 feet	Cross Slope (PAR)	3.0-4.0%	5 ft	44	SF	$120	**$5,280**
55208	289.4 to 290.4 feet	**Vertical Change**	.3	5 ft	5	REF		
55209	297.1 to 298.1 feet	**Vertical Change**	.3	5 ft	5	REF		
26149	297.8 to 305.4 feet	Cross Slope (PAR)	2.0-3.0%	5 ft	38	SF	$120	**$4,560**

TOTAL COST FOR: SW *side of* **5TH ST** *Starting at:* **HUMBOLDT AVE** **$115,560.00**

Funding Source: TBD **Year to be Completed** TBD

Street Side	Run ID	Survey Street Name	Starting Street Name	End Street Name	Priority
NE	51909261005	5TH ST	KINGS AVE	RIVERSIDE AVE	102

ID	Dist. from Corner	Barrier Type	As-is Measurement/Notes	Sidewalk Width	Qty	Unit	Cost	Total
36115	0.8 to 1.9 feet	Cross Slope (PAR)	5.0-6.0%	6 ft	6	SF	$120	**$726**
36116	3.9 to 5.1 feet	Cross Slope (PAR)	3.0-4.0%	6 ft	7	SF	$120	**$792**
36117	5.1 to 6.7 feet	Cross Slope (PAR)	2.0-3.0%	6 ft	9	SF	$120	**$1,056**
36118	14.2 to 41.1 feet	Cross Slope (PAR)	3.0-4.0%	6 ft	148	SF	$120	**$17,754**
55757	32.3 to 33.3 feet	Vertical Change	.3	6 ft	6	REF		
36129	45.2 to 47.1 feet	Cross Slope (PAR)	4.0-5.0%	6 ft	10	SF	$120	**$1,254**
36130	54.7 to 56.1 feet	Cross Slope (PAR)	6.0-7.0%	6 ft	8	SF	$120	**$924**
36131	58.1 to 66.2 feet	Cross Slope (PAR)	5.0-6.0%	6 ft	45	SF	$120	**$5,346**
56538	62.2 to 63.2 feet	Vertical Change	.4	6 ft	6	REF		
36135	66.4 to 71.0 feet	Cross Slope (PAR)	3.0-4.0%	6 ft	25	SF	$120	**$3,036**
36137	72.3 to 78.4 feet	Cross Slope (PAR)	5.0-6.0%	6 ft	34	SF	$120	**$4,026**
36140	79.3 to 99.6 feet	Cross Slope (PAR)	3.0-4.0%	6 ft	112	SF	$120	**$13,398**
36145	101.2 to 102.3 feet	Cross Slope (PAR)	2.0-3.0%	6 ft	6	SF	$120	**$726**
36146	105.1 to 109.6 feet	Cross Slope (PAR)	2.0-3.0%	6 ft	25	SF	$120	**$2,970**
36148	109.6 to 112.8 feet	Cross Slope (PAR)	4.0-5.0%	6 ft	18	SF	$120	**$2,112**
36150	115.2 to 118.7 feet	Cross Slope (PAR)	5.0-6.0%	6 ft	19	SF	$120	**$2,310**
60157	119.1 to 155.3 feet	Driveway				REF		
36152	123.4 to 125.3 feet	Cross Slope (Driveway)	2.0-3.0%	6 ft	10	SF	$40	**$418**
36153	136.9 to 144.3 feet	Cross Slope (Driveway)	2.0-3.0%	6 ft	41	SF	$40	**$1,628**
57367	146.0 to 147.0 feet	Vertical Change	1	6 ft	6	REF		
36155	148.8 to 175.7 feet	Cross Slope (Driveway)	2.0-3.0%	6 ft	148	SF	$40	**$5,918**
36163	178.3 to 182.3 feet	Cross Slope (PAR)	2.0-3.0%	6 ft	22	SF	$120	**$2,640**
36165	194.3 to 197.4 feet	Cross Slope (PAR)	3.0-4.0%	6 ft	17	SF	$120	**$2,046**
36167	200.9 to 207.6 feet	Cross Slope (PAR)	4.0-5.0%	6 ft	37	SF	$120	**$4,422**
181	204.9 to 205.9 feet	Protruding Object		6 ft	6	JOB	$99	**$99**
36170	213.2 to 217.9 feet	Cross Slope (PAR)	2.0-3.0%	6 ft	26	SF	$120	**$3,102**
51362	217.9 to 218.9 feet	Vertical Change	-.3	6 ft	6	REF		
36171	231.6 to 244.0 feet	Cross Slope (PAR)	2.0-3.0%	6 ft	68	SF	$120	**$8,184**

Funding Source: TBD **Year to be Completed** TBD

Street Side	Run ID	Survey Street Name	Starting Street Name	End Street Name	Priority
NE	51909261005	5TH ST	KINGS AVE	RIVERSIDE AVE	102

ID	Dist. from Corner	Barrier Type	As-is Measurement/Notes	Sidewalk Width	Qty	Unit	Cost	Total
36176	248.4 to 253.1 feet	Cross Slope (PAR)	2.0-3.0%	6 ft	26	SF	$120	**$3,102**
36178	271.1 to 275.6 feet	Cross Slope (PAR)	2.0-3.0%	6 ft	25	SF	$120	**$2,970**
55758	276.0 to 277.0 feet	**Vertical Change**	.3	6 ft	6	LF	$75	**$413**
36179	277.9 to 281.3 feet	Cross Slope (PAR)	2.0-3.0%	6 ft	19	SF	$120	**$2,244**

TOTAL COST FOR: NE *side of* **5TH ST** *Starting at:* **KINGS AVE** **$93,615.50**

Funding Source: TBD **Year to be Completed** TBD

Street Side	Run ID	Survey Street Name	Starting Street Name	End Street Name	Priority
SW	51909251452	5TH ST	KINGS AVE	ROBERTSON BLVD	101.25

ID	Dist. from Corner	Barrier Type	As-is Measurement/Notes	Sidewalk Width	Qty	Unit	Cost	Total
35558	1.2 to 2.7 feet	Cross Slope (PAR)	2.0-3.0%	10 ft	15	SF	$120	**$1,800**
35559	6.3 to 8.7 feet	Cross Slope (PAR)	2.0-3.0%	10 ft	24	SF	$120	**$2,880**
35560	12.3 to 16.0 feet	Cross Slope (PAR)	2.0-3.0%	10 ft	37	SF	$120	**$4,440**
35562	21.9 to 50.3 feet	Cross Slope (PAR)	2.0-3.0%	10 ft	284	SF	$120	**$34,080**
43538	43.4 to 44.5 feet	**Vertical Change**	-.6	10 ft	11	REF		
35569	53.1 to 72.0 feet	Cross Slope (PAR)	2.0-3.0%	10 ft	189	SF	$120	**$22,680**
56868	57.8 to 58.8 feet	**Vertical Change**	.5	10 ft	10	REF		
55724	67.3 to 68.3 feet	**Vertical Change**	.3	10 ft	10	REF		
55725	72.9 to 73.9 feet	**Vertical Change**	.3	10 ft	10	LF	$75	**$750**
35572	74.3 to 76.0 feet	Cross Slope (PAR)	2.0-3.0%	10 ft	17	SF	$120	**$2,040**
35573	84.1 to 91.5 feet	Cross Slope (PAR)	2.0-3.0%	10 ft	74	SF	$120	**$8,880**
35577	93.7 to 97.3 feet	Cross Slope (PAR)	3.0-4.0%	10 ft	36	SF	$120	**$4,320**
35578	99.0 to 102.6 feet	Cross Slope (PAR)	2.0-3.0%	10 ft	36	SF	$120	**$4,320**
35580	107.7 to 112.8 feet	Cross Slope (PAR)	2.0-3.0%	10 ft	51	SF	$120	**$6,120**
35581	116.5 to 125.5 feet	Cross Slope (PAR)	2.0-3.0%	10 ft	90	SF	$120	**$10,800**
35585	128.0 to 135.3 feet	Cross Slope (PAR)	2.0-3.0%	10 ft	73	SF	$120	**$8,760**
60131	137.3 to 157.3 feet	Driveway				REF		
35588	141.8 to 142.8 feet	**Cross Slope (Driveway)**	2.0-3.0%	10 ft	10	SF	$40	**$400**
35589	147.4 to 148.4 feet	**Cross Slope (Driveway)**	3.0-4.0%	10 ft	10	SF	$40	**$400**
35590	148.4 to 152.6 feet	**Cross Slope (Driveway)**	2.0-3.0%	10 ft	42	SF	$40	**$1,680**
35592	153.0 to 155.1 feet	**Cross Slope (Driveway)**	4.0-5.0%	10 ft	21	SF	$40	**$840**
41069	156.0 to 158.3 feet	Running Slope	5.0-6.0%	10 ft	23	REF		
35593	188.9 to 194.3 feet	Cross Slope (PAR)	2.0-3.0%	10 ft	54	SF	$120	**$6,480**
60132	198.0 to 216.0 feet	Driveway				REF		
35594	204.6 to 213.3 feet	**Cross Slope (Driveway)**	8.0-9.0%	10 ft	87	SF	$40	**$3,480**
35598	223.3 to 224.6 feet	Cross Slope (PAR)	2.0-3.0%	10 ft	13	SF	$120	**$1,560**
35599	268.5 to 271.8 feet	Cross Slope (PAR)	2.0-3.0%	10 ft	33	SF	$120	**$3,960**
35600	275.8 to 297.8 feet	Cross Slope (PAR)	2.0-3.0%	10 ft	220	SF	$120	**$26,400**

TOTAL COST FOR: SW *side of* **5TH ST** *Starting at:* **KINGS AVE** **$157,070.00**

Funding Source: TBD **Year to be Completed** TBD

Street Side	Run ID	Survey Street Name	Starting Street Name	End Street Name	Priority
NE	51909261009	5TH ST	LAKE AVE	MONTEREY AVE	109

ID	Dist. from Corner	Barrier Type	As-is Measurement/Notes	Sidewalk Width	Qty	Unit	Cost	Total
36232	1.1 to 4.1 feet	Cross Slope (PAR)	2.0-3.0%	6 ft	16	SF	$120	**$1,980**
56873	5.8 to 6.8 feet	**Vertical Change**	.5	6 ft	6	SF	$75	**$413**
36234	7.1 to 11.4 feet	Cross Slope (PAR)	5.0-6.0%	6 ft	24	SF	$120	**$2,838**
36236	13.5 to 30.2 feet	Cross Slope (PAR)	4.0-5.0%	6 ft	92	SF	$120	**$11,022**
47820	27.2 to 28.2 feet	**Vertical Change**	-.4	6 ft	6	REF		
36239	32.8 to 45.3 feet	Cross Slope (PAR)	3.0-4.0%	6 ft	69	SF	$120	**$8,250**
51363	46.5 to 47.5 feet	**Vertical Change**	-.3	6 ft	6	LF	$75	**$413**
36241	50.0 to 60.8 feet	Cross Slope (PAR)	7.0-8.0%	6 ft	59	SF	$120	**$7,128**
36243	63.0 to 67.3 feet	Cross Slope (PAR)	7.0-8.0%	6 ft	24	SF	$120	**$2,838**
51364	65.9 to 66.9 feet	**Vertical Change**	-.3	6 ft	6	REF		
36245	67.3 to 80.8 feet	Cross Slope (PAR)	5.0-6.0%	6 ft	74	SF	$120	**$8,910**
56874	67.8 to 68.8 feet	**Vertical Change**	.5	6 ft	6	REF		
45433	82.1 to 83.1 feet	**Vertical Change**	-.5	6 ft	6	SF	$75	**$413**
36248	83.8 to 84.9 feet	Cross Slope (PAR)	2.0-3.0%	6 ft	6	SF	$120	**$726**
60162	86.3 to 109.3 feet	Driveway				REF		
36249	88.5 to 91.2 feet	**Cross Slope (Driveway)**	2.0-3.0%	6 ft	15	SF	$40	**$594**
36250	103.6 to 109.4 feet	**Cross Slope (Driveway)**	3.0-4.0%	6 ft	32	SF	$40	**$1,276**
36252	111.9 to 114.0 feet	Cross Slope (PAR)	5.0-6.0%	6 ft	12	SF	$120	**$1,386**
36253	114.8 to 123.6 feet	Cross Slope (PAR)	3.0-4.0%	6 ft	48	SF	$120	**$5,808**
36257	124.3 to 131.3 feet	Cross Slope (PAR)	5.0-6.0%	6 ft	39	SF	$120	**$4,620**
36260	132.1 to 134.3 feet	Cross Slope (PAR)	3.0-4.0%	6 ft	12	SF	$120	**$1,452**
60163	134.5 to 154.4 feet	Driveway				REF		
36261	135.0 to 136.3 feet	**Cross Slope (Driveway)**	2.0-3.0%	6 ft	7	SF	$40	**$286**
36262	141.0 to 142.3 feet	**Cross Slope (Driveway)**	10.0-11.0%	6 ft	7	SF	$40	**$286**
36263	142.8 to 146.4 feet	**Cross Slope (Driveway)**	8.0-9.0%	6 ft	20	SF	$40	**$792**
36265	146.4 to 149.6 feet	**Cross Slope (Driveway)**	10.0-11.0%	6 ft	18	SF	$40	**$704**
36267	153.4 to 154.5 feet	**Cross Slope (Driveway)**	9.0-10.0%	6 ft	6	SF	$40	**$242**
36268	157.6 to 160.8 feet	Cross Slope (PAR)	2.0-3.0%	6 ft	18	SF	$120	**$2,112**

Funding Source: TBD **Year to be Completed** TBD

Street Side	Run ID	Survey Street Name	Starting Street Name	End Street Name	Priority
NE	51909261009	5TH ST	LAKE AVE	MONTEREY AVE	109

ID	Dist. from Corner	Barrier Type	As-is Measurement/Notes	Sidewalk Width	Qty	Unit	Cost	Total
60164	159.0 to 176.3 feet	Driveway				REF		
36269	165.5 to 169.3 feet	Cross Slope (Driveway)	7.0-8.0%	6 ft	21	SF	$40	**$836**
36271	169.3 to 171.1 feet	Cross Slope (Driveway)	9.0-10.0%	6 ft	10	SF	$40	**$396**
36272	171.8 to 176.3 feet	Cross Slope (Driveway)	7.0-8.0%	6 ft	25	SF	$40	**$990**
36275	176.3 to 177.6 feet	Cross Slope (Driveway)	5.0-6.0%	6 ft	7	SF	$40	**$286**
36276	196.8 to 202.5 feet	Cross Slope (PAR)	3.0-4.0%	6 ft	31	SF	$120	**$3,762**
60165	203.5 to 223.4 feet	Driveway				REF		
36278	204.9 to 207.3 feet	Cross Slope (Driveway)	2.0-3.0%	6 ft	13	SF	$40	**$528**
55762	220.7 to 221.7 feet	Vertical Change	.3	6 ft	6	REF		
36279	224.9 to 226.3 feet	Cross Slope (PAR)	6.0-7.0%	6 ft	8	SF	$120	**$924**
36280	226.3 to 227.5 feet	Cross Slope (PAR)	5.0-6.0%	6 ft	7	SF	$120	**$792**
36281	231.1 to 233.2 feet	Cross Slope (PAR)	5.0-6.0%	6 ft	12	SF	$120	**$1,386**
36282	235.6 to 244.3 feet	Cross Slope (PAR)	3.0-4.0%	6 ft	48	SF	$120	**$5,742**
36285	252.9 to 283.9 feet	Cross Slope (PAR)	2.0-3.0%	6 ft	170	SF	$120	**$20,460**
36293	283.9 to 292.1 feet	Cross Slope (PAR)	4.0-5.0%	6 ft	45	SF	$120	**$5,412**
56539	290.6 to 291.6 feet	Vertical Change	.4	6 ft	6	REF		
36296	292.8 to 295.9 feet	Cross Slope (PAR)	2.0-3.0%	6 ft	17	SF	$120	**$2,046**

TOTAL COST FOR: NE *side of* **5TH ST** *Starting at:* **LAKE AVE** **$108,047.50**

Funding Source: TBD **Year to be Completed** TBD

Street Side	Run ID	Survey Street Name	Starting Street Name	End Street Name	Priority
NE	51909261011	5TH ST	MONTEREY AVE	SONOMA AVE	97.25

ID	Dist. from Corner	Barrier Type	As-is Measurement/Notes	Sidewalk Width	Qty	Unit	Cost	Total
51365	0.9 to 1.9 feet	Vertical Change	-.3	6 ft	6	LF	$75	$413
51366	14.8 to 15.8 feet	Vertical Change	-.3	6 ft	6	LF	$75	$413
36298	18.9 to 22.5 feet	Cross Slope (PAR)	2.0-3.0%	6 ft	20	SF	$120	$2,376
182	22.8 to 23.8 feet	Continuous Width		6 ft	6	SF	$120	$660
36299	27.6 to 30.8 feet	Cross Slope (PAR)	2.0-3.0%	6 ft	18	SF	$120	$2,112
57368	34.6 to 35.6 feet	Vertical Change	1	6 ft	6	SF	$75	$413
36300	36.3 to 40.3 feet	Cross Slope (PAR)	2.0-3.0%	6 ft	22	SF	$120	$2,640
36303	49.5 to 55.4 feet	Cross Slope (PAR)	2.0-3.0%	6 ft	32	SF	$120	$3,894
51367	68.0 to 69.0 feet	Vertical Change	-.3	6 ft	6	LF	$75	$413
56540	77.0 to 78.0 feet	Vertical Change	.4	6 ft	6	LF	$75	$413
36305	80.8 to 81.9 feet	Cross Slope (PAR)	2.0-3.0%	6 ft	6	SF	$120	$726
60166	81.2 to 109.0 feet	Driveway				REF		
36306	88.4 to 98.3 feet	Cross Slope (Driveway)	2.0-3.0%	6 ft	54	SF	$40	$2,178
36310	99.2 to 103.3 feet	Cross Slope (Driveway)	4.0-5.0%	6 ft	23	SF	$40	$902
36312	116.2 to 117.8 feet	Cross Slope (PAR)	5.0-6.0%	6 ft	9	SF	$120	$1,056
36313	119.2 to 120.3 feet	Cross Slope (PAR)	3.0-4.0%	6 ft	6	SF	$120	$726
36314	122.3 to 131.6 feet	Cross Slope (PAR)	2.0-3.0%	6 ft	51	SF	$120	$6,138
60167	135.3 to 159.5 feet	Driveway				REF		
36317	142.4 to 147.2 feet	Cross Slope (Driveway)	6.0-7.0%	6 ft	26	SF	$40	$1,056
36319	149.0 to 151.1 feet	Cross Slope (Driveway)	5.0-6.0%	6 ft	12	SF	$40	$462
36320	152.1 to 158.0 feet	Cross Slope (Driveway)	6.0-7.0%	6 ft	32	SF	$40	$1,298
41075	158.5 to 159.9 feet	Running Slope	6.0-7.0%	6 ft	8	REF		
36321	164.8 to 168.3 feet	Cross Slope (PAR)	2.0-3.0%	6 ft	19	SF	$120	$2,310
36323	169.2 to 171.6 feet	Cross Slope (PAR)	4.0-5.0%	6 ft	13	SF	$120	$1,584
36324	174.5 to 176.2 feet	Cross Slope (PAR)	3.0-4.0%	6 ft	9	SF	$120	$1,122
60168	177.8 to 228.2 feet	Driveway				REF		
36325	178.4 to 180.8 feet	Cross Slope (Driveway)	2.0-3.0%	6 ft	13	SF	$40	$528
36326	190.9 to 193.8 feet	Cross Slope (Driveway)	2.0-3.0%	6 ft	16	SF	$40	$638

Funding Source: TBD **Year to be Completed** TBD

Street Side	Run ID	Survey Street Name	Starting Street Name	End Street Name	Priority
NE	51909261011	5TH ST	MONTEREY AVE	SONOMA AVE	97.25

ID	Dist. from Corner	Barrier Type	As-is Measurement/Notes	Sidewalk Width	Qty	Unit	Cost	Total
36327	198.0 to 205.0 feet	Cross Slope (Driveway)	2.0-3.0%	6 ft	39	SF	$40	**$1,540**
36329	213.9 to 219.8 feet	Cross Slope (Driveway)	2.0-3.0%	6 ft	32	SF	$40	**$1,298**
36330	237.4 to 241.7 feet	Cross Slope (PAR)	4.0-5.0%	6 ft	24	SF	$120	**$2,838**
36332	245.6 to 248.7 feet	Cross Slope (PAR)	4.0-5.0%	6 ft	17	SF	$120	**$2,046**
36334	249.4 to 257.0 feet	Cross Slope (PAR)	6.0-7.0%	6 ft	42	SF	$120	**$5,016**
36336	257.0 to 267.3 feet	Cross Slope (PAR)	5.0-6.0%	6 ft	57	SF	$120	**$6,798**
36340	267.3 to 272.2 feet	Cross Slope (PAR)	3.0-4.0%	6 ft	27	SF	$120	**$3,234**
56541	269.8 to 270.8 feet	Vertical Change	.4	6 ft	6	REF		
36342	277.8 to 281.6 feet	Cross Slope (PAR)	2.0-3.0%	6 ft	21	SF	$120	**$2,508**
36344	285.2 to 295.0 feet	Cross Slope (PAR)	2.0-3.0%	6 ft	54	SF	$120	**$6,468**

TOTAL COST FOR: NE *side of* **5TH ST** *Starting at:* **MONTEREY AVE** **$66,214.50**

Funding Source: TBD **Year to be Completed** TBD

Street Side	Run ID	Survey Street Name	Starting Street Name	End Street Name	Priority
SW	51909261021	5TH ST	MONTEREY AVE	RIVERSIDE AVE	90

ID	Dist. from Corner	Barrier Type	As-is Measurement/Notes	Sidewalk Width	Qty	Unit	Cost	Total
56877	0.4 to 1.4 feet	Vertical Change	.5	6 ft	6	SF	$75	$413
36485	2.8 to 6.9 feet	Cross Slope (PAR)	2.0-3.0%	6 ft	23	SF	$120	$2,706
36487	17.1 to 56.8 feet	Cross Slope (PAR)	2.0-3.0%	6 ft	218	SF	$120	$26,202
36501	61.2 to 63.4 feet	Cross Slope (PAR)	3.0-4.0%	6 ft	12	SF	$120	$1,452
36502	73.8 to 74.9 feet	Cross Slope (PAR)	2.0-3.0%	6 ft	6	SF	$120	$726
51375	90.6 to 91.6 feet	Vertical Change	-.3	6 ft	6	LF	$75	$413
36503	94.9 to 120.5 feet	Cross Slope (PAR)	2.0-3.0%	6 ft	141	SF	$120	$16,896
36508	132.2 to 136.1 feet	Cross Slope (PAR)	2.0-3.0%	6 ft	21	SF	$120	$2,574
36509	138.2 to 162.7 feet	Cross Slope (PAR)	2.0-3.0%	6 ft	135	SF	$120	$16,170
51376	192.6 to 193.6 feet	Vertical Change	-.3	6 ft	6	LF	$75	$413
36513	194.3 to 198.7 feet	Cross Slope (PAR)	2.0-3.0%	6 ft	24	SF	$120	$2,904
36514	208.9 to 210.9 feet	Cross Slope (PAR)	2.0-3.0%	6 ft	11	SF	$120	$1,320
36515	213.5 to 217.2 feet	Cross Slope (PAR)	2.0-3.0%	6 ft	20	SF	$120	$2,442
36516	226.4 to 231.3 feet	Cross Slope (PAR)	2.0-3.0%	6 ft	27	SF	$120	$3,234
51377	231.6 to 232.6 feet	Vertical Change	-.3	6 ft	6	LF	$75	$413
57542	233.5 to 234.5 feet	Vertical Change	2.1	6 ft	6	SF	$75	$413
36517	240.8 to 244.0 feet	Cross Slope (PAR)	2.0-3.0%	6 ft	18	SF	$120	$2,112
51378	276.3 to 277.3 feet	Vertical Change	-.3	6 ft	6	LF	$75	$413
36518	312.6 to 335.6 feet	Cross Slope (PAR)	2.0-3.0%	6 ft	126	SF	$120	$15,180
55777	329.0 to 330.0 feet	Vertical Change	.3	6 ft	6	REF		
55778	343.8 to 344.8 feet	Vertical Change	.3	6 ft	6	LF	$75	$413
51379	399.0 to 400.0 feet	Vertical Change	-.3	6 ft	6	LF	$75	$413
36523	417.3 to 418.3 feet	Cross Slope (PAR)	2.0-3.0%	6 ft	6	SF	$120	$660
36524	422.8 to 444.3 feet	Cross Slope (PAR)	2.0-3.0%	6 ft	118	SF	$120	$14,190
60177	426.5 to 449.3 feet	Driveway				REF		
56549	438.8 to 439.8 feet	Vertical Change	.4	6 ft	6	REF		
36529	454.5 to 458.7 feet	Cross Slope (PAR)	2.0-3.0%	6 ft	23	SF	$120	$2,772
60178	492.2 to 509.2 feet	Driveway				REF		

Funding Source: TBD **Year to be Completed** TBD

Street Side	Run ID	Survey Street Name	Starting Street Name	End Street Name	Priority
SW	51909261021	5TH ST	MONTEREY AVE	RIVERSIDE AVE	90

ID	Dist. from Corner	Barrier Type	As-is Measurement/Notes	Sidewalk Width	Qty	Unit	Cost	Total
36531	495.9 to 502.3 feet	Cross Slope (Driveway)	2.0-3.0%	6 ft	35	SF	$40	$1,408
36533	513.2 to 523.8 feet	Cross Slope (PAR)	2.0-3.0%	6 ft	58	SF	$120	$6,996
60179	514.5 to 537.8 feet	Driveway				REF		
36536	532.2 to 536.9 feet	Cross Slope (Driveway)	2.0-3.0%	6 ft	26	SF	$40	$1,034
36538	539.3 to 556.0 feet	Cross Slope (PAR)	2.0-3.0%	6 ft	92	SF	$120	$11,022
36544	574.8 to 576.4 feet	Cross Slope (PAR)	2.0-3.0%	6 ft	9	SF	$120	$1,056
36545	585.5 to 586.9 feet	Cross Slope (PAR)	2.0-3.0%	6 ft	8	SF	$120	$924
36546	598.3 to 601.9 feet	Cross Slope (PAR)	2.0-3.0%	6 ft	20	SF	$120	$2,376
36548	605.8 to 613.9 feet	Cross Slope (PAR)	2.0-3.0%	6 ft	45	SF	$120	$5,346
36550	616.1 to 629.9 feet	Cross Slope (PAR)	2.0-3.0%	6 ft	76	SF	$120	$9,108
36554	633.6 to 635.4 feet	Cross Slope (PAR)	2.0-3.0%	6 ft	10	SF	$120	$1,188
36555	638.5 to 639.9 feet	Cross Slope (PAR)	3.0-4.0%	6 ft	8	SF	$120	$924
36556	644.0 to 648.6 feet	Cross Slope (PAR)	2.0-3.0%	6 ft	25	SF	$120	$3,036
55779	650.6 to 651.6 feet	Vertical Change	.3	6 ft	6	LF	$75	$413

TOTAL COST FOR: SW *side of* **5TH ST** *Starting at:* **MONTEREY AVE** **$159,670.50**

Funding Source: TBD **Year to be Completed** TBD

Street Side	Run ID	Survey Street Name	Starting Street Name	End Street Name	Priority
NE	1909261139	5TH ST	ORANGE AVE	TRINITY AVE	71

ID	Dist. from Corner	Barrier Type	As-is Measurement/Notes	Sidewalk Width	Qty	Unit	Cost	Total
26360	3.3 to 41.3 feet	Cross Slope (PAR)	2.0-3.0%	5 ft	190	SF	$120	**$22,800**
26371	41.8 to 48.7 feet	Cross Slope (PAR)	4.0-5.0%	5 ft	35	SF	$120	**$4,140**
26373	50.2 to 78.8 feet	Cross Slope (PAR)	2.0-3.0%	5 ft	143	SF	$120	**$17,160**
26379	79.6 to 92.8 feet	Cross Slope (PAR)	4.0-5.0%	5 ft	66	SF	$120	**$7,920**
26383	92.8 to 99.6 feet	Cross Slope (PAR)	2.0-3.0%	5 ft	34	SF	$120	**$4,080**
26384	111.3 to 114.4 feet	Cross Slope (PAR)	2.0-3.0%	5 ft	16	SF	$120	**$1,860**
55220	115.0 to 116.0 feet	**Vertical Change**	.3	5 ft	5	LF	$75	**$375**
26385	118.7 to 119.7 feet	Cross Slope (PAR)	3.0-4.0%	5 ft	5	SF	$120	**$600**
26386	121.3 to 143.5 feet	Cross Slope (PAR)	2.0-3.0%	5 ft	111	SF	$120	**$13,320**
59519	139.9 to 167.5 feet	Driveway				REF		
26392	154.6 to 157.1 feet	**Cross Slope (Driveway)**	2.0-3.0%	5 ft	13	SF	$40	**$500**
26393	165.6 to 168.4 feet	**Cross Slope (Driveway)**	2.0-3.0%	5 ft	14	SF	$40	**$560**
26394	172.5 to 175.9 feet	Cross Slope (PAR)	2.0-3.0%	5 ft	17	SF	$120	**$2,040**
26396	181.8 to 184.9 feet	Cross Slope (PAR)	2.0-3.0%	5 ft	16	SF	$120	**$1,860**
59520	183.8 to 198.3 feet	Driveway				REF		
26397	209.0 to 233.1 feet	Cross Slope (PAR)	2.0-3.0%	5 ft	121	SF	$120	**$14,460**
26402	239.7 to 241.9 feet	Cross Slope (PAR)	2.0-3.0%	5 ft	11	SF	$120	**$1,320**
26404	259.4 to 271.8 feet	Cross Slope (PAR)	2.0-3.0%	5 ft	62	SF	$120	**$7,440**
26406	275.6 to 293.5 feet	Cross Slope (PAR)	2.0-3.0%	5 ft	89	SF	$120	**$10,740**
26407	300.8 to 304.8 feet	Cross Slope (PAR)	2.0-3.0%	5 ft	20	SF	$120	**$2,400**

TOTAL COST FOR: NE *side of* **5TH ST** *Starting at:* **ORANGE AVE** **$113,575.00**

Funding Source: TBD **Year to be Completed** TBD

Street Side	Run ID	Survey Street Name	Starting Street Name	End Street Name	Priority
SW	1909261154	5TH ST	ORANGE AVE	HUMBOLDT AVE	97.25

ID	Dist. from Corner	Barrier Type	As-is Measurement/Notes	Sidewalk Width	Qty	Unit	Cost	Total
26151	3.1 to 12.6 feet	Cross Slope (PAR)	2.0-3.0%	5 ft	48	SF	$120	**$5,700**
26152	16.2 to 74.8 feet	Cross Slope (PAR)	2.0-3.0%	5 ft	293	SF	$120	**$35,160**
59508	72.1 to 95.3 feet	Driveway				REF		
26166	88.4 to 141.4 feet	**Cross Slope (Driveway)**	2.0-3.0%	5 ft	265	SF	$40	**$10,600**
59509	140.8 to 164.2 feet	Driveway				REF		
26179	144.3 to 145.5 feet	**Cross Slope (Driveway)**	9.0-10.0%	5 ft	6	SF	$40	**$240**
26180	146.7 to 149.6 feet	**Cross Slope (Driveway)**	6.0-7.0%	5 ft	15	SF	$40	**$580**
26181	149.6 to 153.5 feet	**Cross Slope (Driveway)**	5.0-6.0%	5 ft	20	SF	$40	**$780**
26183	153.5 to 160.1 feet	**Cross Slope (Driveway)**	6.0-7.0%	5 ft	33	SF	$40	**$1,320**
26186	161.2 to 162.2 feet	**Cross Slope (Driveway)**	9.0-10.0%	5 ft	5	SF	$40	**$200**
40774	162.0 to 164.0 feet	Running Slope	5.0-6.0%	5 ft	10	REF		
26187	165.3 to 167.7 feet	Cross Slope (PAR)	2.0-3.0%	5 ft	12	SF	$120	**$1,440**
26188	170.4 to 203.4 feet	Cross Slope (PAR)	2.0-3.0%	5 ft	165	SF	$120	**$19,800**
55210	200.8 to 201.8 feet	**Vertical Change**	.3	5 ft	5	REF		
26189	206.7 to 219.7 feet	Cross Slope (PAR)	2.0-3.0%	5 ft	65	SF	$120	**$7,800**
26192	223.4 to 260.9 feet	Cross Slope (PAR)	2.0-3.0%	5 ft	187	SF	$120	**$22,500**
26199	266.3 to 276.6 feet	Cross Slope (PAR)	2.0-3.0%	5 ft	52	SF	$120	**$6,180**
26200	283.7 to 301.3 feet	Cross Slope (PAR)	2.0-3.0%	5 ft	88	SF	$120	**$10,560**

TOTAL COST FOR: SW *side of* **5TH ST** *Starting at:* **ORANGE AVE** **$122,860.00**

Funding Source: TBD **Year to be Completed** TBD

Street Side	Run ID	Survey Street Name	Starting Street Name	End Street Name	Priority
NE	51909261007	5TH ST	RIVERSIDE AVE	LAKE AVE	117

ID	Dist. from Corner	Barrier Type	As-is Measurement/Notes	Sidewalk Width	Qty	Unit	Cost	Total
36185	2.6 to 14.7 feet	Cross Slope (PAR)	2.0-3.0%	6 ft	67	SF	$120	**$7,986**
55759	5.8 to 6.8 feet	**Vertical Change**	.3	6 ft	6	REF		
36189	38.8 to 41.3 feet	Cross Slope (PAR)	2.0-3.0%	6 ft	14	SF	$120	**$1,650**
36191	43.8 to 50.4 feet	Cross Slope (PAR)	2.0-3.0%	6 ft	36	SF	$120	**$4,356**
57682	50.1 to 51.1 feet	**Vertical Change**	3.6	6 ft	6	REF		
36194	50.4 to 54.5 feet	Cross Slope (PAR)	4.0-5.0%	6 ft	23	SF	$120	**$2,706**
56872	53.1 to 54.1 feet	**Vertical Change**	.5	6 ft	6	REF		
60158	57.3 to 66.3 feet	Driveway				REF		
36196	67.0 to 74.8 feet	Cross Slope (PAR)	2.0-3.0%	6 ft	43	SF	$120	**$5,148**
60159	75.1 to 89.2 feet	Driveway				REF		
47818	75.4 to 76.4 feet	**Vertical Change**	-.4	6 ft	6	REF		
36200	92.0 to 93.8 feet	Cross Slope (PAR)	5.0-6.0%	6 ft	10	SF	$120	**$1,188**
36201	95.3 to 96.4 feet	Cross Slope (PAR)	2.0-3.0%	6 ft	6	SF	$120	**$726**
36202	110.2 to 111.6 feet	Cross Slope (PAR)	2.0-3.0%	6 ft	8	SF	$120	**$924**
55760	111.7 to 112.7 feet	**Vertical Change**	.3	6 ft	6	LF	$75	**$413**
36203	117.8 to 118.8 feet	Cross Slope (PAR)	2.0-3.0%	6 ft	6	SF	$120	**$660**
36204	124.1 to 127.5 feet	Cross Slope (PAR)	2.0-3.0%	6 ft	19	SF	$120	**$2,244**
60160	130.7 to 153.2 feet	Driveway				REF		
47819	131.3 to 132.3 feet	**Vertical Change**	-.4	6 ft	6	REF		
36205	139.6 to 152.7 feet	**Cross Slope (Driveway)**	6.0-7.0%	6 ft	72	SF	$40	**$2,882**
36210	158.3 to 164.8 feet	Cross Slope (PAR)	2.0-3.0%	6 ft	36	SF	$120	**$4,290**
36213	164.8 to 192.1 feet	Cross Slope (PAR)	4.0-5.0%	6 ft	150	SF	$120	**$18,018**
60161	191.3 to 202.9 feet	Driveway				REF		
36219	199.0 to 204.1 feet	**Cross Slope (Driveway)**	10.0-11.0%	6 ft	28	SF	$40	**$1,122**
36220	209.4 to 212.9 feet	Cross Slope (PAR)	2.0-3.0%	6 ft	19	SF	$120	**$2,310**
36222	213.7 to 220.8 feet	Cross Slope (PAR)	4.0-5.0%	6 ft	39	SF	$120	**$4,686**
36225	223.8 to 224.8 feet	Cross Slope (PAR)	3.0-4.0%	6 ft	6	SF	$120	**$660**
36226	226.7 to 238.0 feet	Cross Slope (PAR)	2.0-3.0%	6 ft	62	SF	$120	**$7,458**
36229	273.6 to 281.6 feet	Cross Slope (PAR)	2.0-3.0%	6 ft	44	SF	$120	**$5,280**

Funding Source: TBD **Year to be Completed** TBD

Street Side	Run ID	Survey Street Name	Starting Street Name	End Street Name	Priority
NE	51909261007	5TH ST	RIVERSIDE AVE	LAKE AVE	117

ID	Dist. from Corner	Barrier Type	As-is Measurement/Notes	Sidewalk Width	Qty	Unit	Cost	Total
41244	282.0 to 283.0 feet	Vertical Change	-1.9	6 ft	6	SF	$75	**$413**
36230	285.1 to 286.6 feet	Cross Slope (PAR)	>15%	6 ft	8	SF	$120	**$990**
57277	287.0 to 288.0 feet	Vertical Change	.8	6 ft	6	SF	$75	**$413**
36231	290.3 to 291.8 feet	Cross Slope (PAR)	4.0-5.0%	6 ft	8	SF	$120	**$990**
55761	290.7 to 291.7 feet	Vertical Change	.3	6 ft	6	REF		

TOTAL COST FOR: NE *side of* **5TH ST** *Starting at:* **RIVERSIDE AVE** **$77,511.50**

Funding Source: TBD **Year to be Completed** TBD

Street Side	Run ID	Survey Street Name	Starting Street Name	End Street Name	Priority
SW	51909261023	5TH ST	RIVERSIDE AVE	KINGS AVE	87.5

ID	Dist. from Corner	Barrier Type	As-is Measurement/Notes	Sidewalk Width	Qty	Unit	Cost	Total
36557	0.0 to 4.3 feet	Cross Slope (PAR)	2.0-3.0%	6 ft	24	SF	$120	**$2,838**
36558	33.3 to 42.1 feet	Cross Slope (PAR)	2.0-3.0%	6 ft	48	SF	$120	**$5,808**
51380	40.8 to 41.8 feet	**Vertical Change**	-.3	6 ft	6	REF		
36562	47.8 to 52.0 feet	Cross Slope (PAR)	2.0-3.0%	6 ft	23	SF	$120	**$2,772**
36564	52.0 to 54.2 feet	Cross Slope (PAR)	4.0-5.0%	6 ft	12	SF	$120	**$1,452**
36565	56.7 to 61.3 feet	Cross Slope (PAR)	2.0-3.0%	6 ft	25	SF	$120	**$3,036**
36567	63.4 to 66.7 feet	Cross Slope (PAR)	3.0-4.0%	6 ft	18	SF	$120	**$2,178**
36569	67.0 to 78.1 feet	Cross Slope (PAR)	2.0-3.0%	6 ft	61	SF	$120	**$7,326**
60180	68.5 to 85.4 feet	Driveway				REF		
55780	70.4 to 71.4 feet	**Vertical Change**	.3	6 ft	6	REF		
36573	81.8 to 83.1 feet	**Cross Slope (Driveway)**	2.0-3.0%	6 ft	7	SF	$40	**$286**
36574	95.4 to 105.9 feet	Cross Slope (PAR)	2.0-3.0%	6 ft	58	SF	$120	**$6,930**
36577	108.9 to 119.4 feet	Cross Slope (PAR)	2.0-3.0%	6 ft	58	SF	$120	**$6,930**
36579	123.2 to 135.9 feet	Cross Slope (PAR)	2.0-3.0%	6 ft	70	SF	$120	**$8,382**
60181	134.5 to 153.4 feet	Driveway				REF		
36582	146.7 to 150.3 feet	**Cross Slope (Driveway)**	2.0-3.0%	6 ft	20	SF	$40	**$792**
36584	163.0 to 166.3 feet	Cross Slope (PAR)	2.0-3.0%	6 ft	18	SF	$120	**$2,178**
60182	163.9 to 181.4 feet	Driveway				REF		
36585	172.3 to 181.0 feet	**Cross Slope (Driveway)**	2.0-3.0%	6 ft	48	SF	$40	**$1,914**
36587	182.0 to 193.5 feet	Cross Slope (PAR)	4.0-5.0%	6 ft	63	SF	$120	**$7,590**
36591	196.0 to 198.3 feet	Cross Slope (PAR)	5.0-6.0%	6 ft	13	SF	$120	**$1,518**
36592	201.2 to 223.8 feet	Cross Slope (PAR)	2.0-3.0%	6 ft	124	SF	$120	**$14,916**
36600	227.7 to 228.7 feet	Cross Slope (PAR)	2.0-3.0%	6 ft	6	SF	$120	**$660**
36601	235.3 to 244.5 feet	Cross Slope (PAR)	3.0-4.0%	6 ft	51	SF	$120	**$6,072**
36604	246.6 to 256.4 feet	Cross Slope (PAR)	2.0-3.0%	6 ft	54	SF	$120	**$6,468**
51381	249.0 to 250.0 feet	**Vertical Change**	-.3	6 ft	6	LF	$75	**$413**
36607	256.9 to 272.1 feet	Cross Slope (PAR)	4.0-5.0%	6 ft	84	SF	$120	**$10,032**
36613	273.8 to 290.2 feet	Cross Slope (PAR)	2.0-3.0%	6 ft	90	SF	$120	**$10,824**

TOTAL COST FOR: SW *side of* **5TH ST** *Starting at:* **RIVERSIDE AVE** **$111,314.50**

Funding Source: TBD **Year to be Completed** TBD

Street Side	Run ID	Survey Street Name	Starting Street Name	End Street Name	Priority
NE	51909251455	5TH ST	ROBERTSON BLVD	KINGS AVE	87.25

ID	Dist. from Corner	Barrier Type	As-is Measurement/Notes	Sidewalk Width	Qty	Unit	Cost	Total
51340	2.3 to 3.3 feet	Vertical Change	-.3	10 ft	10	REF		
35603	3.1 to 5.8 feet	Cross Slope (PAR)	2.0-3.0%	10 ft	27	SF	$120	**$3,240**
55726	5.2 to 6.2 feet	Vertical Change	.3	10 ft	10	REF		
35604	8.0 to 16.7 feet	Cross Slope (PAR)	2.0-3.0%	10 ft	87	SF	$120	**$10,440**
35608	20.3 to 21.7 feet	Cross Slope (PAR)	3.0-4.0%	10 ft	14	SF	$120	**$1,680**
35609	27.8 to 30.1 feet	Cross Slope (PAR)	2.0-3.0%	10 ft	23	SF	$120	**$2,760**
35610	35.8 to 50.6 feet	Cross Slope (PAR)	2.0-3.0%	10 ft	148	SF	$120	**$17,760**
35615	63.0 to 75.7 feet	Cross Slope (PAR)	2.0-3.0%	10 ft	127	SF	$120	**$15,240**
35617	86.3 to 87.3 feet	Cross Slope (PAR)	2.0-3.0%	10 ft	10	SF	$120	**$1,200**
60133	135.1 to 153.8 feet	Driveway				REF		
35618	139.8 to 143.9 feet	Cross Slope (Driveway)	3.0-4.0%	10 ft	41	SF	$40	**$1,640**
35620	144.9 to 146.2 feet	Cross Slope (Driveway)	2.0-3.0%	10 ft	13	SF	$40	**$520**
35621	152.0 to 154.0 feet	Cross Slope (Driveway)	2.0-3.0%	10 ft	20	SF	$40	**$800**
41070	154.9 to 156.1 feet	Running Slope	5.0-6.0%	10 ft	12	SF	$120	**$1,440**
35622	179.6 to 200.6 feet	Cross Slope (PAR)	2.0-3.0%	10 ft	210	SF	$120	**$25,200**
35627	204.1 to 247.5 feet	Cross Slope (PAR)	2.0-3.0%	10 ft	434	SF	$120	**$52,080**
35638	249.4 to 254.3 feet	Cross Slope (PAR)	4.0-5.0%	10 ft	49	SF	$120	**$5,880**
55727	257.1 to 258.1 feet	Vertical Change	.3	10 ft	10	REF		
35640	257.3 to 289.8 feet	Cross Slope (PAR)	2.0-3.0%	10 ft	325	SF	$120	**$39,000**
45428	277.2 to 278.2 feet	Vertical Change	-.5	10 ft	10	REF		
35648	292.5 to 296.3 feet	Cross Slope (PAR)	2.0-3.0%	10 ft	38	SF	$120	**$4,560**

TOTAL COST FOR: NE *side of* **5TH ST** *Starting at:* **ROBERTSON BLVD** **$183,440.00**

Funding Source: TBD **Year to be Completed** TBD

Street Side	Run ID	Survey Street Name	Starting Street Name	End Street Name	Priority
SW	1909261148	5TH ST	ROBERTSON BLVD	TRINITY AVE	78.5

ID	Dist. from Corner	Barrier Type	As-is Measurement/Notes	Sidewalk Width	Qty	Unit	Cost	Total
26274	0.0 to 2.8 feet	Cross Slope (PAR)	5.0-6.0%	5 ft	14	SF	$120	**$1,680**
26276	2.8 to 4.7 feet	Cross Slope (PAR)	3.0-4.0%	5 ft	10	SF	$120	**$1,140**
26277	4.9 to 8.8 feet	Cross Slope (PAR)	2.0-3.0%	5 ft	20	SF	$120	**$2,340**
26278	11.1 to 20.8 feet	Cross Slope (PAR)	2.0-3.0%	5 ft	49	SF	$120	**$5,820**
55214	19.6 to 20.6 feet	**Vertical Change**	.3	5 ft	5	REF		
26283	23.3 to 32.9 feet	Cross Slope (PAR)	4.0-5.0%	5 ft	48	SF	$120	**$5,760**
26286	35.0 to 49.4 feet	Cross Slope (PAR)	3.0-4.0%	5 ft	72	SF	$120	**$8,640**
26290	49.7 to 57.7 feet	Cross Slope (PAR)	2.0-3.0%	5 ft	40	SF	$120	**$4,800**
59511	54.0 to 77.2 feet	Driveway				REF		
26293	61.4 to 65.1 feet	**Cross Slope (Driveway)**	2.0-3.0%	5 ft	18	SF	$40	**$740**
26294	69.3 to 85.7 feet	**Cross Slope (Driveway)**	2.0-3.0%	5 ft	82	SF	$40	**$3,280**
26297	88.5 to 94.6 feet	Cross Slope (PAR)	2.0-3.0%	5 ft	31	SF	$120	**$3,660**
26299	99.5 to 102.2 feet	Cross Slope (PAR)	2.0-3.0%	5 ft	14	SF	$120	**$1,620**
26300	104.9 to 125.3 feet	Cross Slope (PAR)	2.0-3.0%	5 ft	102	SF	$120	**$12,240**
59512	108.3 to 130.0 feet	Driveway				REF		
26303	133.1 to 140.3 feet	Cross Slope (PAR)	2.0-3.0%	5 ft	36	SF	$120	**$4,320**
55215	140.8 to 141.8 feet	**Vertical Change**	.3	5 ft	5	LF	$75	**$375**
59513	145.9 to 162.8 feet	Driveway				REF		
26305	148.0 to 152.6 feet	**Cross Slope (Driveway)**	2.0-3.0%	5 ft	23	SF	$40	**$920**
26306	156.7 to 161.7 feet	**Cross Slope (Driveway)**	2.0-3.0%	5 ft	25	SF	$40	**$1,000**
26307	181.1 to 183.9 feet	Cross Slope (PAR)	2.0-3.0%	5 ft	14	SF	$120	**$1,680**
26308	187.6 to 194.5 feet	Cross Slope (PAR)	2.0-3.0%	5 ft	35	SF	$120	**$4,140**
26310	203.5 to 210.9 feet	Cross Slope (PAR)	2.0-3.0%	5 ft	37	SF	$120	**$4,440**
59514	214.3 to 239.3 feet	Driveway				REF		
26311	234.2 to 238.8 feet	**Cross Slope (Driveway)**	2.0-3.0%	5 ft	23	SF	$40	**$920**
26313	257.4 to 267.9 feet	Cross Slope (PAR)	2.0-3.0%	5 ft	53	SF	$120	**$6,300**
26314	274.1 to 279.1 feet	Cross Slope (PAR)	2.0-3.0%	5 ft	25	SF	$120	**$3,000**
26316	283.8 to 291.6 feet	Cross Slope (PAR)	2.0-3.0%	5 ft	39	SF	$120	**$4,680**
26318	303.1 to 305.5 feet	Cross Slope (PAR)	2.0-3.0%	5 ft	12	SF	$120	**$1,440**

Funding Source: TBD **Year to be Completed** TBD

Street Side	Run ID	Survey Street Name	Starting Street Name	End Street Name	Priority
SW	1909261148	5TH ST	ROBERTSON BLVD	TRINITY AVE	78.5

ID	Dist. from Corner	Barrier Type	As-is Measurement/Notes	Sidewalk Width	Qty	Unit	Cost	Total
TOTAL COST FOR: SW	*side of* **5TH ST**	*Starting at:* **ROBERTSON BLVD**						**$84,935.00**

Funding Source: TBD **Year to be Completed** TBD

Street Side	Run ID	Survey Street Name	Starting Street Name	End Street Name	Priority
NE	1909261125	5TH ST	SIDEWALK BEGINS	COLUSA AVE	61.5

ID	Dist. from Corner	Barrier Type	As-is Measurement/Notes	Sidewalk Width	Qty	Unit	Cost	Total
26589	0.0 to 8.6 feet	Cross Slope (PAR)	2.0-3.0%	5 ft	43	SF	$120	**$5,160**
26590	11.0 to 64.4 feet	Cross Slope (PAR)	2.0-3.0%	5 ft	267	SF	$120	**$32,040**
55230	31.1 to 32.1 feet	**Vertical Change**	.3	5 ft	5	REF		
26602	65.4 to 81.1 feet	Cross Slope (PAR)	4.0-5.0%	5 ft	78	SF	$120	**$9,420**
26604	81.1 to 84.8 feet	Cross Slope (PAR)	2.0-3.0%	5 ft	19	SF	$120	**$2,220**
26605	91.3 to 113.8 feet	Cross Slope (PAR)	2.0-3.0%	5 ft	113	SF	$120	**$13,500**
26608	116.0 to 148.5 feet	Cross Slope (PAR)	2.0-3.0%	5 ft	163	SF	$120	**$19,500**
59528	143.6 to 160.2 feet	Driveway				REF		
26614	161.3 to 170.0 feet	Cross Slope (PAR)	2.0-3.0%	5 ft	43	SF	$120	**$5,220**
26616	172.5 to 179.7 feet	Cross Slope (PAR)	2.0-3.0%	5 ft	36	SF	$120	**$4,320**
55231	183.5 to 184.5 feet	**Vertical Change**	.3	5 ft	5	REF		
26619	183.5 to 206.1 feet	Cross Slope (PAR)	3.0-4.0%	5 ft	113	SF	$120	**$13,560**
26625	206.9 to 232.3 feet	Cross Slope (PAR)	2.0-3.0%	5 ft	127	SF	$120	**$15,240**
26630	235.8 to 252.6 feet	Cross Slope (PAR)	2.0-3.0%	5 ft	84	SF	$120	**$10,080**
26633	254.5 to 272.3 feet	Cross Slope (PAR)	4.0-5.0%	5 ft	89	SF	$120	**$10,680**
55232	265.8 to 266.8 feet	**Vertical Change**	.3	5 ft	5	REF		
26638	272.3 to 275.9 feet	Cross Slope (PAR)	6.0-7.0%	5 ft	18	SF	$120	**$2,160**
57264	276.0 to 277.0 feet	**Vertical Change**	.8	5 ft	5	SF	$75	**$375**
26640	277.8 to 298.7 feet	Cross Slope (PAR)	4.0-5.0%	5 ft	105	SF	$120	**$12,540**
55233	291.3 to 292.3 feet	**Vertical Change**	.3	5 ft	5	REF		

TOTAL COST FOR: NE *side of* **5TH ST** *Starting at:* **SIDEWALK BEGINS** **$156,015.00**

Funding Source: TBD **Year to be Completed** TBD

Street Side	Run ID	Survey Street Name	Starting Street Name	End Street Name	Priority
NE	51909261013	5TH ST	SONOMA AVE	VENTURA AVE	87.5

ID	Dist. from Corner	Barrier Type	As-is Measurement/Notes	Sidewalk Width	Qty	Unit	Cost	Total
36347	2.7 to 3.7 feet	Cross Slope (PAR)	2.0-3.0%	6 ft	6	SF	$120	**$660**
36348	8.6 to 14.4 feet	Cross Slope (PAR)	2.0-3.0%	6 ft	32	SF	$120	**$3,828**
55763	19.2 to 20.2 feet	**Vertical Change**	.3	6 ft	6	LF	$75	**$413**
51368	26.7 to 27.7 feet	**Vertical Change**	-.3	6 ft	6	LF	$75	**$413**
36350	35.1 to 36.6 feet	Cross Slope (PAR)	2.0-3.0%	6 ft	8	SF	$120	**$990**
36351	58.4 to 60.5 feet	Cross Slope (PAR)	2.0-3.0%	6 ft	12	SF	$120	**$1,386**
36352	70.2 to 71.4 feet	Cross Slope (PAR)	2.0-3.0%	6 ft	7	SF	$120	**$792**
56542	74.0 to 75.0 feet	**Vertical Change**	.4	6 ft	6	LF	$75	**$413**
36353	75.3 to 79.3 feet	Cross Slope (PAR)	4.0-5.0%	6 ft	22	SF	$120	**$2,640**
36355	80.6 to 87.0 feet	Cross Slope (PAR)	2.0-3.0%	6 ft	35	SF	$120	**$4,224**
51369	82.6 to 83.6 feet	**Vertical Change**	-.3	6 ft	6	REF		
56543	91.5 to 92.5 feet	**Vertical Change**	.4	6 ft	6	LF	$75	**$413**
57278	93.2 to 94.2 feet	**Vertical Change**	.8	6 ft	6	SF	$75	**$413**
56544	95.8 to 96.8 feet	**Vertical Change**	.4	6 ft	6	LF	$75	**$413**
36357	108.5 to 124.8 feet	Cross Slope (PAR)	2.0-3.0%	6 ft	90	SF	$120	**$10,758**
51370	111.8 to 112.8 feet	**Vertical Change**	-.3	6 ft	6	REF		
56875	114.0 to 115.0 feet	**Vertical Change**	.5	6 ft	6	REF		
60169	116.6 to 132.0 feet	Driveway				REF		
36361	132.3 to 147.7 feet	**Cross Slope (Driveway)**	2.0-3.0%	6 ft	85	SF	$40	**$3,388**
51371	133.9 to 134.9 feet	**Vertical Change**	-.3	6 ft	6	REF		
60170	137.8 to 155.4 feet	Driveway				REF		
36366	149.0 to 150.6 feet	**Cross Slope (Driveway)**	4.0-5.0%	6 ft	9	SF	$40	**$352**
36367	151.4 to 152.5 feet	**Cross Slope (Driveway)**	6.0-7.0%	6 ft	6	SF	$40	**$242**
36368	153.6 to 154.8 feet	**Cross Slope (Driveway)**	9.0-10.0%	6 ft	7	SF	$40	**$264**
36369	158.5 to 164.9 feet	Cross Slope (PAR)	4.0-5.0%	6 ft	35	SF	$120	**$4,224**
36371	167.7 to 171.8 feet	Cross Slope (PAR)	3.0-4.0%	6 ft	23	SF	$120	**$2,706**
36373	171.8 to 180.9 feet	Cross Slope (PAR)	2.0-3.0%	6 ft	50	SF	$120	**$6,006**
36376	186.1 to 190.0 feet	Cross Slope (PAR)	2.0-3.0%	6 ft	21	SF	$120	**$2,574**

Funding Source: TBD **Year to be Completed** TBD

Street Side	Run ID	Survey Street Name	Starting Street Name	End Street Name	Priority
NE	51909261013	5TH ST	SONOMA AVE	VENTURA AVE	87.5

ID	Dist. from Corner	Barrier Type	As-is Measurement/Notes	Sidewalk Width	Qty	Unit	Cost	Total
56545	186.7 to 187.7 feet	Vertical Change	.4	6 ft	6	REF		
36377	195.3 to 206.9 feet	Cross Slope (PAR)	2.0-3.0%	6 ft	64	SF	$120	**$7,656**
36381	214.3 to 218.6 feet	Cross Slope (PAR)	2.0-3.0%	6 ft	24	SF	$120	**$2,838**
36382	232.8 to 241.0 feet	Cross Slope (PAR)	2.0-3.0%	6 ft	45	SF	$120	**$5,412**
55764	245.3 to 246.3 feet	Vertical Change	.3	6 ft	6	LF	$75	**$413**
36385	260.6 to 266.3 feet	Cross Slope (PAR)	3.0-4.0%	6 ft	31	SF	$120	**$3,762**
45434	264.7 to 265.7 feet	Vertical Change	-.5	6 ft	6	REF		
36386	268.5 to 276.7 feet	Cross Slope (PAR)	4.0-5.0%	6 ft	45	SF	$120	**$5,412**
36390	278.0 to 282.8 feet	Cross Slope (PAR)	2.0-3.0%	6 ft	26	SF	$120	**$3,168**
36392	283.6 to 285.2 feet	Cross Slope (PAR)	4.0-5.0%	6 ft	9	SF	$120	**$1,056**
47821	284.3 to 285.3 feet	Vertical Change	-.4	6 ft	6	REF		

TOTAL COST FOR: NE *side of* **5TH ST** *Starting at:* **SONOMA AVE** **$77,225.50**

Funding Source: TBD **Year to be Completed** TBD

Street Side	Run ID	Survey Street Name	Starting Street Name	End Street Name	Priority
SW	51909261017	5TH ST	SONOMA AVE	MONTEREY AVE	91.5

ID	Dist. from Corner	Barrier Type	As-is Measurement/Notes	Sidewalk Width	Qty	Unit	Cost	Total
57216	34.8 to 35.8 feet	Vertical Change	.7	6 ft	6	SF	$75	$413
36432	43.5 to 48.1 feet	Cross Slope (PAR)	2.0-3.0%	6 ft	25	SF	$120	$3,036
36434	55.7 to 62.7 feet	Cross Slope (PAR)	2.0-3.0%	6 ft	39	SF	$120	$4,620
36436	67.4 to 76.5 feet	Cross Slope (PAR)	2.0-3.0%	6 ft	50	SF	$120	$6,006
55766	74.7 to 75.7 feet	Vertical Change	.3	6 ft	6	REF		
36439	79.2 to 87.9 feet	Cross Slope (PAR)	2.0-3.0%	6 ft	48	SF	$120	$5,742
36442	90.6 to 93.9 feet	Cross Slope (PAR)	2.0-3.0%	6 ft	18	SF	$120	$2,178
55767	94.9 to 95.9 feet	Vertical Change	.3	6 ft	6	LF	$75	$413
36443	104.9 to 121.2 feet	Cross Slope (PAR)	2.0-3.0%	6 ft	90	SF	$120	$10,758
55768	114.9 to 115.9 feet	Vertical Change	.3	6 ft	6	REF		
36447	122.1 to 125.2 feet	Cross Slope (PAR)	4.0-5.0%	6 ft	17	SF	$120	$2,046
51372	122.8 to 123.8 feet	Vertical Change	-.3	6 ft	6	REF		
36449	128.0 to 136.8 feet	Cross Slope (PAR)	2.0-3.0%	6 ft	48	SF	$120	$5,808
60175	134.3 to 154.8 feet	Driveway				REF		
36453	140.1 to 142.3 feet	Cross Slope (Driveway)	2.0-3.0%	6 ft	12	SF	$40	$484
36455	149.8 to 152.0 feet	Cross Slope (Driveway)	2.0-3.0%	6 ft	12	SF	$40	$484
36457	152.7 to 155.0 feet	Cross Slope (Driveway)	4.0-5.0%	6 ft	13	SF	$40	$506
36459	157.8 to 159.3 feet	Cross Slope (PAR)	2.0-3.0%	6 ft	8	SF	$120	$990
55769	163.3 to 169.5 feet	Vertical Change	.3	6 ft	34	LF	$75	$2,558
36460	170.0 to 171.1 feet	Cross Slope (PAR)	2.0-3.0%	6 ft	6	SF	$120	$726
51373	170.2 to 171.2 feet	Vertical Change	-.3	6 ft	6	REF		
36461	172.7 to 173.8 feet	Cross Slope (PAR)	4.0-5.0%	6 ft	6	SF	$120	$726
55772	173.4 to 174.4 feet	Vertical Change	.3	6 ft	6	REF		
36462	174.0 to 175.7 feet	Cross Slope (PAR)	2.0-3.0%	6 ft	9	SF	$120	$1,122
36463	179.8 to 184.8 feet	Cross Slope (PAR)	3.0-4.0%	6 ft	28	SF	$120	$3,300
36465	184.8 to 187.8 feet	Cross Slope (PAR)	5.0-6.0%	6 ft	17	SF	$120	$1,980
60176	190.3 to 224.1 feet	Driveway				REF		
55773	191.9 to 192.9 feet	Vertical Change	.3	6 ft	6	REF		

Funding Source: TBD **Year to be Completed** TBD

Street Side	Run ID	Survey Street Name	Starting Street Name	End Street Name	Priority
SW	51909261017	5TH ST	SONOMA AVE	MONTEREY AVE	91.5

ID	Dist. from Corner	Barrier Type	As-is Measurement/Notes	Sidewalk Width	Qty	Unit	Cost	Total
57393	198.6 to 199.6 feet	Vertical Change	1.1	6 ft	6	REF		
36467	203.5 to 214.2 feet	Cross Slope (Driveway)	2.0-3.0%	6 ft	59	SF	$40	**$2,354**
51374	209.6 to 210.6 feet	Vertical Change	-.3	6 ft	6	REF		
55774	214.9 to 215.9 feet	Vertical Change	.3	6 ft	6	REF		
42355	216.6 to 217.8 feet	Vertical Change	-.7	6 ft	7	REF		
56547	216.9 to 217.9 feet	Vertical Change	.4	6 ft	6	REF		
36472	217.3 to 218.8 feet	Cross Slope (Driveway)	4.0-5.0%	6 ft	8	SF	$40	**$330**
36473	224.1 to 225.8 feet	Cross Slope (Driveway)	5.0-6.0%	6 ft	9	SF	$40	**$374**
36474	226.8 to 231.1 feet	Cross Slope (PAR)	3.0-4.0%	6 ft	24	SF	$120	**$2,838**
36476	233.6 to 239.1 feet	Cross Slope (PAR)	3.0-4.0%	6 ft	30	SF	$120	**$3,630**
36478	239.3 to 246.3 feet	Cross Slope (PAR)	2.0-3.0%	6 ft	39	SF	$120	**$4,620**
55775	240.1 to 241.1 feet	Vertical Change	.3	6 ft	6	REF		
56548	247.3 to 248.3 feet	Vertical Change	.4	6 ft	6	LF	$75	**$413**
36481	253.3 to 264.8 feet	Cross Slope (PAR)	2.0-3.0%	6 ft	63	SF	$120	**$7,590**
36484	291.8 to 296.0 feet	Cross Slope (PAR)	2.0-3.0%	6 ft	23	SF	$120	**$2,772**
55776	293.7 to 294.7 feet	Vertical Change	.3	6 ft	6	REF		

TOTAL COST FOR: SW *side of* **5TH ST** *Starting at:* **SONOMA AVE** **$78,815.00**

Funding Source: TBD **Year to be Completed** TBD

Street Side	Run ID	Survey Street Name	Starting Street Name	End Street Name	Priority
NE	1909261143	5TH ST	TRINITY AVE	ROBERTSON BLVD	89

ID	Dist. from Corner	Barrier Type	As-is Measurement/Notes	Sidewalk Width	Qty	Unit	Cost	Total
56346	2.1 to 3.1 feet	Vertical Change	.4	5 ft	5	LF	$75	$375
26319	35.0 to 38.3 feet	Cross Slope (PAR)	2.0-3.0%	5 ft	16	SF	$120	$1,980
26320	46.9 to 48.8 feet	Cross Slope (PAR)	2.0-3.0%	5 ft	10	SF	$120	$1,140
55216	49.7 to 50.7 feet	Vertical Change	.3	5 ft	5	LF	$75	$375
55217	62.8 to 63.8 feet	Vertical Change	.3	5 ft	5	LF	$75	$375
55218	77.7 to 78.7 feet	Vertical Change	.3	5 ft	5	LF	$75	$375
26321	88.8 to 91.8 feet	Cross Slope (PAR)	2.0-3.0%	5 ft	15	SF	$120	$1,800
26322	124.0 to 125.8 feet	Cross Slope (PAR)	2.0-3.0%	5 ft	9	SF	$120	$1,080
26323	141.5 to 143.0 feet	Cross Slope (PAR)	3.0-4.0%	5 ft	8	SF	$120	$900
59515	141.5 to 163.6 feet	Driveway				REF		
55219	141.9 to 142.9 feet	Vertical Change	.3	5 ft	5	REF		
26324	143.8 to 158.9 feet	Cross Slope (Driveway)	5.0-6.0%	5 ft	75	SF	$40	$3,020
26329	158.9 to 161.0 feet	Cross Slope (Driveway)	6.0-7.0%	5 ft	11	SF	$40	$420
59516	165.2 to 181.3 feet	Driveway				REF		
26330	172.1 to 193.0 feet	Cross Slope (Driveway)	2.0-3.0%	5 ft	105	SF	$40	$4,180
26338	195.4 to 230.5 feet	Cross Slope (PAR)	2.0-3.0%	5 ft	176	SF	$120	$21,060
59517	206.3 to 229.2 feet	Driveway				REF		
26344	242.2 to 264.4 feet	Cross Slope (PAR)	2.0-3.0%	5 ft	111	SF	$120	$13,320
59518	258.9 to 301.4 feet	Driveway				REF		
26349	264.4 to 287.2 feet	Cross Slope (Driveway)	4.0-5.0%	5 ft	114	SF	$40	$4,560
26356	287.2 to 288.8 feet	Cross Slope (Driveway)	2.0-3.0%	5 ft	8	SF	$40	$320
26357	291.8 to 298.3 feet	Cross Slope (Driveway)	2.0-3.0%	5 ft	33	SF	$40	$1,300
26358	301.6 to 305.3 feet	Cross Slope (PAR)	2.0-3.0%	5 ft	18	SF	$120	$2,220

TOTAL COST FOR: NE *side of* **5TH ST** *Starting at:* **TRINITY AVE** **$58,800.00**

Funding Source: TBD **Year to be Completed** TBD

Street Side	Run ID	Survey Street Name	Starting Street Name	End Street Name	Priority
SW	1909261151	5TH ST	TRINITY AVE	ORANGE AVE	122.25

ID	Dist. from Corner	Barrier Type	As-is Measurement/Notes	Sidewalk Width	Qty	Unit	Cost	Total
26203	3.1 to 7.2 feet	Cross Slope (PAR)	2.0-3.0%	5 ft	21	SF	$120	**$2,460**
26205	7.3 to 23.1 feet	Cross Slope (PAR)	4.0-5.0%	5 ft	79	SF	$120	**$9,480**
57438	17.2 to 18.2 feet	**Vertical Change**	1.3	5 ft	5	REF		
26210	23.1 to 35.8 feet	Cross Slope (PAR)	2.0-3.0%	5 ft	63	SF	$120	**$7,620**
26212	41.3 to 53.3 feet	Cross Slope (PAR)	2.0-3.0%	5 ft	60	SF	$120	**$7,200**
55211	56.5 to 57.5 feet	**Vertical Change**	.3	5 ft	5	LF	$75	**$375**
57561	58.3 to 59.3 feet	**Vertical Change**	2.4	5 ft	5	SF	$75	**$375**
26214	60.8 to 96.0 feet	Cross Slope (PAR)	2.0-3.0%	5 ft	176	SF	$120	**$21,120**
55212	96.0 to 97.0 feet	**Vertical Change**	.3	5 ft	5	REF		
26221	96.3 to 97.6 feet	Cross Slope (PAR)	4.0-5.0%	5 ft	7	SF	$120	**$780**
26222	98.3 to 101.0 feet	Cross Slope (PAR)	6.0-7.0%	5 ft	14	SF	$120	**$1,620**
26224	101.0 to 123.3 feet	Cross Slope (PAR)	8.0-9.0%	5 ft	112	SF	$120	**$13,380**
55213	128.6 to 129.6 feet	**Vertical Change**	.3	5 ft	5	LF	$75	**$375**
26230	136.5 to 145.7 feet	Cross Slope (PAR)	2.0-3.0%	5 ft	46	SF	$120	**$5,520**
56783	136.8 to 137.8 feet	**Vertical Change**	.5	5 ft	5	REF		
59510	140.0 to 161.3 feet	Driveway				REF		
26233	150.3 to 154.1 feet	**Cross Slope (Driveway)**	2.0-3.0%	5 ft	19	SF	$40	**$760**
26235	154.1 to 156.5 feet	**Cross Slope (Driveway)**	4.0-5.0%	5 ft	12	SF	$40	**$480**
26237	156.8 to 158.9 feet	**Cross Slope (Driveway)**	6.0-7.0%	5 ft	10	SF	$40	**$420**
26239	161.8 to 184.4 feet	Cross Slope (PAR)	2.0-3.0%	5 ft	113	SF	$120	**$13,560**
26245	184.4 to 204.3 feet	Cross Slope (PAR)	4.0-5.0%	5 ft	100	SF	$120	**$11,940**
26250	204.3 to 207.3 feet	Cross Slope (PAR)	2.0-3.0%	5 ft	15	SF	$120	**$1,800**
26252	209.8 to 217.3 feet	Cross Slope (PAR)	2.0-3.0%	5 ft	38	SF	$120	**$4,500**
26254	219.0 to 224.5 feet	Cross Slope (PAR)	4.0-5.0%	5 ft	28	SF	$120	**$3,300**
57357	221.8 to 222.8 feet	**Vertical Change**	1	5 ft	5	REF		
26258	224.7 to 225.7 feet	Cross Slope (PAR)	6.0-7.0%	5 ft	5	SF	$120	**$600**
26259	225.7 to 236.9 feet	Cross Slope (PAR)	5.0-6.0%	5 ft	56	SF	$120	**$6,720**
40775	225.8 to 231.3 feet	Running Slope	5.0-6.0%	5 ft	28	REF		

Funding Source: TBD **Year to be Completed** TBD

Street Side	Run ID	Survey Street Name	Starting Street Name	End Street Name	Priority
SW	1909261151	5TH ST	TRINITY AVE	ORANGE AVE	122.25

ID	Dist. from Corner	Barrier Type	As-is Measurement/Notes	Sidewalk Width	Qty	Unit	Cost	Total
26262	237.5 to 244.1 feet	Cross Slope (PAR)	3.0-4.0%	5 ft	33	SF	$120	**$3,960**
26264	244.3 to 263.3 feet	Cross Slope (PAR)	5.0-6.0%	5 ft	95	SF	$120	**$11,400**
57642	261.9 to 262.9 feet	**Vertical Change**	3.4	5 ft	5	REF		
26268	263.3 to 264.5 feet	Cross Slope (PAR)	3.0-4.0%	5 ft	6	SF	$120	**$720**
26269	264.5 to 284.2 feet	Cross Slope (PAR)	2.0-3.0%	5 ft	99	SF	$120	**$11,820**
26272	286.8 to 287.9 feet	Cross Slope (PAR)	2.0-3.0%	5 ft	5	SF	$120	**$660**
57195	287.4 to 288.4 feet	**Vertical Change**	.7	5 ft	5	REF		
26273	291.8 to 299.6 feet	Cross Slope (PAR)	2.0-3.0%	5 ft	39	SF	$120	**$4,680**

TOTAL COST FOR: SW *side of* **5TH ST** *Starting at:* **TRINITY AVE** **$147,625.00**

Funding Source: TBD **Year to be Completed** TBD

Street Side	Run ID	Survey Street Name	Starting Street Name	End Street Name	Priority
SW	51909261015	5TH ST	VENTURA AVE	SONOMA AVE	89

ID	Dist. from Corner	Barrier Type	As-is Measurement/Notes	Sidewalk Width	Qty	Unit	Cost	Total
36393	0.0 to 5.3 feet	Cross Slope (PAR)	2.0-3.0%	6 ft	29	SF	$120	**$3,498**
36394	10.8 to 16.9 feet	Cross Slope (PAR)	2.0-3.0%	6 ft	34	SF	$120	**$4,026**
36395	33.3 to 34.3 feet	Cross Slope (PAR)	2.0-3.0%	6 ft	6	SF	$120	**$660**
36396	38.9 to 47.8 feet	Cross Slope (PAR)	2.0-3.0%	6 ft	49	SF	$120	**$5,874**
55765	53.4 to 54.4 feet	**Vertical Change**	.3	6 ft	6	LF	$75	**$413**
36399	55.3 to 58.7 feet	Cross Slope (PAR)	2.0-3.0%	6 ft	19	SF	$120	**$2,244**
36401	61.8 to 80.3 feet	Cross Slope (PAR)	2.0-3.0%	6 ft	102	SF	$120	**$12,210**
60171	78.9 to 102.8 feet	Driveway				REF		
36405	84.0 to 85.1 feet	**Cross Slope (Driveway)**	12.0-13.0%	6 ft	6	SF	$40	**$242**
36406	90.9 to 96.4 feet	**Cross Slope (Driveway)**	14.0-15.0%	6 ft	30	SF	$40	**$1,210**
36408	108.8 to 112.0 feet	Cross Slope (PAR)	2.0-3.0%	6 ft	18	SF	$120	**$2,112**
36409	115.6 to 119.5 feet	Cross Slope (PAR)	2.0-3.0%	6 ft	21	SF	$120	**$2,574**
60172	127.7 to 146.1 feet	Driveway				REF		
36411	133.2 to 143.8 feet	**Cross Slope (Driveway)**	6.0-7.0%	6 ft	58	SF	$40	**$2,332**
36415	145.0 to 146.0 feet	**Cross Slope (Driveway)**	8.0-9.0%	6 ft	6	SF	$40	**$220**
36416	173.4 to 180.3 feet	Cross Slope (PAR)	2.0-3.0%	6 ft	38	SF	$120	**$4,554**
56546	178.6 to 179.6 feet	**Vertical Change**	.4	6 ft	6	REF		
36417	191.8 to 193.8 feet	Cross Slope (PAR)	2.0-3.0%	6 ft	11	SF	$120	**$1,320**
60173	196.0 to 213.3 feet	Driveway				REF		
57101	206.0 to 207.0 feet	**Vertical Change**	.6	6 ft	6	REF		
60174	221.9 to 234.6 feet	Driveway				REF		
36418	228.4 to 231.3 feet	**Cross Slope (Driveway)**	2.0-3.0%	6 ft	16	SF	$40	**$638**
36419	245.8 to 251.3 feet	Cross Slope (PAR)	3.0-4.0%	6 ft	30	SF	$120	**$3,630**
36421	252.1 to 271.8 feet	Cross Slope (PAR)	2.0-3.0%	6 ft	108	SF	$120	**$13,002**
47822	252.7 to 253.7 feet	**Vertical Change**	-.4	6 ft	6	REF		
36429	271.8 to 280.2 feet	Cross Slope (PAR)	4.0-5.0%	6 ft	46	SF	$120	**$5,544**

TOTAL COST FOR: SW *side of* **5TH ST** *Starting at:* **VENTURA AVE** **$66,302.50**

Funding Source: TBD **Year to be Completed** TBD

Street Side	Run ID	Survey Street Name	Starting Street Name	End Street Name	Priority
NE	51909261204	6TH ST	330 6TH ST	MONTEREY AVE	114.25

ID	Dist. from Corner	Barrier Type	As-is Measurement/Notes	Sidewalk Width	Qty	Unit	Cost	Total
60242	7.8 to 32.3 feet	Driveway				REF		
37574	8.0 to 11.6 feet	Cross Slope (Driveway)	2.0-3.0%	6 ft	20	SF	$40	$792
55818	14.2 to 15.2 feet	Vertical Change	.3	6 ft	6	REF		
37576	17.4 to 18.8 feet	Cross Slope (Driveway)	6.0-7.0%	6 ft	8	SF	$40	$308
37577	19.8 to 27.2 feet	Cross Slope (Driveway)	5.0-6.0%	6 ft	41	SF	$40	$1,628
37580	27.2 to 29.9 feet	Cross Slope (Driveway)	6.0-7.0%	6 ft	15	SF	$40	$594
41092	32.2 to 33.3 feet	Running Slope	5.0-6.0%	6 ft	6	REF		
37582	39.8 to 52.7 feet	Cross Slope (PAR)	2.0-3.0%	6 ft	71	SF	$120	$8,514
51414	47.9 to 48.9 feet	Vertical Change	-.3	6 ft	6	REF		
37587	55.8 to 64.5 feet	Cross Slope (PAR)	3.0-4.0%	6 ft	48	SF	$120	$5,742
37589	64.8 to 66.7 feet	Cross Slope (PAR)	2.0-3.0%	6 ft	10	SF	$120	$1,254
37590	70.6 to 72.4 feet	Cross Slope (PAR)	2.0-3.0%	6 ft	10	SF	$120	$1,188
55819	88.9 to 89.9 feet	Vertical Change	.3	6 ft	6	LF	$75	$413
51415	91.3 to 92.3 feet	Vertical Change	-.3	6 ft	6	LF	$75	$413
37591	92.5 to 93.8 feet	Cross Slope (PAR)	2.0-3.0%	6 ft	7	SF	$120	$858
37592	96.3 to 97.7 feet	Cross Slope (PAR)	3.0-4.0%	6 ft	8	SF	$120	$924
37593	100.8 to 115.2 feet	Cross Slope (PAR)	2.0-3.0%	6 ft	79	SF	$120	$9,504
55820	114.3 to 115.3 feet	Vertical Change	.3	6 ft	6	REF		
37596	123.6 to 125.3 feet	Cross Slope (PAR)	3.0-4.0%	6 ft	9	SF	$120	$1,122
37597	125.3 to 132.8 feet	Cross Slope (PAR)	2.0-3.0%	6 ft	41	SF	$120	$4,950
37600	136.2 to 143.9 feet	Cross Slope (PAR)	2.0-3.0%	6 ft	42	SF	$120	$5,082
37602	153.3 to 157.9 feet	Cross Slope (PAR)	2.0-3.0%	6 ft	25	SF	$120	$3,036
37603	160.3 to 168.7 feet	Cross Slope (PAR)	3.0-4.0%	6 ft	46	SF	$120	$5,544
37606	169.3 to 175.6 feet	Cross Slope (PAR)	2.0-3.0%	6 ft	35	SF	$120	$4,158
37608	180.8 to 190.9 feet	Cross Slope (PAR)	2.0-3.0%	6 ft	56	SF	$120	$6,666
37612	193.2 to 202.7 feet	Cross Slope (PAR)	2.0-3.0%	6 ft	52	SF	$120	$6,270
37613	207.8 to 213.3 feet	Cross Slope (PAR)	2.0-3.0%	6 ft	30	SF	$120	$3,630
51416	224.5 to 225.5 feet	Vertical Change	-.3	6 ft	6	LF	$75	$413

Funding Source: TBD **Year to be Completed** TBD

Street Side	Run ID	Survey Street Name	Starting Street Name	End Street Name	Priority
NE	51909261204	6TH ST	330 6TH ST	MONTEREY AVE	114.25

ID	Dist. from Corner	Barrier Type	As-is Measurement/Notes	Sidewalk Width	Qty	Unit	Cost	Total
37614	240.7 to 252.2 feet	Cross Slope (PAR)	3.0-4.0%	6 ft	63	SF	$120	**$7,590**
60243	241.8 to 260.5 feet	Driveway				REF		
37618	253.0 to 257.8 feet	**Cross Slope (Driveway)**	2.0-3.0%	6 ft	26	SF	$40	**$1,056**
37620	262.5 to 277.2 feet	Cross Slope (PAR)	3.0-4.0%	6 ft	81	SF	$120	**$9,702**
37624	277.8 to 286.3 feet	Cross Slope (PAR)	2.0-3.0%	6 ft	47	SF	$120	**$5,610**
37627	287.3 to 290.6 feet	Cross Slope (PAR)	4.0-5.0%	6 ft	18	SF	$120	**$2,178**
60244	291.3 to 314.2 feet	Driveway				REF		
37629	297.4 to 312.2 feet	**Cross Slope (Driveway)**	9.0-10.0%	6 ft	81	SF	$40	**$3,256**
55821	315.2 to 316.2 feet	**Vertical Change**	.3	6 ft	6	REF		
37634	315.2 to 321.8 feet	Cross Slope (PAR)	3.0-4.0%	6 ft	36	SF	$120	**$4,356**
55822	322.3 to 323.3 feet	**Vertical Change**	.3	6 ft	6	LF	$75	**$413**
37637	325.2 to 329.9 feet	Cross Slope (PAR)	3.0-4.0%	6 ft	26	SF	$120	**$3,102**
37638	330.8 to 333.3 feet	Cross Slope (PAR)	2.0-3.0%	6 ft	14	SF	$120	**$1,650**
37639	336.6 to 340.3 feet	Cross Slope (PAR)	2.0-3.0%	6 ft	20	SF	$120	**$2,442**
37640	342.7 to 368.3 feet	Cross Slope (PAR)	2.0-3.0%	6 ft	141	SF	$120	**$16,896**
56564	362.4 to 363.4 feet	**Vertical Change**	.4	6 ft	6	REF		
37647	372.3 to 383.8 feet	Cross Slope (PAR)	2.0-3.0%	6 ft	63	SF	$120	**$7,590**
55823	382.3 to 383.3 feet	**Vertical Change**	.3	6 ft	6	REF		
56565	392.4 to 393.4 feet	**Vertical Change**	.4	6 ft	6	LF	$75	**$413**
37651	395.8 to 439.8 feet	Cross Slope (PAR)	2.0-3.0%	6 ft	242	SF	$120	**$29,040**
51417	402.4 to 403.4 feet	**Vertical Change**	-.3	6 ft	6	REF		
56566	422.1 to 423.1 feet	**Vertical Change**	.4	6 ft	6	REF		
51418	439.3 to 440.3 feet	**Vertical Change**	-.3	6 ft	6	REF		
37665	442.9 to 456.8 feet	Cross Slope (PAR)	2.0-3.0%	6 ft	76	SF	$120	**$9,174**
55824	448.6 to 449.6 feet	**Vertical Change**	.3	6 ft	6	REF		
37669	457.3 to 476.5 feet	Cross Slope (PAR)	4.0-5.0%	6 ft	106	SF	$120	**$12,672**
51419	458.8 to 459.8 feet	**Vertical Change**	-.3	6 ft	6	REF		
55825	469.2 to 470.2 feet	**Vertical Change**	.3	6 ft	6	REF		

Funding Source: TBD **Year to be Completed** TBD

Street Side	Run ID	Survey Street Name	Starting Street Name	End Street Name	Priority
NE	51909261204	6TH ST	330 6TH ST	MONTEREY AVE	114.25

ID	Dist. from Corner	Barrier Type	As-is Measurement/Notes	Sidewalk Width	Qty	Unit	Cost	Total
37676	479.0 to 503.1 feet	Cross Slope (PAR)	3.0-4.0%	6 ft	133	SF	$120	**$15,906**
56567	500.8 to 501.8 feet	**Vertical Change**	.4	6 ft	6	REF		
55826	516.6 to 517.6 feet	**Vertical Change**	.3	6 ft	6	LF	$75	**$413**
37683	521.9 to 527.3 feet	Cross Slope (PAR)	4.0-5.0%	6 ft	30	SF	$120	**$3,564**
51420	526.5 to 527.5 feet	**Vertical Change**	-.3	6 ft	6	REF		

TOTAL COST FOR: NE *side of* **6TH ST** *Starting at:* **330 6TH ST** **$210,023.00**

Funding Source: TBD **Year to be Completed** TBD

Street Side	Run ID	Survey Street Name	Starting Street Name	End Street Name	Priority
NE	1909261623	6TH ST	HUMBOLDT AVE	ORANGE AVE	88

ID	Dist. from Corner	Barrier Type	As-is Measurement/Notes	Sidewalk Width	Qty	Unit	Cost	Total
24470	0.0 to 51.4 feet	Cross Slope (PAR)	2.0-3.0%	5 ft	231	SF	$120	**$27,756**
56282	25.7 to 26.7 feet	**Vertical Change**	.4	5 ft	5	REF		
59425	50.4 to 73.7 feet	Driveway				REF		
24479	55.2 to 71.3 feet	**Cross Slope (Driveway)**	14.0-15.0%	5 ft	72	SF	$40	**$2,898**
56283	71.8 to 72.8 feet	**Vertical Change**	.4	5 ft	5	REF		
24484	75.8 to 84.3 feet	Cross Slope (PAR)	3.0-4.0%	5 ft	38	SF	$120	**$4,590**
24485	84.3 to 118.4 feet	Cross Slope (PAR)	2.0-3.0%	5 ft	153	SF	$120	**$18,414**
55035	105.2 to 106.2 feet	**Vertical Change**	.3	5 ft	5	REF		
56284	120.6 to 121.6 feet	**Vertical Change**	.4	5 ft	5	REF		
24496	120.7 to 128.2 feet	Cross Slope (PAR)	3.0-4.0%	5 ft	34	SF	$120	**$4,050**
59426	126.3 to 158.4 feet	Driveway				REF		
55036	127.1 to 128.1 feet	**Vertical Change**	.3	5 ft	5	REF		
24497	129.8 to 134.4 feet	**Cross Slope (Driveway)**	2.0-3.0%	5 ft	21	SF	$40	**$828**
24499	142.3 to 144.8 feet	**Cross Slope (Driveway)**	2.0-3.0%	5 ft	11	SF	$40	**$450**
56759	156.7 to 157.7 feet	**Vertical Change**	.5	5 ft	5	REF		
56285	198.5 to 199.5 feet	**Vertical Change**	.4	5 ft	5	LF	$75	**$338**
55037	208.7 to 209.7 feet	**Vertical Change**	.3	5 ft	5	LF	$75	**$338**
24500	222.0 to 225.3 feet	Cross Slope (PAR)	2.0-3.0%	5 ft	15	SF	$120	**$1,782**
59427	229.0 to 244.1 feet	Driveway				REF		
55038	248.2 to 249.2 feet	**Vertical Change**	.3	5 ft	5	LF	$75	**$338**
56760	293.0 to 294.0 feet	**Vertical Change**	.5	5 ft	5	SF	$75	**$338**

TOTAL COST FOR: NE *side of* **6TH ST** *Starting at:* **HUMBOLDT AVE** **$62,118.00**

Funding Source: TBD **Year to be Completed** TBD

Street Side	Run ID	Survey Street Name	Starting Street Name	End Street Name	Priority
SW	1909261618	6TH ST	HUMBOLDT AVE	ALAMEDA AVE	83

ID	Dist. from Corner	Barrier Type	As-is Measurement/Notes	Sidewalk Width	Qty	Unit	Cost	Total
24501	0.0 to 11.4 feet	Cross Slope (PAR)	2.0-3.0%	5 ft	51	SF	$120	**$6,156**
55039	12.5 to 13.5 feet	**Vertical Change**	.3	5 ft	5	LF	$75	**$338**
24503	14.1 to 17.9 feet	Cross Slope (PAR)	3.0-4.0%	5 ft	17	SF	$120	**$2,052**
56761	17.0 to 18.0 feet	**Vertical Change**	.5	5 ft	5	REF		
24504	18.3 to 20.3 feet	Cross Slope (PAR)	2.0-3.0%	5 ft	9	SF	$120	**$1,080**
24505	27.0 to 30.3 feet	Cross Slope (PAR)	2.0-3.0%	5 ft	15	SF	$120	**$1,782**
24507	30.3 to 40.8 feet	Cross Slope (PAR)	4.0-5.0%	5 ft	47	SF	$120	**$5,670**
55040	37.5 to 38.5 feet	**Vertical Change**	.3	5 ft	5	REF		
24510	44.6 to 45.9 feet	Cross Slope (PAR)	4.0-5.0%	5 ft	6	SF	$120	**$702**
55041	47.8 to 48.8 feet	**Vertical Change**	.3	5 ft	5	REF		
24511	48.6 to 57.3 feet	Cross Slope (PAR)	4.0-5.0%	5 ft	39	SF	$120	**$4,698**
24513	59.8 to 67.2 feet	Cross Slope (PAR)	5.0-6.0%	5 ft	33	SF	$120	**$3,996**
24516	68.2 to 71.2 feet	Cross Slope (PAR)	3.0-4.0%	5 ft	14	SF	$120	**$1,620**
24518	72.1 to 78.5 feet	Cross Slope (PAR)	5.0-6.0%	5 ft	29	SF	$120	**$3,456**
24520	79.4 to 82.0 feet	Cross Slope (PAR)	3.0-4.0%	5 ft	12	SF	$120	**$1,404**
24521	82.6 to 90.4 feet	Cross Slope (PAR)	2.0-3.0%	5 ft	35	SF	$120	**$4,212**
55042	89.0 to 90.0 feet	**Vertical Change**	.3	5 ft	5	REF		
24524	90.4 to 111.9 feet	Cross Slope (PAR)	4.0-5.0%	5 ft	97	SF	$120	**$11,610**
24531	114.1 to 121.8 feet	Cross Slope (PAR)	5.0-6.0%	5 ft	35	SF	$120	**$4,158**
55043	119.9 to 120.9 feet	**Vertical Change**	.3	5 ft	5	REF		
24535	121.9 to 137.4 feet	Cross Slope (PAR)	3.0-4.0%	5 ft	70	SF	$120	**$8,370**
59428	136.0 to 155.0 feet	Driveway				REF		
24539	137.4 to 142.5 feet	**Cross Slope (Driveway)**	2.0-3.0%	5 ft	23	SF	$40	**$918**
24542	154.3 to 156.2 feet	**Cross Slope (Driveway)**	2.0-3.0%	5 ft	9	SF	$40	**$342**
24543	166.8 to 178.3 feet	Cross Slope (PAR)	2.0-3.0%	5 ft	52	SF	$120	**$6,210**
24547	184.3 to 189.4 feet	Cross Slope (PAR)	2.0-3.0%	5 ft	23	SF	$120	**$2,754**
24548	193.3 to 194.4 feet	Cross Slope (PAR)	2.0-3.0%	5 ft	5	SF	$120	**$594**
24549	214.8 to 226.9 feet	Cross Slope (PAR)	2.0-3.0%	5 ft	54	SF	$120	**$6,534**

Funding Source: TBD **Year to be Completed** TBD

Street Side	Run ID	Survey Street Name	Starting Street Name	End Street Name	Priority
SW	1909261618	6TH ST	HUMBOLDT AVE	ALAMEDA AVE	83

ID	Dist. from Corner	Barrier Type	As-is Measurement/Notes	Sidewalk Width	Qty	Unit	Cost	Total
24550	231.7 to 236.7 feet	Cross Slope (PAR)	2.0-3.0%	5 ft	23	SF	$120	**$2,700**
24551	251.0 to 252.3 feet	Cross Slope (PAR)	2.0-3.0%	5 ft	6	SF	$120	**$702**
24552	256.4 to 261.0 feet	Cross Slope (PAR)	2.0-3.0%	5 ft	21	SF	$120	**$2,484**
56286	269.1 to 270.1 feet	**Vertical Change**	.4	5 ft	5	REF		
24553	269.3 to 291.8 feet	Cross Slope (PAR)	2.0-3.0%	5 ft	101	SF	$120	**$12,150**

TOTAL COST FOR: SW *side of* **6TH ST** *Starting at:* **HUMBOLDT AVE** **$96,691.50**

Funding Source: TBD **Year to be Completed** TBD

Street Side	Run ID	Survey Street Name	Starting Street Name	End Street Name	Priority
NE	51909261159	6TH ST	KINGS AVE	RIVERSIDE AVE	100

ID	Dist. from Corner	Barrier Type	As-is Measurement/Notes	Sidewalk Width	Qty	Unit	Cost	Total
37514	6.8 to 9.8 feet	Cross Slope (PAR)	2.0-3.0%	6 ft	17	SF	$120	**$1,980**
37516	12.0 to 13.0 feet	Cross Slope (PAR)	2.0-3.0%	6 ft	6	SF	$120	**$660**
37517	29.5 to 32.0 feet	Cross Slope (PAR)	2.0-3.0%	6 ft	14	SF	$120	**$1,650**
37519	40.5 to 41.8 feet	Cross Slope (PAR)	2.0-3.0%	6 ft	7	SF	$120	**$858**
194	43.2 to 44.2 feet	Protruding Object		6 ft	6	JOB	$99	**$99**
37520	61.2 to 65.2 feet	Cross Slope (PAR)	2.0-3.0%	6 ft	22	SF	$120	**$2,640**
37522	67.7 to 70.5 feet	Cross Slope (PAR)	2.0-3.0%	6 ft	15	SF	$120	**$1,848**
55816	71.6 to 72.6 feet	Vertical Change	.3	6 ft	6	REF		
37523	72.6 to 75.8 feet	Cross Slope (PAR)	2.0-3.0%	6 ft	18	SF	$120	**$2,112**
37525	84.5 to 88.3 feet	Cross Slope (PAR)	2.0-3.0%	6 ft	21	SF	$120	**$2,508**
57688	98.3 to 99.3 feet	Vertical Change	3.7	6 ft	6	SF	$75	**$413**
57547	103.9 to 104.9 feet	Vertical Change	2.2	6 ft	6	SF	$75	**$413**
37526	121.9 to 123.3 feet	Cross Slope (PAR)	2.0-3.0%	6 ft	8	SF	$120	**$924**
37527	126.3 to 129.0 feet	Cross Slope (PAR)	2.0-3.0%	6 ft	15	SF	$120	**$1,782**
37528	133.5 to 135.8 feet	Cross Slope (PAR)	2.0-3.0%	6 ft	13	SF	$120	**$1,518**
60240	136.5 to 154.2 feet	Driveway				REF		
37530	138.6 to 144.2 feet	Cross Slope (Driveway)	3.0-4.0%	6 ft	31	SF	$40	**$1,232**
37533	147.8 to 153.2 feet	Cross Slope (Driveway)	4.0-5.0%	6 ft	30	SF	$40	**$1,188**
37535	154.4 to 158.0 feet	Cross Slope (Driveway)	2.0-3.0%	6 ft	20	SF	$40	**$792**
60241	160.3 to 169.2 feet	Driveway				REF		
195	195.6 to 196.6 feet	Protruding Object		6 ft	6	JOB	$99	**$99**
57684	224.3 to 225.3 feet	Vertical Change	3.6	6 ft	6	SF	$75	**$413**
55817	229.6 to 230.6 feet	Vertical Change	.3	6 ft	6	LF	$75	**$413**
37537	271.3 to 272.4 feet	Cross Slope (PAR)	2.0-3.0%	6 ft	6	SF	$120	**$726**
37538	275.8 to 277.0 feet	Cross Slope (PAR)	3.0-4.0%	6 ft	7	SF	$120	**$792**
37539	277.0 to 283.0 feet	Cross Slope (PAR)	2.0-3.0%	6 ft	33	SF	$120	**$3,960**

TOTAL COST FOR: NE *side of* **6TH ST** *Starting at:* **KINGS AVE** **$29,018.00**

Funding Source: TBD **Year to be Completed** TBD

Street Side	Run ID	Survey Street Name	Starting Street Name	End Street Name	Priority
SW	51909251446	6TH ST	KINGS AVE	ROBERTSON BLVD	96

ID	Dist. from Corner	Barrier Type	As-is Measurement/Notes	Sidewalk Width	Qty	Unit	Cost	Total
51331	4.9 to 5.9 feet	Vertical Change	-.3	6 ft	5	LF	$75	$413
35417	13.8 to 16.4 feet	Cross Slope (PAR)	2.0-3.0%	6 ft	14	SF	$120	$1,716
51332	14.7 to 15.7 feet	Vertical Change	-.3	6 ft	6	REF		
55719	22.1 to 23.1 feet	Vertical Change	.3	6 ft	6	LF	$75	$413
51333	25.9 to 26.9 feet	Vertical Change	-.3	6 ft	6	LF	$75	$413
51334	32.9 to 33.9 feet	Vertical Change	-.3	6 ft	6	REF		
51335	48.9 to 51.8 feet	Vertical Change	-.3	6 ft	16	LF	$75	$1,196
35418	50.2 to 71.6 feet	Cross Slope (PAR)	2.0-3.0%	6 ft	118	SF	$120	$14,124
35424	73.7 to 79.4 feet	Cross Slope (PAR)	2.0-3.0%	6 ft	31	SF	$120	$3,762
35427	87.9 to 98.2 feet	Cross Slope (PAR)	2.0-3.0%	6 ft	57	SF	$120	$6,798
51337	94.6 to 95.6 feet	Vertical Change	-.3	6 ft	6	REF		
45427	100.8 to 101.8 feet	Vertical Change	-.5	6 ft	6	REF		
35430	101.3 to 130.0 feet	Cross Slope (PAR)	2.0-3.0%	6 ft	158	SF	$120	$18,942
35437	141.4 to 152.6 feet	Cross Slope (PAR)	2.0-3.0%	6 ft	62	SF	$120	$7,392
47807	164.9 to 165.9 feet	Vertical Change	-.4	6 ft	6	LF	$75	$413
55720	169.8 to 170.8 feet	Vertical Change	.3	6 ft	6	LF	$75	$413
35440	173.3 to 174.8 feet	Cross Slope (PAR)	3.0-4.0%	6 ft	8	SF	$120	$990
35441	174.8 to 179.1 feet	Cross Slope (PAR)	2.0-3.0%	6 ft	24	SF	$120	$2,838
35443	201.8 to 205.4 feet	Cross Slope (PAR)	4.0-5.0%	6 ft	20	SF	$120	$2,376
35445	207.3 to 208.9 feet	Cross Slope (PAR)	2.0-3.0%	6 ft	9	SF	$120	$1,056
35446	230.8 to 236.3 feet	Cross Slope (PAR)	2.0-3.0%	6 ft	30	SF	$120	$3,630
35449	240.3 to 251.8 feet	Cross Slope (PAR)	2.0-3.0%	6 ft	63	SF	$120	$7,590
41344	254.1 to 255.1 feet	Vertical Change	-1.4	6 ft	6	SF	$75	$413
35453	259.0 to 260.2 feet	Cross Slope (PAR)	2.0-3.0%	6 ft	7	SF	$120	$792

TOTAL COST FOR: SW *side of* **6TH ST** *Starting at:* **KINGS AVE** **$75,677.25**

Funding Source: TBD **Year to be Completed** TBD

Street Side	Run ID	Survey Street Name	Starting Street Name	End Street Name	Priority
SW	51909261211	6TH ST	LAKE AVE	SIDEWALK ENDS	61

ID	Dist. from Corner	Barrier Type	As-is Measurement/Notes	Sidewalk Width	Qty	Unit	Cost	Total
51423	5.8 to 6.8 feet	Vertical Change	-.3	6 ft	6	LF	$75	**$413**
37749	56.7 to 59.3 feet	Cross Slope (PAR)	2.0-3.0%	6 ft	14	SF	$120	**$1,716**
37750	125.3 to 132.2 feet	Cross Slope (PAR)	2.0-3.0%	6 ft	38	SF	$120	**$4,554**
56568	131.0 to 132.0 feet	Vertical Change	.4	6 ft	6	REF		
37752	138.7 to 140.3 feet	Cross Slope (PAR)	2.0-3.0%	6 ft	9	SF	$120	**$1,056**

TOTAL COST FOR: SW *side of* **6TH ST** *Starting at:* **LAKE AVE** **$7,738.50**

Funding Source: TBD **Year to be Completed** TBD

Street Side	Run ID	Survey Street Name	Starting Street Name	End Street Name	Priority
SW	51909261218	6TH ST	LAKE AVE	RIVERSIDE AVE	114.75

ID	Dist. from Corner	Barrier Type	As-is Measurement/Notes	Sidewalk Width	Qty	Unit	Cost	Total
37826	0.0 to 11.5 feet	Cross Slope (PAR)	2.0-3.0%	6 ft	63	SF	$120	**$7,590**
55833	10.3 to 11.3 feet	**Vertical Change**	.3	6 ft	6	REF		
37828	14.2 to 17.3 feet	Cross Slope (PAR)	2.0-3.0%	6 ft	17	SF	$120	**$2,046**
57109	19.8 to 20.8 feet	**Vertical Change**	.6	6 ft	6	SF	$75	**$413**
37829	22.8 to 33.1 feet	Cross Slope (PAR)	2.0-3.0%	6 ft	57	SF	$120	**$6,798**
60251	32.4 to 49.5 feet	Driveway				REF		
37833	38.7 to 42.0 feet	**Cross Slope (Driveway)**	7.0-8.0%	6 ft	18	SF	$40	**$726**
37835	42.6 to 47.6 feet	**Cross Slope (Driveway)**	5.0-6.0%	6 ft	28	SF	$40	**$1,100**
37838	49.3 to 58.8 feet	**Cross Slope (Driveway)**	2.0-3.0%	6 ft	52	SF	$40	**$2,090**
37842	62.4 to 65.3 feet	Cross Slope (PAR)	3.0-4.0%	6 ft	16	SF	$120	**$1,914**
37843	67.1 to 89.3 feet	Cross Slope (PAR)	2.0-3.0%	6 ft	122	SF	$120	**$14,652**
37849	110.8 to 133.7 feet	Cross Slope (PAR)	2.0-3.0%	6 ft	126	SF	$120	**$15,114**
60252	133.2 to 150.1 feet	Driveway				REF		
37855	148.0 to 149.6 feet	**Cross Slope (Driveway)**	7.0-8.0%	6 ft	9	SF	$40	**$352**
56570	148.2 to 149.2 feet	**Vertical Change**	.4	6 ft	6	REF		
37856	151.9 to 157.0 feet	Cross Slope (PAR)	3.0-4.0%	6 ft	28	SF	$120	**$3,366**
60253	159.9 to 182.6 feet	Driveway				REF		
37859	166.4 to 178.5 feet	**Cross Slope (Driveway)**	13.014	6 ft	67	SF	$40	**$2,662**
41094	182.3 to 183.8 feet	Running Slope	5.0-6.0%	6 ft	8	REF		
37863	195.5 to 199.9 feet	Cross Slope (PAR)	2.0-3.0%	6 ft	24	SF	$120	**$2,904**
37864	208.7 to 215.1 feet	Cross Slope (PAR)	2.0-3.0%	6 ft	35	SF	$120	**$4,224**
37866	222.2 to 237.2 feet	Cross Slope (PAR)	2.0-3.0%	6 ft	83	SF	$120	**$9,900**
37870	249.3 to 269.8 feet	Cross Slope (PAR)	2.0-3.0%	6 ft	113	SF	$120	**$13,530**
37874	273.3 to 276.9 feet	Cross Slope (PAR)	2.0-3.0%	6 ft	20	SF	$120	**$2,376**

TOTAL COST FOR: SW *side of* **6TH ST** *Starting at:* **LAKE AVE** **$91,756.50**

Funding Source: TBD **Year to be Completed** TBD

Street Side	Run ID	Survey Street Name	Starting Street Name	End Street Name	Priority
SW	51909261216	6TH ST	MONTEREY AVE	LAKE AVE	98.5

ID	Dist. from Corner	Barrier Type	As-is Measurement/Notes	Sidewalk Width	Qty	Unit	Cost	Total
196	6.6 to 7.6 feet	Continuous Width		12 ft	12	SF	$120	$1,440
37771	26.1 to 30.3 feet	Cross Slope (PAR)	2.0-3.0%	12 ft	50	SF	$120	$6,048
57579	30.4 to 31.4 feet	Vertical Change	2.7	12 ft	12	SF	$75	$900
57529	34.3 to 35.3 feet	Vertical Change	2	12 ft	12	SF	$75	$900
57503	39.2 to 40.2 feet	Vertical Change	1.7	12 ft	12	SF	$75	$900
37773	44.9 to 46.5 feet	Cross Slope (PAR)	3.0-4.0%	12 ft	19	SF	$120	$2,304
60248	46.8 to 59.5 feet	Driveway				REF		
37774	52.8 to 54.6 feet	Cross Slope (Driveway)	3.0-4.0%	12 ft	22	SF	$40	$864
37775	54.6 to 57.7 feet	Cross Slope (Driveway)	2.0-3.0%	12 ft	37	SF	$40	$1,488
60249	63.8 to 75.8 feet	Driveway				REF		
37777	73.8 to 75.3 feet	Cross Slope (Driveway)	2.0-3.0%	12 ft	18	SF	$40	$720
37778	80.1 to 83.6 feet	Cross Slope (PAR)	3.0-4.0%	12 ft	42	SF	$120	$5,040
37780	83.8 to 96.4 feet	Cross Slope (PAR)	2.0-3.0%	12 ft	151	SF	$120	$18,144
37785	119.2 to 126.7 feet	Cross Slope (PAR)	2.0-3.0%	12 ft	90	SF	$120	$10,800
60250	133.9 to 155.6 feet	Driveway				REF		
56569	135.3 to 136.3 feet	Vertical Change	.4	12 ft	12	REF		
37788	139.3 to 144.7 feet	Cross Slope (Driveway)	2.0-3.0%	12 ft	65	SF	$40	$2,592
37790	144.9 to 148.8 feet	Cross Slope (Driveway)	4.0-5.0%	12 ft	47	SF	$40	$1,872
37792	148.9 to 154.4 feet	Cross Slope (Driveway)	6.0-7.0%	12 ft	66	SF	$40	$2,640
37794	160.1 to 165.3 feet	Cross Slope (PAR)	2.0-3.0%	12 ft	62	SF	$120	$7,488
37796	166.1 to 186.8 feet	Cross Slope (PAR)	4.0-5.0%	12 ft	248	SF	$120	$29,808
37803	186.8 to 191.5 feet	Cross Slope (PAR)	2.0-3.0%	12 ft	56	SF	$120	$6,768
37804	195.3 to 206.6 feet	Cross Slope (PAR)	2.0-3.0%	12 ft	136	SF	$120	$16,272
197	199.0 to 200.0 feet	Continuous Width		12 ft	12	SF	$120	$1,440
37808	210.3 to 211.9 feet	Cross Slope (PAR)	2.0-3.0%	12 ft	19	SF	$120	$2,304
37809	214.6 to 215.8 feet	Cross Slope (PAR)	3.0-4.0%	12 ft	14	SF	$120	$1,728
37810	218.3 to 225.1 feet	Cross Slope (PAR)	2.0-3.0%	12 ft	82	SF	$120	$9,792
55830	221.8 to 222.8 feet	Vertical Change	.3	12 ft	12	REF		

Funding Source: TBD **Year to be Completed** TBD

Street Side	Run ID	Survey Street Name	Starting Street Name	End Street Name	Priority
SW	51909261216	6TH ST	MONTEREY AVE	LAKE AVE	98.5

ID	Dist. from Corner	Barrier Type	As-is Measurement/Notes	Sidewalk Width	Qty	Unit	Cost	Total
37813	229.3 to 231.7 feet	Cross Slope (PAR)	2.0-3.0%	12 ft	29	SF	$120	**$3,456**
37814	236.3 to 239.3 feet	Cross Slope (PAR)	2.0-3.0%	12 ft	36	SF	$120	**$4,320**
55831	239.1 to 240.1 feet	**Vertical Change**	.3	12 ft	12	REF		
37816	245.1 to 250.2 feet	Cross Slope (PAR)	2.0-3.0%	12 ft	61	SF	$120	**$7,344**
55832	251.3 to 252.3 feet	**Vertical Change**	.3	12 ft	12	REF		
37818	252.3 to 253.8 feet	Cross Slope (PAR)	2.0-3.0%	12 ft	18	SF	$120	**$2,160**
37819	258.5 to 292.3 feet	Cross Slope (PAR)	2.0-3.0%	12 ft	406	SF	$120	**$48,672**

TOTAL COST FOR: SW *side of* **6TH ST** *Starting at:* **MONTEREY AVE** **$198,204.00**

Funding Source: TBD **Year to be Completed** TBD

Street Side	Run ID	Survey Street Name	Starting Street Name	End Street Name	Priority
NE	1909261626	6TH ST	ORANGE AVE	TRINITY AVE	89

ID	Dist. from Corner	Barrier Type	As-is Measurement/Notes	Sidewalk Width	Qty	Unit	Cost	Total
56280	49.1 to 50.1 feet	Vertical Change	.4	5 ft	5	LF	$75	$375
55029	59.4 to 60.4 feet	Vertical Change	.3	5 ft	5	LF	$75	$375
24417	81.4 to 82.7 feet	Cross Slope (PAR)	2.0-3.0%	5 ft	6	SF	$120	$780
24418	86.2 to 92.1 feet	Cross Slope (PAR)	2.0-3.0%	5 ft	30	SF	$120	$3,540
59422	91.3 to 108.8 feet	Driveway				REF		
24421	94.4 to 97.2 feet	Cross Slope (Driveway)	6.0-7.0%	5 ft	14	SF	$40	$560
24422	99.0 to 107.5 feet	Cross Slope (Driveway)	4.0-5.0%	5 ft	43	SF	$40	$1,700
24426	107.5 to 110.6 feet	Cross Slope (Driveway)	2.0-3.0%	5 ft	16	SF	$40	$620
24427	114.0 to 115.9 feet	Cross Slope (PAR)	2.0-3.0%	5 ft	10	SF	$120	$1,140
24428	119.8 to 123.9 feet	Cross Slope (PAR)	2.0-3.0%	5 ft	21	SF	$120	$2,460
24429	137.8 to 141.8 feet	Cross Slope (PAR)	2.0-3.0%	5 ft	20	SF	$120	$2,400
59423	139.4 to 164.8 feet	Driveway				REF		
24431	141.8 to 145.0 feet	Cross Slope (Driveway)	4.0-5.0%	5 ft	16	SF	$40	$640
24433	145.0 to 150.3 feet	Cross Slope (Driveway)	6.0-7.0%	5 ft	27	SF	$40	$1,060
56281	151.1 to 152.1 feet	Vertical Change	.4	5 ft	5	REF		
24436	151.3 to 159.1 feet	Cross Slope (Driveway)	4.0-5.0%	5 ft	39	SF	$40	$1,560
24440	159.3 to 161.4 feet	Cross Slope (Driveway)	6.0-7.0%	5 ft	10	SF	$40	$420
24441	161.8 to 163.0 feet	Cross Slope (Driveway)	5.0-6.0%	5 ft	6	SF	$40	$240
24442	164.3 to 236.1 feet	Cross Slope (Driveway)	2.0-3.0%	5 ft	359	SF	$40	$14,360
55030	175.1 to 176.1 feet	Vertical Change	.3	5 ft	5	REF		
55031	185.9 to 186.9 feet	Vertical Change	.3	5 ft	5	REF		
24458	240.6 to 244.2 feet	Cross Slope (PAR)	3.0-4.0%	5 ft	18	SF	$120	$2,160
24459	244.2 to 246.3 feet	Cross Slope (PAR)	2.0-3.0%	5 ft	11	SF	$120	$1,260
59424	247.5 to 263.5 feet	Driveway				REF		
24460	254.8 to 258.0 feet	Cross Slope (Driveway)	2.0-3.0%	5 ft	16	SF	$40	$640
24461	264.9 to 306.8 feet	Cross Slope (PAR)	2.0-3.0%	5 ft	210	SF	$120	$25,140
55032	272.7 to 273.7 feet	Vertical Change	.3	5 ft	5	REF		
55033	281.4 to 282.4 feet	Vertical Change	.3	5 ft	5	REF		

Funding Source: TBD **Year to be Completed** TBD

Street Side	Run ID	Survey Street Name	Starting Street Name	End Street Name	Priority
NE	1909261626	6TH ST	ORANGE AVE	TRINITY AVE	89

ID	Dist. from Corner	Barrier Type	As-is Measurement/Notes	Sidewalk Width	Qty	Unit	Cost	Total
55034	300.5 to 301.5 feet	Vertical Change	.3	5 ft	5	REF		

TOTAL COST FOR: NE *side of* **6TH ST** *Starting at:* **ORANGE AVE** **$61,430.00**

Funding Source: TBD **Year to be Completed** TBD

Street Side	Run ID	Survey Street Name	Starting Street Name	End Street Name	Priority
SW	1909261613	6TH ST	ORANGE AVE	HUMBOLDT AVE	74

ID	Dist. from Corner	Barrier Type	As-is Measurement/Notes	Sidewalk Width	Qty	Unit	Cost	Total
55044	2.4 to 3.4 feet	Vertical Change	.3	5 ft	5	LF	$75	$375
55045	10.8 to 11.8 feet	Vertical Change	.3	5 ft	5	LF	$75	$375
55046	41.6 to 42.6 feet	Vertical Change	.3	5 ft	5	REF		
24560	42.4 to 43.5 feet	Cross Slope (PAR)	2.0-3.0%	5 ft	6	SF	$120	$660
55047	62.2 to 63.2 feet	Vertical Change	.3	5 ft	5	LF	$75	$375
24561	75.4 to 80.4 feet	Cross Slope (PAR)	2.0-3.0%	5 ft	25	SF	$120	$3,000
56287	78.7 to 79.7 feet	Vertical Change	.4	5 ft	5	REF		
59429	83.8 to 104.6 feet	Driveway				REF		
56288	109.3 to 110.3 feet	Vertical Change	.4	5 ft	5	LF	$75	$375
24562	130.9 to 139.5 feet	Cross Slope (PAR)	2.0-3.0%	5 ft	43	SF	$120	$5,160
56762	136.5 to 137.5 feet	Vertical Change	.5	5 ft	5	REF		
59430	140.8 to 158.7 feet	Driveway				REF		
55048	165.8 to 166.8 feet	Vertical Change	.3	5 ft	5	LF	$75	$375
55049	181.3 to 182.3 feet	Vertical Change	.3	5 ft	5	LF	$75	$375
55050	191.5 to 192.5 feet	Vertical Change	.3	5 ft	5	LF	$75	$375
24565	215.8 to 223.6 feet	Cross Slope (PAR)	2.0-3.0%	5 ft	39	SF	$120	$4,680
56763	221.1 to 222.1 feet	Vertical Change	.5	5 ft	5	REF		
59431	226.0 to 239.5 feet	Driveway				REF		
56764	245.0 to 246.0 feet	Vertical Change	.5	5 ft	5	REF		
24567	245.4 to 253.9 feet	Cross Slope (PAR)	2.0-3.0%	5 ft	43	SF	$120	$5,100
55051	269.3 to 270.3 feet	Vertical Change	.3	5 ft	5	LF	$75	$375
24570	279.1 to 283.1 feet	Cross Slope (PAR)	2.0-3.0%	5 ft	20	SF	$120	$2,400
55052	279.6 to 280.6 feet	Vertical Change	.3	5 ft	5	REF		
55053	289.8 to 290.8 feet	Vertical Change	.3	5 ft	5	LF	$75	$375
56289	300.0 to 301.0 feet	Vertical Change	.4	5 ft	5	LF	$75	$375

TOTAL COST FOR: SW *side of* **6TH ST** *Starting at:* **ORANGE AVE** **$24,750.00**

Funding Source: TBD **Year to be Completed** TBD

Street Side	Run ID	Survey Street Name	Starting Street Name	End Street Name	Priority
NE	51909261201	6TH ST	RIVERSIDE AVE	330 6TH ST	83

ID	Dist. from Corner	Barrier Type	As-is Measurement/Notes	Sidewalk Width	Qty	Unit	Cost	Total
37543	2.4 to 10.8 feet	Cross Slope (PAR)	2.0-3.0%	6 ft	46	SF	$120	**$5,544**
37546	10.8 to 14.5 feet	Cross Slope (PAR)	4.0-5.0%	6 ft	20	SF	$120	**$2,442**
37548	17.3 to 18.9 feet	Cross Slope (PAR)	3.0-4.0%	6 ft	9	SF	$120	**$1,056**
37549	18.9 to 27.0 feet	Cross Slope (PAR)	2.0-3.0%	6 ft	45	SF	$120	**$5,346**
37552	27.0 to 33.4 feet	Cross Slope (PAR)	4.0-5.0%	6 ft	35	SF	$120	**$4,224**
37554	34.7 to 97.3 feet	Cross Slope (PAR)	2.0-3.0%	6 ft	344	SF	$120	**$41,316**
56563	103.6 to 104.6 feet	**Vertical Change**	.4	6 ft	6	LF	$75	**$413**
37573	106.8 to 109.9 feet	Cross Slope (PAR)	2.0-3.0%	6 ft	17	SF	$120	**$2,046**

TOTAL COST FOR: NE *side of* **6TH ST** *Starting at:* **RIVERSIDE AVE** **$62,386.50**

Funding Source: TBD **Year to be Completed** TBD

Street Side	Run ID	Survey Street Name	Starting Street Name	End Street Name	Priority
NE	51909261226	6TH ST	RIVERSIDE AVE	SIDEWALK ENDS	128.25

ID	Dist. from Corner	Barrier Type	As-is Measurement/Notes	Sidewalk Width	Qty	Unit	Cost	Total
37909	15.3 to 45.9 feet	Cross Slope (PAR)	2.0-3.0%	6 ft	168	SF	$120	**$20,196**
51426	31.4 to 32.4 feet	**Vertical Change**	-.3	6 ft	6	REF		
37915	49.1 to 50.9 feet	Cross Slope (PAR)	2.0-3.0%	6 ft	10	SF	$120	**$1,188**
55836	57.7 to 58.7 feet	**Vertical Change**	.3	6 ft	6	LF	$75	**$413**
37916	60.2 to 66.4 feet	Cross Slope (PAR)	2.0-3.0%	6 ft	34	SF	$120	**$4,092**
37917	70.9 to 74.8 feet	Cross Slope (PAR)	2.0-3.0%	6 ft	21	SF	$120	**$2,574**
55837	78.9 to 79.9 feet	**Vertical Change**	.3	6 ft	6	REF		
37918	79.2 to 87.0 feet	Cross Slope (PAR)	2.0-3.0%	6 ft	43	SF	$120	**$5,148**
60256	86.3 to 107.5 feet	Driveway				REF		
37919	91.6 to 108.7 feet	**Cross Slope (Driveway)**	14.0-15.0%	6 ft	94	SF	$40	**$3,762**
41097	108.8 to 110.4 feet	Running Slope	5.0-6.0%	6 ft	9	SF	$120	**$1,056**
57282	109.8 to 110.8 feet	**Vertical Change**	.8	6 ft	6	SF	$75	**$413**
198	111.9 to 112.9 feet	**Continuous Width**		6 ft	6	SF	$120	**$660**
37924	138.1 to 141.7 feet	Cross Slope (PAR)	2.0-3.0%	6 ft	20	SF	$120	**$2,376**

TOTAL COST FOR: NE *side of* **6TH ST** *Starting at:* **RIVERSIDE AVE** **$41,877.00**

Funding Source: TBD **Year to be Completed** TBD

Street Side	Run ID	Survey Street Name	Starting Street Name	End Street Name	Priority
SW	51909261219	6TH ST	RIVERSIDE AVE	SIDEWALK ENDS	104.25

ID	Dist. from Corner	Barrier Type	As-is Measurement/Notes	Sidewalk Width	Qty	Unit	Cost	Total
51424	30.1 to 31.1 feet	Vertical Change	-.3	6 ft	6	LF	$75	$413
55834	32.3 to 33.3 feet	Vertical Change	.3	6 ft	6	LF	$75	$413
37875	47.5 to 53.3 feet	Cross Slope (PAR)	2.0-3.0%	6 ft	32	SF	$120	$3,828
37877	57.6 to 59.5 feet	Cross Slope (PAR)	2.0-3.0%	6 ft	10	SF	$120	$1,254
37878	67.3 to 68.3 feet	Cross Slope (PAR)	2.0-3.0%	6 ft	6	SF	$120	$660
37879	77.7 to 78.8 feet	Cross Slope (PAR)	2.0-3.0%	6 ft	6	SF	$120	$726
37880	95.6 to 98.0 feet	Cross Slope (PAR)	2.0-3.0%	6 ft	13	SF	$120	$1,584
37881	105.7 to 108.6 feet	Cross Slope (PAR)	2.0-3.0%	6 ft	16	SF	$120	$1,914
60254	108.2 to 127.8 feet	Driveway				REF		
41095	109.5 to 111.0 feet	Running Slope	5.0-6.0%	6 ft	8	REF		
37882	112.2 to 113.4 feet	Cross Slope (Driveway)	11.0-12.0%	6 ft	7	SF	$40	$264
37883	116.8 to 124.2 feet	Cross Slope (Driveway)	14.0-15.0%	6 ft	41	SF	$40	$1,628
37886	124.2 to 125.3 feet	Cross Slope (Driveway)	12.0-13.0%	6 ft	6	SF	$40	$242

TOTAL COST FOR: SW *side of* **6TH ST** *Starting at:* **RIVERSIDE AVE** **$12,925.00**

Funding Source: TBD **Year to be Completed** TBD

Street Side	Run ID	Survey Street Name	Starting Street Name	End Street Name	Priority
NE	51909251447	6TH ST	ROBERTSON BLVD	SIDEWALK ENDS	106.5

ID	Dist. from Corner	Barrier Type	As-is Measurement/Notes	Sidewalk Width	Qty	Unit	Cost	Total
35454	0.0 to 7.8 feet	Cross Slope (PAR)	3.0-4.0%	10 ft	78	SF	$120	**$9,360**
35456	10.9 to 35.5 feet	Cross Slope (PAR)	3.0-4.0%	10 ft	246	SF	$120	**$29,520**
60124	12.9 to 31.7 feet	Driveway				REF		
35461	37.7 to 47.8 feet	Cross Slope (PAR)	3.0-4.0%	10 ft	101	SF	$120	**$12,120**
35463	47.8 to 51.6 feet	Cross Slope (PAR)	5.0-6.0%	10 ft	38	SF	$120	**$4,560**
35465	51.6 to 53.9 feet	Cross Slope (PAR)	3.0-4.0%	10 ft	23	SF	$120	**$2,760**
35466	53.9 to 57.8 feet	Cross Slope (PAR)	2.0-3.0%	10 ft	39	SF	$120	**$4,680**
35467	64.0 to 74.6 feet	Cross Slope (PAR)	2.0-3.0%	10 ft	106	SF	$120	**$12,720**
35471	75.4 to 83.0 feet	Cross Slope (PAR)	4.0-5.0%	10 ft	76	SF	$120	**$9,120**
35474	83.0 to 85.7 feet	Cross Slope (PAR)	2.0-3.0%	10 ft	27	SF	$120	**$3,240**
41233	86.3 to 87.3 feet	**Vertical Change**	-2	10 ft	10	SF	$75	**$750**
60125	89.2 to 108.8 feet	Driveway				REF		
35475	89.4 to 93.8 feet	**Cross Slope (Driveway)**	2.0-3.0%	10 ft	44	SF	$40	**$1,760**
57099	91.8 to 92.8 feet	**Vertical Change**	.6	10 ft	10	REF		
35477	97.4 to 109.9 feet	**Cross Slope (Driveway)**	2.0-3.0%	10 ft	125	SF	$40	**$5,000**
35483	110.1 to 123.7 feet	Cross Slope (PAR)	4.0-5.0%	10 ft	136	SF	$120	**$16,320**
35489	128.3 to 139.3 feet	Cross Slope (PAR)	3.0-4.0%	10 ft	110	SF	$120	**$13,200**
60126	133.0 to 153.5 feet	Driveway				REF		
35493	150.3 to 154.4 feet	**Cross Slope (Driveway)**	3.0-4.0%	10 ft	41	SF	$40	**$1,640**

TOTAL COST FOR: NE *side of* **6TH ST** *Starting at:* **ROBERTSON BLVD** **$126,750.00**

Funding Source: TBD **Year to be Completed** TBD

Street Side	Run ID	Survey Street Name	Starting Street Name	End Street Name	Priority
SW	1909261606	6TH ST	ROBERTSON BLVD	TRINITY AVE	74.5

ID	Dist. from Corner	Barrier Type	As-is Measurement/Notes	Sidewalk Width	Qty	Unit	Cost	Total
24580	0.0 to 4.6 feet	Cross Slope (PAR)	2.0-3.0%	5 ft	23	SF	$120	**$2,760**
24581	8.1 to 19.3 feet	Cross Slope (PAR)	2.0-3.0%	5 ft	56	SF	$120	**$6,720**
24583	109.7 to 114.8 feet	Cross Slope (PAR)	2.0-3.0%	5 ft	26	SF	$120	**$3,060**
24584	118.8 to 121.3 feet	Cross Slope (PAR)	2.0-3.0%	5 ft	13	SF	$120	**$1,500**
59433	121.2 to 137.5 feet	Driveway				REF		
24585	125.3 to 132.0 feet	**Cross Slope (Driveway)**	2.0-3.0%	5 ft	34	SF	$40	**$1,340**
59434	143.8 to 162.3 feet	Driveway				REF		
24588	149.0 to 155.7 feet	**Cross Slope (Driveway)**	5.0-6.0%	5 ft	33	SF	$40	**$1,340**
24589	161.0 to 162.1 feet	**Cross Slope (Driveway)**	3.0-4.0%	5 ft	6	SF	$40	**$220**
24590	162.1 to 182.2 feet	**Cross Slope (Driveway)**	2.0-3.0%	5 ft	101	SF	$40	**$4,020**
24592	185.8 to 195.3 feet	Cross Slope (PAR)	2.0-3.0%	5 ft	48	SF	$120	**$5,700**
24596	199.4 to 200.7 feet	Cross Slope (PAR)	3.0-4.0%	5 ft	7	SF	$120	**$780**
24597	202.3 to 206.8 feet	Cross Slope (PAR)	2.0-3.0%	5 ft	23	SF	$120	**$2,700**
24598	218.6 to 240.3 feet	Cross Slope (PAR)	2.0-3.0%	5 ft	109	SF	$120	**$13,020**
24602	243.4 to 263.2 feet	Cross Slope (PAR)	2.0-3.0%	5 ft	99	SF	$120	**$11,880**
24605	265.6 to 274.7 feet	Cross Slope (PAR)	2.0-3.0%	5 ft	45	SF	$120	**$5,460**
24607	279.1 to 305.3 feet	Cross Slope (PAR)	2.0-3.0%	5 ft	131	SF	$120	**$15,720**
56292	294.8 to 295.8 feet	**Vertical Change**	.4	5 ft	5	REF		

TOTAL COST FOR: SW *side of* **6TH ST** *Starting at:* **ROBERTSON BLVD** **$76,220.00**

Funding Source: TBD **Year to be Completed** TBD

Street Side	Run ID	Survey Street Name	Starting Street Name	End Street Name	Priority
NE	51909261224	6TH ST	SIDEWALK BEGINS	RIVERSIDE AVE	117.25

ID	Dist. from Corner	Barrier Type	As-is Measurement/Notes	Sidewalk Width	Qty	Unit	Cost	Total
37887	0.1 to 28.3 feet	Cross Slope (PAR)	2.0-3.0%	6 ft	155	SF	$120	**$18,612**
56889	4.0 to 5.0 feet	**Vertical Change**	.5	6 ft	6	REF		
51425	27.7 to 28.7 feet	**Vertical Change**	-.3	6 ft	6	REF		
60255	27.9 to 52.5 feet	Driveway				REF		
37893	33.2 to 52.9 feet	**Cross Slope (Driveway)**	14.0-15.0%	6 ft	108	SF	$40	**$4,334**
41096	53.3 to 55.9 feet	Running Slope	6.0-7.0%	6 ft	14	SF	$120	**$1,716**
37897	56.7 to 74.4 feet	Cross Slope (PAR)	3.0-4.0%	6 ft	97	SF	$120	**$11,682**
37898	74.7 to 90.6 feet	Cross Slope (PAR)	2.0-3.0%	6 ft	87	SF	$120	**$10,494**
37900	93.2 to 97.8 feet	Cross Slope (PAR)	2.0-3.0%	6 ft	25	SF	$120	**$3,036**
37901	101.1 to 134.8 feet	Cross Slope (PAR)	2.0-3.0%	6 ft	185	SF	$120	**$22,242**
55835	136.0 to 137.0 feet	**Vertical Change**	.3	6 ft	6	LF	$75	**$413**
37908	139.5 to 140.5 feet	Cross Slope (PAR)	3.0-4.0%	6 ft	6	SF	$120	**$660**

TOTAL COST FOR: NE *side of* **6TH ST** *Starting at:* **SIDEWALK BEGINS** **$73,188.50**

Funding Source: TBD **Year to be Completed** TBD

Street Side	Run ID	Survey Street Name	Starting Street Name	End Street Name	Priority
NE	51909261229	6TH ST	SIDEWALK BEGINS	MONTEREY AVE	88

ID	Dist. from Corner	Barrier Type	As-is Measurement/Notes	Sidewalk Width	Qty	Unit	Cost	Total
57110	21.7 to 22.7 feet	Vertical Change	.6	6 ft	6	SF	$75	$413
37926	23.0 to 25.1 feet	Cross Slope (PAR)	2.0-3.0%	6 ft	12	SF	$120	$1,386
51427	30.8 to 31.8 feet	Vertical Change	-.3	6 ft	6	LF	$75	$413
60257	38.0 to 56.4 feet	Driveway				REF		
55838	38.9 to 39.9 feet	Vertical Change	.3	6 ft	6	REF		
37927	39.7 to 42.5 feet	Cross Slope (Driveway)	2.0-3.0%	6 ft	15	SF	$40	$616
37928	46.1 to 59.8 feet	Cross Slope (Driveway)	2.0-3.0%	6 ft	75	SF	$40	$3,014
51428	57.6 to 58.7 feet	Vertical Change	-.3	6 ft	6	REF		
37930	65.8 to 73.8 feet	Cross Slope (PAR)	2.0-3.0%	6 ft	44	SF	$120	$5,280
37933	78.3 to 81.4 feet	Cross Slope (PAR)	2.0-3.0%	6 ft	17	SF	$120	$2,046
37934	84.2 to 99.0 feet	Cross Slope (PAR)	2.0-3.0%	6 ft	81	SF	$120	$9,768
37937	102.1 to 103.2 feet	Cross Slope (PAR)	2.0-3.0%	6 ft	6	SF	$120	$726
55839	107.8 to 108.8 feet	Vertical Change	.3	6 ft	6	LF	$75	$413
51430	118.3 to 119.3 feet	Vertical Change	-.3	6 ft	6	REF		
37938	118.8 to 120.3 feet	Cross Slope (PAR)	2.0-3.0%	6 ft	8	SF	$120	$990
37939	123.2 to 128.5 feet	Cross Slope (PAR)	4.0-5.0%	6 ft	29	SF	$120	$3,498
37941	128.5 to 142.7 feet	Cross Slope (PAR)	2.0-3.0%	6 ft	78	SF	$120	$9,372
51431	134.4 to 135.4 feet	Vertical Change	-.3	6 ft	6	REF		
51432	139.5 to 140.5 feet	Vertical Change	-.3	6 ft	6	REF		

TOTAL COST FOR: NE *side of* **6TH ST** *Starting at:* **SIDEWALK BEGINS** **$37,933.50**

Funding Source: TBD **Year to be Completed** TBD

Street Side	Run ID	Survey Street Name	Starting Street Name	End Street Name	Priority
NE	51909261231	6TH ST	SIDEWALK BEGINS	SIDEWALK ENDS	87

ID	Dist. from Corner	Barrier Type	As-is Measurement/Notes	Sidewalk Width	Qty	Unit	Cost	Total
37946	3.0 to 6.2 feet	Cross Slope (PAR)	3.0-4.0%	10 ft	32	SF	$120	**$3,840**
37947	6.2 to 7.2 feet	Cross Slope (PAR)	2.0-3.0%	10 ft	10	SF	$120	**$1,200**
57217	9.4 to 10.4 feet	**Vertical Change**	.7	10 ft	10	SF	$75	**$750**
37948	10.9 to 13.0 feet	Cross Slope (PAR)	2.0-3.0%	10 ft	21	SF	$120	**$2,520**
56571	22.7 to 23.7 feet	**Vertical Change**	.4	10 ft	10	LF	$75	**$750**
37949	28.3 to 31.4 feet	Cross Slope (PAR)	2.0-3.0%	10 ft	31	SF	$120	**$3,720**
60258	34.1 to 46.3 feet	Driveway				REF		
60259	64.8 to 76.8 feet	Driveway				REF		
60260	94.6 to 120.3 feet	Driveway				REF		
37950	133.2 to 136.9 feet	Cross Slope (PAR)	2.0-3.0%	10 ft	37	SF	$120	**$4,440**

TOTAL COST FOR: NE *side of* **6TH ST** *Starting at:* **SIDEWALK BEGINS** **$17,220.00**

Funding Source: TBD **Year to be Completed** TBD

Street Side	Run ID	Survey Street Name	Starting Street Name	End Street Name	Priority
SW	51909261213	6TH ST	SIDEWALK BEGINS	MONTEREY AVE	84.5

ID	Dist. from Corner	Barrier Type	As-is Measurement/Notes	Sidewalk Width	Qty	Unit	Cost	Total
60246	1.9 to 23.7 feet	Driveway				REF		
37753	8.2 to 9.2 feet	Cross Slope (Driveway)	2.0-3.0%	12 ft	12	SF	$40	**$480**
37754	19.7 to 25.0 feet	Cross Slope (Driveway)	2.0-3.0%	12 ft	64	SF	$40	**$2,544**
37756	27.2 to 38.3 feet	Cross Slope (PAR)	3.0-4.0%	12 ft	133	SF	$120	**$15,984**
60247	35.0 to 50.3 feet	Driveway				REF		
42359	35.8 to 36.8 feet	Vertical Change	-.7	12 ft	12	REF		
37762	40.2 to 42.2 feet	Cross Slope (Driveway)	5.0-6.0%	12 ft	24	SF	$40	**$960**
37764	77.8 to 85.1 feet	Cross Slope (PAR)	2.0-3.0%	12 ft	88	SF	$120	**$10,512**
47836	80.8 to 81.8 feet	Vertical Change	-.4	12 ft	12	REF		
41883	109.2 to 110.2 feet	Vertical Change	-.8	12 ft	12	SF	$75	**$900**
57420	137.3 to 138.3 feet	Vertical Change	1.2	12 ft	12	SF	$75	**$900**

TOTAL COST FOR: SW *side of* **6TH ST** *Starting at:* **SIDEWALK BEGINS** **$32,280.00**

Funding Source: TBD **Year to be Completed** TBD

Street Side	Run ID	Survey Street Name	Starting Street Name	End Street Name	Priority
NE	1909261630	6TH ST	TRINITY AVE	ROBERTSON BLVD	80

ID	Dist. from Corner	Barrier Type	As-is Measurement/Notes	Sidewalk Width	Qty	Unit	Cost	Total
56278	11.8 to 12.8 feet	Vertical Change	.4	5 ft	5	LF	$75	$375
24355	13.7 to 15.1 feet	Cross Slope (PAR)	2.0-3.0%	5 ft	7	SF	$120	$840
55024	29.7 to 30.7 feet	Vertical Change	.3	5 ft	5	LF	$75	$375
24356	34.1 to 37.5 feet	Cross Slope (PAR)	2.0-3.0%	5 ft	17	SF	$120	$2,040
24358	42.2 to 64.0 feet	Cross Slope (PAR)	2.0-3.0%	5 ft	109	SF	$120	$13,080
24367	66.3 to 80.9 feet	Cross Slope (PAR)	2.0-3.0%	5 ft	73	SF	$120	$8,760
55025	78.9 to 82.2 feet	Vertical Change	.3	5 ft	16	REF		
24372	80.9 to 92.9 feet	Cross Slope (PAR)	4.0-5.0%	5 ft	60	SF	$120	$7,200
24377	93.5 to 95.7 feet	Cross Slope (PAR)	2.0-3.0%	5 ft	11	SF	$120	$1,320
55027	106.3 to 107.3 feet	Vertical Change	.3	5 ft	5	REF		
24378	106.3 to 109.3 feet	Cross Slope (PAR)	2.0-3.0%	5 ft	15	SF	$120	$1,800
24380	110.9 to 112.8 feet	Cross Slope (PAR)	4.0-5.0%	5 ft	10	SF	$120	$1,140
24381	117.8 to 122.7 feet	Cross Slope (PAR)	3.0-4.0%	5 ft	25	SF	$120	$2,940
24383	122.7 to 149.7 feet	Cross Slope (PAR)	2.0-3.0%	5 ft	135	SF	$120	$16,200
59419	122.8 to 178.8 feet	Driveway				REF		
56758	131.1 to 132.1 feet	Vertical Change	.5	5 ft	5	REF		
24392	150.9 to 163.0 feet	Cross Slope (Driveway)	4.0-5.0%	5 ft	61	SF	$40	$2,420
57560	154.3 to 155.3 feet	Vertical Change	2.4	5 ft	5	REF		
24396	163.0 to 164.1 feet	Cross Slope (Driveway)	2.0-3.0%	5 ft	6	SF	$40	$220
24397	171.7 to 176.8 feet	Cross Slope (Driveway)	2.0-3.0%	5 ft	26	SF	$40	$1,020
55028	173.0 to 174.0 feet	Vertical Change	.3	5 ft	5	REF		
57473	180.9 to 181.9 feet	Vertical Change	1.5	5 ft	5	SF	$75	$375
24398	199.1 to 203.6 feet	Cross Slope (PAR)	2.0-3.0%	5 ft	23	SF	$120	$2,700
24399	207.2 to 223.7 feet	Cross Slope (PAR)	2.0-3.0%	5 ft	83	SF	$120	$9,900
24404	223.7 to 227.7 feet	Cross Slope (PAR)	4.0-5.0%	5 ft	20	SF	$120	$2,400
59420	226.7 to 245.8 feet	Driveway				REF		
24406	228.3 to 248.5 feet	Cross Slope (Driveway)	2.0-3.0%	5 ft	101	SF	$40	$4,040
56279	257.8 to 258.8 feet	Vertical Change	.4	5 ft	5	REF		

Funding Source: TBD **Year to be Completed** TBD

Street Side	Run ID	Survey Street Name	Starting Street Name	End Street Name	Priority
NE	1909261630	6TH ST	TRINITY AVE	ROBERTSON BLVD	80

ID	Dist. from Corner	Barrier Type	As-is Measurement/Notes	Sidewalk Width	Qty	Unit	Cost	Total
24408	258.7 to 271.0 feet	Cross Slope (PAR)	2.0-3.0%	5 ft	62	SF	$120	**$7,380**
24411	284.1 to 290.2 feet	Cross Slope (PAR)	2.0-3.0%	5 ft	30	SF	$120	**$3,660**
59421	295.0 to 305.2 feet	Driveway				REF		
24413	296.1 to 308.4 feet	**Cross Slope (Driveway)**	2.0-3.0%	5 ft	61	SF	$40	**$2,460**

TOTAL COST FOR: NE *side of* **6TH ST** *Starting at:* **TRINITY AVE** **$92,645.00**

Funding Source: TBD **Year to be Completed** TBD

Street Side	Run ID	Survey Street Name	Starting Street Name	End Street Name	Priority
SW	1909261610	6TH ST	TRINITY AVE	ORANGE AVE	94

ID	Dist. from Corner	Barrier Type	As-is Measurement/Notes	Sidewalk Width	Qty	Unit	Cost	Total
24571	0.2 to 2.5 feet	Cross Slope (PAR)	3.0-4.0%	5 ft	12	SF	$120	**$1,380**
24572	2.5 to 12.9 feet	Cross Slope (PAR)	2.0-3.0%	5 ft	52	SF	$120	**$6,240**
55054	10.4 to 11.4 feet	**Vertical Change**	.3	5 ft	5	REF		
56290	31.8 to 32.8 feet	**Vertical Change**	.4	5 ft	5	LF	$75	**$375**
24575	66.1 to 69.2 feet	Cross Slope (PAR)	2.0-3.0%	5 ft	16	SF	$120	**$1,860**
55055	69.5 to 70.5 feet	**Vertical Change**	.3	5 ft	5	LF	$75	**$375**
55056	110.5 to 111.5 feet	**Vertical Change**	.3	5 ft	5	LF	$75	**$375**
55057	134.4 to 135.4 feet	**Vertical Change**	.3	5 ft	5	LF	$75	**$375**
59432	140.2 to 160.8 feet	Driveway				REF		
24576	145.3 to 158.3 feet	**Cross Slope (Driveway)**	9.0-10.0%	5 ft	65	SF	$40	**$2,600**
56291	165.6 to 166.6 feet	**Vertical Change**	.4	5 ft	5	LF	$75	**$375**
56765	219.9 to 220.9 feet	**Vertical Change**	.5	5 ft	5	SF	$75	**$375**
57191	296.6 to 297.6 feet	**Vertical Change**	.7	5 ft	5	SF	$75	**$375**

TOTAL COST FOR: SW *side of* **6TH ST** *Starting at:* **TRINITY AVE** **$14,705.00**

Funding Source: TBD **Year to be Completed** TBD

Street Side	Run ID	Survey Street Name	Starting Street Name	End Street Name	Priority
SW	51909261209	6TH ST	VENTURA AVE	SONOMA AVE	64

ID	Dist. from Corner	Barrier Type	As-is Measurement/Notes	Sidewalk Width	Qty	Unit	Cost	Total
37684	0.0 to 3.0 feet	Cross Slope (PAR)	3.0-4.0%	6 ft	17	SF	$120	**$1,980**
37685	5.0 to 6.9 feet	Cross Slope (PAR)	2.0-3.0%	6 ft	10	SF	$120	**$1,254**
37686	9.3 to 15.3 feet	Cross Slope (PAR)	2.0-3.0%	6 ft	33	SF	$120	**$3,960**
37690	17.7 to 18.8 feet	Cross Slope (PAR)	3.0-4.0%	6 ft	6	SF	$120	**$726**
37691	21.3 to 27.3 feet	Cross Slope (PAR)	2.0-3.0%	6 ft	33	SF	$120	**$3,960**
37693	27.6 to 32.3 feet	Cross Slope (PAR)	4.0-5.0%	6 ft	26	SF	$120	**$3,102**
37694	34.1 to 47.0 feet	Cross Slope (PAR)	2.0-3.0%	6 ft	71	SF	$120	**$8,514**
37698	49.9 to 54.8 feet	Cross Slope (PAR)	2.0-3.0%	6 ft	27	SF	$120	**$3,234**
37701	54.8 to 64.2 feet	Cross Slope (PAR)	4.0-5.0%	6 ft	52	SF	$120	**$6,204**
37705	65.2 to 66.2 feet	Cross Slope (PAR)	2.0-3.0%	6 ft	6	SF	$120	**$660**
51421	67.9 to 68.9 feet	**Vertical Change**	-.3	6 ft	6	LF	$75	**$413**
37706	69.3 to 73.2 feet	Cross Slope (PAR)	2.0-3.0%	6 ft	21	SF	$120	**$2,574**
37708	78.8 to 80.6 feet	Cross Slope (PAR)	2.0-3.0%	6 ft	10	SF	$120	**$1,188**
37709	82.8 to 84.7 feet	Cross Slope (PAR)	3.0-4.0%	6 ft	10	SF	$120	**$1,254**
37710	87.5 to 90.3 feet	Cross Slope (PAR)	2.0-3.0%	6 ft	15	SF	$120	**$1,848**
37711	92.6 to 100.5 feet	Cross Slope (PAR)	2.0-3.0%	6 ft	43	SF	$120	**$5,214**
37714	101.8 to 122.8 feet	Cross Slope (PAR)	4.0-5.0%	6 ft	116	SF	$120	**$13,860**
37722	122.8 to 124.0 feet	Cross Slope (PAR)	2.0-3.0%	6 ft	7	SF	$120	**$792**
55827	123.9 to 124.9 feet	**Vertical Change**	.3	6 ft	6	REF		
60245	125.3 to 144.6 feet	Driveway				REF		
37723	128.0 to 131.9 feet	**Cross Slope (Driveway)**	2.0-3.0%	6 ft	21	SF	$40	**$858**
51422	138.8 to 139.8 feet	**Vertical Change**	-.3	6 ft	6	REF		
37725	146.1 to 147.6 feet	Cross Slope (PAR)	2.0-3.0%	6 ft	8	SF	$120	**$990**
37726	149.7 to 158.3 feet	Cross Slope (PAR)	3.0-4.0%	6 ft	47	SF	$120	**$5,676**
37727	158.3 to 165.9 feet	Cross Slope (PAR)	2.0-3.0%	6 ft	42	SF	$120	**$5,016**
37731	173.8 to 175.5 feet	Cross Slope (PAR)	2.0-3.0%	6 ft	9	SF	$120	**$1,122**
37732	179.0 to 184.9 feet	Cross Slope (PAR)	3.0-4.0%	6 ft	32	SF	$120	**$3,894**
37734	184.9 to 187.0 feet	Cross Slope (PAR)	2.0-3.0%	6 ft	12	SF	$120	**$1,386**

Funding Source: TBD **Year to be Completed** TBD

Street Side	Run ID	Survey Street Name	Starting Street Name	End Street Name	Priority
SW	51909261209	6TH ST	VENTURA AVE	SONOMA AVE	64

ID	Dist. from Corner	Barrier Type	As-is Measurement/Notes	Sidewalk Width	Qty	Unit	Cost	Total
37735	225.9 to 247.0 feet	Cross Slope (PAR)	2.0-3.0%	6 ft	116	SF	$120	**$13,926**
55828	248.5 to 249.5 feet	**Vertical Change**	.3	6 ft	6	LF	$75	**$413**
37743	263.3 to 283.7 feet	Cross Slope (PAR)	2.0-3.0%	6 ft	112	SF	$120	**$13,464**

TOTAL COST FOR: SW *side of* **6TH ST** *Starting at:* **VENTURA AVE** **$107,481.00**

Funding Source: TBD **Year to be Completed** TBD

Street Side	Run ID	Survey Street Name	Starting Street Name	End Street Name	Priority
NE	1909261549	7TH ST	ALAMEDA AVE	HUMBOLDT AVE	104

ID	Dist. from Corner	Barrier Type	As-is Measurement/Notes	Sidewalk Width	Qty	Unit	Cost	Total
24676	0.0 to 18.1 feet	Cross Slope (PAR)	5.0-6.0%	5 ft	81	SF	$120	**$9,774**
24682	45.3 to 100.0 feet	Cross Slope (PAR)	4.0-5.0%	5 ft	246	SF	$120	**$29,538**
55077	52.0 to 53.0 feet	**Vertical Change**	.3	5 ft	5	REF		
24695	102.8 to 129.4 feet	Cross Slope (PAR)	4.0-5.0%	5 ft	120	SF	$120	**$14,364**
24699	130.8 to 132.4 feet	Cross Slope (PAR)	2.0-3.0%	5 ft	7	SF	$120	**$864**
59440	133.9 to 155.2 feet	Driveway				REF		
57192	136.1 to 137.1 feet	**Vertical Change**	.7	5 ft	5	REF		
84	138.8 to 139.8 feet	**Continuous Width**		5 ft	5	SF	$120	**$540**
55078	157.1 to 158.1 feet	**Vertical Change**	.3	5 ft	5	LF	$75	**$338**
85	158.5 to 159.5 feet	**Continuous Width**		5 ft	5	SF	$120	**$540**
24700	161.0 to 196.2 feet	Cross Slope (PAR)	2.0-3.0%	5 ft	158	SF	$120	**$19,008**
57048	191.1 to 192.1 feet	**Vertical Change**	.6	5 ft	5	REF		
24711	196.2 to 200.7 feet	Cross Slope (PAR)	4.0-5.0%	5 ft	20	SF	$120	**$2,430**
59441	199.3 to 220.9 feet	Driveway				REF		
24712	203.6 to 218.6 feet	**Cross Slope (Driveway)**	>15%	5 ft	68	SF	$40	**$2,700**
24713	221.5 to 227.4 feet	Cross Slope (PAR)	5.0-6.0%	5 ft	27	SF	$120	**$3,186**
24716	227.8 to 232.2 feet	Cross Slope (PAR)	6.0-7.0%	5 ft	20	SF	$120	**$2,376**
24719	232.7 to 236.7 feet	Cross Slope (PAR)	8.0-9.0%	5 ft	18	SF	$120	**$2,160**
24721	237.6 to 242.4 feet	Cross Slope (PAR)	6.0-7.0%	5 ft	22	SF	$120	**$2,592**
57387	240.5 to 241.5 feet	**Vertical Change**	1.1	5 ft	5	REF		
24724	243.3 to 274.3 feet	Cross Slope (PAR)	4.0-5.0%	5 ft	140	SF	$120	**$16,740**
55079	271.3 to 272.3 feet	**Vertical Change**	.3	5 ft	5	REF		
24730	274.7 to 277.6 feet	Cross Slope (PAR)	6.0-7.0%	5 ft	13	SF	$120	**$1,566**
24731	277.6 to 281.7 feet	Cross Slope (PAR)	5.0-6.0%	5 ft	18	SF	$120	**$2,214**
24732	281.7 to 285.3 feet	Cross Slope (PAR)	6.0-7.0%	5 ft	16	SF	$120	**$1,944**
24734	285.3 to 293.1 feet	Cross Slope (PAR)	5.0-6.0%	5 ft	35	SF	$120	**$4,212**

TOTAL COST FOR: NE *side of* **7TH ST** *Starting at:* **ALAMEDA AVE** **$117,085.50**

Funding Source: TBD **Year to be Completed** TBD

Street Side	Run ID	Survey Street Name	Starting Street Name	End Street Name	Priority
NE	1909261542	7TH ST	COLUSA AVE	SIDEWALK ENDS	66.25

ID	Dist. from Corner	Barrier Type	As-is Measurement/Notes	Sidewalk Width	Qty	Unit	Cost	Total
24767	0.0 to 3.2 feet	Cross Slope (PAR)	3.0-4.0%	5 ft	14	SF	$120	**$1,728**
24768	3.2 to 17.4 feet	Cross Slope (PAR)	2.0-3.0%	5 ft	64	SF	$120	**$7,668**
24769	67.1 to 77.0 feet	Cross Slope (PAR)	2.0-3.0%	5 ft	45	SF	$120	**$5,346**
24772	81.2 to 85.9 feet	Cross Slope (PAR)	2.0-3.0%	5 ft	21	SF	$120	**$2,538**
24774	90.4 to 93.6 feet	Cross Slope (PAR)	2.0-3.0%	5 ft	14	SF	$120	**$1,728**
55081	91.7 to 92.7 feet	**Vertical Change**	.3	5 ft	5	REF		
59443	96.3 to 115.2 feet	Driveway				REF		
55082	96.8 to 97.8 feet	**Vertical Change**	.3	5 ft	5	REF		
40719	98.3 to 100.2 feet	Running Slope	5.0-6.0%	5 ft	9	REF		
24775	101.5 to 112.1 feet	**Cross Slope (Driveway)**	>15%	5 ft	48	SF	$40	**$1,908**
24776	120.7 to 123.6 feet	Cross Slope (PAR)	2.0-3.0%	5 ft	13	SF	$120	**$1,566**

TOTAL COST FOR: NE *side of* **7TH ST** *Starting at:* **COLUSA AVE** **$22,482.00**

Funding Source: TBD **Year to be Completed** TBD

Street Side	Run ID	Survey Street Name	Starting Street Name	End Street Name	Priority
SW	1909261537	7TH ST	COLUSA AVE	SIDEWALK ENDS	81.75

ID	Dist. from Corner	Barrier Type	As-is Measurement/Notes	Sidewalk Width	Qty	Unit	Cost	Total
24789	18.8 to 36.8 feet	Cross Slope (PAR)	2.0-3.0%	5 ft	81	SF	$120	**$9,720**
59445	64.1 to 83.4 feet	Driveway				REF		
40722	67.0 to 68.1 feet	Running Slope	11.012	5 ft	5	REF		
24793	68.3 to 80.0 feet	**Cross Slope (Driveway)**	13.014	5 ft	53	SF	$40	**$2,106**
55086	81.3 to 82.3 feet	**Vertical Change**	.3	5 ft	5	REF		
24800	89.8 to 113.7 feet	Cross Slope (PAR)	2.0-3.0%	5 ft	108	SF	$120	**$12,906**
55087	91.7 to 92.7 feet	**Vertical Change**	.3	5 ft	5	REF		
55088	96.8 to 97.8 feet	**Vertical Change**	.3	5 ft	5	REF		
24805	113.7 to 133.1 feet	Cross Slope (PAR)	4.0-5.0%	5 ft	87	SF	$120	**$10,476**
55089	127.5 to 128.5 feet	**Vertical Change**	.3	5 ft	5	REF		

TOTAL COST FOR: SW *side of* **7TH ST** *Starting at:* **COLUSA AVE** **$35,208.00**

Funding Source: TBD **Year to be Completed** TBD

Street Side	Run ID	Survey Street Name	Starting Street Name	End Street Name	Priority
NE	1909261553	7TH ST	HUMBOLDT AVE	ORANGE AVE	74

ID	Dist. from Corner	Barrier Type	As-is Measurement/Notes	Sidewalk Width	Qty	Unit	Cost	Total
55073	27.2 to 28.2 feet	Vertical Change	.3	5 ft	5	REF		
24674	28.2 to 32.1 feet	Cross Slope (PAR)	2.0-3.0%	5 ft	20	SF	$120	**$2,340**
59438	62.8 to 90.8 feet	Driveway				REF		
56295	63.4 to 64.4 feet	Vertical Change	.4	5 ft	5	REF		
55074	71.3 to 72.3 feet	Vertical Change	.3	5 ft	5	REF		
56296	121.9 to 122.9 feet	Vertical Change	.4	5 ft	5	LF	$75	**$375**
59439	122.5 to 180.4 feet	Driveway				REF		
83	154.9 to 155.9 feet	Continuous Width		5 ft	5	SF	$120	**$600**
55075	178.9 to 179.9 feet	Vertical Change	.3	5 ft	5	REF		
55076	222.5 to 223.5 feet	Vertical Change	.3	5 ft	5	LF	$75	**$375**
24675	271.6 to 274.8 feet	Cross Slope (PAR)	2.0-3.0%	5 ft	16	SF	$120	**$1,920**
56297	283.7 to 284.7 feet	Vertical Change	.4	5 ft	5	LF	$75	**$375**

TOTAL COST FOR: NE *side of* **7TH ST** *Starting at:* **HUMBOLDT AVE** **$5,985.00**

Funding Source: TBD **Year to be Completed** TBD

Street Side	Run ID	Survey Street Name	Starting Street Name	End Street Name	Priority
SW	1909261531	7TH ST	HUMBOLDT AVE	ALAMEDA AVE	55

ID	Dist. from Corner	Barrier Type	As-is Measurement/Notes	Sidewalk Width	Qty	Unit	Cost	Total
24833	0.5 to 2.6 feet	Cross Slope (PAR)	3.0-4.0%	5 ft	9	SF	$120	**$1,134**
24834	3.4 to 23.1 feet	Cross Slope (PAR)	2.0-3.0%	5 ft	89	SF	$120	**$10,638**
24837	27.4 to 51.3 feet	Cross Slope (PAR)	2.0-3.0%	5 ft	108	SF	$120	**$12,906**
24841	58.4 to 61.4 feet	Cross Slope (PAR)	2.0-3.0%	5 ft	14	SF	$120	**$1,620**
24842	63.8 to 65.4 feet	Cross Slope (PAR)	3.0-4.0%	5 ft	7	SF	$120	**$864**
24843	69.5 to 71.3 feet	Cross Slope (PAR)	3.0-4.0%	5 ft	8	SF	$120	**$972**
24844	71.3 to 76.6 feet	Cross Slope (PAR)	2.0-3.0%	5 ft	24	SF	$120	**$2,862**
24845	80.9 to 92.3 feet	Cross Slope (PAR)	2.0-3.0%	5 ft	51	SF	$120	**$6,156**
24846	95.8 to 109.3 feet	Cross Slope (PAR)	2.0-3.0%	5 ft	61	SF	$120	**$7,290**
24847	113.1 to 138.8 feet	Cross Slope (PAR)	2.0-3.0%	5 ft	116	SF	$120	**$13,878**
24852	140.4 to 152.1 feet	Cross Slope (PAR)	4.0-5.0%	5 ft	53	SF	$120	**$6,318**
24856	152.9 to 172.8 feet	Cross Slope (PAR)	2.0-3.0%	5 ft	90	SF	$120	**$10,746**
55091	173.0 to 174.0 feet	**Vertical Change**	.3	5 ft	5	LF	$75	**$338**
55092	214.0 to 215.0 feet	**Vertical Change**	.3	5 ft	5	REF		
24860	214.4 to 217.4 feet	Cross Slope (PAR)	2.0-3.0%	5 ft	14	SF	$120	**$1,620**
24861	221.8 to 227.5 feet	Cross Slope (PAR)	2.0-3.0%	5 ft	26	SF	$120	**$3,078**
24864	244.5 to 252.8 feet	Cross Slope (PAR)	2.0-3.0%	5 ft	37	SF	$120	**$4,482**
24865	255.0 to 256.1 feet	Cross Slope (PAR)	3.0-4.0%	5 ft	5	SF	$120	**$594**
24866	256.1 to 261.3 feet	Cross Slope (PAR)	2.0-3.0%	5 ft	23	SF	$120	**$2,808**
24868	264.1 to 265.3 feet	Cross Slope (PAR)	2.0-3.0%	5 ft	5	SF	$120	**$648**
24869	275.3 to 286.8 feet	Cross Slope (PAR)	2.0-3.0%	5 ft	52	SF	$120	**$6,210**
24871	289.5 to 294.8 feet	Cross Slope (PAR)	2.0-3.0%	5 ft	24	SF	$120	**$2,862**

TOTAL COST FOR: SW *side of* **7TH ST** *Starting at:* **HUMBOLDT AVE** **$98,023.50**

Funding Source: TBD **Year to be Completed** TBD

Street Side	Run ID	Survey Street Name	Starting Street Name	End Street Name	Priority
SW	51909251437	7TH ST	KINGS AVE	SIDEWALK ENDS	112

ID	Dist. from Corner	Barrier Type	As-is Measurement/Notes	Sidewalk Width	Qty	Unit	Cost	Total
35300	0.0 to 3.3 feet	Cross Slope (PAR)	2.0-3.0%	6 ft	18	SF	$120	**$2,178**
57502	23.6 to 24.6 feet	**Vertical Change**	1.7	6 ft	6	SF	$75	**$413**
35301	100.4 to 110.4 feet	Cross Slope (PAR)	3.0-4.0%	6 ft	55	SF	$120	**$6,600**
55693	108.1 to 109.1 feet	**Vertical Change**	.3	6 ft	6	REF		
55694	114.8 to 115.8 feet	**Vertical Change**	.3	6 ft	6	LF	$75	**$413**
35303	116.1 to 118.2 feet	Cross Slope (PAR)	2.0-3.0%	6 ft	12	SF	$120	**$1,386**
57096	124.9 to 125.9 feet	**Vertical Change**	.6	6 ft	6	SF	$75	**$413**

TOTAL COST FOR: SW *side of* **7TH ST** *Starting at:* **KINGS AVE** **$11,401.50**

Funding Source: TBD **Year to be Completed** TBD

Street Side	Run ID	Survey Street Name	Starting Street Name	End Street Name	Priority
NE	1909261557	7TH ST	ORANGE AVE	TRINITY AVE	79.75

ID	Dist. from Corner	Barrier Type	As-is Measurement/Notes	Sidewalk Width	Qty	Unit	Cost	Total
24652	0.0 to 6.7 feet	Cross Slope (PAR)	2.0-3.0%	5 ft	34	SF	$120	**$4,020**
24653	21.2 to 22.9 feet	Cross Slope (PAR)	2.0-3.0%	5 ft	9	SF	$120	**$1,020**
24654	27.0 to 28.4 feet	Cross Slope (PAR)	2.0-3.0%	5 ft	7	SF	$120	**$840**
24655	28.8 to 33.6 feet	Cross Slope (PAR)	4.0-5.0%	5 ft	24	SF	$120	**$2,880**
24657	33.6 to 34.9 feet	Cross Slope (PAR)	2.0-3.0%	5 ft	7	SF	$120	**$780**
24658	40.8 to 46.1 feet	Cross Slope (PAR)	2.0-3.0%	5 ft	27	SF	$120	**$3,180**
24660	48.3 to 52.8 feet	Cross Slope (PAR)	2.0-3.0%	5 ft	23	SF	$120	**$2,700**
24663	55.0 to 56.9 feet	Cross Slope (PAR)	3.0-4.0%	5 ft	10	SF	$120	**$1,140**
24664	57.8 to 59.2 feet	Cross Slope (PAR)	2.0-3.0%	5 ft	7	SF	$120	**$840**
56767	58.0 to 59.0 feet	**Vertical Change**	.5	5 ft	5	REF		
59435	63.5 to 87.5 feet	Driveway				REF		
57315	64.7 to 65.7 feet	**Vertical Change**	.9	5 ft	5	REF		
40714	83.8 to 85.2 feet	Running Slope	9.0-10.0%	5 ft	7	REF		
24665	99.6 to 120.8 feet	Cross Slope (PAR)	2.0-3.0%	5 ft	106	SF	$120	**$12,720**
56768	119.5 to 120.5 feet	**Vertical Change**	.5	5 ft	5	REF		
40715	130.3 to 131.6 feet	Running Slope	5.0-6.0%	5 ft	6	SF	$120	**$780**
59436	134.1 to 160.5 feet	Driveway				REF		
56769	166.3 to 167.3 feet	**Vertical Change**	.5	5 ft	5	SF	$75	**$375**
59437	201.2 to 222.1 feet	Driveway				REF		
55072	211.2 to 212.2 feet	**Vertical Change**	.3	5 ft	5	REF		
24673	226.0 to 236.4 feet	Cross Slope (PAR)	2.0-3.0%	5 ft	52	SF	$120	**$6,240**
56294	294.4 to 295.4 feet	**Vertical Change**	.4	5 ft	5	LF	$75	**$375**

TOTAL COST FOR: NE *side of* **7TH ST** *Starting at:* **ORANGE AVE** **$37,890.00**

Funding Source: TBD **Year to be Completed** TBD

Street Side	Run ID	Survey Street Name	Starting Street Name	End Street Name	Priority
SW	1909261527	7TH ST	ORANGE AVE	HUMBOLDT AVE	69

ID	Dist. from Corner	Barrier Type	As-is Measurement/Notes	Sidewalk Width	Qty	Unit	Cost	Total
59447	66.5 to 98.9 feet	Driveway				REF		
55094	67.4 to 68.4 feet	Vertical Change	.3	5 ft	5	REF		
56299	97.4 to 98.4 feet	Vertical Change	.4	5 ft	5	REF		
57049	119.2 to 120.2 feet	Vertical Change	.6	5 ft	5	SF	$75	**$375**
59448	126.2 to 181.6 feet	Driveway				REF		
55095	127.7 to 128.7 feet	Vertical Change	.3	5 ft	5	REF		
56300	180.0 to 181.0 feet	Vertical Change	.4	5 ft	5	REF		
55096	211.5 to 212.5 feet	Vertical Change	.3	5 ft	5	LF	$75	**$375**
56301	229.4 to 230.4 feet	Vertical Change	.4	5 ft	5	LF	$75	**$375**
24873	236.8 to 238.2 feet	Cross Slope (PAR)	2.0-3.0%	5 ft	7	SF	$120	**$840**
55097	270.4 to 271.4 feet	Vertical Change	.3	5 ft	5	LF	$75	**$375**
24874	287.9 to 290.2 feet	Cross Slope (PAR)	2.0-3.0%	5 ft	12	SF	$120	**$1,380**

TOTAL COST FOR: SW *side of* **7TH ST** *Starting at:* **ORANGE AVE** **$3,720.00**

Funding Source: TBD **Year to be Completed** TBD

Street Side	Run ID	Survey Street Name	Starting Street Name	End Street Name	Priority
SW	51909261243	7TH ST	RIVERSIDE AVE	SIDEWALK ENDS	90

ID	Dist. from Corner	Barrier Type	As-is Measurement/Notes	Sidewalk Width	Qty	Unit	Cost	Total
38035	0.0 to 1.3 feet	Cross Slope (PAR)	2.0-3.0%	6 ft	7	SF	$120	**$858**
38036	27.1 to 29.7 feet	Cross Slope (PAR)	2.0-3.0%	6 ft	14	SF	$120	**$1,716**
38037	70.3 to 73.1 feet	Cross Slope (PAR)	2.0-3.0%	6 ft	15	SF	$120	**$1,848**
38038	85.7 to 98.3 feet	Cross Slope (PAR)	2.0-3.0%	6 ft	69	SF	$120	**$8,316**
38039	101.4 to 112.3 feet	Cross Slope (PAR)	2.0-3.0%	6 ft	60	SF	$120	**$7,194**
38041	114.6 to 137.8 feet	Cross Slope (PAR)	2.0-3.0%	6 ft	128	SF	$120	**$15,312**
60263	122.8 to 134.9 feet	Driveway				REF		

TOTAL COST FOR: SW *side of* **7TH ST** *Starting at:* **RIVERSIDE AVE** **$35,244.00**

Funding Source: TBD **Year to be Completed** TBD

Street Side	Run ID	Survey Street Name	Starting Street Name	End Street Name	Priority
NE	51909251442	7TH ST	ROBERTSON BLVD	KINGS AVE	112.25

ID	Dist. from Corner	Barrier Type	As-is Measurement/Notes	Sidewalk Width	Qty	Unit	Cost	Total
41068	0.0 to 1.1 feet	Running Slope	5.0-6.0%	6 ft	6	SF	$120	**$726**
51312	8.9 to 9.9 feet	**Vertical Change**	-.3	6 ft	6	LF	$75	**$413**
35314	12.3 to 21.1 feet	Cross Slope (PAR)	2.0-3.0%	6 ft	48	SF	$120	**$5,808**
51313	14.1 to 15.1 feet	**Vertical Change**	-.3	6 ft	6	REF		
35317	21.8 to 23.7 feet	Cross Slope (PAR)	4.0-5.0%	6 ft	10	SF	$120	**$1,254**
35318	25.9 to 30.9 feet	Cross Slope (PAR)	4.0-5.0%	6 ft	28	SF	$120	**$3,300**
55696	27.6 to 28.6 feet	**Vertical Change**	.3	6 ft	6	REF		
47800	32.2 to 33.2 feet	**Vertical Change**	-.4	6 ft	6	REF		
35320	33.0 to 38.4 feet	Cross Slope (PAR)	4.0-5.0%	6 ft	30	SF	$120	**$3,564**
55697	37.0 to 38.0 feet	**Vertical Change**	.3	6 ft	6	REF		
35322	41.3 to 52.3 feet	Cross Slope (PAR)	4.0-5.0%	6 ft	61	SF	$120	**$7,260**
56866	51.2 to 52.2 feet	**Vertical Change**	.5	6 ft	6	REF		
57520	53.3 to 54.3 feet	**Vertical Change**	1.9	6 ft	6	SF	$75	**$413**
35325	56.0 to 61.8 feet	Cross Slope (PAR)	6.0-7.0%	6 ft	32	SF	$120	**$3,828**
47801	61.2 to 62.2 feet	**Vertical Change**	-.4	6 ft	6	REF		
35328	62.6 to 69.6 feet	Cross Slope (PAR)	5.0-6.0%	6 ft	38	SF	$120	**$4,620**
51314	66.2 to 67.2 feet	**Vertical Change**	-.3	6 ft	6	REF		
35330	69.6 to 74.3 feet	Cross Slope (PAR)	3.0-4.0%	6 ft	26	SF	$120	**$3,102**
55698	71.3 to 72.3 feet	**Vertical Change**	.3	6 ft	6	REF		
51315	76.3 to 77.3 feet	**Vertical Change**	-.3	6 ft	6	REF		
35331	76.8 to 80.1 feet	Cross Slope (PAR)	2.0-3.0%	6 ft	18	SF	$120	**$2,178**
56526	81.4 to 82.4 feet	**Vertical Change**	.4	6 ft	5	LF	$75	**$413**
55699	86.2 to 87.2 feet	**Vertical Change**	.3	6 ft	6	LF	$75	**$413**
35333	91.4 to 93.3 feet	Cross Slope (PAR)	2.0-3.0%	6 ft	10	SF	$120	**$1,254**
56527	91.6 to 92.6 feet	**Vertical Change**	.4	6 ft	6	REF		
35334	95.6 to 99.2 feet	Cross Slope (PAR)	2.0-3.0%	6 ft	20	SF	$120	**$2,376**
51316	96.7 to 97.7 feet	**Vertical Change**	-.3	6 ft	6	REF		
51317	101.6 to 102.6 feet	**Vertical Change**	-.3	6 ft	6	LF	$75	**$413**

Funding Source: TBD **Year to be Completed** TBD

Street Side	Run ID	Survey Street Name	Starting Street Name	End Street Name	Priority
NE	51909251442	7TH ST	ROBERTSON BLVD	KINGS AVE	112.25

ID	Dist. from Corner	Barrier Type	As-is Measurement/Notes	Sidewalk Width	Qty	Unit	Cost	Total
57097	104.3 to 105.3 feet	Vertical Change	.6	6 ft	6	SF	$75	$413
55700	106.6 to 107.6 feet	Vertical Change	.3	6 ft	6	LF	$75	$413
47802	111.9 to 112.9 feet	Vertical Change	-.4	6 ft	6	LF	$75	$413
35335	118.6 to 143.3 feet	Cross Slope (PAR)	2.0-3.0%	6 ft	136	SF	$120	$16,302
55701	127.3 to 128.3 feet	Vertical Change	.3	6 ft	6	REF		
45426	132.2 to 133.2 feet	Vertical Change	-.5	6 ft	6	REF		
47803	137.2 to 138.2 feet	Vertical Change	-.4	6 ft	6	REF		
51318	142.1 to 143.1 feet	Vertical Change	-.3	6 ft	6	REF		
35339	144.3 to 148.7 feet	Cross Slope (PAR)	4.0-5.0%	6 ft	24	SF	$120	$2,904
35341	148.7 to 168.8 feet	Cross Slope (PAR)	2.0-3.0%	6 ft	111	SF	$120	$13,266
55702	167.2 to 168.2 feet	Vertical Change	.3	6 ft	6	REF		
35348	173.3 to 174.8 feet	Cross Slope (PAR)	3.0-4.0%	6 ft	8	SF	$120	$990
56528	177.2 to 178.2 feet	Vertical Change	.4	6 ft	6	REF		
35349	178.2 to 191.7 feet	Cross Slope (PAR)	4.0-5.0%	6 ft	74	SF	$120	$8,910
55703	182.9 to 183.9 feet	Vertical Change	.3	6 ft	6	REF		
35355	195.1 to 200.9 feet	Cross Slope (PAR)	2.0-3.0%	6 ft	32	SF	$120	$3,828
47804	202.1 to 203.1 feet	Vertical Change	-.4	6 ft	6	LF	$75	$413
35357	206.3 to 211.1 feet	Cross Slope (PAR)	2.0-3.0%	6 ft	26	SF	$120	$3,168
35358	215.5 to 219.5 feet	Cross Slope (PAR)	2.0-3.0%	6 ft	22	SF	$120	$2,640
35360	222.6 to 224.3 feet	Cross Slope (PAR)	3.0-4.0%	6 ft	9	SF	$120	$1,122
35361	226.5 to 227.8 feet	Cross Slope (PAR)	5.0-6.0%	6 ft	7	SF	$120	$858
55704	227.1 to 228.1 feet	Vertical Change	.3	6 ft	6	REF		
35362	227.8 to 234.0 feet	Cross Slope (PAR)	6.0-7.0%	6 ft	34	SF	$120	$4,092
35364	234.9 to 245.3 feet	Cross Slope (PAR)	5.0-6.0%	6 ft	57	SF	$120	$6,864
47805	238.8 to 239.8 feet	Vertical Change	-.4	6 ft	6	REF		
55705	244.0 to 245.0 feet	Vertical Change	.3	6 ft	6	REF		
35368	245.8 to 247.0 feet	Cross Slope (PAR)	3.0-4.0%	6 ft	7	SF	$120	$792
35369	247.8 to 253.3 feet	Cross Slope (PAR)	2.0-3.0%	6 ft	30	SF	$120	$3,630

Funding Source: TBD **Year to be Completed** TBD

Street Side	Run ID	Survey Street Name	Starting Street Name	End Street Name	Priority
NE	51909251442	7TH ST	ROBERTSON BLVD	KINGS AVE	112.25

ID	Dist. from Corner	Barrier Type	As-is Measurement/Notes	Sidewalk Width	Qty	Unit	Cost	Total
55706	248.8 to 249.8 feet	Vertical Change	.3	6 ft	6	REF		

TOTAL COST FOR: NE *side of* **7TH ST** *Starting at:* **ROBERTSON BLVD** **$112,348.50**

Funding Source: TBD **Year to be Completed** TBD

Street Side	Run ID	Survey Street Name	Starting Street Name	End Street Name	Priority
NE	1909261540	7TH ST	SIDEWALK BEGINS	COLUSA AVE	79.25

ID	Dist. from Corner	Barrier Type	As-is Measurement/Notes	Sidewalk Width	Qty	Unit	Cost	Total
55083	40.0 to 41.0 feet	Vertical Change	.3	5 ft	5	LF	$75	$338
59444	53.2 to 76.7 feet	Driveway				REF		
40720	54.5 to 56.0 feet	Running Slope	6.0-7.0%	5 ft	7	REF		
24777	57.4 to 63.0 feet	Cross Slope (Driveway)	12.0-13.0%	5 ft	25	SF	$40	$1,008
24779	63.0 to 73.1 feet	Cross Slope (Driveway)	14.0-15.0%	5 ft	45	SF	$40	$1,818
40721	74.6 to 76.8 feet	Running Slope	6.0-7.0%	5 ft	10	REF		
55084	74.9 to 75.9 feet	Vertical Change	.3	5 ft	5	REF		
24781	77.8 to 113.2 feet	Cross Slope (PAR)	2.0-3.0%	5 ft	159	SF	$120	$19,116
55085	117.5 to 118.5 feet	Vertical Change	.3	5 ft	5	LF	$75	$338
24787	120.8 to 127.6 feet	Cross Slope (PAR)	2.0-3.0%	5 ft	31	SF	$120	$3,672

TOTAL COST FOR: NE *side of* **7TH ST** *Starting at:* **SIDEWALK BEGINS** **$26,289.00**

Funding Source: TBD **Year to be Completed** TBD

Street Side	Run ID	Survey Street Name	Starting Street Name	End Street Name	Priority
NE	1909261544	7TH ST	SIDEWALK BEGINS	ALAMEDA AVE	66.25

ID	Dist. from Corner	Barrier Type	As-is Measurement/Notes	Sidewalk Width	Qty	Unit	Cost	Total
24737	0.0 to 6.2 feet	Cross Slope (PAR)	4.0-5.0%	5 ft	28	SF	$120	**$3,348**
59442	4.6 to 22.9 feet	Driveway				REF		
40716	6.9 to 8.3 feet	Running Slope	7.0-8.0%	5 ft	6	REF		
24740	9.8 to 20.1 feet	**Cross Slope (Driveway)**	14.0-15.0%	5 ft	46	SF	$40	**$1,854**
40717	20.0 to 22.6 feet	Running Slope	5.0-6.0%	5 ft	12	REF		
24742	24.6 to 56.3 feet	Cross Slope (PAR)	2.0-3.0%	5 ft	143	SF	$120	**$17,118**
55080	55.7 to 56.7 feet	**Vertical Change**	.3	5 ft	5	REF		
24750	56.3 to 75.4 feet	Cross Slope (PAR)	4.0-5.0%	5 ft	86	SF	$120	**$10,314**
24754	75.4 to 89.4 feet	Cross Slope (PAR)	2.0-3.0%	5 ft	63	SF	$120	**$7,560**
24758	89.4 to 123.3 feet	Cross Slope (PAR)	4.0-5.0%	5 ft	153	SF	$120	**$18,306**
24764	128.0 to 135.1 feet	Cross Slope (PAR)	4.0-5.0%	5 ft	32	SF	$120	**$3,834**
40718	133.3 to 135.0 feet	Running Slope	5.0-6.0%	5 ft	8	REF		

TOTAL COST FOR: NE *side of* **7TH ST** *Starting at:* **SIDEWALK BEGINS** **$62,334.00**

Funding Source: TBD **Year to be Completed** TBD

Street Side	Run ID	Survey Street Name	Starting Street Name	End Street Name	Priority
NE	1909261602	7TH ST	SIDEWALK BEGINS	ROBERTSON BLVD	107.5

ID	Dist. from Corner	Barrier Type	As-is Measurement/Notes	Sidewalk Width	Qty	Unit	Cost	Total
24610	0.0 to 23.8 feet	Cross Slope (PAR)	3.0-4.0%	5 ft	119	SF	$120	**$14,280**
55058	15.2 to 16.2 feet	**Vertical Change**	.3	5 ft	5	REF		
24615	27.2 to 42.9 feet	Cross Slope (PAR)	3.0-4.0%	5 ft	79	SF	$120	**$9,420**
55059	27.4 to 28.4 feet	**Vertical Change**	.3	5 ft	5	REF		
24619	44.6 to 46.3 feet	Cross Slope (PAR)	8.0-9.0%	5 ft	9	SF	$120	**$1,020**
56766	46.0 to 47.0 feet	**Vertical Change**	.5	5 ft	5	REF		
24620	48.1 to 50.8 feet	Cross Slope (PAR)	5.0-6.0%	5 ft	14	SF	$120	**$1,620**
55060	49.1 to 50.1 feet	**Vertical Change**	.3	5 ft	5	REF		
24622	50.8 to 52.3 feet	Cross Slope (PAR)	3.0-4.0%	5 ft	8	SF	$120	**$900**
24623	52.7 to 54.7 feet	Cross Slope (PAR)	2.0-3.0%	5 ft	10	SF	$120	**$1,200**
24624	57.8 to 60.0 feet	Cross Slope (PAR)	3.0-4.0%	5 ft	11	SF	$120	**$1,320**
24625	61.0 to 81.6 feet	Cross Slope (PAR)	2.0-3.0%	5 ft	103	SF	$120	**$12,360**
55061	63.6 to 64.6 feet	**Vertical Change**	.3	5 ft	5	LF	$75	**$375**
24628	81.8 to 93.8 feet	Cross Slope (PAR)	4.0-5.0%	5 ft	60	SF	$120	**$7,200**
55062	82.1 to 83.1 feet	**Vertical Change**	.3	5 ft	5	REF		
55063	88.3 to 89.3 feet	**Vertical Change**	.3	5 ft	5	REF		
24632	94.6 to 100.6 feet	Cross Slope (PAR)	2.0-3.0%	5 ft	30	SF	$120	**$3,600**
24633	103.8 to 105.0 feet	Cross Slope (PAR)	3.0-4.0%	5 ft	6	SF	$120	**$720**
24634	109.0 to 118.2 feet	Cross Slope (PAR)	2.0-3.0%	5 ft	46	SF	$120	**$5,520**
55064	109.9 to 110.9 feet	**Vertical Change**	.3	5 ft	5	REF		
57262	112.1 to 113.1 feet	**Vertical Change**	.8	5 ft	5	REF		
55065	117.2 to 118.2 feet	**Vertical Change**	.3	5 ft	5	REF		
24636	120.4 to 129.8 feet	Cross Slope (PAR)	2.0-3.0%	5 ft	47	SF	$120	**$5,640**
55066	125.4 to 126.4 feet	**Vertical Change**	.3	5 ft	5	REF		

TOTAL COST FOR: NE *side of* **7TH ST** *Starting at:* **SIDEWALK BEGINS** **$65,175.00**

Funding Source: TBD **Year to be Completed** TBD

Street Side	Run ID	Survey Street Name	Starting Street Name	End Street Name	Priority
NE	51909261232	7TH ST	SIDEWALK BEGINS	SIDEWALK ENDS	77

ID	Dist. from Corner	Barrier Type	As-is Measurement/Notes	Sidewalk Width	Qty	Unit	Cost	Total
37951	0.0 to 3.4 feet	Cross Slope (PAR)	2.0-3.0%	6 ft	19	SF	$120	**$2,244**
37953	8.2 to 13.4 feet	Cross Slope (PAR)	2.0-3.0%	6 ft	29	SF	$120	**$3,432**
37954	16.6 to 40.8 feet	Cross Slope (PAR)	2.0-3.0%	6 ft	133	SF	$120	**$15,972**
55840	21.3 to 22.3 feet	**Vertical Change**	.3	6 ft	6	REF		
55841	31.3 to 32.3 feet	**Vertical Change**	.3	6 ft	5	REF		

TOTAL COST FOR: NE *side of* **7TH ST** *Starting at:* **SIDEWALK BEGINS** **$21,648.00**

Funding Source: TBD **Year to be Completed** TBD

Street Side	Run ID	Survey Street Name	Starting Street Name	End Street Name	Priority
NE	51909261234	7TH ST	SIDEWALK BEGINS	VENTURA AVE	83.25

ID	Dist. from Corner	Barrier Type	As-is Measurement/Notes	Sidewalk Width	Qty	Unit	Cost	Total
37962	0.0 to 5.2 feet	Cross Slope (PAR)	2.0-3.0%	6 ft	29	SF	$120	**$3,432**
41098	0.0 to 1.0 feet	Running Slope	5.0-6.0%	6 ft	6	REF		
51433	3.6 to 4.6 feet	**Vertical Change**	-.3	6 ft	5	REF		
37964	8.4 to 20.8 feet	Cross Slope (PAR)	2.0-3.0%	6 ft	68	SF	$120	**$8,184**
51434	18.8 to 19.8 feet	**Vertical Change**	-.3	6 ft	6	REF		
37969	23.8 to 27.6 feet	Cross Slope (PAR)	2.0-3.0%	6 ft	21	SF	$120	**$2,508**
55842	28.8 to 29.8 feet	**Vertical Change**	.3	6 ft	6	LF	$75	**$413**
37970	31.6 to 40.8 feet	Cross Slope (PAR)	2.0-3.0%	6 ft	51	SF	$120	**$6,072**
55843	48.9 to 49.9 feet	**Vertical Change**	.3	6 ft	6	LF	$75	**$413**
51435	58.8 to 59.8 feet	**Vertical Change**	-.3	6 ft	6	REF		
37973	59.6 to 60.7 feet	Cross Slope (PAR)	2.0-3.0%	6 ft	6	SF	$120	**$726**
55844	85.4 to 86.4 feet	**Vertical Change**	.3	6 ft	6	REF		
37974	85.8 to 88.5 feet	Cross Slope (PAR)	2.0-3.0%	6 ft	15	SF	$120	**$1,782**
55845	88.9 to 89.9 feet	**Vertical Change**	.3	6 ft	6	LF	$75	**$413**
41099	121.9 to 123.4 feet	Running Slope	5.0-6.0%	6 ft	8	SF	$120	**$990**

TOTAL COST FOR: NE *side of* **7TH ST** *Starting at:* **SIDEWALK BEGINS** **$24,931.50**

Funding Source: TBD **Year to be Completed** TBD

Street Side	Run ID	Survey Street Name	Starting Street Name	End Street Name	Priority
SW	1909261519	7TH ST	SIDEWALK BEGINS	TRINITY AVE	95.25

ID	Dist. from Corner	Barrier Type	As-is Measurement/Notes	Sidewalk Width	Qty	Unit	Cost	Total
24914	0.0 to 2.3 feet	Cross Slope (PAR)	2.0-3.0%	5 ft	11	SF	$120	**$1,380**
24915	6.3 to 10.4 feet	Cross Slope (PAR)	2.0-3.0%	5 ft	21	SF	$120	**$2,460**
55101	9.9 to 10.9 feet	**Vertical Change**	.3	5 ft	5	REF		
56305	17.6 to 18.6 feet	**Vertical Change**	.4	5 ft	5	LF	$75	**$375**
55102	25.1 to 26.1 feet	**Vertical Change**	.3	5 ft	5	LF	$75	**$375**
24916	33.2 to 38.9 feet	Cross Slope (PAR)	2.0-3.0%	5 ft	28	SF	$120	**$3,420**
55103	35.6 to 36.6 feet	**Vertical Change**	.3	5 ft	5	REF		
24919	41.3 to 49.0 feet	Cross Slope (PAR)	2.0-3.0%	5 ft	39	SF	$120	**$4,620**
24921	56.7 to 59.8 feet	Cross Slope (PAR)	2.0-3.0%	5 ft	16	SF	$120	**$1,860**
24922	66.3 to 70.3 feet	Cross Slope (PAR)	2.0-3.0%	5 ft	20	SF	$120	**$2,400**
24924	72.6 to 73.9 feet	Cross Slope (PAR)	3.0-4.0%	5 ft	7	SF	$120	**$780**
24925	73.9 to 79.6 feet	Cross Slope (PAR)	2.0-3.0%	5 ft	28	SF	$120	**$3,420**
59451	77.3 to 88.6 feet	Driveway				REF		
24926	83.4 to 88.3 feet	**Cross Slope (Driveway)**	2.0-3.0%	5 ft	25	SF	$40	**$980**
55104	86.5 to 87.5 feet	**Vertical Change**	.3	5 ft	5	REF		
24927	91.8 to 114.3 feet	Cross Slope (PAR)	2.0-3.0%	5 ft	113	SF	$120	**$13,500**
55105	104.3 to 105.3 feet	**Vertical Change**	.3	5 ft	5	REF		
55106	114.6 to 115.6 feet	**Vertical Change**	.3	5 ft	5	LF	$75	**$375**
24934	124.4 to 130.0 feet	Cross Slope (PAR)	2.0-3.0%	5 ft	28	SF	$120	**$3,360**
55107	125.0 to 126.0 feet	**Vertical Change**	.3	5 ft	5	REF		
24935	137.0 to 145.6 feet	Cross Slope (PAR)	2.0-3.0%	5 ft	43	SF	$120	**$5,160**
55108	140.3 to 141.3 feet	**Vertical Change**	.3	5 ft	5	REF		
55109	148.0 to 149.0 feet	**Vertical Change**	.3	5 ft	5	LF	$75	**$375**
40726	148.3 to 150.1 feet	Running Slope	5.0-6.0%	5 ft	9	SF	$120	**$1,080**

TOTAL COST FOR: SW *side of* **7TH ST** *Starting at:* **SIDEWALK BEGINS** **$45,920.00**

Funding Source: TBD **Year to be Completed** TBD

Street Side	Run ID	Survey Street Name	Starting Street Name	End Street Name	Priority
SW	1909261534	7TH ST	SIDEWALK BEGINS	COLUSA AVE	67.5

ID	Dist. from Corner	Barrier Type	As-is Measurement/Notes	Sidewalk Width	Qty	Unit	Cost	Total
24807	0.0 to 1.9 feet	Cross Slope (PAR)	3.0-4.0%	5 ft	9	SF	$120	**$1,026**
24808	2.3 to 30.3 feet	Cross Slope (PAR)	2.0-3.0%	5 ft	126	SF	$120	**$15,120**
24814	33.3 to 47.3 feet	Cross Slope (PAR)	2.0-3.0%	5 ft	63	SF	$120	**$7,560**
24817	48.8 to 55.6 feet	Cross Slope (PAR)	4.0-5.0%	5 ft	31	SF	$120	**$3,672**
24819	55.6 to 73.4 feet	Cross Slope (PAR)	2.0-3.0%	5 ft	80	SF	$120	**$9,612**
59446	73.3 to 91.0 feet	Driveway				REF		
40723	74.3 to 75.8 feet	Running Slope	8.0-9.0%	5 ft	7	REF		
24823	77.8 to 80.5 feet	**Cross Slope (Driveway)**	12.0-13.0%	5 ft	12	SF	$40	**$486**
24825	80.7 to 87.7 feet	**Cross Slope (Driveway)**	14.0-15.0%	5 ft	32	SF	$40	**$1,260**
40724	89.4 to 90.4 feet	Running Slope	9.0-10.0%	5 ft	5	REF		
24827	92.0 to 94.0 feet	Cross Slope (PAR)	2.0-3.0%	5 ft	9	SF	$120	**$1,080**
24828	97.6 to 98.8 feet	Cross Slope (PAR)	2.0-3.0%	5 ft	5	SF	$120	**$648**
24829	103.9 to 116.4 feet	Cross Slope (PAR)	2.0-3.0%	5 ft	56	SF	$120	**$6,750**
55090	117.0 to 118.0 feet	**Vertical Change**	.3	5 ft	5	LF	$75	**$338**
24831	125.8 to 127.7 feet	Cross Slope (PAR)	2.0-3.0%	5 ft	9	SF	$120	**$1,026**
24832	139.4 to 141.5 feet	Cross Slope (PAR)	2.0-3.0%	5 ft	9	SF	$120	**$1,134**

TOTAL COST FOR: SW *side of* **7TH ST** *Starting at:* **SIDEWALK BEGINS** **$49,711.50**

Funding Source: TBD **Year to be Completed** TBD

Street Side	Run ID	Survey Street Name	Starting Street Name	End Street Name	Priority
SW	51909251439	7TH ST	SIDEWALK BEGINS	ROBERTSON BLVD	106

ID	Dist. from Corner	Barrier Type	As-is Measurement/Notes	Sidewalk Width	Qty	Unit	Cost	Total
35304	0.0 to 12.9 feet	Cross Slope (PAR)	3.0-4.0%	6 ft	71	SF	$120	**$8,514**
60122	0.5 to 12.0 feet	Driveway				REF		
35307	14.5 to 17.6 feet	Cross Slope (PAR)	2.0-3.0%	6 ft	17	SF	$120	**$2,046**
35308	21.0 to 31.4 feet	Cross Slope (PAR)	2.0-3.0%	6 ft	57	SF	$120	**$6,864**
60123	28.5 to 44.8 feet	Driveway				REF		
35311	36.7 to 41.8 feet	**Cross Slope (Driveway)**	2.0-3.0%	6 ft	28	SF	$40	**$1,122**
51310	88.9 to 89.9 feet	**Vertical Change**	-.3	6 ft	6	LF	$75	**$413**
51311	108.0 to 109.0 feet	**Vertical Change**	-.3	6 ft	6	LF	$75	**$413**
55695	114.2 to 115.2 feet	**Vertical Change**	.3	6 ft	6	LF	$75	**$413**
35313	117.7 to 122.8 feet	Cross Slope (PAR)	2.0-3.0%	6 ft	28	SF	$120	**$3,366**

TOTAL COST FOR: SW *side of* **7TH ST** *Starting at:* **SIDEWALK BEGINS** **$23,149.50**

Funding Source: TBD **Year to be Completed** TBD

Street Side	Run ID	Survey Street Name	Starting Street Name	End Street Name	Priority
SW	51909261236	7TH ST	SIDEWALK BEGINS	SONOMA AVE	76.25

ID	Dist. from Corner	Barrier Type	As-is Measurement/Notes	Sidewalk Width	Qty	Unit	Cost	Total
41100	0.1 to 1.5 feet	Running Slope	5.0-6.0%	6 ft	8	SF	$120	**$924**
37975	2.3 to 21.6 feet	Cross Slope (PAR)	2.0-3.0%	6 ft	106	SF	$120	**$12,738**
37983	31.7 to 37.8 feet	Cross Slope (PAR)	2.0-3.0%	6 ft	34	SF	$120	**$4,026**
37987	40.8 to 63.9 feet	Cross Slope (PAR)	2.0-3.0%	6 ft	127	SF	$120	**$15,246**
37991	73.2 to 74.2 feet	Cross Slope (PAR)	2.0-3.0%	6 ft	6	SF	$120	**$660**
37992	102.1 to 118.4 feet	Cross Slope (PAR)	2.0-3.0%	6 ft	90	SF	$120	**$10,758**
45441	121.1 to 122.1 feet	**Vertical Change**	-.5	6 ft	6	REF		
37994	121.3 to 123.9 feet	Cross Slope (PAR)	3.0-4.0%	6 ft	14	SF	$120	**$1,716**
37995	124.6 to 130.8 feet	Cross Slope (PAR)	2.0-3.0%	6 ft	34	SF	$120	**$4,092**

TOTAL COST FOR: SW *side of* **7TH ST** *Starting at:* **SIDEWALK BEGINS** **$50,160.00**

Funding Source: TBD **Year to be Completed** TBD

Street Side	Run ID	Survey Street Name	Starting Street Name	End Street Name	Priority
SW	51909261241	7TH ST	SIDEWALK BEGINS	RIVERSIDE AVE	111

ID	Dist. from Corner	Barrier Type	As-is Measurement/Notes	Sidewalk Width	Qty	Unit	Cost	Total
38021	0.8 to 7.2 feet	Cross Slope (PAR)	4.0-5.0%	6 ft	35	SF	$120	**$4,224**
60262	2.5 to 16.7 feet	Driveway				REF		
55846	6.0 to 7.0 feet	**Vertical Change**	.3	6 ft	6	REF		
38025	9.8 to 13.7 feet	**Cross Slope (Driveway)**	4.0-5.0%	6 ft	21	SF	$40	**$858**
57111	14.1 to 15.1 feet	**Vertical Change**	.6	6 ft	6	REF		
55847	15.8 to 16.8 feet	**Vertical Change**	.3	6 ft	6	REF		
55848	50.4 to 51.4 feet	**Vertical Change**	.3	6 ft	6	LF	$75	**$413**
38027	56.3 to 59.2 feet	Cross Slope (PAR)	2.0-3.0%	6 ft	16	SF	$120	**$1,914**
55849	58.7 to 61.6 feet	**Vertical Change**	.3	6 ft	16	REF		
199	65.2 to 66.2 feet	**Protruding Object**		6 ft	6	JOB	$99	**$99**
55850	72.6 to 73.6 feet	**Vertical Change**	.3	6 ft	6	LF	$75	**$413**
38028	78.1 to 82.8 feet	Cross Slope (PAR)	2.0-3.0%	6 ft	26	SF	$120	**$3,102**
56573	89.3 to 90.3 feet	**Vertical Change**	.4	6 ft	6	LF	$75	**$413**
38030	97.0 to 98.3 feet	Cross Slope (PAR)	2.0-3.0%	6 ft	7	SF	$120	**$858**
55851	100.3 to 101.3 feet	**Vertical Change**	.3	6 ft	6	LF	$75	**$413**
38031	102.0 to 103.7 feet	Cross Slope (PAR)	2.0-3.0%	6 ft	9	SF	$120	**$1,122**
38032	106.4 to 107.8 feet	Cross Slope (PAR)	2.0-3.0%	6 ft	8	SF	$120	**$924**
57112	109.7 to 116.2 feet	**Vertical Change**	.6	6 ft	36	SF	$75	**$2,681**
38033	114.3 to 118.7 feet	Cross Slope (PAR)	2.0-3.0%	6 ft	24	SF	$120	**$2,904**
57488	116.9 to 117.9 feet	**Vertical Change**	1.6	6 ft	6	REF		
57113	119.0 to 120.0 feet	**Vertical Change**	.6	6 ft	6	SF	$75	**$413**

TOTAL COST FOR: SW *side of* **7TH ST** *Starting at:* **SIDEWALK BEGINS** **$20,748.75**

Funding Source: TBD **Year to be Completed** TBD

Street Side	Run ID	Survey Street Name	Starting Street Name	End Street Name	Priority
SW	51909261244	7TH ST	SIDEWALK BEGINS	KINGS AVE	110

ID	Dist. from Corner	Barrier Type	As-is Measurement/Notes	Sidewalk Width	Qty	Unit	Cost	Total
57114	9.3 to 10.3 feet	Vertical Change	.6	6 ft	5	SF	$75	**$413**
38048	17.1 to 28.6 feet	Cross Slope (PAR)	2.0-3.0%	6 ft	63	SF	$120	**$7,590**
200	22.0 to 23.0 feet	Continuous Width		6 ft	6	SF	$120	**$660**
57283	32.7 to 33.7 feet	Vertical Change	.8	6 ft	6	SF	$75	**$413**
38053	37.2 to 43.5 feet	Cross Slope (PAR)	2.0-3.0%	6 ft	35	SF	$120	**$4,158**
57394	42.3 to 43.3 feet	Vertical Change	1.1	6 ft	6	REF		
57625	48.9 to 49.9 feet	Vertical Change	3.2	6 ft	6	SF	$75	**$413**
38055	63.5 to 69.3 feet	Cross Slope (PAR)	2.0-3.0%	6 ft	32	SF	$120	**$3,828**
38057	90.9 to 92.0 feet	Cross Slope (PAR)	3.0-4.0%	6 ft	6	SF	$120	**$726**
38058	92.0 to 96.3 feet	Cross Slope (PAR)	2.0-3.0%	6 ft	24	SF	$120	**$2,838**
38059	98.4 to 100.7 feet	Cross Slope (PAR)	2.0-3.0%	6 ft	13	SF	$120	**$1,518**
38060	109.3 to 120.7 feet	Cross Slope (PAR)	2.0-3.0%	6 ft	63	SF	$120	**$7,524**
57685	116.4 to 117.4 feet	Vertical Change	3.6	6 ft	6	REF		
45442	120.1 to 121.1 feet	Vertical Change	-.5	6 ft	6	REF		
38065	125.3 to 131.7 feet	Cross Slope (PAR)	2.0-3.0%	6 ft	35	SF	$120	**$4,224**

TOTAL COST FOR: SW *side of* **7TH ST** *Starting at:* **SIDEWALK BEGINS** **$34,303.50**

Funding Source: TBD **Year to be Completed** TBD

Street Side	Run ID	Survey Street Name	Starting Street Name	End Street Name	Priority
SW	51909261239	7TH ST	SONOMA AVE	SIDEWALK ENDS	84

ID	Dist. from Corner	Barrier Type	As-is Measurement/Notes	Sidewalk Width	Qty	Unit	Cost	Total
37996	3.9 to 18.5 feet	Cross Slope (PAR)	2.0-3.0%	6 ft	80	SF	$120	**$9,636**
38001	26.3 to 30.5 feet	Cross Slope (PAR)	2.0-3.0%	6 ft	23	SF	$120	**$2,772**
47838	35.7 to 36.7 feet	**Vertical Change**	-.4	6 ft	6	LF	$75	**$413**
38002	49.3 to 59.0 feet	Cross Slope (PAR)	2.0-3.0%	6 ft	53	SF	$120	**$6,402**
60261	54.8 to 67.3 feet	Driveway				REF		
51436	60.8 to 61.8 feet	**Vertical Change**	-.3	6 ft	6	REF		
38005	71.5 to 87.5 feet	Cross Slope (PAR)	2.0-3.0%	6 ft	88	SF	$120	**$10,560**
38010	96.8 to 106.0 feet	Cross Slope (PAR)	2.0-3.0%	6 ft	51	SF	$120	**$6,072**
38013	110.1 to 120.8 feet	Cross Slope (PAR)	2.0-3.0%	6 ft	59	SF	$120	**$7,062**
43544	114.3 to 115.3 feet	**Vertical Change**	-.6	6 ft	6	REF		
38018	122.9 to 132.8 feet	Cross Slope (PAR)	2.0-3.0%	6 ft	54	SF	$120	**$6,534**
51437	128.2 to 129.2 feet	**Vertical Change**	-.3	6 ft	6	REF		

TOTAL COST FOR: SW *side of* **7TH ST** *Starting at:* **SONOMA AVE** **$49,450.50**

Funding Source: TBD **Year to be Completed** TBD

Street Side	Run ID	Survey Street Name	Starting Street Name	End Street Name	Priority
NE	1909261600	7TH ST	TRINITY AVE	SIDEWALK ENDS	80

ID	Dist. from Corner	Barrier Type	As-is Measurement/Notes	Sidewalk Width	Qty	Unit	Cost	Total
55067	1.8 to 2.8 feet	Vertical Change	.3	5 ft	5	REF		
24639	2.3 to 17.0 feet	Cross Slope (PAR)	2.0-3.0%	5 ft	74	SF	$120	**$8,820**
56293	6.9 to 7.9 feet	Vertical Change	.4	5 ft	5	REF		
24643	19.9 to 46.3 feet	Cross Slope (PAR)	2.0-3.0%	5 ft	132	SF	$120	**$15,840**
55068	47.6 to 48.6 feet	Vertical Change	.3	5 ft	5	LF	$75	**$375**
24647	52.3 to 53.3 feet	Cross Slope (PAR)	2.0-3.0%	5 ft	5	SF	$120	**$600**
24648	65.6 to 71.4 feet	Cross Slope (PAR)	2.0-3.0%	5 ft	29	SF	$120	**$3,480**
24649	80.8 to 93.3 feet	Cross Slope (PAR)	2.0-3.0%	5 ft	63	SF	$120	**$7,500**
55069	83.8 to 84.8 feet	Vertical Change	.3	5 ft	5	REF		
57263	94.1 to 95.1 feet	Vertical Change	.8	5 ft	5	SF	$75	**$375**
55070	104.5 to 105.5 feet	Vertical Change	.3	5 ft	5	LF	$75	**$375**
24650	124.8 to 126.9 feet	Cross Slope (PAR)	2.0-3.0%	5 ft	11	SF	$120	**$1,260**
55071	125.1 to 126.1 feet	Vertical Change	.3	5 ft	5	REF		
24651	129.7 to 142.2 feet	Cross Slope (PAR)	2.0-3.0%	5 ft	63	SF	$120	**$7,500**

TOTAL COST FOR: NE *side of* **7TH ST** *Starting at:* **TRINITY AVE** **$46,125.00**

Funding Source: TBD **Year to be Completed** TBD

Street Side	Run ID	Survey Street Name	Starting Street Name	End Street Name	Priority
SW	1909261524	7TH ST	TRINITY AVE	ORANGE AVE	102.75

ID	Dist. from Corner	Barrier Type	As-is Measurement/Notes	Sidewalk Width	Qty	Unit	Cost	Total
24875	3.6 to 18.9 feet	Cross Slope (PAR)	2.0-3.0%	5 ft	76	SF	$120	**$9,180**
55098	11.9 to 12.9 feet	**Vertical Change**	.3	5 ft	5	REF		
24877	28.7 to 44.9 feet	Cross Slope (PAR)	2.0-3.0%	5 ft	81	SF	$120	**$9,720**
56302	68.3 to 69.3 feet	**Vertical Change**	.4	5 ft	5	LF	$75	**$375**
24882	88.7 to 92.4 feet	Cross Slope (PAR)	2.0-3.0%	5 ft	19	SF	$120	**$2,220**
24883	113.3 to 116.4 feet	Cross Slope (PAR)	2.0-3.0%	5 ft	16	SF	$120	**$1,860**
24885	130.7 to 133.3 feet	Cross Slope (PAR)	2.0-3.0%	5 ft	13	SF	$120	**$1,560**
24886	137.7 to 151.6 feet	Cross Slope (PAR)	2.0-3.0%	5 ft	70	SF	$120	**$8,340**
59449	149.7 to 172.6 feet	Driveway				REF		
24889	169.3 to 170.6 feet	**Cross Slope (Driveway)**	7.0-8.0%	5 ft	7	SF	$40	**$260**
24890	177.1 to 213.3 feet	Cross Slope (PAR)	2.0-3.0%	5 ft	181	SF	$120	**$21,720**
56303	211.8 to 212.8 feet	**Vertical Change**	.4	5 ft	5	REF		
59450	212.1 to 234.8 feet	Driveway				REF		
40725	214.9 to 216.2 feet	Running Slope	5.0-6.0%	5 ft	7	REF		
56304	215.0 to 216.0 feet	**Vertical Change**	.4	5 ft	5	REF		
24894	216.9 to 231.1 feet	**Cross Slope (Driveway)**	12.0-13.0%	5 ft	71	SF	$40	**$2,840**
55099	234.4 to 235.4 feet	**Vertical Change**	.3	5 ft	5	REF		
24898	235.3 to 236.3 feet	**Cross Slope (Driveway)**	2.0-3.0%	5 ft	5	SF	$40	**$200**
24899	246.1 to 251.9 feet	Cross Slope (PAR)	2.0-3.0%	5 ft	29	SF	$120	**$3,480**
55100	247.9 to 248.9 feet	**Vertical Change**	.3	5 ft	5	REF		
24901	251.9 to 288.8 feet	Cross Slope (PAR)	4.0-5.0%	5 ft	185	SF	$120	**$22,140**
24910	288.8 to 292.6 feet	Cross Slope (PAR)	2.0-3.0%	5 ft	19	SF	$120	**$2,280**
24912	292.6 to 308.8 feet	Cross Slope (PAR)	4.0-5.0%	5 ft	81	SF	$120	**$9,720**

TOTAL COST FOR: SW *side of* **7TH ST** *Starting at:* **TRINITY AVE** **$95,895.00**

Funding Source: TBD **Year to be Completed** TBD

Street Side	Run ID	Survey Street Name	Starting Street Name	End Street Name	Priority
NE	1909261447	8TH ST	ALAMEDA AVE	HUMBOLDT AVE	81.5

ID	Dist. from Corner	Barrier Type	As-is Measurement/Notes	Sidewalk Width	Qty	Unit	Cost	Total
25006	0.0 to 13.2 feet	Cross Slope (PAR)	2.0-3.0%	5 ft	59	SF	$120	**$7,128**
56314	13.2 to 14.2 feet	**Vertical Change**	.4	5 ft	5	REF		
25009	13.3 to 17.3 feet	Cross Slope (PAR)	4.0-5.0%	5 ft	18	SF	$120	**$2,160**
25014	44.6 to 49.6 feet	Cross Slope (PAR)	3.0-4.0%	5 ft	23	SF	$120	**$2,700**
25016	50.3 to 56.4 feet	Cross Slope (PAR)	5.0-6.0%	5 ft	27	SF	$120	**$3,294**
25018	56.9 to 81.5 feet	Cross Slope (PAR)	3.0-4.0%	5 ft	111	SF	$120	**$13,284**
25022	82.0 to 124.4 feet	Cross Slope (PAR)	2.0-3.0%	5 ft	191	SF	$120	**$22,896**
55125	97.9 to 98.9 feet	**Vertical Change**	.3	5 ft	5	REF		
25033	124.4 to 136.8 feet	Cross Slope (PAR)	4.0-5.0%	5 ft	56	SF	$120	**$6,696**
25036	139.8 to 143.2 feet	Cross Slope (PAR)	3.0-4.0%	5 ft	15	SF	$120	**$1,836**
25037	144.5 to 170.3 feet	Cross Slope (PAR)	2.0-3.0%	5 ft	116	SF	$120	**$13,932**
56315	156.9 to 157.9 feet	**Vertical Change**	.4	5 ft	5	REF		
25043	174.3 to 181.9 feet	Cross Slope (PAR)	2.0-3.0%	5 ft	34	SF	$120	**$4,104**
56770	182.6 to 183.6 feet	**Vertical Change**	.5	5 ft	5	SF	$75	**$338**
25045	184.5 to 185.8 feet	Cross Slope (PAR)	3.0-4.0%	5 ft	6	SF	$120	**$702**
25046	185.8 to 207.2 feet	Cross Slope (PAR)	2.0-3.0%	5 ft	96	SF	$120	**$11,556**
55126	187.8 to 188.8 feet	**Vertical Change**	.3	5 ft	5	REF		
55127	195.4 to 196.4 feet	**Vertical Change**	.3	5 ft	5	REF		
25050	209.3 to 232.7 feet	Cross Slope (PAR)	4.0-5.0%	5 ft	105	SF	$120	**$12,636**
56316	226.1 to 227.1 feet	**Vertical Change**	.4	5 ft	5	REF		
25056	234.8 to 254.7 feet	Cross Slope (PAR)	2.0-3.0%	5 ft	90	SF	$120	**$10,746**
25059	264.7 to 271.3 feet	Cross Slope (PAR)	2.0-3.0%	5 ft	30	SF	$120	**$3,564**
25062	275.5 to 303.6 feet	Cross Slope (PAR)	2.0-3.0%	5 ft	126	SF	$120	**$15,174**
55128	299.4 to 300.4 feet	**Vertical Change**	.3	5 ft	5	REF		

TOTAL COST FOR: NE *side of* **8TH ST** *Starting at:* **ALAMEDA AVE** **$132,745.50**

Funding Source: TBD **Year to be Completed** TBD

Street Side	Run ID	Survey Street Name	Starting Street Name	End Street Name	Priority
NE	1909261443	8TH ST	COLUSA AVE	SIDEWALK ENDS	55

ID	Dist. from Corner	Barrier Type	As-is Measurement/Notes	Sidewalk Width	Qty	Unit	Cost	Total
25071	0.0 to 5.2 feet	Cross Slope (PAR)	2.0-3.0%	5 ft	23	SF	$120	**$2,808**
55129	7.1 to 8.1 feet	**Vertical Change**	.3	5 ft	5	LF	$75	**$338**
25072	14.7 to 16.8 feet	Cross Slope (PAR)	2.0-3.0%	5 ft	9	SF	$120	**$1,134**
55130	17.3 to 18.3 feet	**Vertical Change**	.3	5 ft	5	LF	$75	**$338**
25073	27.8 to 33.5 feet	Cross Slope (PAR)	2.0-3.0%	5 ft	26	SF	$120	**$3,078**
25076	66.9 to 87.6 feet	Cross Slope (PAR)	2.0-3.0%	5 ft	93	SF	$120	**$11,178**
25081	102.8 to 105.5 feet	Cross Slope (PAR)	2.0-3.0%	5 ft	12	SF	$120	**$1,458**
25082	110.7 to 115.7 feet	Cross Slope (PAR)	2.0-3.0%	5 ft	23	SF	$120	**$2,700**
25085	119.6 to 130.9 feet	Cross Slope (PAR)	2.0-3.0%	5 ft	51	SF	$120	**$6,102**
59461	130.3 to 145.6 feet	Driveway				REF		

TOTAL COST FOR: NE *side of* **8TH ST** *Starting at:* **COLUSA AVE** **$29,133.00**

Funding Source: TBD **Year to be Completed** TBD

Street Side	Run ID	Survey Street Name	Starting Street Name	End Street Name	Priority
SW	1909261435	8TH ST	COLUSA AVE	SIDEWALK ENDS	52.5

ID	Dist. from Corner	Barrier Type	As-is Measurement/Notes	Sidewalk Width	Qty	Unit	Cost	Total
25146	0.0 to 15.6 feet	Cross Slope (PAR)	2.0-3.0%	5 ft	70	SF	$120	**$8,424**
25151	20.0 to 53.9 feet	Cross Slope (PAR)	2.0-3.0%	5 ft	153	SF	$120	**$18,306**
25161	57.6 to 76.2 feet	Cross Slope (PAR)	2.0-3.0%	5 ft	84	SF	$120	**$10,044**
25165	79.6 to 84.2 feet	Cross Slope (PAR)	3.0-4.0%	5 ft	21	SF	$120	**$2,484**
25166	85.1 to 104.8 feet	Cross Slope (PAR)	2.0-3.0%	5 ft	89	SF	$120	**$10,638**
25174	106.1 to 125.5 feet	Cross Slope (PAR)	4.0-5.0%	5 ft	87	SF	$120	**$10,476**
25180	126.3 to 132.1 feet	Cross Slope (PAR)	2.0-3.0%	5 ft	26	SF	$120	**$3,132**
25182	134.5 to 148.3 feet	Cross Slope (PAR)	3.0-4.0%	5 ft	62	SF	$120	**$7,452**
25183	149.3 to 165.7 feet	Cross Slope (PAR)	2.0-3.0%	5 ft	74	SF	$120	**$8,856**
25187	173.0 to 174.3 feet	Cross Slope (PAR)	2.0-3.0%	5 ft	6	SF	$120	**$702**
25188	176.8 to 181.7 feet	Cross Slope (PAR)	2.0-3.0%	5 ft	22	SF	$120	**$2,646**
25191	185.1 to 211.6 feet	Cross Slope (PAR)	2.0-3.0%	5 ft	119	SF	$120	**$14,310**
55136	194.4 to 195.4 feet	**Vertical Change**	.3	5 ft	5	REF		
25196	212.6 to 215.9 feet	Cross Slope (PAR)	5.0-6.0%	5 ft	15	SF	$120	**$1,782**
25198	216.6 to 236.1 feet	Cross Slope (PAR)	2.0-3.0%	5 ft	88	SF	$120	**$10,530**
25207	257.7 to 274.2 feet	Cross Slope (PAR)	2.0-3.0%	5 ft	74	SF	$120	**$8,910**
25213	277.6 to 279.7 feet	Cross Slope (PAR)	3.0-4.0%	5 ft	9	SF	$120	**$1,134**
25214	279.7 to 291.5 feet	Cross Slope (PAR)	2.0-3.0%	5 ft	53	SF	$120	**$6,372**
25217	291.8 to 294.8 feet	Cross Slope (PAR)	4.0-5.0%	5 ft	14	SF	$120	**$1,620**

TOTAL COST FOR: SW *side of* **8TH ST** *Starting at:* **COLUSA AVE** **$127,818.00**

Funding Source: TBD **Year to be Completed** TBD

Street Side	Run ID	Survey Street Name	Starting Street Name	End Street Name	Priority
NE	1909261450	8TH ST	HUMBOLDT AVE	ORANGE AVE	109

ID	Dist. from Corner	Barrier Type	As-is Measurement/Notes	Sidewalk Width	Qty	Unit	Cost	Total
55118	27.1 to 28.1 feet	Vertical Change	.3	5 ft	5	LF	$75	$338
59458	54.5 to 92.6 feet	Driveway				REF		
55119	55.3 to 56.3 feet	Vertical Change	.3	5 ft	5	REF		
24982	87.5 to 92.0 feet	Cross Slope (Driveway)	2.0-3.0%	5 ft	20	SF	$40	$810
24983	92.9 to 123.4 feet	Cross Slope (Driveway)	4.0-5.0%	5 ft	137	SF	$40	$5,490
59459	121.7 to 167.8 feet	Driveway				REF		
24991	123.4 to 124.5 feet	Cross Slope (Driveway)	2.0-3.0%	5 ft	5	SF	$40	$198
55120	153.4 to 154.4 feet	Vertical Change	.3	5 ft	5	REF		
55121	168.7 to 173.3 feet	Vertical Change	.3	5 ft	21	LF	$75	$1,553
24992	169.8 to 174.0 feet	Cross Slope (PAR)	6.0-7.0%	5 ft	19	SF	$120	$2,268
24994	174.3 to 175.8 feet	Cross Slope (PAR)	8.0-9.0%	5 ft	7	SF	$120	$810
24995	179.6 to 186.1 feet	Cross Slope (PAR)	6.0-7.0%	5 ft	29	SF	$120	$3,510
24998	186.8 to 194.3 feet	Cross Slope (PAR)	5.0-6.0%	5 ft	34	SF	$120	$4,050
56313	187.3 to 188.3 feet	Vertical Change	.4	5 ft	5	REF		
25001	195.1 to 198.8 feet	Cross Slope (PAR)	3.0-4.0%	5 ft	17	SF	$120	$1,998
25003	199.8 to 202.1 feet	Cross Slope (PAR)	5.0-6.0%	5 ft	10	SF	$120	$1,242
25004	202.8 to 203.8 feet	Cross Slope (PAR)	3.0-4.0%	5 ft	5	SF	$120	$540
25005	203.8 to 204.8 feet	Cross Slope (PAR)	2.0-3.0%	5 ft	5	SF	$120	$540
55122	232.0 to 233.0 feet	Vertical Change	.3	5 ft	5	LF	$75	$338
55123	253.0 to 254.0 feet	Vertical Change	.3	5 ft	5	LF	$75	$338

TOTAL COST FOR: NE *side of* **8TH ST** *Starting at:* **HUMBOLDT AVE** **$24,021.00**

Funding Source: TBD **Year to be Completed** TBD

Street Side	Run ID	Survey Street Name	Starting Street Name	End Street Name	Priority
SW	1909261431	8TH ST	HUMBOLDT AVE	SIDEWALK ENDS	121

ID	Dist. from Corner	Barrier Type	As-is Measurement/Notes	Sidewalk Width	Qty	Unit	Cost	Total
25218	2.3 to 10.7 feet	Cross Slope (PAR)	3.0-4.0%	5 ft	38	SF	$120	**$4,536**
55137	4.5 to 5.5 feet	**Vertical Change**	.3	5 ft	5	REF		
25220	11.2 to 15.8 feet	Cross Slope (PAR)	2.0-3.0%	5 ft	21	SF	$120	**$2,484**
25222	17.9 to 27.5 feet	Cross Slope (PAR)	4.0-5.0%	5 ft	43	SF	$120	**$5,184**
56325	27.9 to 28.9 feet	**Vertical Change**	.4	5 ft	5	REF		
25224	28.0 to 32.0 feet	Cross Slope (PAR)	2.0-3.0%	5 ft	18	SF	$120	**$2,160**
25225	36.3 to 76.3 feet	Cross Slope (PAR)	2.0-3.0%	5 ft	180	SF	$120	**$21,600**
55138	45.2 to 46.2 feet	**Vertical Change**	.3	5 ft	5	REF		
56771	55.5 to 56.5 feet	**Vertical Change**	.5	5 ft	5	REF		
25237	77.7 to 89.6 feet	Cross Slope (PAR)	4.0-5.0%	5 ft	54	SF	$120	**$6,426**
25241	89.6 to 100.1 feet	Cross Slope (PAR)	2.0-3.0%	5 ft	47	SF	$120	**$5,670**
25243	117.3 to 150.4 feet	Cross Slope (PAR)	2.0-3.0%	5 ft	149	SF	$120	**$17,874**
25249	153.3 to 159.6 feet	Cross Slope (PAR)	3.0-4.0%	5 ft	28	SF	$120	**$3,402**
25251	159.6 to 161.1 feet	Cross Slope (PAR)	2.0-3.0%	5 ft	7	SF	$120	**$810**
55139	160.5 to 161.5 feet	**Vertical Change**	.3	5 ft	5	REF		
25252	164.1 to 185.8 feet	Cross Slope (PAR)	2.0-3.0%	5 ft	98	SF	$120	**$11,718**
25257	195.2 to 218.9 feet	Cross Slope (PAR)	2.0-3.0%	5 ft	107	SF	$120	**$12,798**
55140	212.9 to 213.9 feet	**Vertical Change**	.3	5 ft	5	REF		
25261	222.7 to 232.4 feet	Cross Slope (PAR)	2.0-3.0%	5 ft	44	SF	$120	**$5,238**
25271	258.3 to 272.1 feet	Cross Slope (PAR)	2.0-3.0%	5 ft	62	SF	$120	**$7,452**
25275	275.4 to 288.0 feet	Cross Slope (PAR)	2.0-3.0%	5 ft	57	SF	$120	**$6,804**
25277	291.0 to 293.3 feet	Cross Slope (PAR)	2.0-3.0%	5 ft	10	SF	$120	**$1,242**
25278	296.6 to 309.2 feet	Cross Slope (PAR)	3.0-4.0%	5 ft	57	SF	$120	**$6,804**
25279	310.3 to 320.6 feet	Cross Slope (PAR)	2.0-3.0%	5 ft	46	SF	$120	**$5,562**
59467	320.3 to 354.7 feet	Driveway				REF		
25281	323.9 to 329.8 feet	**Cross Slope (Driveway)**	9.0-10.0%	5 ft	27	SF	$40	**$1,062**
25283	330.2 to 333.8 feet	**Cross Slope (Driveway)**	7.0-8.0%	5 ft	16	SF	$40	**$648**
25285	333.8 to 340.2 feet	**Cross Slope (Driveway)**	5.0-6.0%	5 ft	29	SF	$40	**$1,152**

Funding Source: TBD **Year to be Completed** TBD

Street Side	Run ID	Survey Street Name	Starting Street Name	End Street Name	Priority
SW	1909261431	8TH ST	HUMBOLDT AVE	SIDEWALK ENDS	121

ID	Dist. from Corner	Barrier Type	As-is Measurement/Notes	Sidewalk Width	Qty	Unit	Cost	Total
25288	340.2 to 343.2 feet	Cross Slope (Driveway)	6.0-7.0%	5 ft	14	SF	$40	**$540**
25290	343.2 to 345.6 feet	Cross Slope (Driveway)	8.0-9.0%	5 ft	11	SF	$40	**$432**
25292	345.6 to 351.5 feet	Cross Slope (Driveway)	10.0-11.0%	5 ft	27	SF	$40	**$1,062**
25294	356.2 to 361.3 feet	Cross Slope (PAR)	4.0-5.0%	5 ft	23	SF	$120	**$2,754**
25296	362.2 to 381.3 feet	Cross Slope (PAR)	2.0-3.0%	5 ft	86	SF	$120	**$10,314**
25300	381.3 to 383.0 feet	Cross Slope (PAR)	4.0-5.0%	5 ft	8	SF	$120	**$918**
25301	385.2 to 396.0 feet	Cross Slope (PAR)	4.0-5.0%	5 ft	49	SF	$120	**$5,832**
25304	396.2 to 414.6 feet	Cross Slope (PAR)	2.0-3.0%	5 ft	83	SF	$120	**$9,936**
25308	521.3 to 564.1 feet	Cross Slope (PAR)	2.0-3.0%	5 ft	193	SF	$120	**$23,112**
55142	522.2 to 523.2 feet	Vertical Change	.3	5 ft	5	REF		
55143	531.5 to 532.5 feet	Vertical Change	.3	5 ft	5	REF		
25316	566.4 to 594.8 feet	Cross Slope (PAR)	2.0-3.0%	5 ft	128	SF	$120	**$15,336**
25320	597.3 to 606.7 feet	Cross Slope (PAR)	2.0-3.0%	5 ft	42	SF	$120	**$5,076**
55144	604.1 to 605.1 feet	Vertical Change	.3	5 ft	5	REF		
25324	608.8 to 611.6 feet	Cross Slope (PAR)	3.0-4.0%	5 ft	13	SF	$120	**$1,512**
25325	611.6 to 633.1 feet	Cross Slope (PAR)	2.0-3.0%	5 ft	97	SF	$120	**$11,610**
25331	635.6 to 646.6 feet	Cross Slope (PAR)	2.0-3.0%	5 ft	50	SF	$120	**$5,940**
25334	648.8 to 651.2 feet	Cross Slope (PAR)	2.0-3.0%	5 ft	11	SF	$120	**$1,296**
25335	654.3 to 666.2 feet	Cross Slope (PAR)	2.0-3.0%	5 ft	54	SF	$120	**$6,426**
25337	669.9 to 674.5 feet	Cross Slope (PAR)	2.0-3.0%	5 ft	21	SF	$120	**$2,484**
25339	681.5 to 701.2 feet	Cross Slope (PAR)	2.0-3.0%	5 ft	89	SF	$120	**$10,638**
25341	702.5 to 705.8 feet	Cross Slope (PAR)	4.0-5.0%	5 ft	15	SF	$120	**$1,782**
25342	717.8 to 719.4 feet	Cross Slope (PAR)	2.0-3.0%	5 ft	7	SF	$120	**$864**
25343	724.1 to 726.8 feet	Cross Slope (PAR)	2.0-3.0%	5 ft	12	SF	$120	**$1,458**
25344	758.3 to 759.9 feet	Cross Slope (PAR)	2.0-3.0%	5 ft	7	SF	$120	**$864**
25345	780.5 to 781.5 feet	Cross Slope (PAR)	2.0-3.0%	5 ft	5	SF	$120	**$540**
25346	796.0 to 799.9 feet	Cross Slope (PAR)	2.0-3.0%	5 ft	18	SF	$120	**$2,106**
25348	815.0 to 816.8 feet	Cross Slope (PAR)	2.0-3.0%	5 ft	8	SF	$120	**$972**

Funding Source: TBD **Year to be Completed** TBD

Street Side	Run ID	Survey Street Name	Starting Street Name	End Street Name	Priority
SW	1909261431	8TH ST	HUMBOLDT AVE	SIDEWALK ENDS	121

ID	Dist. from Corner	Barrier Type	As-is Measurement/Notes	Sidewalk Width	Qty	Unit	Cost	Total
25349	819.0 to 824.2 feet	Cross Slope (PAR)	2.0-3.0%	5 ft	23	SF	$120	**$2,808**
25351	833.5 to 834.7 feet	Cross Slope (PAR)	2.0-3.0%	5 ft	5	SF	$120	**$648**
25352	837.0 to 839.2 feet	Cross Slope (PAR)	2.0-3.0%	5 ft	10	SF	$120	**$1,188**
57051	850.9 to 851.9 feet	**Vertical Change**	.6	5 ft	5	SF	$75	**$338**
25353	863.6 to 866.8 feet	Cross Slope (PAR)	2.0-3.0%	5 ft	14	SF	$120	**$1,728**
25355	878.3 to 885.5 feet	Cross Slope (PAR)	2.0-3.0%	5 ft	32	SF	$120	**$3,888**
25358	885.5 to 892.8 feet	Cross Slope (PAR)	4.0-5.0%	5 ft	33	SF	$120	**$3,942**
25360	893.2 to 894.2 feet	Cross Slope (PAR)	2.0-3.0%	5 ft	5	SF	$120	**$540**

TOTAL COST FOR: SW *side of* **8TH ST** *Starting at:* **HUMBOLDT AVE** **$269,509.50**

Funding Source: TBD **Year to be Completed** TBD

Street Side	Run ID	Survey Street Name	Starting Street Name	End Street Name	Priority
SW	51909251406	8TH ST	KINGS AVE	ROBERTSON BLVD	107.25

ID	Dist. from Corner	Barrier Type	As-is Measurement/Notes	Sidewalk Width	Qty	Unit	Cost	Total
55673	13.6 to 14.6 feet	Vertical Change	.3	6 ft	6	LF	$75	$413
55674	23.5 to 24.5 feet	Vertical Change	.3	6 ft	6	LF	$75	$413
55675	47.8 to 48.8 feet	Vertical Change	.3	6 ft	6	LF	$75	$413
55676	57.8 to 58.8 feet	Vertical Change	.3	6 ft	6	LF	$75	$413
55677	65.7 to 66.7 feet	Vertical Change	.3	6 ft	6	LF	$75	$413
57093	73.5 to 74.5 feet	Vertical Change	.6	6 ft	6	SF	$75	$413
43537	88.0 to 89.0 feet	Vertical Change	-.6	6 ft	6	SF	$75	$413
57323	88.1 to 89.1 feet	Vertical Change	.9	6 ft	6	SF	$75	$413
57094	93.2 to 94.2 feet	Vertical Change	.6	6 ft	6	REF		
35119	94.0 to 95.3 feet	Cross Slope (PAR)	2.0-3.0%	6 ft	7	SF	$120	$858
55678	97.8 to 98.8 feet	Vertical Change	.3	6 ft	6	LF	$75	$413
60109	99.4 to 116.4 feet	Driveway				REF		
56516	102.5 to 103.5 feet	Vertical Change	.4	6 ft	6	REF		
35120	121.6 to 125.8 feet	Cross Slope (PAR)	2.0-3.0%	6 ft	23	SF	$120	$2,772
56517	125.7 to 126.7 feet	Vertical Change	.4	6 ft	6	REF		
55679	135.1 to 136.1 feet	Vertical Change	.3	6 ft	6	LF	$75	$413
60110	135.5 to 157.2 feet	Driveway				REF		
35121	153.8 to 156.6 feet	Cross Slope (Driveway)	2.0-3.0%	6 ft	15	SF	$40	$616
35123	157.6 to 161.4 feet	Cross Slope (PAR)	4.0-5.0%	6 ft	21	SF	$120	$2,508
35125	161.4 to 162.4 feet	Cross Slope (PAR)	2.0-3.0%	6 ft	6	SF	$120	$660
60111	162.8 to 176.1 feet	Driveway				REF		
45425	163.3 to 164.3 feet	Vertical Change	-.5	6 ft	5	REF		
55680	175.9 to 176.9 feet	Vertical Change	.3	6 ft	6	REF		
35126	179.8 to 181.2 feet	Cross Slope (PAR)	2.0-3.0%	6 ft	8	SF	$120	$924
35127	186.8 to 188.7 feet	Cross Slope (PAR)	2.0-3.0%	6 ft	10	SF	$120	$1,254
51304	198.4 to 199.4 feet	Vertical Change	-.3	6 ft	6	REF		
35128	199.1 to 200.6 feet	Cross Slope (PAR)	2.0-3.0%	6 ft	8	SF	$120	$990
35129	207.9 to 235.2 feet	Cross Slope (PAR)	4.0-5.0%	6 ft	150	SF	$120	$18,018

Funding Source: TBD **Year to be Completed** TBD

Street Side	Run ID	Survey Street Name	Starting Street Name	End Street Name	Priority
SW	51909251406	8TH ST	KINGS AVE	ROBERTSON BLVD	107.25

ID	Dist. from Corner	Barrier Type	As-is Measurement/Notes	Sidewalk Width	Qty	Unit	Cost	Total
57095	218.4 to 219.4 feet	Vertical Change	.6	6 ft	6	REF		
35137	235.2 to 240.2 feet	Cross Slope (PAR)	2.0-3.0%	6 ft	28	SF	$120	**$3,300**
35140	256.2 to 266.9 feet	Cross Slope (PAR)	2.0-3.0%	6 ft	59	SF	$120	**$7,062**
35144	268.8 to 292.4 feet	Cross Slope (PAR)	4.0-5.0%	6 ft	130	SF	$120	**$15,576**
41065	293.5 to 294.8 feet	Running Slope	5.0-6.0%	6 ft	7	SF	$120	**$858**
41066	294.8 to 296.8 feet	Running Slope	6.0-7.0%	6 ft	11	SF	$120	**$1,320**

TOTAL COST FOR: SW *side of* **8TH ST** *Starting at:* **KINGS AVE** **$60,841.00**

Funding Source: TBD **Year to be Completed** TBD

Street Side	Run ID	Survey Street Name	Starting Street Name	End Street Name	Priority
NE	51909251421	8TH ST	MONTEREY AVE	SIDEWALK ENDS	100

ID	Dist. from Corner	Barrier Type	As-is Measurement/Notes	Sidewalk Width	Qty	Unit	Cost	Total
35213	0.0 to 8.6 feet	Cross Slope (PAR)	2.0-3.0%	6 ft	47	SF	$120	**$5,676**
55685	2.8 to 3.8 feet	**Vertical Change**	.3	6 ft	6	REF		
35216	9.6 to 15.9 feet	Cross Slope (PAR)	4.0-5.0%	6 ft	35	SF	$120	**$4,158**
56519	9.8 to 10.8 feet	**Vertical Change**	.4	6 ft	5	REF		
35218	20.2 to 22.9 feet	Cross Slope (PAR)	3.0-4.0%	6 ft	15	SF	$120	**$1,782**
35219	22.9 to 24.8 feet	Cross Slope (PAR)	2.0-3.0%	6 ft	10	SF	$120	**$1,254**
35220	30.4 to 40.4 feet	**Cross Slope (Driveway)**	2.0-3.0%	6 ft	55	SF	$40	**$2,200**
51307	37.6 to 38.6 feet	**Vertical Change**	-.3	6 ft	6	REF		
35224	51.4 to 54.4 feet	Cross Slope (PAR)	2.0-3.0%	6 ft	17	SF	$120	**$1,980**
35225	69.5 to 70.6 feet	Cross Slope (PAR)	2.0-3.0%	6 ft	6	SF	$120	**$726**
35226	76.5 to 92.1 feet	Cross Slope (PAR)	2.0-3.0%	6 ft	86	SF	$120	**$10,296**
35229	95.7 to 105.0 feet	Cross Slope (PAR)	2.0-3.0%	6 ft	51	SF	$120	**$6,138**
35231	111.1 to 112.4 feet	Cross Slope (PAR)	2.0-3.0%	6 ft	7	SF	$120	**$858**
35232	118.1 to 122.0 feet	Cross Slope (PAR)	2.0-3.0%	6 ft	21	SF	$120	**$2,574**
35233	128.3 to 135.1 feet	Cross Slope (PAR)	2.0-3.0%	6 ft	37	SF	$120	**$4,488**

TOTAL COST FOR: NE *side of* **8TH ST** *Starting at:* **MONTEREY AVE** **$42,130.00**

Funding Source: TBD **Year to be Completed** TBD

Street Side	Run ID	Survey Street Name	Starting Street Name	End Street Name	Priority
NE	1909261454	8TH ST	ORANGE AVE	TRINITY AVE	79

ID	Dist. from Corner	Barrier Type	As-is Measurement/Notes	Sidewalk Width	Qty	Unit	Cost	Total
59455	46.5 to 79.0 feet	Driveway				REF		
55114	47.4 to 48.4 feet	Vertical Change	.3	5 ft	5	REF		
55115	77.9 to 78.9 feet	Vertical Change	.3	5 ft	5	REF		
59456	123.5 to 167.4 feet	Driveway				REF		
55116	193.6 to 194.6 feet	Vertical Change	.3	5 ft	5	LF	$75	**$338**
59457	220.3 to 255.3 feet	Driveway				REF		
56308	221.2 to 222.2 feet	Vertical Change	.4	5 ft	5	REF		
24981	234.9 to 237.7 feet	Cross Slope (Driveway)	2.0-3.0%	5 ft	13	SF	$40	**$504**
56309	254.1 to 255.1 feet	Vertical Change	.4	5 ft	5	REF		
55117	270.3 to 271.3 feet	Vertical Change	.3	5 ft	5	LF	$75	**$338**
56310	290.9 to 291.9 feet	Vertical Change	.4	5 ft	5	LF	$75	**$338**

TOTAL COST FOR: NE *side of* **8TH ST** *Starting at:* **ORANGE AVE** **$1,516.50**

Funding Source: TBD **Year to be Completed** TBD

Street Side	Run ID	Survey Street Name	Starting Street Name	End Street Name	Priority
SW	1909261424	8TH ST	ORANGE AVE	HUMBOLDT AVE	125.25

ID	Dist. from Corner	Barrier Type	As-is Measurement/Notes	Sidewalk Width	Qty	Unit	Cost	Total
25361	0.0 to 15.3 feet	Cross Slope (PAR)	5.0-6.0%	5 ft	69	SF	$120	**$8,262**
25366	15.3 to 17.8 feet	Cross Slope (PAR)	3.0-4.0%	5 ft	11	SF	$120	**$1,350**
25367	17.8 to 34.3 feet	Cross Slope (PAR)	2.0-3.0%	5 ft	74	SF	$120	**$8,910**
25370	36.0 to 60.9 feet	Cross Slope (PAR)	4.0-5.0%	5 ft	112	SF	$120	**$13,446**
56772	55.5 to 56.5 feet	**Vertical Change**	.5	5 ft	5	REF		
25375	61.5 to 71.6 feet	Cross Slope (PAR)	2.0-3.0%	5 ft	45	SF	$120	**$5,454**
25378	71.8 to 88.2 feet	Cross Slope (PAR)	4.0-5.0%	5 ft	74	SF	$120	**$8,856**
25383	88.6 to 99.4 feet	Cross Slope (PAR)	2.0-3.0%	5 ft	49	SF	$120	**$5,832**
25385	100.4 to 115.3 feet	Cross Slope (PAR)	4.0-5.0%	5 ft	67	SF	$120	**$8,046**
59468	113.9 to 132.3 feet	Driveway				REF		
25389	119.9 to 129.3 feet	**Cross Slope (Driveway)**	>15%	5 ft	42	SF	$40	**$1,692**
40734	129.8 to 131.6 feet	Running Slope	5.0-6.0%	5 ft	8	REF		
25391	132.3 to 134.0 feet	**Cross Slope (Driveway)**	5.0-6.0%	5 ft	8	SF	$40	**$306**
59469	133.3 to 155.2 feet	Driveway				REF		
40735	135.3 to 136.4 feet	Running Slope	6.0-7.0%	5 ft	5	REF		
25392	138.5 to 143.0 feet	**Cross Slope (Driveway)**	13.014	5 ft	20	SF	$40	**$810**
25394	145.9 to 150.5 feet	**Cross Slope (Driveway)**	12.0-13.0%	5 ft	21	SF	$40	**$828**
25396	151.2 to 152.6 feet	**Cross Slope (Driveway)**	14.0-15.0%	5 ft	6	SF	$40	**$252**
25397	156.5 to 174.4 feet	Cross Slope (PAR)	3.0-4.0%	5 ft	81	SF	$120	**$9,666**
25403	175.0 to 179.0 feet	Cross Slope (PAR)	2.0-3.0%	5 ft	18	SF	$120	**$2,160**
25405	182.4 to 226.6 feet	Cross Slope (PAR)	2.0-3.0%	5 ft	199	SF	$120	**$23,868**
25413	230.1 to 237.7 feet	Cross Slope (PAR)	4.0-5.0%	5 ft	34	SF	$120	**$4,104**
59470	237.1 to 268.4 feet	Driveway				REF		
40736	237.9 to 239.1 feet	Running Slope	5.0-6.0%	5 ft	5	REF		
40737	239.1 to 240.6 feet	Running Slope	6.0-7.0%	5 ft	7	REF		
25415	242.6 to 264.1 feet	**Cross Slope (Driveway)**	>15%	5 ft	97	SF	$40	**$3,870**
25419	264.7 to 265.8 feet	**Cross Slope (Driveway)**	13.014	5 ft	5	SF	$40	**$198**
40738	265.3 to 267.7 feet	Running Slope	5.0-6.0%	5 ft	11	REF		

Funding Source: TBD **Year to be Completed** TBD

Street Side	Run ID	Survey Street Name	Starting Street Name	End Street Name	Priority
SW	1909261424	8TH ST	ORANGE AVE	HUMBOLDT AVE	125.25

ID	Dist. from Corner	Barrier Type	As-is Measurement/Notes	Sidewalk Width	Qty	Unit	Cost	Total
55145	266.7 to 267.7 feet	Vertical Change	.3	5 ft	5	REF		
25420	272.4 to 296.5 feet	Cross Slope (PAR)	2.0-3.0%	5 ft	108	SF	$120	**$13,014**
40739	297.7 to 298.9 feet	Running Slope	5.0-6.0%	5 ft	5	SF	$120	**$648**

TOTAL COST FOR: SW *side of* **8TH ST** *Starting at:* **ORANGE AVE** **$121,572.00**

Funding Source: TBD **Year to be Completed** TBD

Street Side	Run ID	Survey Street Name	Starting Street Name	End Street Name	Priority
SW	51909251432	8TH ST	RIVERSIDE AVE	SIDEWALK ENDS	106

ID	Dist. from Corner	Barrier Type	As-is Measurement/Notes	Sidewalk Width	Qty	Unit	Cost	Total
35264	15.0 to 48.7 feet	Cross Slope (PAR)	2.0-3.0%	6 ft	185	SF	$120	**$22,242**
35275	57.5 to 60.3 feet	Cross Slope (PAR)	2.0-3.0%	6 ft	15	SF	$120	**$1,848**
35276	63.6 to 84.7 feet	Cross Slope (PAR)	2.0-3.0%	6 ft	116	SF	$120	**$13,926**
60120	85.4 to 103.1 feet	Driveway				REF		
35283	87.7 to 98.4 feet	**Cross Slope (Driveway)**	2.0-3.0%	6 ft	59	SF	$40	**$2,354**
35286	121.3 to 130.1 feet	Cross Slope (PAR)	2.0-3.0%	6 ft	48	SF	$120	**$5,808**
35288	130.3 to 139.8 feet	Cross Slope (PAR)	4.0-5.0%	6 ft	52	SF	$120	**$6,270**
35292	139.8 to 158.8 feet	Cross Slope (PAR)	2.0-3.0%	6 ft	105	SF	$120	**$12,540**
60121	145.3 to 175.8 feet	Driveway				REF		
55692	157.3 to 158.3 feet	**Vertical Change**	.3	6 ft	6	REF		
35297	164.1 to 169.4 feet	**Cross Slope (Driveway)**	2.0-3.0%	6 ft	29	SF	$40	**$1,166**
35299	171.6 to 172.9 feet	**Cross Slope (Driveway)**	2.0-3.0%	6 ft	7	SF	$40	**$286**
56524	171.7 to 172.7 feet	**Vertical Change**	.4	6 ft	6	REF		
56525	174.9 to 175.9 feet	**Vertical Change**	.4	6 ft	6	REF		

TOTAL COST FOR: SW *side of* **8TH ST** *Starting at:* **RIVERSIDE AVE** **$66,440.00**

Funding Source: TBD **Year to be Completed** TBD

Street Side	Run ID	Survey Street Name	Starting Street Name	End Street Name	Priority
NE	51909251409	8TH ST	ROBERTSON BLVD	KINGS AVE	98

ID	Dist. from Corner	Barrier Type	As-is Measurement/Notes	Sidewalk Width	Qty	Unit	Cost	Total
51305	4.0 to 5.0 feet	Vertical Change	-.3	6 ft	6	LF	$75	**$413**
35148	12.3 to 13.4 feet	Cross Slope (PAR)	2.0-3.0%	6 ft	6	SF	$120	**$726**
35149	25.3 to 28.9 feet	Cross Slope (PAR)	2.0-3.0%	6 ft	20	SF	$120	**$2,376**
35150	35.0 to 54.8 feet	Cross Slope (PAR)	2.0-3.0%	6 ft	109	SF	$120	**$13,068**
35157	60.9 to 73.7 feet	Cross Slope (PAR)	2.0-3.0%	6 ft	70	SF	$120	**$8,448**
35161	78.5 to 82.5 feet	Cross Slope (PAR)	2.0-3.0%	6 ft	22	SF	$120	**$2,640**
35163	85.7 to 87.9 feet	Cross Slope (PAR)	2.0-3.0%	6 ft	12	SF	$120	**$1,452**
35164	98.8 to 116.5 feet	Cross Slope (PAR)	2.0-3.0%	6 ft	97	SF	$120	**$11,682**
170	132.1 to 133.1 feet	Protruding Object		6 ft	6	JOB	$99	**$99**
60112	134.8 to 154.9 feet	Driveway				REF		
35166	142.5 to 172.5 feet	Cross Slope (Driveway)	2.0-3.0%	6 ft	165	SF	$40	**$6,600**
51306	144.3 to 145.3 feet	Vertical Change	-.3	6 ft	6	REF		
171	223.8 to 224.8 feet	Continuous Width		6 ft	6	SF	$120	**$660**
35176	243.1 to 249.5 feet	Cross Slope (PAR)	2.0-3.0%	6 ft	35	SF	$120	**$4,224**

TOTAL COST FOR: NE *side of* **8TH ST** *Starting at:* **ROBERTSON BLVD** **$52,387.50**

Funding Source: TBD **Year to be Completed** TBD

Street Side	Run ID	Survey Street Name	Starting Street Name	End Street Name	Priority
SW	1909261417	8TH ST	ROBERTSON BLVD	SIDEWALK ENDS	135.75

ID	Dist. from Corner	Barrier Type	As-is Measurement/Notes	Sidewalk Width	Qty	Unit	Cost	Total
25457	2.5 to 4.8 feet	Cross Slope (PAR)	2.0-3.0%	5 ft	10	SF	$120	**$1,242**
25458	14.1 to 15.1 feet	Cross Slope (PAR)	2.0-3.0%	5 ft	5	SF	$120	**$540**
57436	44.5 to 45.5 feet	**Vertical Change**	1.3	5 ft	5	SF	$75	**$338**
25459	61.3 to 71.5 feet	Cross Slope (PAR)	2.0-3.0%	5 ft	46	SF	$120	**$5,508**
59471	70.7 to 91.8 feet	Driveway				REF		
25462	77.5 to 88.0 feet	**Cross Slope (Driveway)**	14.0-15.0%	5 ft	47	SF	$40	**$1,890**
40740	89.0 to 90.7 feet	Running Slope	6.0-7.0%	5 ft	8	REF		
55149	90.2 to 91.2 feet	**Vertical Change**	.3	5 ft	5	REF		
25464	93.0 to 96.3 feet	Cross Slope (PAR)	2.0-3.0%	5 ft	15	SF	$120	**$1,782**
25465	100.5 to 112.5 feet	Cross Slope (PAR)	2.0-3.0%	5 ft	54	SF	$120	**$6,480**
59472	110.8 to 126.3 feet	Driveway				REF		
40741	113.3 to 114.7 feet	Running Slope	8.0-9.0%	5 ft	6	REF		
25468	116.8 to 124.3 feet	**Cross Slope (Driveway)**	14.0-15.0%	5 ft	34	SF	$40	**$1,350**
40742	125.1 to 126.6 feet	Running Slope	7.0-8.0%	5 ft	7	REF		
25471	128.4 to 129.7 feet	Cross Slope (PAR)	2.0-3.0%	5 ft	6	SF	$120	**$702**
59473	131.6 to 148.7 feet	Driveway				REF		
55150	134.4 to 135.4 feet	**Vertical Change**	.3	5 ft	5	REF		
55151	139.9 to 140.9 feet	**Vertical Change**	.3	5 ft	5	REF		
56773	145.0 to 146.0 feet	**Vertical Change**	.5	5 ft	5	REF		
55152	148.6 to 149.6 feet	**Vertical Change**	.3	5 ft	5	REF		

TOTAL COST FOR: SW *side of* **8TH ST** *Starting at:* **ROBERTSON BLVD** **$19,831.50**

Funding Source: TBD **Year to be Completed** TBD

Street Side	Run ID	Survey Street Name	Starting Street Name	End Street Name	Priority
NE	1909261438	8TH ST	SIDEWALK BEGINS	635 8TH ST	96.75

ID	Dist. from Corner	Barrier Type	As-is Measurement/Notes	Sidewalk Width	Qty	Unit	Cost	Total
25119	1.6 to 19.9 feet	Cross Slope (PAR)	3.0-4.0%	5 ft	82	SF	$120	**$9,882**
55132	8.8 to 11.9 feet	**Vertical Change**	.3	5 ft	14	REF		
55134	14.0 to 15.0 feet	**Vertical Change**	.3	5 ft	5	REF		
25124	19.9 to 21.8 feet	Cross Slope (PAR)	5.0-6.0%	5 ft	9	SF	$120	**$1,026**
56318	21.2 to 22.2 feet	**Vertical Change**	.4	5 ft	5	REF		
59463	24.0 to 41.3 feet	Driveway				REF		
56319	24.3 to 25.3 feet	**Vertical Change**	.4	5 ft	5	REF		
25125	26.3 to 28.0 feet	**Cross Slope (Driveway)**	6.0-7.0%	5 ft	8	SF	$40	**$306**
57527	29.1 to 30.1 feet	**Vertical Change**	2	5 ft	5	REF		
25126	29.3 to 36.9 feet	**Cross Slope (Driveway)**	8.0-9.0%	5 ft	34	SF	$40	**$1,368**
56320	33.4 to 34.4 feet	**Vertical Change**	.4	5 ft	5	REF		
56321	36.6 to 39.6 feet	**Vertical Change**	.4	5 ft	14	REF		
25129	42.1 to 78.3 feet	Cross Slope (PAR)	3.0-4.0%	5 ft	163	SF	$120	**$19,548**
56323	70.7 to 71.7 feet	**Vertical Change**	.4	5 ft	5	REF		
25135	84.3 to 91.7 feet	Cross Slope (PAR)	2.0-3.0%	5 ft	33	SF	$120	**$3,996**
25137	94.8 to 103.9 feet	Cross Slope (PAR)	3.0-4.0%	5 ft	41	SF	$120	**$4,914**
25138	104.8 to 109.5 feet	Cross Slope (PAR)	2.0-3.0%	5 ft	21	SF	$120	**$2,538**
59464	108.2 to 128.7 feet	Driveway				REF		
40733	108.8 to 110.5 feet	Running Slope	6.0-7.0%	5 ft	8	REF		
56324	108.9 to 109.9 feet	**Vertical Change**	.4	5 ft	5	REF		
25139	113.0 to 125.8 feet	**Cross Slope (Driveway)**	10.0-11.0%	5 ft	58	SF	$40	**$2,304**
55135	127.5 to 128.5 feet	**Vertical Change**	.3	5 ft	5	REF		
25142	128.8 to 130.1 feet	**Cross Slope (Driveway)**	3.0-4.0%	5 ft	6	SF	$40	**$234**
25143	130.1 to 140.3 feet	Cross Slope (PAR)	2.0-3.0%	5 ft	46	SF	$120	**$5,508**

TOTAL COST FOR: NE *side of* **8TH ST** *Starting at:* **SIDEWALK BEGINS** **$51,624.00**

Funding Source: TBD **Year to be Completed** TBD

Street Side	Run ID	Survey Street Name	Starting Street Name	End Street Name	Priority
NE	1909261440	8TH ST	SIDEWALK BEGINS	COLUSA AVE	95

ID	Dist. from Corner	Barrier Type	As-is Measurement/Notes	Sidewalk Width	Qty	Unit	Cost	Total
25087	0.0 to 20.3 feet	Cross Slope (PAR)	2.0-3.0%	5 ft	91	SF	$120	**$10,962**
87	0.5 to 1.5 feet	**Continuous Width**		5 ft	5	SF	$120	**$540**
25092	25.3 to 37.0 feet	Cross Slope (PAR)	3.0-4.0%	5 ft	53	SF	$120	**$6,318**
25095	37.0 to 43.2 feet	Cross Slope (PAR)	2.0-3.0%	5 ft	28	SF	$120	**$3,348**
25098	44.2 to 51.4 feet	Cross Slope (PAR)	4.0-5.0%	5 ft	32	SF	$120	**$3,888**
25100	51.4 to 57.0 feet	Cross Slope (PAR)	2.0-3.0%	5 ft	25	SF	$120	**$3,024**
25103	59.2 to 71.6 feet	Cross Slope (PAR)	2.0-3.0%	5 ft	56	SF	$120	**$6,696**
25108	73.8 to 81.3 feet	Cross Slope (PAR)	3.0-4.0%	5 ft	34	SF	$120	**$4,050**
55131	76.1 to 77.1 feet	**Vertical Change**	.3	5 ft	5	REF		
25110	82.3 to 92.5 feet	Cross Slope (PAR)	5.0-6.0%	5 ft	46	SF	$120	**$5,508**
59462	92.5 to 116.1 feet	Driveway				REF		
25112	97.9 to 113.4 feet	**Cross Slope (Driveway)**	>15%	5 ft	70	SF	$40	**$2,790**
25113	117.1 to 123.3 feet	Cross Slope (PAR)	3.0-4.0%	5 ft	28	SF	$120	**$3,348**
56317	121.5 to 122.5 feet	**Vertical Change**	.4	5 ft	5	REF		
25115	123.3 to 134.8 feet	Cross Slope (PAR)	5.0-6.0%	5 ft	52	SF	$120	**$6,210**
25118	137.8 to 138.8 feet	Cross Slope (PAR)	5.0-6.0%	5 ft	5	SF	$120	**$540**

TOTAL COST FOR: NE *side of* **8TH ST** *Starting at:* **SIDEWALK BEGINS** **$57,222.00**

Funding Source: TBD **Year to be Completed** TBD

Street Side	Run ID	Survey Street Name	Starting Street Name	End Street Name	Priority
NE	51909251414	8TH ST	SIDEWALK BEGINS	SIDEWALK ENDS	103

ID	Dist. from Corner	Barrier Type	As-is Measurement/Notes	Sidewalk Width	Qty	Unit	Cost	Total
35180	0.3 to 6.3 feet	Cross Slope (PAR)	2.0-3.0%	6 ft	33	SF	$120	**$3,960**
60114	3.8 to 12.8 feet	Driveway				REF		
35181	28.1 to 38.6 feet	Cross Slope (PAR)	2.0-3.0%	6 ft	58	SF	$120	**$6,930**
55681	35.1 to 36.1 feet	**Vertical Change**	.3	6 ft	6	REF		
60115	43.2 to 60.6 feet	Driveway				REF		
56518	68.9 to 71.9 feet	**Vertical Change**	.4	6 ft	17	LF	$75	**$1,238**

TOTAL COST FOR: NE *side of* **8TH ST** *Starting at:* **SIDEWALK BEGINS** **$12,127.50**

Funding Source: TBD **Year to be Completed** TBD

Street Side	Run ID	Survey Street Name	Starting Street Name	End Street Name	Priority
NE	51909251418	8TH ST	SIDEWALK BEGINS	LAKE AVE	120.25

ID	Dist. from Corner	Barrier Type	As-is Measurement/Notes	Sidewalk Width	Qty	Unit	Cost	Total
35186	0.0 to 1.0 feet	Cross Slope (PAR)	3.0-4.0%	6 ft	6	SF	$120	**$660**
60116	1.1 to 30.6 feet	Driveway				REF		
35187	5.8 to 28.1 feet	**Cross Slope (Driveway)**	12.0-13.0%	6 ft	123	SF	$40	**$4,906**
55683	16.4 to 17.4 feet	**Vertical Change**	.3	6 ft	6	REF		
35193	28.1 to 29.1 feet	**Cross Slope (Driveway)**	10.0-11.0%	6 ft	6	SF	$40	**$220**
41067	30.4 to 32.2 feet	Running Slope	6.0-7.0%	6 ft	10	REF		
35194	100.6 to 109.5 feet	Cross Slope (PAR)	2.0-3.0%	6 ft	49	SF	$120	**$5,874**
57668	120.5 to 121.5 feet	**Vertical Change**	3.5	6 ft	6	SF	$75	**$413**
35196	123.1 to 127.1 feet	Cross Slope (PAR)	2.0-3.0%	6 ft	22	SF	$120	**$2,640**

TOTAL COST FOR: NE *side of* **8TH ST** *Starting at:* **SIDEWALK BEGINS** **$14,712.50**

Funding Source: TBD **Year to be Completed** TBD

Street Side	Run ID	Survey Street Name	Starting Street Name	End Street Name	Priority
NE	51909251419	8TH ST	SIDEWALK BEGINS	SIDEWALK ENDS	103

ID	Dist. from Corner	Barrier Type	As-is Measurement/Notes	Sidewalk Width	Qty	Unit	Cost	Total
35197	0.0 to 4.3 feet	Cross Slope (PAR)	4.0-5.0%	6 ft	24	SF	$120	**$2,838**
35198	7.1 to 14.8 feet	Cross Slope (PAR)	3.0-4.0%	6 ft	42	SF	$120	**$5,082**
35200	15.3 to 16.9 feet	Cross Slope (PAR)	2.0-3.0%	6 ft	9	SF	$120	**$1,056**
35201	24.3 to 60.9 feet	Cross Slope (PAR)	2.0-3.0%	6 ft	201	SF	$120	**$24,156**
60117	28.7 to 37.9 feet	Driveway				REF		
55684	41.6 to 42.6 feet	**Vertical Change**	.3	6 ft	6	REF		

TOTAL COST FOR: NE *side of* **8TH ST** *Starting at:* **SIDEWALK BEGINS** **$33,132.00**

Funding Source: TBD **Year to be Completed** TBD

Street Side	Run ID	Survey Street Name	Starting Street Name	End Street Name	Priority
SW	51909251431	8TH ST	SIDEWALK BEGINS	RIVERSIDE AVE	117.5

ID	Dist. from Corner	Barrier Type	As-is Measurement/Notes	Sidewalk Width	Qty	Unit	Cost	Total
35242	0.0 to 1.3 feet	Cross Slope (PAR)	2.0-3.0%	6 ft	7	SF	$120	**$858**
60119	0.9 to 25.3 feet	Driveway				REF		
35243	4.1 to 27.5 feet	Cross Slope (Driveway)	2.0-3.0%	6 ft	129	SF	$40	**$5,148**
51308	27.2 to 28.2 feet	Vertical Change	-.3	6 ft	6	REF		
35250	33.2 to 42.3 feet	Cross Slope (PAR)	2.0-3.0%	6 ft	50	SF	$120	**$6,006**
56865	35.4 to 38.2 feet	Vertical Change	.5	6 ft	15	REF		
56520	42.0 to 43.0 feet	Vertical Change	.4	6 ft	6	REF		
51309	43.7 to 44.7 feet	Vertical Change	-.3	6 ft	6	LF	$75	**$413**
55687	45.4 to 46.4 feet	Vertical Change	.3	6 ft	6	LF	$75	**$413**
35253	59.0 to 62.3 feet	Cross Slope (PAR)	2.0-3.0%	6 ft	18	SF	$120	**$2,178**
35255	80.5 to 85.1 feet	Cross Slope (PAR)	2.0-3.0%	6 ft	25	SF	$120	**$3,036**
55688	89.9 to 90.9 feet	Vertical Change	.3	6 ft	6	LF	$75	**$413**
56521	97.3 to 98.3 feet	Vertical Change	.4	6 ft	6	LF	$75	**$413**
35256	101.2 to 122.4 feet	Cross Slope (PAR)	2.0-3.0%	6 ft	117	SF	$120	**$13,992**
56522	114.6 to 115.6 feet	Vertical Change	.4	6 ft	6	REF		
55689	119.5 to 120.5 feet	Vertical Change	.3	6 ft	6	REF		
56523	124.9 to 125.9 feet	Vertical Change	.4	6 ft	6	REF		
35261	125.5 to 126.8 feet	Cross Slope (PAR)	3.0-4.0%	6 ft	7	SF	$120	**$858**
55690	129.8 to 130.8 feet	Vertical Change	.3	6 ft	6	REF		
35262	129.8 to 132.7 feet	Cross Slope (PAR)	5.0-6.0%	6 ft	16	SF	$120	**$1,914**
55691	134.1 to 135.1 feet	Vertical Change	.3	6 ft	6	LF	$75	**$413**

TOTAL COST FOR: SW *side of* **8TH ST** *Starting at:* **SIDEWALK BEGINS** **$36,052.50**

Funding Source: TBD **Year to be Completed** TBD

Street Side	Run ID	Survey Street Name	Starting Street Name	End Street Name	Priority
NE	1909261458	8TH ST	TRINITY AVE	ROBERTSON BLVD	110.25

ID	Dist. from Corner	Barrier Type	As-is Measurement/Notes	Sidewalk Width	Qty	Unit	Cost	Total
57050	6.4 to 7.4 feet	Vertical Change	.6	5 ft	5	REF		
24938	7.2 to 20.9 feet	Cross Slope (PAR)	2.0-3.0%	5 ft	62	SF	$120	$7,398
24941	23.2 to 73.9 feet	Cross Slope (PAR)	4.0-5.0%	5 ft	228	SF	$120	$27,378
56306	24.4 to 25.4 feet	Vertical Change	.4	5 ft	5	REF		
55110	55.1 to 56.1 feet	Vertical Change	.3	5 ft	5	REF		
24952	77.7 to 79.0 feet	Cross Slope (PAR)	3.0-4.0%	5 ft	6	SF	$120	$702
24953	80.3 to 82.0 feet	Cross Slope (PAR)	2.0-3.0%	5 ft	8	SF	$120	$918
59452	80.5 to 97.1 feet	Driveway				REF		
24954	86.7 to 93.3 feet	Cross Slope (Driveway)	>15%	5 ft	30	SF	$40	$1,188
40727	95.1 to 96.9 feet	Running Slope	5.0-6.0%	5 ft	8	REF		
24955	97.6 to 113.8 feet	Cross Slope (PAR)	2.0-3.0%	5 ft	73	SF	$120	$8,748
59453	113.0 to 128.3 feet	Driveway				REF		
40728	113.5 to 114.6 feet	Running Slope	6.0-7.0%	5 ft	5	REF		
40729	114.6 to 115.9 feet	Running Slope	5.0-6.0%	5 ft	6	REF		
24960	117.7 to 119.0 feet	Cross Slope (Driveway)	14.0-15.0%	5 ft	6	SF	$40	$234
24961	122.1 to 125.5 feet	Cross Slope (Driveway)	13.014	5 ft	15	SF	$40	$612
40730	125.3 to 127.2 feet	Running Slope	5.0-6.0%	5 ft	9	REF		
24963	133.3 to 137.4 feet	Cross Slope (PAR)	2.0-3.0%	5 ft	18	SF	$120	$2,214
24964	144.2 to 149.8 feet	Cross Slope (PAR)	2.0-3.0%	5 ft	25	SF	$120	$3,024
59454	149.2 to 172.1 feet	Driveway				REF		
55111	149.5 to 150.5 feet	Vertical Change	.3	5 ft	5	REF		
24966	154.4 to 164.6 feet	Cross Slope (Driveway)	14.0-15.0%	5 ft	46	SF	$40	$1,836
55112	156.0 to 157.0 feet	Vertical Change	.3	5 ft	5	REF		
24971	167.3 to 168.9 feet	Cross Slope (Driveway)	>15%	5 ft	7	SF	$40	$288
40731	167.3 to 168.3 feet	Running Slope	5.0-6.0%	5 ft	5	REF		
40732	170.3 to 171.6 feet	Running Slope	6.0-7.0%	5 ft	6	REF		
86	172.4 to 173.4 feet	Continuous Width		5 ft	5	SF	$120	$540
24972	173.3 to 178.5 feet	Cross Slope (PAR)	2.0-3.0%	5 ft	23	SF	$120	$2,808

Funding Source: TBD **Year to be Completed** TBD

Street Side	Run ID	Survey Street Name	Starting Street Name	End Street Name	Priority
NE	1909261458	8TH ST	TRINITY AVE	ROBERTSON BLVD	110.25

ID	Dist. from Corner	Barrier Type	As-is Measurement/Notes	Sidewalk Width	Qty	Unit	Cost	Total
24974	182.5 to 193.7 feet	Cross Slope (PAR)	2.0-3.0%	5 ft	50	SF	$120	**$6,048**
55113	191.7 to 192.7 feet	**Vertical Change**	.3	5 ft	5	REF		
24976	198.8 to 201.3 feet	Cross Slope (PAR)	2.0-3.0%	5 ft	11	SF	$120	**$1,350**
56307	212.2 to 213.2 feet	**Vertical Change**	.4	5 ft	5	LF	$75	**$338**
24977	247.9 to 256.4 feet	Cross Slope (PAR)	2.0-3.0%	5 ft	38	SF	$120	**$4,590**
24978	266.9 to 273.1 feet	Cross Slope (PAR)	2.0-3.0%	5 ft	28	SF	$120	**$3,348**
24980	287.9 to 293.3 feet	Cross Slope (PAR)	2.0-3.0%	5 ft	24	SF	$120	**$2,916**

TOTAL COST FOR: NE *side of* **8TH ST** *Starting at:* **TRINITY AVE** **$76,477.50**

Funding Source: TBD **Year to be Completed** TBD

Street Side	Run ID	Survey Street Name	Starting Street Name	End Street Name	Priority
SW	1909261421	8TH ST	TRINITY AVE	SIDEWALK ENDS	106

ID	Dist. from Corner	Barrier Type	As-is Measurement/Notes	Sidewalk Width	Qty	Unit	Cost	Total
25428	0.0 to 4.5 feet	Cross Slope (PAR)	2.0-3.0%	5 ft	20	SF	$120	**$2,430**
25430	5.8 to 15.2 feet	Cross Slope (PAR)	4.0-5.0%	5 ft	42	SF	$120	**$5,076**
55146	10.0 to 11.0 feet	**Vertical Change**	.3	5 ft	5	REF		
25433	15.2 to 20.8 feet	Cross Slope (PAR)	2.0-3.0%	5 ft	25	SF	$120	**$3,024**
56326	29.6 to 33.0 feet	**Vertical Change**	.4	5 ft	15	LF	$75	**$1,148**
56327	37.9 to 38.9 feet	**Vertical Change**	.4	5 ft	5	LF	$75	**$338**
55148	44.1 to 45.1 feet	**Vertical Change**	.3	5 ft	5	LF	$75	**$338**
25434	45.8 to 46.9 feet	Cross Slope (PAR)	2.0-3.0%	5 ft	5	SF	$120	**$594**
25435	62.8 to 64.0 feet	Cross Slope (PAR)	2.0-3.0%	5 ft	5	SF	$120	**$648**
25436	66.9 to 80.3 feet	Cross Slope (PAR)	3.0-4.0%	5 ft	60	SF	$120	**$7,236**
25440	80.4 to 84.5 feet	Cross Slope (PAR)	2.0-3.0%	5 ft	18	SF	$120	**$2,214**
25441	86.7 to 95.9 feet	Cross Slope (PAR)	3.0-4.0%	5 ft	41	SF	$120	**$4,968**
25443	96.8 to 109.3 feet	Cross Slope (PAR)	2.0-3.0%	5 ft	56	SF	$120	**$6,750**
25447	111.8 to 116.1 feet	Cross Slope (PAR)	3.0-4.0%	5 ft	19	SF	$120	**$2,322**
25448	118.4 to 133.2 feet	Cross Slope (PAR)	2.0-3.0%	5 ft	67	SF	$120	**$7,992**
25453	133.2 to 145.4 feet	**Cross Slope (Driveway)**	4.0-5.0%	5 ft	55	SF	$40	**$2,196**

TOTAL COST FOR: SW *side of* **8TH ST** *Starting at:* **TRINITY AVE** **$47,272.50**

Funding Source: TBD **Year to be Completed** TBD

Street Side	Run ID	Survey Street Name	Starting Street Name	End Street Name	Priority
SW	51909251425	8TH ST	VENTURA AVE	SIDEWALK ENDS	79.5

ID	Dist. from Corner	Barrier Type	As-is Measurement/Notes	Sidewalk Width	Qty	Unit	Cost	Total
35234	0.8 to 4.1 feet	Cross Slope (PAR)	2.0-3.0%	6 ft	18	SF	$120	**$2,178**
35235	50.1 to 54.4 feet	Cross Slope (PAR)	2.0-3.0%	6 ft	24	SF	$120	**$2,838**
60118	68.3 to 90.1 feet	Driveway				REF		
35237	74.9 to 79.0 feet	**Cross Slope (Driveway)**	3.0-4.0%	6 ft	23	SF	$40	**$902**
35239	80.8 to 82.8 feet	**Cross Slope (Driveway)**	5.0-6.0%	6 ft	11	SF	$40	**$440**
35240	84.8 to 85.9 feet	**Cross Slope (Driveway)**	3.0-4.0%	6 ft	6	SF	$40	**$242**
35241	85.9 to 87.8 feet	**Cross Slope (Driveway)**	2.0-3.0%	6 ft	10	SF	$40	**$418**

TOTAL COST FOR: SW *side of* **8TH ST** *Starting at:* **VENTURA AVE** **$7,018.00**

Funding Source: TBD **Year to be Completed** TBD

Street Side	Run ID	Survey Street Name	Starting Street Name	End Street Name	Priority
NE	1909261405	9TH ST	HUMBOLDT AVE	ORANGE AVE	129.75

ID	Dist. from Corner	Barrier Type	As-is Measurement/Notes	Sidewalk Width	Qty	Unit	Cost	Total
25588	0.0 to 13.7 feet	Cross Slope (PAR)	2.0-3.0%	5 ft	62	SF	$120	**$7,398**
25592	19.5 to 27.0 feet	Cross Slope (PAR)	2.0-3.0%	5 ft	34	SF	$120	**$4,050**
25594	33.6 to 36.3 feet	Cross Slope (PAR)	2.0-3.0%	5 ft	12	SF	$120	**$1,458**
55161	35.2 to 36.2 feet	**Vertical Change**	.3	5 ft	5	REF		
57052	70.2 to 71.2 feet	**Vertical Change**	.6	5 ft	5	SF	$75	**$338**
25595	76.7 to 87.1 feet	Cross Slope (PAR)	2.0-3.0%	5 ft	47	SF	$120	**$5,616**
25597	89.2 to 105.6 feet	Cross Slope (PAR)	2.0-3.0%	5 ft	74	SF	$120	**$8,856**
25600	105.6 to 106.9 feet	Cross Slope (PAR)	4.0-5.0%	5 ft	6	SF	$120	**$702**
59479	106.0 to 128.7 feet	Driveway				REF		
25601	110.3 to 113.5 feet	**Cross Slope (Driveway)**	13.014	5 ft	14	SF	$40	**$576**
25603	113.8 to 125.7 feet	**Cross Slope (Driveway)**	>15%	5 ft	54	SF	$40	**$2,142**
55162	127.0 to 128.0 feet	**Vertical Change**	.3	5 ft	5	REF		
25605	129.0 to 135.3 feet	**Cross Slope (Driveway)**	5.0-6.0%	5 ft	28	SF	$40	**$1,134**
59480	134.4 to 156.6 feet	Driveway				REF		
40747	136.7 to 137.8 feet	Running Slope	5.0-6.0%	5 ft	5	REF		
25606	138.6 to 144.5 feet	**Cross Slope (Driveway)**	>15%	5 ft	27	SF	$40	**$1,062**
55163	141.3 to 142.3 feet	**Vertical Change**	.3	5 ft	5	REF		
25608	144.5 to 154.1 feet	**Cross Slope (Driveway)**	13.014	5 ft	43	SF	$40	**$1,728**
55164	155.1 to 156.1 feet	**Vertical Change**	.3	5 ft	5	REF		
25612	157.8 to 187.7 feet	Cross Slope (PAR)	4.0-5.0%	5 ft	135	SF	$120	**$16,146**
91	158.3 to 159.3 feet	**Continuous Width**		5 ft	5	SF	$120	**$540**
59481	187.4 to 203.1 feet	Driveway				REF		
25619	192.3 to 198.8 feet	**Cross Slope (Driveway)**	>15%	5 ft	29	SF	$40	**$1,170**
25620	199.3 to 200.4 feet	**Cross Slope (Driveway)**	13.014	5 ft	5	SF	$40	**$198**
25621	204.0 to 211.3 feet	Cross Slope (PAR)	3.0-4.0%	5 ft	33	SF	$120	**$3,942**
25622	212.2 to 235.3 feet	Cross Slope (PAR)	2.0-3.0%	5 ft	104	SF	$120	**$12,474**
57053	212.7 to 213.7 feet	**Vertical Change**	.6	5 ft	5	REF		
56331	218.9 to 219.9 feet	**Vertical Change**	.4	5 ft	5	REF		

Funding Source: TBD **Year to be Completed** TBD

Street Side	Run ID	Survey Street Name	Starting Street Name	End Street Name	Priority
NE	1909261405	9TH ST	HUMBOLDT AVE	ORANGE AVE	129.75

ID	Dist. from Corner	Barrier Type	As-is Measurement/Notes	Sidewalk Width	Qty	Unit	Cost	Total
25626	237.8 to 242.9 feet	Cross Slope (PAR)	3.0-4.0%	5 ft	23	SF	$120	**$2,754**
55165	244.8 to 245.8 feet	**Vertical Change**	.3	5 ft	5	REF		
25627	245.1 to 249.7 feet	Cross Slope (PAR)	2.0-3.0%	5 ft	21	SF	$120	**$2,484**
25629	251.8 to 261.3 feet	Cross Slope (PAR)	3.0-4.0%	5 ft	43	SF	$120	**$5,130**
25630	261.3 to 264.6 feet	Cross Slope (PAR)	2.0-3.0%	5 ft	15	SF	$120	**$1,782**
25631	267.1 to 290.3 feet	Cross Slope (PAR)	2.0-3.0%	5 ft	104	SF	$120	**$12,528**

TOTAL COST FOR: NE *side of* **9TH ST** *Starting at:* **HUMBOLDT AVE** **$94,207.50**

Funding Source: TBD **Year to be Completed** TBD

Street Side	Run ID	Survey Street Name	Starting Street Name	End Street Name	Priority
NE	51909251336	9TH ST	KINGS AVE	SIDEWALK ENDS	106

ID	Dist. from Corner	Barrier Type	As-is Measurement/Notes	Sidewalk Width	Qty	Unit	Cost	Total
34946	0.0 to 2.3 feet	Cross Slope (PAR)	2.0-3.0%	6 ft	13	SF	$120	**$1,518**
56502	2.5 to 3.5 feet	**Vertical Change**	.4	6 ft	6	LF	$75	**$413**
57211	4.6 to 5.6 feet	**Vertical Change**	.7	6 ft	6	SF	$75	**$413**
34947	19.3 to 35.8 feet	Cross Slope (PAR)	2.0-3.0%	6 ft	91	SF	$120	**$10,890**
57212	23.6 to 24.6 feet	**Vertical Change**	.7	6 ft	6	REF		
34951	38.5 to 40.6 feet	Cross Slope (PAR)	3.0-4.0%	6 ft	12	SF	$120	**$1,386**
34952	40.8 to 44.3 feet	Cross Slope (PAR)	2.0-3.0%	6 ft	19	SF	$120	**$2,310**
34953	48.3 to 59.3 feet	Cross Slope (PAR)	2.0-3.0%	6 ft	61	SF	$120	**$7,260**
34959	64.0 to 68.7 feet	Cross Slope (PAR)	3.0-4.0%	6 ft	26	SF	$120	**$3,102**
55651	71.8 to 72.8 feet	**Vertical Change**	.3	6 ft	6	LF	$75	**$413**
34960	77.6 to 89.6 feet	Cross Slope (PAR)	2.0-3.0%	6 ft	66	SF	$120	**$7,920**
34961	102.8 to 104.3 feet	Cross Slope (PAR)	2.0-3.0%	6 ft	8	SF	$120	**$990**
34962	113.1 to 121.3 feet	Cross Slope (PAR)	2.0-3.0%	6 ft	45	SF	$120	**$5,412**
55652	122.9 to 123.9 feet	**Vertical Change**	.3	6 ft	6	LF	$75	**$413**

TOTAL COST FOR: NE *side of* **9TH ST** *Starting at:* **KINGS AVE** **$42,438.00**

Funding Source: TBD **Year to be Completed** TBD

Street Side	Run ID	Survey Street Name	Starting Street Name	End Street Name	Priority
SW	51909251331	9TH ST	KINGS AVE	ROBERTSON BLVD	134.5

ID	Dist. from Corner	Barrier Type	As-is Measurement/Notes	Sidewalk Width	Qty	Unit	Cost	Total
34842	0.4 to 5.4 feet	Cross Slope (PAR)	4.0-5.0%	6 ft	28	SF	$120	**$3,300**
168	0.8 to 1.8 feet	Continuous Width		6 ft	6	SF	$120	**$660**
34844	5.4 to 12.1 feet	Cross Slope (PAR)	2.0-3.0%	6 ft	37	SF	$120	**$4,422**
57648	6.4 to 7.4 feet	Vertical Change	3.4	6 ft	6	REF		
55644	13.9 to 14.9 feet	Vertical Change	.3	6 ft	6	LF	$75	**$413**
34846	16.5 to 33.4 feet	Cross Slope (PAR)	2.0-3.0%	6 ft	93	SF	$120	**$11,154**
60083	40.2 to 50.8 feet	Driveway				REF		
34850	51.3 to 55.4 feet	Cross Slope (Driveway)	2.0-3.0%	6 ft	23	SF	$40	**$902**
41429	56.3 to 57.3 feet	Vertical Change	-1.2	6 ft	6	SF	$75	**$413**
47795	56.5 to 58.0 feet	Vertical Change	-.4	6 ft	8	LF	$75	**$619**
34851	61.2 to 68.9 feet	Cross Slope (PAR)	2.0-3.0%	6 ft	42	SF	$120	**$5,082**
34852	72.2 to 73.5 feet	Cross Slope (PAR)	2.0-3.0%	6 ft	7	SF	$120	**$858**
34853	76.5 to 84.3 feet	Cross Slope (PAR)	2.0-3.0%	6 ft	43	SF	$120	**$5,148**
51286	111.5 to 112.5 feet	Vertical Change	-.3	6 ft	6	LF	$75	**$413**
34856	113.4 to 118.1 feet	Cross Slope (PAR)	4.0-5.0%	6 ft	26	SF	$120	**$3,102**
34859	121.0 to 122.6 feet	Cross Slope (PAR)	3.0-4.0%	6 ft	9	SF	$120	**$1,056**
34860	124.0 to 126.8 feet	Cross Slope (PAR)	2.0-3.0%	6 ft	15	SF	$120	**$1,848**
60084	136.3 to 153.7 feet	Driveway				REF		
56500	136.5 to 144.0 feet	Vertical Change	.4	6 ft	41	REF		
34862	137.8 to 139.6 feet	Cross Slope (Driveway)	2.0-3.0%	6 ft	10	SF	$40	**$396**
34863	146.4 to 147.4 feet	Cross Slope (Driveway)	7.0-8.0%	6 ft	6	SF	$40	**$220**
34864	152.0 to 155.3 feet	Cross Slope (Driveway)	7.0-8.0%	6 ft	18	SF	$40	**$726**
34866	156.1 to 160.8 feet	Cross Slope (PAR)	5.0-6.0%	6 ft	26	SF	$120	**$3,102**
60085	163.4 to 180.8 feet	Driveway				REF		
34869	164.1 to 165.4 feet	Cross Slope (Driveway)	3.0-4.0%	6 ft	7	SF	$40	**$286**
34870	169.6 to 179.3 feet	Cross Slope (Driveway)	11.0-12.0%	6 ft	53	SF	$40	**$2,134**
34873	184.3 to 208.9 feet	Cross Slope (PAR)	2.0-3.0%	6 ft	135	SF	$120	**$16,236**
34879	214.1 to 222.2 feet	Cross Slope (PAR)	2.0-3.0%	6 ft	45	SF	$120	**$5,346**
60086	220.0 to 236.0 feet	Driveway				REF		

Funding Source: TBD **Year to be Completed** TBD

Street Side	Run ID	Survey Street Name	Starting Street Name	End Street Name	Priority
SW	51909251331	9TH ST	KINGS AVE	ROBERTSON BLVD	134.5

ID	Dist. from Corner	Barrier Type	As-is Measurement/Notes	Sidewalk Width	Qty	Unit	Cost	Total
34881	225.9 to 234.9 feet	Cross Slope (Driveway)	12.0-13.0%	6 ft	50	SF	$40	**$1,980**
34884	240.0 to 262.5 feet	Cross Slope (PAR)	2.0-3.0%	6 ft	124	SF	$120	**$14,850**
34891	267.6 to 283.5 feet	Cross Slope (PAR)	2.0-3.0%	6 ft	87	SF	$120	**$10,494**

TOTAL COST FOR: SW *side of* **9TH ST** *Starting at:* **KINGS AVE** **$95,158.25**

Funding Source: TBD **Year to be Completed** TBD

Street Side	Run ID	Survey Street Name	Starting Street Name	End Street Name	Priority
NE	51909251341	9TH ST	LAKE AVE	SIDEWALK ENDS	106

ID	Dist. from Corner	Barrier Type	As-is Measurement/Notes	Sidewalk Width	Qty	Unit	Cost	Total
34990	2.2 to 17.8 feet	Cross Slope (PAR)	2.0-3.0%	6 ft	86	SF	$120	**$10,296**
55655	22.2 to 23.2 feet	**Vertical Change**	.3	6 ft	6	LF	$75	**$413**
34993	23.9 to 31.1 feet	Cross Slope (PAR)	2.0-3.0%	6 ft	40	SF	$120	**$4,752**
34995	37.3 to 39.4 feet	Cross Slope (PAR)	2.0-3.0%	6 ft	12	SF	$120	**$1,386**
34996	43.6 to 45.8 feet	Cross Slope (PAR)	2.0-3.0%	6 ft	12	SF	$120	**$1,452**
56503	47.3 to 48.3 feet	**Vertical Change**	.4	6 ft	6	LF	$75	**$413**
34997	55.9 to 60.3 feet	Cross Slope (PAR)	2.0-3.0%	6 ft	24	SF	$120	**$2,904**
60091	79.3 to 97.0 feet	Driveway				REF		
47797	97.4 to 98.4 feet	**Vertical Change**	-.4	6 ft	6	REF		

TOTAL COST FOR: NE *side of* **9TH ST** *Starting at:* **LAKE AVE** **$21,615.00**

Funding Source: TBD **Year to be Completed** TBD

Street Side	Run ID	Survey Street Name	Starting Street Name	End Street Name	Priority
SW	51909251357	9TH ST	LAKE AVE	SIDEWALK ENDS	121

ID	Dist. from Corner	Barrier Type	As-is Measurement/Notes	Sidewalk Width	Qty	Unit	Cost	Total
56508	0.5 to 1.5 feet	Vertical Change	.4	6 ft	6	LF	$75	$413
57446	2.2 to 3.2 feet	Vertical Change	1.3	6 ft	5	SF	$75	$413
35080	9.8 to 14.2 feet	Cross Slope (PAR)	2.0-3.0%	6 ft	24	SF	$120	$2,904
56509	13.8 to 14.8 feet	Vertical Change	.4	6 ft	6	REF		
56862	26.6 to 27.6 feet	Vertical Change	.5	6 ft	6	SF	$75	$413
169	49.3 to 50.3 feet	Continuous Width		6 ft	6	SF	$120	$660
55664	56.7 to 57.7 feet	Vertical Change	.3	6 ft	6	LF	$75	$413
55665	79.0 to 81.9 feet	Vertical Change	.3	6 ft	16	LF	$75	$1,196
35081	81.6 to 82.9 feet	Cross Slope (PAR)	2.0-3.0%	6 ft	7	SF	$120	$858
55667	84.3 to 85.3 feet	Vertical Change	.3	6 ft	6	LF	$75	$413
60102	91.8 to 108.9 feet	Driveway				REF		
57214	100.8 to 101.8 feet	Vertical Change	.7	6 ft	6	REF		
35082	101.4 to 104.0 feet	Cross Slope (Driveway)	2.0-3.0%	6 ft	14	SF	$40	$572
56510	114.3 to 115.3 feet	Vertical Change	.4	6 ft	6	LF	$75	$413
35083	131.8 to 136.4 feet	Cross Slope (PAR)	2.0-3.0%	6 ft	25	SF	$120	$3,036
55668	135.5 to 136.5 feet	Vertical Change	.3	6 ft	6	REF		

TOTAL COST FOR: SW *side of* **9TH ST** *Starting at:* **LAKE AVE** **$11,701.25**

Funding Source: TBD **Year to be Completed** TBD

Street Side	Run ID	Survey Street Name	Starting Street Name	End Street Name	Priority
NE	51909251344	9TH ST	MONTEREY AVE	SIDEWALK ENDS	79

ID	Dist. from Corner	Barrier Type	As-is Measurement/Notes	Sidewalk Width	Qty	Unit	Cost	Total
56858	23.6 to 24.6 feet	Vertical Change	.5	6 ft	6	SF	$75	**$413**
55656	56.8 to 57.8 feet	Vertical Change	.3	6 ft	6	LF	$75	**$413**
56859	67.6 to 68.6 feet	Vertical Change	.5	6 ft	6	SF	$75	**$413**
57392	73.3 to 74.3 feet	Vertical Change	1.1	6 ft	6	SF	$75	**$413**
43534	75.8 to 76.8 feet	Vertical Change	-.6	6 ft	6	SF	$75	**$413**
60092	87.5 to 102.9 feet	Driveway				REF		
34999	97.4 to 98.8 feet	Cross Slope (Driveway)	2.0-3.0%	6 ft	8	SF	$40	**$308**

TOTAL COST FOR: NE *side of* **9TH ST** *Starting at:* **MONTEREY AVE** **$2,370.50**

Funding Source: TBD **Year to be Completed** TBD

Street Side	Run ID	Survey Street Name	Starting Street Name	End Street Name	Priority
SW	51909251354	9TH ST	MONTEREY AVE	SIDEWALK ENDS	130

ID	Dist. from Corner	Barrier Type	As-is Measurement/Notes	Sidewalk Width	Qty	Unit	Cost	Total
55659	9.5 to 10.5 feet	Vertical Change	.3	6 ft	6	LF	$75	**$413**
55660	19.4 to 20.4 feet	Vertical Change	.3	6 ft	6	LF	$75	**$413**
56507	24.4 to 25.4 feet	Vertical Change	.4	6 ft	6	LF	$75	**$413**
60099	38.8 to 65.4 feet	Driveway				REF		
51295	39.3 to 40.3 feet	Vertical Change	-.3	6 ft	6	REF		
35062	45.7 to 51.3 feet	Cross Slope (Driveway)	8.0-9.0%	6 ft	31	SF	$40	**$1,232**
35065	53.2 to 58.4 feet	Cross Slope (Driveway)	10.0-11.0%	6 ft	29	SF	$40	**$1,144**
35067	63.2 to 65.9 feet	Cross Slope (Driveway)	9.0-10.0%	6 ft	15	SF	$40	**$594**
45423	71.7 to 72.7 feet	Vertical Change	-.5	6 ft	6	SF	$75	**$413**
51296	82.3 to 83.3 feet	Vertical Change	-.3	6 ft	6	LF	$75	**$413**
51297	92.8 to 93.8 feet	Vertical Change	-.3	6 ft	6	LF	$75	**$413**
51298	97.8 to 98.8 feet	Vertical Change	-.3	6 ft	6	LF	$75	**$413**
35069	101.3 to 111.5 feet	Cross Slope (PAR)	2.0-3.0%	6 ft	56	SF	$120	**$6,732**
55661	108.5 to 109.5 feet	Vertical Change	.3	6 ft	6	REF		
60100	111.5 to 125.9 feet	Driveway				REF		

TOTAL COST FOR: SW *side of* **9TH ST** *Starting at:* **MONTEREY AVE** **$12,589.50**

Funding Source: TBD **Year to be Completed** TBD

Street Side	Run ID	Survey Street Name	Starting Street Name	End Street Name	Priority
NE	1909261408	9TH ST	ORANGE AVE	TRINITY AVE	144.5

ID	Dist. from Corner	Barrier Type	As-is Measurement/Notes	Sidewalk Width	Qty	Unit	Cost	Total
25531	4.6 to 36.8 feet	Cross Slope (PAR)	2.0-3.0%	5 ft	145	SF	$120	**$17,388**
55157	34.7 to 35.7 feet	**Vertical Change**	.3	5 ft	5	REF		
25536	36.8 to 54.0 feet	Cross Slope (PAR)	4.0-5.0%	5 ft	77	SF	$120	**$9,288**
57317	51.8 to 52.8 feet	**Vertical Change**	.9	5 ft	5	REF		
25543	54.0 to 55.0 feet	Cross Slope (PAR)	6.0-7.0%	5 ft	5	SF	$120	**$540**
25544	56.2 to 63.7 feet	Cross Slope (PAR)	5.0-6.0%	5 ft	34	SF	$120	**$4,050**
25547	66.7 to 75.8 feet	Cross Slope (PAR)	6.0-7.0%	5 ft	41	SF	$120	**$4,914**
25550	76.0 to 77.3 feet	Cross Slope (PAR)	8.0-9.0%	5 ft	6	SF	$120	**$702**
25551	79.3 to 82.8 feet	Cross Slope (PAR)	5.0-6.0%	5 ft	16	SF	$120	**$1,890**
25553	85.0 to 112.3 feet	Cross Slope (PAR)	4.0-5.0%	5 ft	123	SF	$120	**$14,742**
25559	112.3 to 135.3 feet	Cross Slope (PAR)	2.0-3.0%	5 ft	104	SF	$120	**$12,420**
56774	113.5 to 114.5 feet	**Vertical Change**	.5	5 ft	5	REF		
25562	135.3 to 136.8 feet	Cross Slope (PAR)	4.0-5.0%	5 ft	7	SF	$120	**$810**
59478	135.9 to 158.7 feet	Driveway				REF		
55158	141.0 to 142.0 feet	**Vertical Change**	.3	5 ft	5	REF		
25563	142.2 to 143.7 feet	**Cross Slope (Driveway)**	13.014	5 ft	7	SF	$40	**$270**
25564	146.7 to 148.3 feet	**Cross Slope (Driveway)**	10.0-11.0%	5 ft	7	SF	$40	**$288**
55159	146.9 to 147.9 feet	**Vertical Change**	.3	5 ft	5	REF		
25565	150.6 to 156.1 feet	**Cross Slope (Driveway)**	13.014	5 ft	25	SF	$40	**$990**
40746	156.3 to 158.1 feet	Running Slope	8.0-9.0%	5 ft	8	REF		
90	159.4 to 160.4 feet	**Continuous Width**		5 ft	5	SF	$120	**$540**
25567	164.8 to 166.2 feet	Cross Slope (PAR)	2.0-3.0%	5 ft	6	SF	$120	**$756**
56328	178.6 to 179.6 feet	**Vertical Change**	.4	5 ft	5	LF	$75	**$338**
25568	188.9 to 191.3 feet	Cross Slope (PAR)	2.0-3.0%	5 ft	11	SF	$120	**$1,296**
25570	196.6 to 198.9 feet	Cross Slope (PAR)	2.0-3.0%	5 ft	10	SF	$120	**$1,242**
57455	199.0 to 200.0 feet	**Vertical Change**	1.4	5 ft	5	SF	$75	**$338**
57354	203.0 to 204.0 feet	**Vertical Change**	1	5 ft	5	SF	$75	**$338**
25572	215.2 to 229.2 feet	Cross Slope (PAR)	2.0-3.0%	5 ft	63	SF	$120	**$7,560**

Funding Source: TBD **Year to be Completed** TBD

Street Side	Run ID	Survey Street Name	Starting Street Name	End Street Name	Priority
NE	1909261408	9TH ST	ORANGE AVE	TRINITY AVE	144.5

ID	Dist. from Corner	Barrier Type	As-is Measurement/Notes	Sidewalk Width	Qty	Unit	Cost	Total
56329	252.1 to 253.1 feet	Vertical Change	.4	5 ft	5	REF		
25577	252.8 to 254.9 feet	Cross Slope (PAR)	2.0-3.0%	5 ft	9	SF	$120	**$1,134**
25579	255.2 to 261.5 feet	Cross Slope (PAR)	5.0-6.0%	5 ft	28	SF	$120	**$3,402**
25581	261.5 to 263.3 feet	Cross Slope (PAR)	3.0-4.0%	5 ft	8	SF	$120	**$972**
25582	263.3 to 300.3 feet	Cross Slope (PAR)	2.0-3.0%	5 ft	167	SF	$120	**$19,980**
55160	278.0 to 279.0 feet	Vertical Change	.3	5 ft	5	REF		
56330	301.1 to 302.1 feet	Vertical Change	.4	5 ft	5	LF	$75	**$338**
25587	304.6 to 309.3 feet	Cross Slope (PAR)	3.0-4.0%	5 ft	21	SF	$120	**$2,538**

TOTAL COST FOR: NE *side of* **9TH ST** *Starting at:* **ORANGE AVE** **$109,062.00**

Funding Source: TBD **Year to be Completed** TBD

Street Side	Run ID	Survey Street Name	Starting Street Name	End Street Name	Priority
SW	51909251401	9TH ST	RIVERSIDE AVE	SIDEWALK ENDS	111

ID	Dist. from Corner	Barrier Type	As-is Measurement/Notes	Sidewalk Width	Qty	Unit	Cost	Total
35084	0.0 to 1.5 feet	Cross Slope (PAR)	3.0-4.0%	6 ft	8	SF	$120	**$990**
41572	2.9 to 3.9 feet	**Vertical Change**	-1	6 ft	6	SF	$75	**$413**
51299	4.9 to 5.9 feet	**Vertical Change**	-.3	6 ft	5	LF	$75	**$413**
57092	5.3 to 6.3 feet	**Vertical Change**	.6	6 ft	6	SF	$75	**$413**
60103	17.5 to 25.8 feet	Driveway				REF		
55669	27.4 to 28.4 feet	**Vertical Change**	.3	6 ft	6	LF	$75	**$413**
60104	48.8 to 55.1 feet	Driveway				REF		
51300	62.6 to 63.6 feet	**Vertical Change**	-.3	6 ft	6	LF	$75	**$413**
60105	76.1 to 84.8 feet	Driveway				REF		
51301	97.6 to 98.6 feet	**Vertical Change**	-.3	6 ft	6	LF	$75	**$413**
60106	106.3 to 114.6 feet	Driveway				REF		
35085	107.6 to 114.9 feet	**Cross Slope (Driveway)**	2.0-3.0%	6 ft	40	SF	$40	**$1,606**
56511	120.3 to 121.3 feet	**Vertical Change**	.4	6 ft	6	LF	$75	**$413**

TOTAL COST FOR: SW *side of* **9TH ST** *Starting at:* **RIVERSIDE AVE** **$5,483.50**

Funding Source: TBD **Year to be Completed** TBD

Street Side	Run ID	Survey Street Name	Starting Street Name	End Street Name	Priority
NE	51909251333	9TH ST	ROBERTSON BLVD	KINGS AVE	132.25

ID	Dist. from Corner	Barrier Type	As-is Measurement/Notes	Sidewalk Width	Qty	Unit	Cost	Total
34896	4.1 to 12.0 feet	Cross Slope (PAR)	2.0-3.0%	6 ft	43	SF	$120	**$5,214**
47796	4.8 to 5.8 feet	**Vertical Change**	-.4	6 ft	6	REF		
51287	14.7 to 15.7 feet	**Vertical Change**	-.3	6 ft	6	REF		
34899	15.5 to 19.4 feet	Cross Slope (PAR)	2.0-3.0%	6 ft	21	SF	$120	**$2,574**
34900	28.3 to 29.3 feet	Cross Slope (PAR)	2.0-3.0%	6 ft	6	SF	$120	**$660**
34901	34.3 to 38.3 feet	Cross Slope (PAR)	2.0-3.0%	6 ft	22	SF	$120	**$2,640**
43533	44.9 to 45.9 feet	**Vertical Change**	-.6	6 ft	6	SF	$75	**$413**
34902	64.9 to 68.8 feet	Cross Slope (PAR)	2.0-3.0%	6 ft	21	SF	$120	**$2,574**
34903	72.4 to 74.2 feet	Cross Slope (PAR)	2.0-3.0%	6 ft	10	SF	$120	**$1,188**
55647	74.9 to 75.9 feet	**Vertical Change**	.3	6 ft	6	LF	$75	**$413**
34904	80.8 to 87.4 feet	Cross Slope (PAR)	2.0-3.0%	6 ft	36	SF	$120	**$4,356**
41571	84.9 to 85.9 feet	**Vertical Change**	-1	6 ft	6	REF		
34906	90.7 to 96.3 feet	Cross Slope (PAR)	4.0-5.0%	6 ft	31	SF	$120	**$3,696**
51288	95.0 to 96.0 feet	**Vertical Change**	-.3	6 ft	6	REF		
34909	96.3 to 104.2 feet	Cross Slope (PAR)	2.0-3.0%	6 ft	43	SF	$120	**$5,214**
34912	106.6 to 111.3 feet	Cross Slope (PAR)	2.0-3.0%	6 ft	26	SF	$120	**$3,102**
51289	115.1 to 116.1 feet	**Vertical Change**	-.3	6 ft	6	LF	$75	**$413**
34913	131.2 to 133.7 feet	Cross Slope (PAR)	2.0-3.0%	6 ft	14	SF	$120	**$1,650**
60087	132.4 to 155.4 feet	Driveway				REF		
34914	136.4 to 137.7 feet	**Cross Slope (Driveway)**	4.0-5.0%	6 ft	7	SF	$40	**$286**
34915	138.3 to 139.3 feet	**Cross Slope (Driveway)**	6.0-7.0%	6 ft	6	SF	$40	**$220**
34916	140.8 to 143.6 feet	**Cross Slope (Driveway)**	5.0-6.0%	6 ft	15	SF	$40	**$616**
34918	143.9 to 151.9 feet	**Cross Slope (Driveway)**	3.0-4.0%	6 ft	44	SF	$40	**$1,760**
34919	153.4 to 156.7 feet	**Cross Slope (Driveway)**	5.0-6.0%	6 ft	18	SF	$40	**$726**
34920	157.4 to 158.6 feet	Cross Slope (PAR)	3.0-4.0%	6 ft	7	SF	$120	**$792**
34921	158.8 to 171.8 feet	Cross Slope (PAR)	2.0-3.0%	6 ft	71	SF	$120	**$8,580**
60088	175.6 to 203.4 feet	Driveway				REF		
34925	179.9 to 181.0 feet	**Cross Slope (Driveway)**	9.0-10.0%	6 ft	6	SF	$40	**$242**

Funding Source: TBD **Year to be Completed** TBD

Street Side	Run ID	Survey Street Name	Starting Street Name	End Street Name	Priority
NE	51909251333	9TH ST	ROBERTSON BLVD	KINGS AVE	132.25

ID	Dist. from Corner	Barrier Type	As-is Measurement/Notes	Sidewalk Width	Qty	Unit	Cost	Total
34926	182.5 to 187.8 feet	Cross Slope (Driveway)	7.0-8.0%	6 ft	29	SF	$40	$1,166
55648	184.3 to 185.3 feet	Vertical Change	.3	6 ft	6	REF		
34928	190.5 to 200.2 feet	Cross Slope (Driveway)	7.0-8.0%	6 ft	53	SF	$40	$2,134
41060	202.7 to 204.3 feet	Running Slope	5.0-6.0%	6 ft	9	REF		
56855	206.8 to 207.8 feet	Vertical Change	.5	6 ft	6	SF	$75	$413
34930	209.9 to 232.8 feet	Cross Slope (PAR)	2.0-3.0%	6 ft	126	SF	$120	$15,114
34932	233.6 to 241.6 feet	Cross Slope (PAR)	4.0-5.0%	6 ft	44	SF	$120	$5,280
34936	241.6 to 242.8 feet	Cross Slope (PAR)	6.0-7.0%	6 ft	7	SF	$120	$792
34937	242.8 to 248.7 feet	Cross Slope (PAR)	5.0-6.0%	6 ft	32	SF	$120	$3,894
60089	244.4 to 283.1 feet	Driveway				REF		
34940	277.9 to 279.8 feet	Cross Slope (Driveway)	3.0-4.0%	6 ft	10	SF	$40	$418
34941	280.0 to 281.3 feet	Cross Slope (Driveway)	5.0-6.0%	6 ft	7	SF	$40	$286
56856	281.4 to 282.4 feet	Vertical Change	.5	6 ft	6	REF		
34942	282.8 to 283.8 feet	Cross Slope (Driveway)	6.0-7.0%	6 ft	6	SF	$40	$220
34943	283.8 to 290.1 feet	Cross Slope (PAR)	5.0-6.0%	6 ft	35	SF	$120	$4,158
55649	287.1 to 291.1 feet	Vertical Change	.3	6 ft	22	REF		

TOTAL COST FOR: NE *side of* **9TH ST** *Starting at:* **ROBERTSON BLVD** **$81,202.00**

Funding Source: TBD **Year to be Completed** TBD

Street Side	Run ID	Survey Street Name	Starting Street Name	End Street Name	Priority
SW	1909261354	9TH ST	ROBERTSON BLVD	TRINITY AVE	121.25

ID	Dist. from Corner	Barrier Type	As-is Measurement/Notes	Sidewalk Width	Qty	Unit	Cost	Total
25687	2.8 to 6.8 feet	Cross Slope (PAR)	2.0-3.0%	4 ft	17	SF	$120	**$2,040**
25688	9.8 to 12.7 feet	Cross Slope (PAR)	2.0-3.0%	4 ft	12	SF	$120	**$1,479**
25689	18.3 to 22.7 feet	Cross Slope (PAR)	2.0-3.0%	4 ft	19	SF	$120	**$2,244**
25690	30.6 to 53.1 feet	Cross Slope (PAR)	2.0-3.0%	4 ft	96	SF	$120	**$11,475**
25695	57.3 to 64.9 feet	Cross Slope (PAR)	2.0-3.0%	4 ft	32	SF	$120	**$3,876**
59484	64.2 to 84.8 feet	Driveway				REF		
25697	69.8 to 73.3 feet	**Cross Slope (Driveway)**	13.014	4 ft	15	SF	$40	**$595**
25699	73.8 to 81.3 feet	**Cross Slope (Driveway)**	>15%	4 ft	32	SF	$40	**$1,275**
25702	85.9 to 98.8 feet	Cross Slope (PAR)	2.0-3.0%	4 ft	55	SF	$120	**$6,579**
25705	117.8 to 131.7 feet	Cross Slope (PAR)	2.0-3.0%	4 ft	59	SF	$120	**$7,089**
59485	131.3 to 154.1 feet	Driveway				REF		
40752	134.1 to 135.3 feet	Running Slope	7.0-8.0%	4 ft	5	REF		
55171	134.2 to 135.2 feet	**Vertical Change**	.3	4 ft	4	REF		
55172	140.2 to 141.2 feet	**Vertical Change**	.3	4 ft	4	REF		
25708	142.3 to 143.9 feet	**Cross Slope (Driveway)**	9.0-10.0%	4 ft	7	SF	$40	**$272**
25709	144.4 to 148.8 feet	**Cross Slope (Driveway)**	11.0-12.0%	4 ft	19	SF	$40	**$748**
40753	151.4 to 154.2 feet	Running Slope	7.0-8.0%	4 ft	12	REF		
25712	161.1 to 167.2 feet	Cross Slope (PAR)	2.0-3.0%	4 ft	26	SF	$120	**$3,111**
25714	170.8 to 173.0 feet	Cross Slope (PAR)	2.0-3.0%	4 ft	9	SF	$120	**$1,122**
55173	194.0 to 195.0 feet	**Vertical Change**	.3	4 ft	4	LF	$75	**$319**
59486	199.5 to 215.3 feet	Driveway				REF		
25715	199.6 to 200.6 feet	**Cross Slope (Driveway)**	2.0-3.0%	4 ft	4	SF	$40	**$170**
40754	200.5 to 203.1 feet	Running Slope	5.0-6.0%	4 ft	11	REF		
25716	206.3 to 212.1 feet	**Cross Slope (Driveway)**	14.0-15.0%	4 ft	25	SF	$40	**$986**
55174	214.6 to 215.6 feet	**Vertical Change**	.3	4 ft	4	REF		
25718	215.6 to 218.4 feet	Cross Slope (PAR)	3.0-4.0%	4 ft	12	SF	$120	**$1,428**
25719	221.6 to 224.1 feet	Cross Slope (PAR)	2.0-3.0%	4 ft	11	SF	$120	**$1,275**
25720	226.3 to 231.6 feet	Cross Slope (PAR)	2.0-3.0%	4 ft	23	SF	$120	**$2,703**

Funding Source: TBD **Year to be Completed** TBD

Street Side	Run ID	Survey Street Name	Starting Street Name	End Street Name	Priority
SW	1909261354	9TH ST	ROBERTSON BLVD	TRINITY AVE	121.25

ID	Dist. from Corner	Barrier Type	As-is Measurement/Notes	Sidewalk Width	Qty	Unit	Cost	Total
25721	234.8 to 246.0 feet	Cross Slope (PAR)	3.0-4.0%	4 ft	48	SF	$120	**$5,712**
25723	246.0 to 251.9 feet	Cross Slope (PAR)	2.0-3.0%	4 ft	25	SF	$120	**$3,009**
56332	255.7 to 256.7 feet	**Vertical Change**	.4	4 ft	4	LF	$75	**$319**
25725	279.3 to 287.0 feet	Cross Slope (PAR)	2.0-3.0%	4 ft	33	SF	$120	**$3,927**
55175	281.4 to 282.4 feet	**Vertical Change**	.3	4 ft	4	REF		
55176	296.5 to 297.5 feet	**Vertical Change**	.3	4 ft	4	LF	$75	**$319**

TOTAL COST FOR: SW *side of* **9TH ST** *Starting at:* **ROBERTSON BLVD** **$62,071.25**

Funding Source: TBD **Year to be Completed** TBD

Street Side	Run ID	Survey Street Name	Starting Street Name	End Street Name	Priority
NE	51909251340	9TH ST	SIDEWALK BEGINS	LAKE AVE	127.25

ID	Dist. from Corner	Barrier Type	As-is Measurement/Notes	Sidewalk Width	Qty	Unit	Cost	Total
34964	0.3 to 3.3 feet	Cross Slope (PAR)	2.0-3.0%	6 ft	17	SF	$120	**$1,980**
34965	4.4 to 17.8 feet	Cross Slope (PAR)	4.0-5.0%	6 ft	74	SF	$120	**$8,844**
34971	19.0 to 28.4 feet	Cross Slope (PAR)	2.0-3.0%	6 ft	52	SF	$120	**$6,204**
34974	42.3 to 47.7 feet	Cross Slope (PAR)	2.0-3.0%	6 ft	30	SF	$120	**$3,564**
55653	45.3 to 46.3 feet	**Vertical Change**	.3	6 ft	6	REF		
34976	51.1 to 53.6 feet	Cross Slope (PAR)	2.0-3.0%	6 ft	14	SF	$120	**$1,650**
34977	56.1 to 91.7 feet	Cross Slope (PAR)	2.0-3.0%	6 ft	196	SF	$120	**$23,496**
51290	66.8 to 67.8 feet	**Vertical Change**	-.3	6 ft	6	REF		
60090	88.9 to 112.3 feet	Driveway				REF		
55654	90.8 to 91.8 feet	**Vertical Change**	.3	6 ft	6	REF		
34983	96.2 to 105.7 feet	**Cross Slope (Driveway)**	>15%	6 ft	52	SF	$40	**$2,090**
34986	105.7 to 108.5 feet	**Cross Slope (Driveway)**	13.014	6 ft	15	SF	$40	**$616**
41061	111.3 to 112.9 feet	Running Slope	6.0-7.0%	6 ft	9	REF		
56857	111.8 to 112.8 feet	**Vertical Change**	.5	6 ft	6	REF		
34987	113.4 to 121.0 feet	Cross Slope (PAR)	2.0-3.0%	6 ft	42	SF	$120	**$5,016**
34989	121.5 to 129.6 feet	Cross Slope (PAR)	4.0-5.0%	6 ft	45	SF	$120	**$5,346**

TOTAL COST FOR: NE *side of* **9TH ST** *Starting at:* **SIDEWALK BEGINS** **$58,806.00**

Funding Source: TBD **Year to be Completed** TBD

Street Side	Run ID	Survey Street Name	Starting Street Name	End Street Name	Priority
NE	51909251346	9TH ST	SIDEWALK BEGINS	SONOMA AVE	82

ID	Dist. from Corner	Barrier Type	As-is Measurement/Notes	Sidewalk Width	Qty	Unit	Cost	Total
35000	0.5 to 2.1 feet	Cross Slope (PAR)	3.0-4.0%	6 ft	9	SF	$120	**$1,056**
35001	4.1 to 5.4 feet	Cross Slope (PAR)	2.0-3.0%	6 ft	7	SF	$120	**$858**
35002	11.3 to 14.8 feet	Cross Slope (PAR)	2.0-3.0%	6 ft	19	SF	$120	**$2,310**
35005	22.8 to 26.9 feet	Cross Slope (PAR)	2.0-3.0%	6 ft	23	SF	$120	**$2,706**
35007	29.3 to 37.2 feet	Cross Slope (PAR)	2.0-3.0%	6 ft	43	SF	$120	**$5,214**
60093	36.0 to 53.3 feet	Driveway				REF		
35008	40.8 to 48.3 feet	**Cross Slope (Driveway)**	2.0-3.0%	6 ft	41	SF	$40	**$1,650**
35010	58.7 to 62.9 feet	Cross Slope (PAR)	2.0-3.0%	6 ft	23	SF	$120	**$2,772**
51291	75.0 to 76.0 feet	**Vertical Change**	-.3	6 ft	6	LF	$75	**$413**
35011	76.8 to 78.9 feet	Cross Slope (PAR)	2.0-3.0%	6 ft	12	SF	$120	**$1,386**
55657	95.3 to 96.3 feet	**Vertical Change**	.3	6 ft	6	LF	$75	**$413**
51292	105.7 to 106.7 feet	**Vertical Change**	-.3	6 ft	6	LF	$75	**$413**
43535	105.8 to 106.8 feet	**Vertical Change**	-.6	6 ft	6	SF	$75	**$413**
51293	106.0 to 107.0 feet	**Vertical Change**	-.3	6 ft	6	LF	$75	**$413**
56504	108.7 to 109.7 feet	**Vertical Change**	.4	6 ft	6	LF	$75	**$413**
51294	128.7 to 129.7 feet	**Vertical Change**	-.3	6 ft	6	LF	$75	**$413**

TOTAL COST FOR: NE *side of* **9TH ST** *Starting at:* **SIDEWALK BEGINS** **$20,839.50**

Funding Source: TBD **Year to be Completed** TBD

Street Side	Run ID	Survey Street Name	Starting Street Name	End Street Name	Priority
NE	51909251348	9TH ST	SIDEWALK BEGINS	VENTURA AVE	72

ID	Dist. from Corner	Barrier Type	As-is Measurement/Notes	Sidewalk Width	Qty	Unit	Cost	Total
60094	15.4 to 37.9 feet	Driveway				REF		
35018	16.1 to 18.4 feet	**Cross Slope (Driveway)**	2.0-3.0%	10 ft	23	SF	$40	**$920**
35019	42.9 to 51.3 feet	Cross Slope (PAR)	2.0-3.0%	10 ft	84	SF	$120	**$10,080**
60095	43.8 to 64.7 feet	Driveway				REF		
35023	56.3 to 59.8 feet	**Cross Slope (Driveway)**	2.0-3.0%	10 ft	35	SF	$40	**$1,400**
35024	69.2 to 85.2 feet	Cross Slope (PAR)	2.0-3.0%	10 ft	160	SF	$120	**$19,200**
35026	99.8 to 103.8 feet	Cross Slope (PAR)	2.0-3.0%	10 ft	40	SF	$120	**$4,800**
35027	111.0 to 125.2 feet	Cross Slope (PAR)	2.0-3.0%	10 ft	142	SF	$120	**$17,040**

TOTAL COST FOR: NE *side of* **9TH ST** *Starting at:* **SIDEWALK BEGINS** **$53,440.00**

Funding Source: TBD **Year to be Completed** TBD

Street Side	Run ID	Survey Street Name	Starting Street Name	End Street Name	Priority
SW	1909261401	9TH ST	SIDEWALK BEGINS	HUMBOLDT AVE	129.25

ID	Dist. from Corner	Barrier Type	As-is Measurement/Notes	Sidewalk Width	Qty	Unit	Cost	Total
25635	0.0 to 3.8 feet	Cross Slope (PAR)	4.0-5.0%	5 ft	17	SF	$120	**$2,052**
59482	3.3 to 19.7 feet	Driveway				REF		
40748	4.0 to 6.6 feet	Running Slope	7.0-8.0%	5 ft	12	REF		
25636	7.9 to 16.9 feet	**Cross Slope (Driveway)**	13.014	5 ft	40	SF	$40	**$1,620**
40749	17.9 to 18.9 feet	Running Slope	6.0-7.0%	5 ft	5	REF		
25639	21.4 to 31.1 feet	Cross Slope (PAR)	3.0-4.0%	5 ft	44	SF	$120	**$5,238**
25641	31.3 to 35.0 feet	Cross Slope (PAR)	2.0-3.0%	5 ft	17	SF	$120	**$1,998**
59483	34.3 to 69.3 feet	Driveway				REF		
55166	35.1 to 36.1 feet	**Vertical Change**	.3	5 ft	5	REF		
40750	35.2 to 36.6 feet	Running Slope	6.0-7.0%	5 ft	6	REF		
40751	36.6 to 37.9 feet	Running Slope	5.0-6.0%	5 ft	6	REF		
57658	38.7 to 39.7 feet	**Vertical Change**	3.5	5 ft	5	REF		
25643	40.8 to 50.5 feet	**Cross Slope (Driveway)**	>15%	5 ft	44	SF	$40	**$1,746**
25646	50.5 to 64.1 feet	**Cross Slope (Driveway)**	13.014	5 ft	61	SF	$40	**$2,448**
57194	66.7 to 67.7 feet	**Vertical Change**	.7	5 ft	5	REF		
25650	70.3 to 93.1 feet	Cross Slope (PAR)	3.0-4.0%	5 ft	103	SF	$120	**$12,312**
55167	79.8 to 80.8 feet	**Vertical Change**	.3	5 ft	5	REF		
25651	93.7 to 112.4 feet	Cross Slope (PAR)	2.0-3.0%	5 ft	84	SF	$120	**$10,098**
55168	105.5 to 106.5 feet	**Vertical Change**	.3	5 ft	5	REF		
25654	115.6 to 121.3 feet	Cross Slope (PAR)	2.0-3.0%	5 ft	26	SF	$120	**$3,078**
25656	121.5 to 131.3 feet	Cross Slope (PAR)	4.0-5.0%	5 ft	44	SF	$120	**$5,292**

TOTAL COST FOR: SW *side of* **9TH ST** *Starting at:* **SIDEWALK BEGINS** **$45,882.00**

Funding Source: TBD **Year to be Completed** TBD

Street Side	Run ID	Survey Street Name	Starting Street Name	End Street Name	Priority
SW	51909251351	9TH ST	SIDEWALK BEGINS	SONOMA AVE	85.25

ID	Dist. from Corner	Barrier Type	As-is Measurement/Notes	Sidewalk Width	Qty	Unit	Cost	Total
41064	0.0 to 1.5 feet	Running Slope	5.0-6.0%	6 ft	8	SF	$120	**$990**
57615	15.8 to 16.8 feet	**Vertical Change**	3	6 ft	6	SF	$75	**$413**
60098	18.7 to 38.9 feet	Driveway				REF		
35051	26.8 to 36.5 feet	**Cross Slope (Driveway)**	2.0-3.0%	6 ft	53	SF	$40	**$2,134**
47798	71.2 to 72.2 feet	**Vertical Change**	-.4	6 ft	6	LF	$75	**$413**
57091	78.4 to 79.4 feet	**Vertical Change**	.6	6 ft	6	SF	$75	**$413**
35054	83.8 to 102.4 feet	Cross Slope (PAR)	2.0-3.0%	6 ft	102	SF	$120	**$12,276**
56506	103.7 to 104.7 feet	**Vertical Change**	.4	6 ft	6	LF	$75	**$413**
35061	130.6 to 134.0 feet	Cross Slope (PAR)	3.0-4.0%	6 ft	19	SF	$120	**$2,244**

TOTAL COST FOR: SW *side of* **9TH ST** *Starting at:* **SIDEWALK BEGINS** **$19,294.00**

Funding Source: TBD **Year to be Completed** TBD

Street Side	Run ID	Survey Street Name	Starting Street Name	End Street Name	Priority
SW	51909251356	9TH ST	SIDEWALK BEGINS	LAKE AVE	103

ID	Dist. from Corner	Barrier Type	As-is Measurement/Notes	Sidewalk Width	Qty	Unit	Cost	Total
35070	0.0 to 3.3 feet	Cross Slope (PAR)	3.0-4.0%	6 ft	18	SF	$120	**$2,178**
55662	0.2 to 1.2 feet	**Vertical Change**	.3	6 ft	6	REF		
60101	1.5 to 16.4 feet	Driveway				REF		
35071	5.0 to 7.1 feet	**Cross Slope (Driveway)**	2.0-3.0%	6 ft	12	SF	$40	**$462**
35072	15.3 to 17.8 feet	**Cross Slope (Driveway)**	2.0-3.0%	6 ft	14	SF	$40	**$550**
55663	18.2 to 19.2 feet	**Vertical Change**	.3	6 ft	6	LF	$75	**$413**
35074	24.6 to 29.9 feet	Cross Slope (PAR)	2.0-3.0%	6 ft	29	SF	$120	**$3,498**
35076	32.8 to 37.8 feet	Cross Slope (PAR)	3.0-4.0%	6 ft	28	SF	$120	**$3,300**
35077	40.3 to 43.8 feet	Cross Slope (PAR)	2.0-3.0%	6 ft	19	SF	$120	**$2,310**
35078	45.1 to 57.4 feet	Cross Slope (PAR)	4.0-5.0%	6 ft	68	SF	$120	**$8,118**

TOTAL COST FOR: SW *side of* **9TH ST** *Starting at:* **SIDEWALK BEGINS** **$20,828.50**

Funding Source: TBD **Year to be Completed** TBD

Street Side	Run ID	Survey Street Name	Starting Street Name	End Street Name	Priority
NE	51909251347	9TH ST	SONOMA AVE	SIDEWALK ENDS	80.5

ID	Dist. from Corner	Barrier Type	As-is Measurement/Notes	Sidewalk Width	Qty	Unit	Cost	Total
35012	0.0 to 4.8 feet	Cross Slope (PAR)	2.0-3.0%	6 ft	26	SF	$120	**$3,168**
41062	0.0 to 2.1 feet	Running Slope	9.0-10.0%	6 ft	12	REF		
56860	4.6 to 5.6 feet	**Vertical Change**	.5	6 ft	6	REF		
57213	22.2 to 23.2 feet	**Vertical Change**	.7	6 ft	6	SF	$75	**$413**
35013	55.5 to 63.1 feet	Cross Slope (PAR)	2.0-3.0%	6 ft	42	SF	$120	**$5,016**
55658	64.8 to 65.8 feet	**Vertical Change**	.3	6 ft	6	LF	$75	**$413**
35015	121.1 to 134.3 feet	Cross Slope (PAR)	3.0-4.0%	6 ft	73	SF	$120	**$8,712**

TOTAL COST FOR: NE *side of* **9TH ST** *Starting at:* **SONOMA AVE** **$17,721.00**

Funding Source: TBD **Year to be Completed** TBD

Street Side	Run ID	Survey Street Name	Starting Street Name	End Street Name	Priority
NE	1909261414	9TH ST	TRINITY AVE	ROBERTSON BLVD	128.25

ID	Dist. from Corner	Barrier Type	As-is Measurement/Notes	Sidewalk Width	Qty	Unit	Cost	Total
25472	2.5 to 10.9 feet	Cross Slope (PAR)	2.0-3.0%	5 ft	38	SF	$120	**$4,536**
55153	7.5 to 8.5 feet	**Vertical Change**	.3	5 ft	5	REF		
25476	10.9 to 72.8 feet	Cross Slope (PAR)	4.0-5.0%	5 ft	279	SF	$120	**$33,426**
25486	74.9 to 77.7 feet	Cross Slope (PAR)	3.0-4.0%	5 ft	13	SF	$120	**$1,512**
25487	77.7 to 81.2 feet	Cross Slope (PAR)	2.0-3.0%	5 ft	16	SF	$120	**$1,890**
25488	87.6 to 91.2 feet	Cross Slope (PAR)	3.0-4.0%	5 ft	16	SF	$120	**$1,944**
25489	94.3 to 125.1 feet	Cross Slope (PAR)	2.0-3.0%	5 ft	139	SF	$120	**$16,632**
59474	123.9 to 142.9 feet	Driveway				REF		
25498	132.0 to 139.1 feet	**Cross Slope (Driveway)**	13.014	5 ft	32	SF	$40	**$1,278**
40743	142.0 to 143.0 feet	Running Slope	5.0-6.0%	5 ft	5	REF		
55154	142.7 to 143.7 feet	**Vertical Change**	.3	5 ft	5	REF		
25501	146.1 to 149.6 feet	Cross Slope (PAR)	3.0-4.0%	5 ft	16	SF	$120	**$1,890**
59475	150.3 to 173.5 feet	Driveway				REF		
25502	155.8 to 166.6 feet	**Cross Slope (Driveway)**	13.014	5 ft	49	SF	$40	**$1,944**
55155	164.9 to 165.9 feet	**Vertical Change**	.3	5 ft	5	REF		
25505	167.3 to 170.1 feet	**Cross Slope (Driveway)**	>15%	5 ft	13	SF	$40	**$504**
40744	169.8 to 170.8 feet	Running Slope	6.0-7.0%	5 ft	5	REF		
55156	171.5 to 172.5 feet	**Vertical Change**	.3	5 ft	5	REF		
88	174.3 to 175.3 feet	**Continuous Width**		5 ft	5	SF	$120	**$540**
25506	175.3 to 184.6 feet	Cross Slope (PAR)	3.0-4.0%	5 ft	42	SF	$120	**$5,022**
59476	184.3 to 206.9 feet	Driveway				REF		
57193	185.9 to 186.9 feet	**Vertical Change**	.7	5 ft	5	REF		
25507	189.8 to 193.9 feet	**Cross Slope (Driveway)**	8.0-9.0%	5 ft	18	SF	$40	**$738**
25508	199.1 to 200.1 feet	**Cross Slope (Driveway)**	12.0-13.0%	5 ft	5	SF	$40	**$180**
25509	207.1 to 208.5 feet	**Cross Slope (Driveway)**	3.0-4.0%	5 ft	6	SF	$40	**$252**
25510	208.5 to 274.0 feet	Cross Slope (PAR)	2.0-3.0%	5 ft	295	SF	$120	**$35,370**
59477	273.3 to 288.3 feet	Driveway				REF		
25526	278.4 to 285.2 feet	**Cross Slope (Driveway)**	>15%	5 ft	31	SF	$40	**$1,224**
40745	285.4 to 287.7 feet	Running Slope	5.0-6.0%	5 ft	10	REF		

Funding Source: TBD **Year to be Completed** TBD

Street Side	Run ID	Survey Street Name	Starting Street Name	End Street Name	Priority
NE	1909261414	9TH ST	TRINITY AVE	ROBERTSON BLVD	128.25

ID	Dist. from Corner	Barrier Type	As-is Measurement/Notes	Sidewalk Width	Qty	Unit	Cost	Total
25527	289.5 to 315.4 feet	Cross Slope (PAR)	2.0-3.0%	5 ft	117	SF	$120	**$13,986**
57316	292.1 to 293.1 feet	**Vertical Change**	.9	5 ft	5	REF		
89	315.0 to 316.0 feet	**Continuous Width**		5 ft	5	SF	$120	**$540**

TOTAL COST FOR: NE *side of* **9TH ST** *Starting at:* **TRINITY AVE** **$123,408.00**

Funding Source: TBD **Year to be Completed** TBD

Street Side	Run ID	Survey Street Name	Starting Street Name	End Street Name	Priority
SW	1909261357	9TH ST	TRINITY AVE	SIDEWALK ENDS	106

ID	Dist. from Corner	Barrier Type	As-is Measurement/Notes	Sidewalk Width	Qty	Unit	Cost	Total
57054	2.5 to 3.5 feet	Vertical Change	.6	5 ft	5	SF	$75	$338
25661	22.1 to 30.1 feet	Cross Slope (PAR)	2.0-3.0%	5 ft	36	SF	$120	$4,320
25663	32.8 to 44.4 feet	Cross Slope (PAR)	2.0-3.0%	5 ft	52	SF	$120	$6,264
25666	47.8 to 60.2 feet	Cross Slope (PAR)	2.0-3.0%	5 ft	56	SF	$120	$6,696
55169	53.8 to 54.8 feet	Vertical Change	.3	5 ft	5	REF		
25670	67.3 to 82.8 feet	Cross Slope (PAR)	2.0-3.0%	5 ft	70	SF	$120	$8,370
55170	74.3 to 75.3 feet	Vertical Change	.3	5 ft	5	REF		
56775	84.3 to 85.3 feet	Vertical Change	.5	5 ft	5	SF	$75	$338
25674	85.4 to 86.4 feet	Cross Slope (PAR)	2.0-3.0%	5 ft	5	SF	$120	$540
25675	90.6 to 117.2 feet	Cross Slope (PAR)	2.0-3.0%	5 ft	120	SF	$120	$14,364
56776	110.1 to 111.1 feet	Vertical Change	.5	5 ft	5	REF		
25679	117.4 to 126.1 feet	Cross Slope (PAR)	4.0-5.0%	5 ft	39	SF	$120	$4,698
25684	126.1 to 132.4 feet	Cross Slope (PAR)	2.0-3.0%	5 ft	28	SF	$120	$3,402
25686	135.9 to 141.6 feet	Cross Slope (PAR)	2.0-3.0%	5 ft	26	SF	$120	$3,078

TOTAL COST FOR: SW *side of* **9TH ST** *Starting at:* **TRINITY AVE** **$52,407.00**

Funding Source: TBD **Year to be Completed** TBD

Street Side	Run ID	Survey Street Name	Starting Street Name	End Street Name	Priority
SW	51909251350	9TH ST	VENTURA AVE	SIDEWALK ENDS	76.25

ID	Dist. from Corner	Barrier Type	As-is Measurement/Notes	Sidewalk Width	Qty	Unit	Cost	Total
41063	0.0 to 2.1 feet	Running Slope	5.0-6.0%	6 ft	12	SF	$120	**$1,386**
56861	2.7 to 3.7 feet	**Vertical Change**	.5	6 ft	6	SF	$75	**$413**
35030	10.0 to 29.5 feet	Cross Slope (PAR)	2.0-3.0%	6 ft	107	SF	$120	**$12,870**
56505	11.8 to 12.8 feet	**Vertical Change**	.4	6 ft	6	REF		
60096	11.8 to 25.2 feet	Driveway				REF		
35036	33.8 to 66.5 feet	Cross Slope (PAR)	2.0-3.0%	6 ft	180	SF	$120	**$21,582**
60097	63.7 to 95.4 feet	Driveway				REF		
35047	113.3 to 129.3 feet	Cross Slope (PAR)	2.0-3.0%	6 ft	88	SF	$120	**$10,560**

TOTAL COST FOR: SW *side of* **9TH ST** *Starting at:* **VENTURA AVE** **$46,810.50**

Funding Source: TBD **Year to be Completed** TBD

Street Side	Run ID	Survey Street Name	Starting Street Name	End Street Name	Priority
E	1908221411	ACACIA CT	KITES WAY	AUTUMN WAY	95.25

ID	Dist. from Corner	Barrier Type	As-is Measurement/Notes	Sidewalk Width	Qty	Unit	Cost	Total
8666	0.0 to 80.7 feet	Cross Slope (PAR)	2.0-3.0%	5 ft	404	SF	$120	**$48,420**
46640	6.6 to 7.6 feet	**Vertical Change**	-.45	5 ft	5	REF		
44252	16.0 to 17.0 feet	**Vertical Change**	-.56	5 ft	5	REF		
56623	75.1 to 76.1 feet	**Vertical Change**	.43	5 ft	5	REF		
44461	90.1 to 91.1 feet	**Vertical Change**	-.55	5 ft	5	REF		
8672	90.3 to 155.6 feet	Cross Slope (PAR)	2.0-3.0%	5 ft	327	SF	$120	**$39,180**
43416	119.8 to 120.8 feet	**Vertical Change**	-.61	5 ft	5	REF		
49414	149.6 to 150.6 feet	**Vertical Change**	-.35	5 ft	5	REF		
8676	155.6 to 208.0 feet	Cross Slope (PAR)	4.0-5.0%	5 ft	262	SF	$120	**$31,440**
46874	204.4 to 205.4 feet	**Vertical Change**	-.44	5 ft	5	REF		
8685	208.0 to 254.9 feet	Cross Slope (PAR)	2.0-3.0%	5 ft	235	SF	$120	**$28,140**
47104	221.4 to 222.4 feet	**Vertical Change**	-.43	5 ft	5	REF		
42488	238.4 to 239.4 feet	**Vertical Change**	-.69	5 ft	5	REF		
51741	254.5 to 255.5 feet	**Vertical Change**	-.3	5 ft	5	REF		
8692	263.1 to 266.1 feet	Cross Slope (PAR)	2.0-3.0%	5 ft	15	SF	$120	**$1,800**
41487	272.3 to 273.3 feet	**Vertical Change**	-1.11	5 ft	5	SF	$75	**$375**
8693	273.4 to 305.2 feet	Cross Slope (PAR)	2.0-3.0%	5 ft	159	SF	$120	**$19,080**
55982	283.4 to 284.4 feet	**Vertical Change**	.38	5 ft	5	REF		
41650	290.1 to 291.1 feet	**Vertical Change**	-.93	5 ft	5	REF		
58314	298.3 to 326.7 feet	Driveway				REF		
8695	305.2 to 306.7 feet	**Cross Slope (Driveway)**	4.0-5.0%	5 ft	8	SF	$40	**$300**
41706	306.4 to 307.4 feet	**Vertical Change**	-.89	5 ft	5	REF		
8696	310.6 to 325.1 feet	**Cross Slope (Driveway)**	13.014	5 ft	73	SF	$40	**$2,900**
41603	317.3 to 318.3 feet	**Vertical Change**	-.98	5 ft	5	REF		
58315	327.9 to 350.3 feet	Driveway				REF		
46641	328.4 to 329.4 feet	**Vertical Change**	-.45	5 ft	5	REF		
41619	331.0 to 332.0 feet	**Vertical Change**	-.96	5 ft	5	REF		
8700	334.7 to 350.2 feet	**Cross Slope (Driveway)**	9.0-10.0%	5 ft	78	SF	$40	**$3,100**

Funding Source: TBD **Year to be Completed** TBD

Street Side	Run ID	Survey Street Name	Starting Street Name	End Street Name	Priority
E	1908221411	ACACIA CT	KITES WAY	AUTUMN WAY	95.25

ID	Dist. from Corner	Barrier Type	As-is Measurement/Notes	Sidewalk Width	Qty	Unit	Cost	Total
41651	341.5 to 342.5 feet	Vertical Change	-.93	5 ft	5	REF		
40299	348.6 to 350.7 feet	Running Slope	5.0-6.0%	5 ft	11	REF		
43128	352.1 to 353.1 feet	Vertical Change	-.63	5 ft	5	REF		
8704	352.9 to 354.1 feet	Cross Slope (PAR)	3.0-4.0%	5 ft	6	SF	$120	**$720**
8705	354.1 to 371.6 feet	Cross Slope (PAR)	2.0-3.0%	5 ft	88	SF	$120	**$10,500**
58316	364.4 to 391.3 feet	Driveway				REF		
40300	370.2 to 371.6 feet	Running Slope	5.0-6.0%	5 ft	7	REF		
46180	371.0 to 372.0 feet	Vertical Change	-.47	5 ft	5	REF		
8707	375.7 to 383.8 feet	Cross Slope (Driveway)	8.0-9.0%	5 ft	41	SF	$40	**$1,620**
42784	380.9 to 381.9 feet	Vertical Change	-.66	5 ft	5	REF		
8709	383.8 to 389.0 feet	Cross Slope (Driveway)	10.0-11.0%	5 ft	26	SF	$40	**$1,040**
40301	388.1 to 389.7 feet	Running Slope	6.0-7.0%	5 ft	8	REF		
53135	391.4 to 392.4 feet	Vertical Change	-.27	5 ft	5	REF		
8711	392.6 to 404.7 feet	Cross Slope (PAR)	2.0-3.0%	5 ft	61	SF	$120	**$7,260**
8713	404.7 to 441.7 feet	Cross Slope (PAR)	4.0-5.0%	5 ft	185	SF	$120	**$22,200**
42296	405.8 to 406.8 feet	Vertical Change	-.71	5 ft	5	REF		
44253	418.8 to 419.8 feet	Vertical Change	-.56	5 ft	5	REF		
48831	428.1 to 429.1 feet	Vertical Change	-.37	5 ft	5	REF		
53661	438.9 to 439.9 feet	Vertical Change	-.26	5 ft	5	REF		
8719	441.7 to 445.4 feet	Cross Slope (PAR)	2.0-3.0%	5 ft	19	SF	$120	**$2,220**
8720	452.1 to 459.7 feet	Cross Slope (PAR)	2.0-3.0%	5 ft	38	SF	$120	**$4,560**
45764	453.1 to 454.1 feet	Vertical Change	-.49	5 ft	5	REF		
48246	467.8 to 468.8 feet	Vertical Change	-.39	5 ft	5	LF	$75	**$375**
47105	482.7 to 483.7 feet	Vertical Change	-.43	5 ft	5	LF	$75	**$375**
58317	492.2 to 516.6 feet	Driveway				REF		
48247	497.3 to 498.3 feet	Vertical Change	-.39	5 ft	5	REF		
8721	500.4 to 514.8 feet	Cross Slope (Driveway)	9.0-10.0%	5 ft	72	SF	$40	**$2,880**
50821	507.1 to 508.1 feet	Vertical Change	-.31	5 ft	5	REF		

Funding Source: TBD **Year to be Completed** TBD

Street Side	Run ID	Survey Street Name	Starting Street Name	End Street Name	Priority
E	1908221411	ACACIA CT	KITES WAY	AUTUMN WAY	95.25

ID	Dist. from Corner	Barrier Type	As-is Measurement/Notes	Sidewalk Width	Qty	Unit	Cost	Total
43129	516.9 to 517.9 feet	Vertical Change	-.63	5 ft	5	REF		
56642	517.0 to 518.0 feet	Vertical Change	.48	5 ft	5	REF		
8723	518.0 to 519.3 feet	Cross Slope (PAR)	2.0-3.0%	5 ft	6	SF	$120	**$780**
42578	531.4 to 532.4 feet	Vertical Change	-.68	5 ft	5	REF		
8724	532.3 to 548.6 feet	Cross Slope (PAR)	2.0-3.0%	5 ft	82	SF	$120	**$9,780**
41821	546.2 to 547.2 feet	Vertical Change	-.83	5 ft	5	REF		
58318	555.1 to 579.8 feet	Driveway				REF		
8726	557.8 to 560.5 feet	Cross Slope (Driveway)	2.0-3.0%	5 ft	14	SF	$40	**$540**
41559	560.9 to 561.9 feet	Vertical Change	-1.01	5 ft	5	REF		
8727	564.7 to 578.1 feet	Cross Slope (Driveway)	10.0-11.0%	5 ft	67	SF	$40	**$2,680**
41560	570.8 to 571.8 feet	Vertical Change	-1.01	5 ft	5	REF		
40302	576.9 to 579.3 feet	Running Slope	5.0-6.0%	5 ft	12	REF		
42785	580.2 to 581.2 feet	Vertical Change	-.66	5 ft	5	REF		
8729	581.5 to 589.3 feet	Cross Slope (PAR)	4.0-5.0%	5 ft	39	SF	$120	**$4,680**
45969	588.6 to 589.6 feet	Vertical Change	-.48	5 ft	5	REF		
8731	589.3 to 593.6 feet	Cross Slope (PAR)	2.0-3.0%	5 ft	22	SF	$120	**$2,580**

TOTAL COST FOR: E *side of* **ACACIA CT** *Starting at:* **KITES WAY** **$249,525.00**

Funding Source: TBD **Year to be Completed** TBD

Street Side	Run ID	Survey Street Name	Starting Street Name	End Street Name	Priority
SW	1908201414	ADAMS DR	COUNTRY WOOD	ROBERTSON BLVD	63.25

ID	Dist. from Corner	Barrier Type	As-is Measurement/Notes	Sidewalk Width	Qty	Unit	Cost	Total
39986	0.0 to 4.2 feet	Running Slope	6.0-7.0%	5 ft	21	SF	$120	**$2,520**
39987	4.2 to 7.2 feet	Running Slope	5.0-6.0%	5 ft	15	SF	$120	**$1,800**
50614	10.2 to 11.2 feet	**Vertical Change**	-.31	5 ft	5	LF	$75	**$375**
1231	24.8 to 41.8 feet	Cross Slope (PAR)	2.0-3.0%	5 ft	85	SF	$120	**$10,200**
1232	46.1 to 64.9 feet	Cross Slope (PAR)	2.0-3.0%	5 ft	94	SF	$120	**$11,280**
45885	52.2 to 53.2 feet	**Vertical Change**	-.48	5 ft	5	REF		
52825	56.0 to 57.0 feet	**Vertical Change**	-.27	5 ft	5	REF		
50237	71.6 to 72.6 feet	**Vertical Change**	-.32	5 ft	5	LF	$75	**$375**
49587	84.1 to 85.1 feet	**Vertical Change**	-.34	5 ft	5	LF	$75	**$375**

TOTAL COST FOR: SW *side of* **ADAMS DR** *Starting at:* **COUNTRY WOOD SHOPPING** **$26,925.00**

Funding Source: TBD **Year to be Completed** TBD

Street Side	Run ID	Survey Street Name	Starting Street Name	End Street Name	Priority
S	1909241141	ADAMS DR	SIDEWALK BEGINS	VERNAL DR	59

ID	Dist. from Corner	Barrier Type	As-is Measurement/Notes	Sidewalk Width	Qty	Unit	Cost	Total
54506	8.9 to 9.9 feet	**Vertical Change**	.3	5 ft	5	REF		
18060	9.6 to 25.0 feet	Cross Slope (PAR)	2.0-3.0%	5 ft	77	SF	$120	**$9,240**
57432	22.3 to 23.3 feet	**Vertical Change**	1.3	5 ft	5	REF		
18064	28.8 to 34.7 feet	Cross Slope (PAR)	3.0-4.0%	5 ft	30	SF	$120	**$3,540**
56097	33.7 to 34.7 feet	**Vertical Change**	.4	5 ft	5	REF		
18066	35.1 to 37.0 feet	Cross Slope (PAR)	2.0-3.0%	5 ft	10	SF	$120	**$1,140**
18067	46.4 to 53.2 feet	Cross Slope (PAR)	2.0-3.0%	5 ft	34	SF	$120	**$4,080**
18070	70.0 to 76.8 feet	Cross Slope (PAR)	2.0-3.0%	5 ft	34	SF	$120	**$4,080**

TOTAL COST FOR: S *side of* **ADAMS DR** *Starting at:* **SIDEWALK BEGINS** **$22,080.00**

Funding Source: TBD **Year to be Completed** TBD

Street Side	Run ID	Survey Street Name	Starting Street Name	End Street Name	Priority
N	1909241139	ADAMS DR	VERNAL DR	1 ADAMS DR	84.75

ID	Dist. from Corner	Barrier Type	As-is Measurement/Notes	Sidewalk Width	Qty	Unit	Cost	Total
18071	1.1 to 69.8 feet	Cross Slope (PAR)	4.0-5.0%	5 ft	343	SF	$120	**$41,220**
18082	70.6 to 73.0 feet	Cross Slope (PAR)	2.0-3.0%	5 ft	12	SF	$120	**$1,440**
59020	78.2 to 95.0 feet	Driveway				REF		
54507	78.6 to 79.6 feet	**Vertical Change**	.3	5 ft	5	REF		
18083	82.1 to 92.3 feet	**Cross Slope (Driveway)**	8.0-9.0%	5 ft	51	SF	$40	**$2,040**
18086	94.3 to 110.5 feet	**Cross Slope (Driveway)**	4.0-5.0%	5 ft	81	SF	$40	**$3,240**
59021	107.9 to 134.4 feet	Driveway				REF		
56098	108.7 to 109.7 feet	**Vertical Change**	.4	5 ft	5	REF		
40487	110.0 to 111.9 feet	Running Slope	5.0-6.0%	5 ft	10	REF		
18090	110.5 to 114.2 feet	**Cross Slope (Driveway)**	6.0-7.0%	5 ft	19	SF	$40	**$740**
18092	114.7 to 132.7 feet	**Cross Slope (Driveway)**	8.0-9.0%	5 ft	90	SF	$40	**$3,600**
18097	133.5 to 134.5 feet	**Cross Slope (Driveway)**	6.0-7.0%	5 ft	5	SF	$40	**$200**
18098	135.8 to 154.4 feet	Cross Slope (PAR)	3.0-4.0%	5 ft	93	SF	$120	**$11,160**
18101	154.4 to 172.8 feet	Cross Slope (PAR)	2.0-3.0%	5 ft	92	SF	$120	**$11,040**
56099	161.5 to 162.5 feet	**Vertical Change**	.4	5 ft	5	REF		
18105	172.8 to 176.3 feet	Cross Slope (PAR)	4.0-5.0%	5 ft	18	SF	$120	**$2,100**

TOTAL COST FOR: N *side of* **ADAMS DR** *Starting at:* **VERNAL DR** **$76,780.00**

Funding Source: TBD **Year to be Completed** TBD

Street Side	Run ID	Survey Street Name	Starting Street Name	End Street Name	Priority
SE	1909251424	ALAMEDA AVE	109 ALAMEDA AVE	1ST ST	89.25

ID	Dist. from Corner	Barrier Type	As-is Measurement/Notes	Sidewalk Width	Qty	Unit	Cost	Total
21644	0.7 to 14.7 feet	Cross Slope (PAR)	2.0-3.0%	5 ft	63	SF	$120	**$7,560**
21648	18.5 to 20.3 feet	Cross Slope (PAR)	2.0-3.0%	5 ft	8	SF	$120	**$972**
21649	24.4 to 25.7 feet	Cross Slope (PAR)	2.0-3.0%	5 ft	6	SF	$120	**$702**
57181	27.2 to 28.2 feet	**Vertical Change**	.7	5 ft	5	SF	$75	**$338**
21650	45.8 to 68.9 feet	Cross Slope (PAR)	2.0-3.0%	5 ft	104	SF	$120	**$12,474**
21654	75.8 to 85.6 feet	Cross Slope (PAR)	2.0-3.0%	5 ft	44	SF	$120	**$5,292**
54723	85.2 to 86.2 feet	**Vertical Change**	.3	5 ft	5	REF		
21658	87.8 to 93.6 feet	Cross Slope (PAR)	2.0-3.0%	5 ft	26	SF	$120	**$3,132**
59225	92.8 to 109.8 feet	Driveway				REF		
40609	96.3 to 97.3 feet	Running Slope	5.0-6.0%	5 ft	5	REF		
21660	97.8 to 106.8 feet	**Cross Slope (Driveway)**	13.014	5 ft	41	SF	$40	**$1,620**
40610	107.4 to 108.8 feet	Running Slope	5.0-6.0%	5 ft	6	REF		
21662	110.3 to 112.1 feet	**Cross Slope (Driveway)**	2.0-3.0%	5 ft	8	SF	$40	**$324**
54724	124.5 to 125.5 feet	**Vertical Change**	.3	5 ft	5	LF	$75	**$338**
21663	126.1 to 127.9 feet	Cross Slope (PAR)	2.0-3.0%	5 ft	8	SF	$120	**$972**
21664	131.3 to 139.7 feet	Cross Slope (PAR)	2.0-3.0%	5 ft	38	SF	$120	**$4,536**

TOTAL COST FOR: SE *side of* **ALAMEDA AVE** *Starting at:* **109 ALAMEDA AVE** **$38,259.00**

Funding Source: TBD **Year to be Completed** TBD

Street Side	Run ID	Survey Street Name	Starting Street Name	End Street Name	Priority
SE	1909251422	ALAMEDA AVE	121 ALAMEDA AVE	115 ALAMEDA AVE	72

ID	Dist. from Corner	Barrier Type	As-is Measurement/Notes	Sidewalk Width	Qty	Unit	Cost	Total
21666	0.0 to 24.4 feet	Cross Slope (PAR)	2.0-3.0%	5 ft	110	SF	$120	**$13,176**
21671	24.4 to 55.3 feet	Cross Slope (PAR)	4.0-5.0%	5 ft	139	SF	$120	**$16,686**
21680	55.6 to 57.1 feet	Cross Slope (PAR)	2.0-3.0%	5 ft	7	SF	$120	**$810**
21681	60.8 to 62.4 feet	Cross Slope (PAR)	2.0-3.0%	5 ft	7	SF	$120	**$864**

TOTAL COST FOR: SE *side of* **ALAMEDA AVE** *Starting at:* **121 ALAMEDA AVE** **$31,536.00**

Funding Source: TBD **Year to be Completed** TBD

Street Side	Run ID	Survey Street Name	Starting Street Name	End Street Name	Priority
NW	51909261325	ALAMEDA AVE	12TH ST	SIDEWALK ENDS	79

ID	Dist. from Corner	Barrier Type	As-is Measurement/Notes	Sidewalk Width	Qty	Unit	Cost	Total
38075	6.2 to 10.4 feet	Cross Slope (PAR)	2.0-3.0%	6 ft	23	SF	$120	**$2,772**
60265	8.4 to 33.8 feet	Driveway				REF		
38077	14.4 to 18.1 feet	**Cross Slope (Driveway)**	11.0-12.0%	6 ft	20	SF	$40	**$814**
38079	20.8 to 25.6 feet	**Cross Slope (Driveway)**	10.0-11.0%	6 ft	26	SF	$40	**$1,056**
38081	25.6 to 27.8 feet	**Cross Slope (Driveway)**	12.0-13.0%	6 ft	12	SF	$40	**$484**
38082	28.8 to 32.3 feet	**Cross Slope (Driveway)**	10.0-11.0%	6 ft	19	SF	$40	**$770**

TOTAL COST FOR: NW *side of* **ALAMEDA AVE** *Starting at:* **12TH ST** **$5,896.00**

Funding Source: TBD **Year to be Completed** TBD

Street Side	Run ID	Survey Street Name	Starting Street Name	End Street Name	Priority
SE	51909261340	ALAMEDA AVE	13TH ST	12TH ST	98.25

ID	Dist. from Corner	Barrier Type	As-is Measurement/Notes	Sidewalk Width	Qty	Unit	Cost	Total
56579	36.0 to 37.0 feet	Vertical Change	.4	6 ft	6	LF	$75	$413
56580	40.6 to 41.6 feet	Vertical Change	.4	6 ft	6	LF	$75	$413
38198	44.3 to 45.3 feet	Cross Slope (PAR)	2.0-3.0%	6 ft	6	SF	$120	$660
41111	48.3 to 49.8 feet	Running Slope	6.0-7.0%	6 ft	8	REF		
38199	49.8 to 52.1 feet	Cross Slope (PAR)	2.0-3.0%	6 ft	13	SF	$120	$1,518
57556	53.3 to 54.3 feet	Vertical Change	2.3	6 ft	6	SF	$75	$413
51443	55.2 to 56.2 feet	Vertical Change	-.3	6 ft	6	LF	$75	$413
57530	60.0 to 61.0 feet	Vertical Change	2	6 ft	6	SF	$75	$413
38201	62.3 to 71.0 feet	Cross Slope (PAR)	3.0-4.0%	6 ft	48	SF	$120	$5,742
38206	73.3 to 76.8 feet	Cross Slope (PAR)	4.0-5.0%	6 ft	19	SF	$120	$2,310
60281	77.8 to 94.3 feet	Driveway				REF		
57328	80.6 to 81.6 feet	Vertical Change	.9	6 ft	6	REF		
38208	83.9 to 90.0 feet	Cross Slope (Driveway)	13.014	6 ft	34	SF	$40	$1,342
47841	92.7 to 93.7 feet	Vertical Change	-.4	6 ft	6	REF		
60282	97.9 to 124.3 feet	Driveway				REF		
38211	103.3 to 121.8 feet	Cross Slope (Driveway)	12.0-13.0%	6 ft	102	SF	$40	$4,070
41112	122.3 to 124.0 feet	Running Slope	5.0-6.0%	6 ft	9	REF		
38217	125.9 to 132.2 feet	Cross Slope (PAR)	3.0-4.0%	6 ft	35	SF	$120	$4,158
38218	135.3 to 149.4 feet	Cross Slope (PAR)	2.0-3.0%	6 ft	78	SF	$120	$9,306
38221	152.4 to 154.9 feet	Cross Slope (PAR)	2.0-3.0%	6 ft	14	SF	$120	$1,650
38222	160.8 to 163.4 feet	Cross Slope (PAR)	2.0-3.0%	6 ft	14	SF	$120	$1,716
38223	166.7 to 174.7 feet	Cross Slope (PAR)	2.0-3.0%	6 ft	44	SF	$120	$5,280
203	198.6 to 199.6 feet	Continuous Width		6 ft	6	SF	$120	$660
38224	201.0 to 202.1 feet	Cross Slope (PAR)	2.0-3.0%	6 ft	6	SF	$120	$726
41113	201.7 to 202.9 feet	Running Slope	5.0-6.0%	6 ft	7	REF		
57602	205.0 to 206.0 feet	Vertical Change	2.9	6 ft	6	SF	$75	$413
38225	207.8 to 211.3 feet	Cross Slope (PAR)	14.0-15.0%	6 ft	19	SF	$120	$2,310
38227	212.3 to 215.6 feet	Cross Slope (PAR)	11.0-12.0%	6 ft	18	SF	$120	$2,178

Funding Source: TBD **Year to be Completed** TBD

Street Side	Run ID	Survey Street Name	Starting Street Name	End Street Name	Priority
SE	51909261340	ALAMEDA AVE	13TH ST	12TH ST	98.25

ID	Dist. from Corner	Barrier Type	As-is Measurement/Notes	Sidewalk Width	Qty	Unit	Cost	Total
41114	217.0 to 218.0 feet	Running Slope	6.0-7.0%	6 ft	6	SF	$120	**$660**
38228	224.8 to 228.5 feet	Cross Slope (PAR)	12.0-13.0%	6 ft	20	SF	$120	**$2,442**
56890	226.5 to 227.5 feet	**Vertical Change**	.5	6 ft	6	REF		
38230	230.9 to 236.3 feet	Cross Slope (PAR)	13.014	6 ft	30	SF	$120	**$3,564**
38232	236.3 to 238.6 feet	Cross Slope (PAR)	>15%	6 ft	13	SF	$120	**$1,518**

TOTAL COST FOR: SE *side of* **ALAMEDA AVE** *Starting at:* **13TH ST** **$54,285.00**

Funding Source: TBD **Year to be Completed** TBD

Street Side	Run ID	Survey Street Name	Starting Street Name	End Street Name	Priority
NW	51909261330	ALAMEDA AVE	14TH ST	SIDEWALK ENDS	95.75

ID	Dist. from Corner	Barrier Type	As-is Measurement/Notes	Sidewalk Width	Qty	Unit	Cost	Total
38111	0.8 to 8.2 feet	Cross Slope (PAR)	3.0-4.0%	6 ft	41	SF	$120	**$4,884**
38114	9.3 to 29.8 feet	Cross Slope (PAR)	2.0-3.0%	6 ft	113	SF	$120	**$13,530**
60269	25.8 to 41.8 feet	Driveway				REF		
55853	28.3 to 29.3 feet	**Vertical Change**	.3	6 ft	6	REF		
38122	33.5 to 40.3 feet	**Cross Slope (Driveway)**	14.0-15.0%	6 ft	37	SF	$40	**$1,496**
41103	40.9 to 42.3 feet	Running Slope	5.0-6.0%	6 ft	8	REF		
38123	43.7 to 46.6 feet	Cross Slope (PAR)	6.0-7.0%	6 ft	16	SF	$120	**$1,914**
60270	44.5 to 55.8 feet	Driveway				REF		
38125	49.9 to 57.7 feet	**Cross Slope (Driveway)**	>15%	6 ft	43	SF	$40	**$1,716**

TOTAL COST FOR: NW *side of* **ALAMEDA AVE** *Starting at:* **14TH ST** **$23,540.00**

Funding Source: TBD **Year to be Completed** TBD

Street Side	Run ID	Survey Street Name	Starting Street Name	End Street Name	Priority
SE	51909261338	ALAMEDA AVE	14TH ST	13TH ST	100.75

ID	Dist. from Corner	Barrier Type	As-is Measurement/Notes	Sidewalk Width	Qty	Unit	Cost	Total
51441	1.3 to 2.3 feet	Vertical Change	-.3	6 ft	5	REF		
38151	1.8 to 4.3 feet	Cross Slope (PAR)	3.0-4.0%	6 ft	14	SF	$120	$1,650
38152	4.8 to 7.1 feet	Cross Slope (PAR)	2.0-3.0%	6 ft	13	SF	$120	$1,518
38153	29.0 to 30.0 feet	Cross Slope (PAR)	2.0-3.0%	6 ft	6	SF	$120	$660
202	30.3 to 31.3 feet	Continuous Width		6 ft	6	SF	$120	$660
60276	31.5 to 44.8 feet	Driveway				REF		
41105	32.6 to 35.0 feet	Running Slope	5.0-6.0%	6 ft	13	REF		
55855	33.8 to 34.8 feet	Vertical Change	.3	6 ft	6	REF		
38154	37.5 to 41.4 feet	Cross Slope (Driveway)	14.0-15.0%	6 ft	21	SF	$40	$858
51442	43.5 to 44.5 feet	Vertical Change	-.3	6 ft	6	REF		
41107	43.6 to 44.9 feet	Running Slope	8.0-9.0%	6 ft	7	REF		
60277	45.4 to 62.7 feet	Driveway				REF		
57370	46.3 to 47.3 feet	Vertical Change	1	6 ft	6	REF		
38156	50.8 to 62.4 feet	Cross Slope (Driveway)	12.0-13.0%	6 ft	64	SF	$40	$2,552
57395	61.6 to 62.6 feet	Vertical Change	1.1	6 ft	6	REF		
41108	61.8 to 62.8 feet	Running Slope	5.0-6.0%	6 ft	6	REF		
41109	63.3 to 64.5 feet	Running Slope	6.0-7.0%	6 ft	7	REF		
38161	66.6 to 70.5 feet	Cross Slope (PAR)	2.0-3.0%	6 ft	21	SF	$120	$2,574
56578	69.0 to 70.0 feet	Vertical Change	.4	6 ft	6	REF		
38163	75.1 to 76.2 feet	Cross Slope (PAR)	3.0-4.0%	6 ft	6	SF	$120	$726
38164	76.6 to 80.0 feet	Cross Slope (PAR)	2.0-3.0%	6 ft	19	SF	$120	$2,244
38166	82.3 to 83.5 feet	Cross Slope (PAR)	3.0-4.0%	6 ft	7	SF	$120	$792
38167	86.2 to 95.6 feet	Cross Slope (PAR)	2.0-3.0%	6 ft	52	SF	$120	$6,204
47840	93.8 to 94.8 feet	Vertical Change	-.4	6 ft	6	REF		
60278	98.4 to 121.1 feet	Driveway				REF		
38170	113.0 to 120.1 feet	Cross Slope (Driveway)	14.0-15.0%	6 ft	39	SF	$40	$1,562
41110	120.8 to 122.8 feet	Running Slope	5.0-6.0%	6 ft	11	REF		
38172	124.5 to 136.3 feet	Cross Slope (PAR)	3.0-4.0%	6 ft	65	SF	$120	$7,788

Funding Source: TBD **Year to be Completed** TBD

Street Side	Run ID	Survey Street Name	Starting Street Name	End Street Name	Priority
SE	51909261338	ALAMEDA AVE	14TH ST	13TH ST	100.75

ID	Dist. from Corner	Barrier Type	As-is Measurement/Notes	Sidewalk Width	Qty	Unit	Cost	Total
38175	138.6 to 140.6 feet	Cross Slope (PAR)	3.0-4.0%	6 ft	11	SF	$120	**$1,320**
38176	141.0 to 165.5 feet	Cross Slope (PAR)	2.0-3.0%	6 ft	135	SF	$120	**$16,170**
60279	163.8 to 185.8 feet	Driveway				REF		
38182	170.1 to 186.5 feet	**Cross Slope (Driveway)**	13.014	6 ft	90	SF	$40	**$3,608**
38186	191.6 to 197.5 feet	Cross Slope (PAR)	2.0-3.0%	6 ft	32	SF	$120	**$3,894**
60280	196.8 to 211.9 feet	Driveway				REF		
38188	202.1 to 208.4 feet	**Cross Slope (Driveway)**	13.014	6 ft	35	SF	$40	**$1,386**
57421	203.0 to 204.0 feet	**Vertical Change**	1.2	6 ft	6	REF		
38191	216.3 to 218.3 feet	Cross Slope (PAR)	2.0-3.0%	6 ft	11	SF	$120	**$1,320**
38192	225.1 to 227.2 feet	Cross Slope (PAR)	3.0-4.0%	6 ft	12	SF	$120	**$1,386**
38193	229.2 to 243.3 feet	Cross Slope (PAR)	2.0-3.0%	6 ft	78	SF	$120	**$9,306**
38194	246.8 to 251.3 feet	Cross Slope (PAR)	2.0-3.0%	6 ft	25	SF	$120	**$2,970**
38196	272.0 to 275.1 feet	Cross Slope (PAR)	2.0-3.0%	6 ft	17	SF	$120	**$2,046**
38197	278.8 to 284.9 feet	Cross Slope (PAR)	2.0-3.0%	6 ft	34	SF	$120	**$4,026**

TOTAL COST FOR: SE *side of* **ALAMEDA AVE** *Starting at:* **14TH ST** **$77,220.00**

Funding Source: TBD **Year to be Completed** TBD

Street Side	Run ID	Survey Street Name	Starting Street Name	End Street Name	Priority
SE	51909261334	ALAMEDA AVE	15TH ST	SIDEWALK ENDS	84.25

ID	Dist. from Corner	Barrier Type	As-is Measurement/Notes	Sidewalk Width	Qty	Unit	Cost	Total
38131	14.7 to 19.0 feet	Cross Slope (PAR)	2.0-3.0%	6 ft	24	SF	$120	**$2,838**
60273	17.6 to 33.8 feet	Driveway				REF		
38133	23.3 to 24.5 feet	**Cross Slope (Driveway)**	11.0-12.0%	6 ft	7	SF	$40	**$264**
38134	26.9 to 28.2 feet	**Cross Slope (Driveway)**	12.0-13.0%	6 ft	7	SF	$40	**$286**
38135	40.3 to 55.5 feet	Cross Slope (PAR)	2.0-3.0%	6 ft	84	SF	$120	**$10,032**
38140	58.4 to 68.6 feet	Cross Slope (PAR)	3.0-4.0%	6 ft	56	SF	$120	**$6,732**
60274	68.2 to 83.0 feet	Driveway				REF		
41104	70.8 to 72.0 feet	Running Slope	5.0-6.0%	6 ft	7	REF		
57115	74.8 to 75.8 feet	**Vertical Change**	.6	6 ft	6	REF		
38142	74.9 to 81.4 feet	**Cross Slope (Driveway)**	14.0-15.0%	6 ft	36	SF	$40	**$1,430**
57636	77.4 to 78.4 feet	**Vertical Change**	3.3	6 ft	6	REF		
56577	79.8 to 80.8 feet	**Vertical Change**	.4	6 ft	6	REF		

TOTAL COST FOR: SE *side of* **ALAMEDA AVE** *Starting at:* **15TH ST** **$21,582.00**

Funding Source: TBD **Year to be Completed** TBD

Street Side	Run ID	Survey Street Name	Starting Street Name	End Street Name	Priority
SE	1909251419	ALAMEDA AVE	213 ALAMEDA AVE	201 ALAMEDA AVE	105.25

ID	Dist. from Corner	Barrier Type	As-is Measurement/Notes	Sidewalk Width	Qty	Unit	Cost	Total
21682	0.0 to 6.1 feet	Cross Slope (PAR)	2.0-3.0%	5 ft	27	SF	$120	**$3,294**
56185	5.8 to 6.8 feet	**Vertical Change**	.4	5 ft	5	REF		
21684	6.1 to 27.5 feet	Cross Slope (PAR)	4.0-5.0%	5 ft	96	SF	$120	**$11,556**
54725	10.3 to 11.3 feet	**Vertical Change**	.3	5 ft	5	REF		
59226	26.3 to 42.5 feet	Driveway				REF		
56186	27.3 to 28.3 feet	**Vertical Change**	.4	5 ft	5	REF		
40611	28.3 to 29.8 feet	Running Slope	7.0-8.0%	5 ft	7	REF		
21688	30.9 to 33.3 feet	**Cross Slope (Driveway)**	14.0-15.0%	5 ft	11	SF	$40	**$432**
21689	37.8 to 39.2 feet	**Cross Slope (Driveway)**	13.014	5 ft	6	SF	$40	**$252**
40612	39.8 to 41.3 feet	Running Slope	5.0-6.0%	5 ft	7	REF		
40613	41.3 to 42.6 feet	Running Slope	6.0-7.0%	5 ft	6	REF		
21690	43.6 to 46.8 feet	Cross Slope (PAR)	3.0-4.0%	5 ft	14	SF	$120	**$1,728**
21692	46.8 to 58.3 feet	Cross Slope (PAR)	2.0-3.0%	5 ft	52	SF	$120	**$6,210**
21695	60.5 to 82.3 feet	Cross Slope (PAR)	2.0-3.0%	5 ft	98	SF	$120	**$11,772**
59227	84.2 to 97.7 feet	Driveway				REF		
21700	88.4 to 95.4 feet	**Cross Slope (Driveway)**	14.0-15.0%	5 ft	32	SF	$40	**$1,260**
40614	95.3 to 96.3 feet	Running Slope	5.0-6.0%	5 ft	5	REF		
40615	96.3 to 97.8 feet	Running Slope	6.0-7.0%	5 ft	7	REF		
21702	99.0 to 118.2 feet	Cross Slope (PAR)	4.0-5.0%	5 ft	86	SF	$120	**$10,368**
21704	118.5 to 134.1 feet	Cross Slope (PAR)	2.0-3.0%	5 ft	70	SF	$120	**$8,424**
56187	129.4 to 130.4 feet	**Vertical Change**	.4	5 ft	5	REF		
59228	134.1 to 147.5 feet	Driveway				REF		
40616	135.1 to 137.1 feet	Running Slope	6.0-7.0%	5 ft	9	REF		
21707	138.3 to 143.2 feet	**Cross Slope (Driveway)**	13.014	5 ft	22	SF	$40	**$882**
21709	143.4 to 144.4 feet	**Cross Slope (Driveway)**	11.0-12.0%	5 ft	5	SF	$40	**$180**
40617	146.4 to 147.4 feet	Running Slope	6.0-7.0%	5 ft	5	REF		

TOTAL COST FOR: SE *side of* **ALAMEDA AVE** *Starting at:* **213 ALAMEDA AVE** **$56,358.00**

Funding Source: TBD **Year to be Completed** TBD

Street Side	Run ID	Survey Street Name	Starting Street Name	End Street Name	Priority
NW	1909251331	ALAMEDA AVE	2ND ST	212 ALAMEDA AVE	109.25

ID	Dist. from Corner	Barrier Type	As-is Measurement/Notes	Sidewalk Width	Qty	Unit	Cost	Total
21990	0.0 to 19.3 feet	Cross Slope (PAR)	3.0-4.0%	5 ft	87	SF	$120	**$10,422**
54755	17.3 to 18.3 feet	**Vertical Change**	.3	5 ft	5	REF		
21996	20.7 to 28.2 feet	Cross Slope (PAR)	2.0-3.0%	5 ft	34	SF	$120	**$4,050**
54756	27.5 to 28.5 feet	**Vertical Change**	.3	5 ft	5	REF		
59252	27.7 to 53.3 feet	Driveway				REF		
40635	29.3 to 31.7 feet	Running Slope	5.0-6.0%	5 ft	11	REF		
21997	32.0 to 50.1 feet	**Cross Slope (Driveway)**	>15%	5 ft	81	SF	$40	**$3,258**
21998	54.3 to 57.8 feet	Cross Slope (PAR)	2.0-3.0%	5 ft	16	SF	$120	**$1,890**
54757	55.8 to 56.8 feet	**Vertical Change**	.3	5 ft	5	REF		
59253	57.7 to 80.4 feet	Driveway				REF		
21999	62.4 to 77.8 feet	**Cross Slope (Driveway)**	>15%	5 ft	69	SF	$40	**$2,772**
22001	81.5 to 113.8 feet	Cross Slope (PAR)	4.0-5.0%	5 ft	145	SF	$120	**$17,442**
56720	98.9 to 99.9 feet	**Vertical Change**	.5	5 ft	5	REF		
54758	107.4 to 108.4 feet	**Vertical Change**	.3	5 ft	5	REF		
22009	114.5 to 116.4 feet	Cross Slope (PAR)	2.0-3.0%	5 ft	9	SF	$120	**$1,026**
59254	116.1 to 137.4 feet	Driveway				REF		
22010	121.0 to 127.7 feet	**Cross Slope (Driveway)**	12.0-13.0%	5 ft	30	SF	$40	**$1,206**
22012	130.8 to 135.3 feet	**Cross Slope (Driveway)**	13.014	5 ft	20	SF	$40	**$810**
40637	135.4 to 136.4 feet	Running Slope	5.0-6.0%	5 ft	5	REF		
22013	138.6 to 144.8 feet	Cross Slope (PAR)	2.0-3.0%	5 ft	28	SF	$120	**$3,348**
22015	147.1 to 149.8 feet	Cross Slope (PAR)	3.0-4.0%	5 ft	12	SF	$120	**$1,458**
22016	150.0 to 157.2 feet	Cross Slope (PAR)	2.0-3.0%	5 ft	32	SF	$120	**$3,888**
59255	157.2 to 171.3 feet	Driveway				REF		
54759	157.7 to 158.7 feet	**Vertical Change**	.3	5 ft	5	REF		
57183	159.4 to 160.4 feet	**Vertical Change**	.7	5 ft	5	REF		
54760	169.2 to 172.1 feet	**Vertical Change**	.3	5 ft	13	REF		

TOTAL COST FOR: NW *side of* **ALAMEDA AVE** *Starting at:* **2ND ST** **$51,570.00**

Funding Source: TBD **Year to be Completed** TBD

Street Side	Run ID	Survey Street Name	Starting Street Name	End Street Name	Priority
SE	1909251414	ALAMEDA AVE	301 ALAMEDA AVE	3RD ST	88

ID	Dist. from Corner	Barrier Type	As-is Measurement/Notes	Sidewalk Width	Qty	Unit	Cost	Total
21717	0.0 to 1.6 feet	Cross Slope (PAR)	6.0-7.0%	5 ft	8	SF	$120	**$960**
21718	2.5 to 18.3 feet	Cross Slope (PAR)	5.0-6.0%	5 ft	79	SF	$120	**$9,480**
21724	18.5 to 23.4 feet	Cross Slope (PAR)	3.0-4.0%	5 ft	25	SF	$120	**$2,940**

TOTAL COST FOR: SE *side of* **ALAMEDA AVE** *Starting at:* **301 ALAMEDA AVE** **$13,380.00**

Funding Source: TBD **Year to be Completed** TBD

Street Side	Run ID	Survey Street Name	Starting Street Name	End Street Name	Priority
SE	1909251416	ALAMEDA AVE	3RD ST	221 ALAMEDA AVE	102.25

ID	Dist. from Corner	Barrier Type	As-is Measurement/Notes	Sidewalk Width	Qty	Unit	Cost	Total
21710	0.0 to 14.8 feet	Cross Slope (PAR)	3.0-4.0%	5 ft	74	SF	$120	**$8,880**
54726	5.4 to 6.4 feet	**Vertical Change**	.3	5 ft	5	LF	$75	**$375**
59229	13.3 to 39.7 feet	Driveway				REF		
21712	18.3 to 29.3 feet	**Cross Slope (Driveway)**	11.0-12.0%	5 ft	55	SF	$40	**$2,200**
21714	29.3 to 35.8 feet	**Cross Slope (Driveway)**	13.014	5 ft	32	SF	$40	**$1,300**
40618	36.7 to 39.4 feet	Running Slope	5.0-6.0%	5 ft	13	REF		
54727	38.3 to 39.3 feet	**Vertical Change**	.3	5 ft	5	REF		
21715	39.8 to 45.4 feet	**Cross Slope (Driveway)**	3.0-4.0%	5 ft	28	SF	$40	**$1,120**

TOTAL COST FOR: SE *side of* **ALAMEDA AVE** *Starting at:* **3RD ST** **$13,875.00**

Funding Source: TBD **Year to be Completed** TBD

Street Side	Run ID	Survey Street Name	Starting Street Name	End Street Name	Priority
SE	1909251408	ALAMEDA AVE	405 ALAMEDA AVE	4TH ST	81

ID	Dist. from Corner	Barrier Type	As-is Measurement/Notes	Sidewalk Width	Qty	Unit	Cost	Total
21772	0.0 to 16.2 feet	Cross Slope (PAR)	2.0-3.0%	5 ft	81	SF	$120	**$9,720**
56715	6.4 to 7.4 feet	**Vertical Change**	.5	5 ft	5	REF		
21776	18.8 to 25.4 feet	Cross Slope (PAR)	2.0-3.0%	5 ft	33	SF	$120	**$3,960**
21777	35.3 to 54.4 feet	Cross Slope (PAR)	2.0-3.0%	5 ft	96	SF	$120	**$11,460**

TOTAL COST FOR: SE *side of* **ALAMEDA AVE** *Starting at:* **405 ALAMEDA AVE** **$25,140.00**

Funding Source: TBD **Year to be Completed** TBD

Street Side	Run ID	Survey Street Name	Starting Street Name	End Street Name	Priority
NW	1909251337	ALAMEDA AVE	408 ALAMEDA AVE	408 ALAMEDA AVE	87.25

ID	Dist. from Corner	Barrier Type	As-is Measurement/Notes	Sidewalk Width	Qty	Unit	Cost	Total
21980	0.0 to 3.6 feet	Cross Slope (PAR)	3.0-4.0%	5 ft	16	SF	$120	**$1,944**
21981	3.6 to 5.6 feet	Cross Slope (PAR)	2.0-3.0%	5 ft	9	SF	$120	**$1,080**
54752	4.0 to 5.0 feet	**Vertical Change**	.3	5 ft	5	REF		
59251	4.4 to 25.8 feet	Driveway				REF		
40633	7.0 to 8.3 feet	Running Slope	6.0-7.0%	5 ft	6	REF		
21982	10.1 to 21.2 feet	**Cross Slope (Driveway)**	14.0-15.0%	5 ft	50	SF	$40	**$1,998**
40634	22.9 to 24.0 feet	Running Slope	7.0-8.0%	5 ft	5	REF		
54753	25.6 to 26.6 feet	**Vertical Change**	.3	5 ft	5	REF		

TOTAL COST FOR: NW *side of* **ALAMEDA AVE** *Starting at:* **408 ALAMEDA AVE** **$5,022.00**

Funding Source: TBD **Year to be Completed** TBD

Street Side	Run ID	Survey Street Name	Starting Street Name	End Street Name	Priority
NW	1909251339	ALAMEDA AVE	416 ALAMEDA AVE	5TH ST	86

ID	Dist. from Corner	Barrier Type	As-is Measurement/Notes	Sidewalk Width	Qty	Unit	Cost	Total
21963	0.0 to 34.2 feet	Cross Slope (PAR)	2.0-3.0%	5 ft	154	SF	$120	**$18,468**
54750	23.2 to 24.2 feet	**Vertical Change**	.3	5 ft	5	REF		
21968	36.2 to 51.5 feet	Cross Slope (PAR)	4.0-5.0%	5 ft	69	SF	$120	**$8,262**
21971	54.9 to 65.1 feet	Cross Slope (PAR)	5.0-6.0%	5 ft	46	SF	$120	**$5,508**
21974	65.1 to 68.3 feet	Cross Slope (PAR)	3.0-4.0%	5 ft	14	SF	$120	**$1,728**
21976	68.3 to 79.6 feet	Cross Slope (PAR)	5.0-6.0%	5 ft	51	SF	$120	**$6,102**
54751	80.8 to 81.8 feet	**Vertical Change**	.3	5 ft	5	REF		
21979	81.3 to 85.3 feet	Cross Slope (PAR)	3.0-4.0%	5 ft	18	SF	$120	**$2,160**

TOTAL COST FOR: NW *side of* **ALAMEDA AVE** *Starting at:* **416 ALAMEDA AVE** **$42,228.00**

Funding Source: TBD **Year to be Completed** TBD

Street Side	Run ID	Survey Street Name	Starting Street Name	End Street Name	Priority
SE	1909251413	ALAMEDA AVE	4TH ST	301 ALAMEDA AVE	122.75

ID	Dist. from Corner	Barrier Type	As-is Measurement/Notes	Sidewalk Width	Qty	Unit	Cost	Total
21725	0.0 to 7.5 feet	Cross Slope (PAR)	3.0-4.0%	5 ft	38	SF	$120	**$4,500**
21726	7.5 to 34.6 feet	Cross Slope (PAR)	2.0-3.0%	5 ft	136	SF	$120	**$16,260**
54728	10.5 to 11.5 feet	**Vertical Change**	.3	5 ft	5	REF		
57656	22.5 to 23.5 feet	**Vertical Change**	3.5	5 ft	5	REF		
21732	34.8 to 38.2 feet	Cross Slope (PAR)	4.0-5.0%	5 ft	17	SF	$120	**$2,040**
21733	42.6 to 62.4 feet	Cross Slope (PAR)	3.0-4.0%	5 ft	99	SF	$120	**$11,880**
56713	51.8 to 52.8 feet	**Vertical Change**	.5	5 ft	5	REF		
21740	63.0 to 86.5 feet	Cross Slope (PAR)	2.0-3.0%	5 ft	118	SF	$120	**$14,100**
59230	86.0 to 103.1 feet	Driveway				REF		
40619	86.8 to 89.3 feet	Running Slope	6.0-7.0%	5 ft	13	REF		
54729	86.9 to 87.9 feet	**Vertical Change**	.3	5 ft	5	REF		
21744	90.0 to 100.8 feet	**Cross Slope (Driveway)**	>15%	5 ft	54	SF	$40	**$2,160**
40621	100.3 to 101.7 feet	Running Slope	6.0-7.0%	5 ft	7	REF		
54730	101.4 to 102.4 feet	**Vertical Change**	.3	5 ft	5	REF		
21745	104.2 to 109.4 feet	Cross Slope (PAR)	5.0-6.0%	5 ft	26	SF	$120	**$3,120**
21747	109.4 to 112.3 feet	Cross Slope (PAR)	3.0-4.0%	5 ft	15	SF	$120	**$1,740**
59231	111.0 to 135.2 feet	Driveway				REF		
40622	113.8 to 114.8 feet	Running Slope	5.0-6.0%	5 ft	5	REF		
21748	115.9 to 131.4 feet	**Cross Slope (Driveway)**	12.0-13.0%	5 ft	78	SF	$40	**$3,100**
40623	133.8 to 134.9 feet	Running Slope	5.0-6.0%	5 ft	5	REF		
21751	136.2 to 141.1 feet	Cross Slope (PAR)	3.0-4.0%	5 ft	25	SF	$120	**$2,940**
21752	143.3 to 146.3 feet	Cross Slope (PAR)	3.0-4.0%	5 ft	15	SF	$120	**$1,800**
21753	146.3 to 157.3 feet	Cross Slope (PAR)	2.0-3.0%	5 ft	55	SF	$120	**$6,600**
54731	154.8 to 155.8 feet	**Vertical Change**	.3	5 ft	5	REF		
21756	161.4 to 175.7 feet	Cross Slope (PAR)	2.0-3.0%	5 ft	72	SF	$120	**$8,580**
59232	175.4 to 198.8 feet	Driveway				REF		
21757	181.3 to 184.2 feet	**Cross Slope (Driveway)**	11.0-12.0%	5 ft	15	SF	$40	**$580**
21759	184.2 to 187.4 feet	**Cross Slope (Driveway)**	13.014	5 ft	16	SF	$40	**$640**

Funding Source: TBD **Year to be Completed** TBD

Street Side	Run ID	Survey Street Name	Starting Street Name	End Street Name	Priority
SE	1909251413	ALAMEDA AVE	4TH ST	301 ALAMEDA AVE	122.75

ID	Dist. from Corner	Barrier Type	As-is Measurement/Notes	Sidewalk Width	Qty	Unit	Cost	Total
21761	187.8 to 192.4 feet	Cross Slope (Driveway)	>15%	5 ft	23	SF	$40	$920
21762	193.3 to 194.4 feet	Cross Slope (Driveway)	13.014	5 ft	6	SF	$40	$220
21763	199.2 to 207.3 feet	Cross Slope (Driveway)	4.0-5.0%	5 ft	41	SF	$40	$1,620
21765	207.7 to 210.8 feet	Cross Slope (PAR)	2.0-3.0%	5 ft	16	SF	$120	$1,860
59233	209.9 to 236.2 feet	Driveway				REF		
21766	214.2 to 233.6 feet	Cross Slope (Driveway)	11.0-12.0%	5 ft	97	SF	$40	$3,880
56714	229.6 to 230.6 feet	Vertical Change	.5	5 ft	5	REF		
40624	232.9 to 234.6 feet	Running Slope	5.0-6.0%	5 ft	9	REF		

TOTAL COST FOR: SE *side of* **ALAMEDA AVE** *Starting at:* **4TH ST** **$88,540.00**

Funding Source: TBD **Year to be Completed** TBD

Street Side	Run ID	Survey Street Name	Starting Street Name	End Street Name	Priority
SE	1909251402	ALAMEDA AVE	517 ALAMEDA AVE	517 ALAMEDA AVE	62

ID	Dist. from Corner	Barrier Type	As-is Measurement/Notes	Sidewalk Width	Qty	Unit	Cost	Total
21797	1.1 to 29.0 feet	Cross Slope (PAR)	2.0-3.0%	5 ft	126	SF	$120	**$15,066**

TOTAL COST FOR: SE *side of* **ALAMEDA AVE** *Starting at:* **517 ALAMEDA AVE** **$15,066.00**

Funding Source: TBD **Year to be Completed** TBD

Street Side	Run ID	Survey Street Name	Starting Street Name	End Street Name	Priority
NW	1909251343	ALAMEDA AVE	5TH ST	6TH ST	74

ID	Dist. from Corner	Barrier Type	As-is Measurement/Notes	Sidewalk Width	Qty	Unit	Cost	Total
21927	0.0 to 5.4 feet	Cross Slope (PAR)	3.0-4.0%	5 ft	27	SF	$120	**$3,240**
54745	4.2 to 5.2 feet	Vertical Change	.3	5 ft	5	REF		
21929	5.4 to 56.4 feet	Cross Slope (PAR)	2.0-3.0%	5 ft	255	SF	$120	**$30,600**
56197	15.0 to 16.0 feet	Vertical Change	.4	5 ft	5	REF		
59248	40.6 to 69.3 feet	Driveway				REF		
21937	60.6 to 63.0 feet	Cross Slope (Driveway)	2.0-3.0%	5 ft	12	SF	$40	**$480**
21938	77.8 to 100.4 feet	Cross Slope (PAR)	2.0-3.0%	5 ft	113	SF	$120	**$13,560**
56717	99.8 to 100.8 feet	Vertical Change	.5	5 ft	5	REF		
54746	104.9 to 105.9 feet	Vertical Change	.3	5 ft	5	LF	$75	**$375**
59249	107.0 to 118.2 feet	Driveway				REF		
21943	107.4 to 111.3 feet	Cross Slope (Driveway)	2.0-3.0%	5 ft	20	SF	$40	**$780**
21944	114.7 to 116.2 feet	Cross Slope (Driveway)	2.0-3.0%	5 ft	8	SF	$40	**$300**
57624	122.7 to 123.7 feet	Vertical Change	3.2	5 ft	5	SF	$75	**$375**
56718	125.7 to 126.7 feet	Vertical Change	.5	5 ft	5	SF	$75	**$375**
54747	141.6 to 142.6 feet	Vertical Change	.3	5 ft	5	LF	$75	**$375**
59250	142.4 to 162.2 feet	Driveway				REF		
21945	145.1 to 171.4 feet	Cross Slope (Driveway)	2.0-3.0%	5 ft	132	SF	$40	**$5,260**
56719	163.2 to 164.2 feet	Vertical Change	.5	5 ft	5	REF		
54748	180.0 to 181.0 feet	Vertical Change	.3	5 ft	5	LF	$75	**$375**
21949	189.4 to 216.2 feet	Cross Slope (PAR)	2.0-3.0%	5 ft	134	SF	$120	**$16,080**
54749	195.4 to 196.4 feet	Vertical Change	.3	5 ft	5	REF		
21954	219.9 to 229.1 feet	Cross Slope (PAR)	2.0-3.0%	5 ft	46	SF	$120	**$5,520**
21955	243.3 to 247.9 feet	Cross Slope (PAR)	2.0-3.0%	5 ft	23	SF	$120	**$2,760**
21956	252.0 to 285.8 feet	Cross Slope (PAR)	2.0-3.0%	5 ft	169	SF	$120	**$20,280**

TOTAL COST FOR: NW *side of* **ALAMEDA AVE** *Starting at:* **5TH ST** **$100,735.00**

Funding Source: TBD **Year to be Completed** TBD

Street Side	Run ID	Survey Street Name	Starting Street Name	End Street Name	Priority
SE	1909251405	ALAMEDA AVE	5TH ST	417 ALAMEDA AVE	92.25

ID	Dist. from Corner	Barrier Type	As-is Measurement/Notes	Sidewalk Width	Qty	Unit	Cost	Total
21778	2.5 to 22.0 feet	Cross Slope (PAR)	3.0-4.0%	5 ft	98	SF	$120	**$11,700**
54732	11.1 to 12.1 feet	**Vertical Change**	.3	5 ft	5	REF		
59234	20.3 to 43.3 feet	Driveway				REF		
21784	26.0 to 40.8 feet	**Cross Slope (Driveway)**	12.0-13.0%	5 ft	74	SF	$40	**$2,960**
40625	40.3 to 43.2 feet	Running Slope	5.0-6.0%	5 ft	15	REF		
21788	45.1 to 46.2 feet	Cross Slope (PAR)	3.0-4.0%	5 ft	6	SF	$120	**$660**
21789	47.7 to 72.1 feet	Cross Slope (PAR)	2.0-3.0%	5 ft	122	SF	$120	**$14,640**
21793	72.7 to 79.3 feet	Cross Slope (PAR)	4.0-5.0%	5 ft	33	SF	$120	**$3,960**
59235	79.3 to 93.7 feet	Driveway				REF		
54733	80.2 to 81.2 feet	**Vertical Change**	.3	5 ft	5	REF		

TOTAL COST FOR: SE *side of* **ALAMEDA AVE** *Starting at:* **5TH ST** **$33,920.00**

Funding Source: TBD **Year to be Completed** TBD

Street Side	Run ID	Survey Street Name	Starting Street Name	End Street Name	Priority
NW	1909251347	ALAMEDA AVE	6TH ST	7TH ST	53.25

ID	Dist. from Corner	Barrier Type	As-is Measurement/Notes	Sidewalk Width	Qty	Unit	Cost	Total
21893	0.6 to 6.8 feet	Cross Slope (PAR)	2.0-3.0%	5 ft	31	SF	$120	**$3,720**
21894	9.2 to 44.8 feet	Cross Slope (PAR)	2.0-3.0%	5 ft	178	SF	$120	**$21,360**
56194	15.7 to 16.7 feet	**Vertical Change**	.4	5 ft	5	REF		
21904	50.9 to 53.1 feet	Cross Slope (PAR)	2.0-3.0%	5 ft	11	SF	$120	**$1,320**
21905	59.5 to 63.3 feet	Cross Slope (PAR)	2.0-3.0%	5 ft	19	SF	$120	**$2,280**
56716	62.5 to 63.5 feet	**Vertical Change**	.5	5 ft	5	REF		
56195	66.4 to 69.1 feet	**Vertical Change**	.4	5 ft	13	LF	$75	**$1,013**
21906	83.4 to 87.3 feet	Cross Slope (PAR)	2.0-3.0%	5 ft	20	SF	$120	**$2,340**
21907	111.7 to 113.5 feet	Cross Slope (PAR)	2.0-3.0%	5 ft	9	SF	$120	**$1,080**
21908	119.8 to 120.9 feet	Cross Slope (PAR)	2.0-3.0%	5 ft	6	SF	$120	**$660**
54742	159.6 to 160.6 feet	**Vertical Change**	.3	5 ft	5	LF	$75	**$375**
21909	160.9 to 182.6 feet	Cross Slope (PAR)	2.0-3.0%	5 ft	109	SF	$120	**$13,020**
21912	188.3 to 213.6 feet	Cross Slope (PAR)	2.0-3.0%	5 ft	127	SF	$120	**$15,180**
54743	195.4 to 196.4 feet	**Vertical Change**	.3	5 ft	5	REF		
54744	203.0 to 204.0 feet	**Vertical Change**	.3	5 ft	5	REF		
21918	223.4 to 229.3 feet	Cross Slope (PAR)	2.0-3.0%	5 ft	30	SF	$120	**$3,540**
59246	230.5 to 241.2 feet	Driveway				REF		
21920	231.8 to 240.9 feet	**Cross Slope (Driveway)**	2.0-3.0%	5 ft	46	SF	$40	**$1,820**
59247	248.9 to 261.1 feet	Driveway				REF		
21922	261.5 to 262.7 feet	Cross Slope (PAR)	2.0-3.0%	5 ft	6	SF	$120	**$720**
21923	267.8 to 277.3 feet	Cross Slope (PAR)	2.0-3.0%	5 ft	48	SF	$120	**$5,700**
21926	283.1 to 288.8 feet	Cross Slope (PAR)	2.0-3.0%	5 ft	28	SF	$120	**$3,420**
40631	286.8 to 288.8 feet	Running Slope	6.0-7.0%	5 ft	10	REF		

TOTAL COST FOR: NW *side of* **ALAMEDA AVE** *Starting at:* **6TH ST** **$77,547.50**

Funding Source: TBD **Year to be Completed** TBD

Street Side	Run ID	Survey Street Name	Starting Street Name	End Street Name	Priority
SE	1909251356	ALAMEDA AVE	705 ALAMEDA AVE	701 ALAMEDA AVE	74.25

ID	Dist. from Corner	Barrier Type	As-is Measurement/Notes	Sidewalk Width	Qty	Unit	Cost	Total
21821	2.3 to 26.7 feet	Cross Slope (PAR)	3.0-4.0%	5 ft	110	SF	$120	**$13,176**
77	2.7 to 3.7 feet	**Continuous Width**		5 ft	5	SF	$120	**$540**
54738	4.5 to 8.1 feet	**Vertical Change**	.3	5 ft	16	REF		
54740	19.7 to 20.7 feet	**Vertical Change**	.3	5 ft	5	REF		
21826	28.8 to 29.8 feet	Cross Slope (PAR)	3.0-4.0%	5 ft	5	SF	$120	**$540**
59240	29.8 to 45.8 feet	Driveway				REF		
56192	29.9 to 30.9 feet	**Vertical Change**	.4	5 ft	5	REF		
40627	32.6 to 33.6 feet	Running Slope	7.0-8.0%	5 ft	5	REF		
21827	34.1 to 43.8 feet	**Cross Slope (Driveway)**	14.0-15.0%	5 ft	44	SF	$40	**$1,746**
40628	43.7 to 45.3 feet	Running Slope	7.0-8.0%	5 ft	7	REF		
59241	47.9 to 62.3 feet	Driveway				REF		
57182	61.7 to 62.7 feet	**Vertical Change**	.7	5 ft	5	REF		

TOTAL COST FOR: SE *side of* **ALAMEDA AVE** *Starting at:* **705 ALAMEDA AVE** **$16,002.00**

Funding Source: TBD **Year to be Completed** TBD

Street Side	Run ID	Survey Street Name	Starting Street Name	End Street Name	Priority
SE	1909251353	ALAMEDA AVE	717 ALAMEDA AVE	709 ALAMEDA AVE	78.25

ID	Dist. from Corner	Barrier Type	As-is Measurement/Notes	Sidewalk Width	Qty	Unit	Cost	Total
21831	0.3 to 3.9 feet	Cross Slope (PAR)	3.0-4.0%	5 ft	16	SF	$120	**$1,944**
21833	5.2 to 9.1 feet	Cross Slope (PAR)	5.0-6.0%	5 ft	18	SF	$120	**$2,106**
21834	9.1 to 12.5 feet	Cross Slope (PAR)	6.0-7.0%	5 ft	15	SF	$120	**$1,836**
21835	12.5 to 28.7 feet	Cross Slope (PAR)	5.0-6.0%	5 ft	73	SF	$120	**$8,748**
21837	31.9 to 63.8 feet	Cross Slope (PAR)	4.0-5.0%	5 ft	144	SF	$120	**$17,226**
59242	62.8 to 77.0 feet	Driveway				REF		
21842	67.1 to 74.9 feet	**Cross Slope (Driveway)**	>15%	5 ft	35	SF	$40	**$1,404**
40629	74.0 to 76.6 feet	Running Slope	5.0-6.0%	5 ft	12	REF		
21843	78.0 to 80.3 feet	Cross Slope (PAR)	5.0-6.0%	5 ft	10	SF	$120	**$1,242**
59243	80.4 to 99.0 feet	Driveway				REF		

TOTAL COST FOR: SE *side of* **ALAMEDA AVE** *Starting at:* **717 ALAMEDA AVE** **$34,506.00**

Funding Source: TBD **Year to be Completed** TBD

Street Side	Run ID	Survey Street Name	Starting Street Name	End Street Name	Priority
NW	1909251350	ALAMEDA AVE	7TH ST	8TH ST	46.25

ID	Dist. from Corner	Barrier Type	As-is Measurement/Notes	Sidewalk Width	Qty	Unit	Cost	Total
21845	0.0 to 33.5 feet	Cross Slope (PAR)	2.0-3.0%	5 ft	151	SF	$120	**$18,090**
56193	20.8 to 21.8 feet	**Vertical Change**	.4	5 ft	5	REF		
21849	38.6 to 51.8 feet	Cross Slope (PAR)	2.0-3.0%	5 ft	59	SF	$120	**$7,128**
21850	53.9 to 64.9 feet	Cross Slope (PAR)	2.0-3.0%	5 ft	50	SF	$120	**$5,940**
59244	63.9 to 95.5 feet	Driveway				REF		
21854	64.9 to 69.7 feet	**Cross Slope (Driveway)**	4.0-5.0%	5 ft	22	SF	$40	**$864**
54741	65.4 to 66.4 feet	**Vertical Change**	.3	5 ft	5	REF		
21856	69.7 to 72.4 feet	**Cross Slope (Driveway)**	2.0-3.0%	5 ft	12	SF	$40	**$486**
21858	73.8 to 95.4 feet	**Cross Slope (Driveway)**	4.0-5.0%	5 ft	97	SF	$40	**$3,888**
21862	95.8 to 109.8 feet	**Cross Slope (Driveway)**	2.0-3.0%	5 ft	63	SF	$40	**$2,520**
21867	110.0 to 112.5 feet	Cross Slope (PAR)	4.0-5.0%	5 ft	11	SF	$120	**$1,350**
59245	113.6 to 131.2 feet	Driveway				REF		
21869	118.4 to 128.3 feet	**Cross Slope (Driveway)**	2.0-3.0%	5 ft	45	SF	$40	**$1,782**
21872	132.3 to 230.4 feet	Cross Slope (PAR)	2.0-3.0%	5 ft	441	SF	$120	**$52,974**
21887	236.1 to 290.4 feet	Cross Slope (PAR)	2.0-3.0%	5 ft	244	SF	$120	**$29,322**
40630	286.7 to 289.8 feet	Running Slope	5.0-6.0%	5 ft	14	REF		

TOTAL COST FOR: NW *side of* **ALAMEDA AVE** *Starting at:* **7TH ST** **$124,344.00**

Funding Source: TBD **Year to be Completed** TBD

Street Side	Run ID	Survey Street Name	Starting Street Name	End Street Name	Priority
SE	1909251359	ALAMEDA AVE	7TH ST	609 ALAMEDA AVE	48

ID	Dist. from Corner	Barrier Type	As-is Measurement/Notes	Sidewalk Width	Qty	Unit	Cost	Total
21803	0.0 to 6.8 feet	Cross Slope (PAR)	3.0-4.0%	5 ft	34	SF	$120	**$4,080**
21804	6.8 to 10.2 feet	Cross Slope (PAR)	2.0-3.0%	5 ft	17	SF	$120	**$2,040**
56188	12.5 to 13.5 feet	**Vertical Change**	.4	5 ft	5	REF		
21805	12.7 to 92.8 feet	Cross Slope (PAR)	3.0-4.0%	5 ft	401	SF	$120	**$48,060**
59236	53.1 to 65.3 feet	Driveway				REF		
54734	69.0 to 70.0 feet	**Vertical Change**	.3	5 ft	5	REF		
54735	85.2 to 86.2 feet	**Vertical Change**	.3	5 ft	5	REF		
59237	89.6 to 97.5 feet	Driveway				REF		
56189	90.3 to 96.4 feet	**Vertical Change**	.4	5 ft	31	REF		
21817	96.3 to 97.8 feet	Cross Slope (PAR)	4.0-5.0%	5 ft	8	SF	$120	**$900**
59238	97.8 to 108.9 feet	Driveway				REF		
54737	103.0 to 104.0 feet	**Vertical Change**	.3	5 ft	5	REF		
21818	109.6 to 112.8 feet	Cross Slope (PAR)	2.0-3.0%	5 ft	16	SF	$120	**$1,920**
59239	147.3 to 157.2 feet	Driveway				REF		
21819	170.8 to 175.8 feet	Cross Slope (PAR)	2.0-3.0%	5 ft	25	SF	$120	**$3,000**
21820	179.8 to 181.4 feet	Cross Slope (PAR)	2.0-3.0%	5 ft	8	SF	$120	**$960**

TOTAL COST FOR: SE *side of* **ALAMEDA AVE** *Starting at:* **7TH ST** **$60,960.00**

Funding Source: TBD **Year to be Completed** TBD

Street Side	Run ID	Survey Street Name	Starting Street Name	End Street Name	Priority
NW	1909251333	ALAMEDA AVE	SIDEWALK BEGINS	3RD ST	81

ID	Dist. from Corner	Barrier Type	As-is Measurement/Notes	Sidewalk Width	Qty	Unit	Cost	Total
21984	0.0 to 11.1 feet	Cross Slope (PAR)	2.0-3.0%	5 ft	56	SF	$120	**$6,660**
54754	1.6 to 2.6 feet	**Vertical Change**	.3	5 ft	5	REF		

TOTAL COST FOR: NW *side of* **ALAMEDA AVE** *Starting at:* **SIDEWALK BEGINS** **$6,660.00**

Funding Source: TBD **Year to be Completed** TBD

Street Side	Run ID	Survey Street Name	Starting Street Name	End Street Name	Priority
NW	51909261326	ALAMEDA AVE	SIDEWALK BEGINS	SIDEWALK ENDS	77

ID	Dist. from Corner	Barrier Type	As-is Measurement/Notes	Sidewalk Width	Qty	Unit	Cost	Total
51439	8.9 to 9.9 feet	Vertical Change	-.3	6 ft	6	REF		
60266	23.0 to 44.3 feet	Driveway				REF		
38084	31.1 to 43.6 feet	Cross Slope (Driveway)	13.014	6 ft	69	SF	$40	**$2,750**
51440	33.7 to 34.7 feet	Vertical Change	-.3	6 ft	6	REF		

TOTAL COST FOR: NW *side of* **ALAMEDA AVE** *Starting at:* **SIDEWALK BEGINS** **$2,750.00**

Funding Source: TBD **Year to be Completed** TBD

Street Side	Run ID	Survey Street Name	Starting Street Name	End Street Name	Priority
NW	51909261328	ALAMEDA AVE	SIDEWALK BEGINS	SIDEWALK ENDS	84.5

ID	Dist. from Corner	Barrier Type	As-is Measurement/Notes	Sidewalk Width	Qty	Unit	Cost	Total
38089	0.0 to 9.2 feet	Cross Slope (PAR)	>15%	6 ft	51	SF	$120	**$6,072**
38091	9.4 to 18.0 feet	Cross Slope (PAR)	13.014	6 ft	47	SF	$120	**$5,676**
41102	19.5 to 20.9 feet	Running Slope	9.0-10.0%	6 ft	8	SF	$120	**$924**
55852	22.4 to 23.4 feet	**Vertical Change**	.3	6 ft	6	REF		
38094	23.1 to 24.7 feet	**Cross Slope (Driveway)**	2.0-3.0%	6 ft	9	SF	$40	**$352**
38095	38.7 to 43.6 feet	**Cross Slope (Driveway)**	2.0-3.0%	6 ft	27	SF	$40	**$1,078**

TOTAL COST FOR: NW *side of* **ALAMEDA AVE** *Starting at:* **SIDEWALK BEGINS** **$14,102.00**

Funding Source: TBD **Year to be Completed** TBD

Street Side	Run ID	Survey Street Name	Starting Street Name	End Street Name	Priority
NW	51909261329	ALAMEDA AVE	SIDEWALK BEGINS	SIDEWALK ENDS	90

ID	Dist. from Corner	Barrier Type	As-is Measurement/Notes	Sidewalk Width	Qty	Unit	Cost	Total
60267	0.5 to 11.3 feet	Driveway				REF		
38097	0.6 to 2.2 feet	**Cross Slope (Driveway)**	13.014	6 ft	9	SF	$40	**$352**
38098	2.8 to 5.8 feet	**Cross Slope (Driveway)**	>15%	6 ft	17	SF	$40	**$660**
38100	5.8 to 7.9 feet	**Cross Slope (Driveway)**	13.014	6 ft	12	SF	$40	**$462**
38101	13.4 to 35.9 feet	Cross Slope (PAR)	3.0-4.0%	6 ft	124	SF	$120	**$14,850**
38106	36.7 to 50.2 feet	Cross Slope (PAR)	2.0-3.0%	6 ft	74	SF	$120	**$8,910**
60268	50.7 to 63.2 feet	Driveway				REF		
57601	53.5 to 54.5 feet	**Vertical Change**	2.9	6 ft	6	REF		
38108	55.3 to 61.7 feet	**Cross Slope (Driveway)**	12.0-13.0%	6 ft	35	SF	$40	**$1,408**

TOTAL COST FOR: NW *side of* **ALAMEDA AVE** *Starting at:* **SIDEWALK BEGINS** **$26,642.00**

Funding Source: TBD **Year to be Completed** TBD

Street Side	Run ID	Survey Street Name	Starting Street Name	End Street Name	Priority
NW	51909261332	ALAMEDA AVE	SIDEWALK BEGINS	SIDEWALK ENDS	88

ID	Dist. from Corner	Barrier Type	As-is Measurement/Notes	Sidewalk Width	Qty	Unit	Cost	Total
38128	18.2 to 21.8 feet	Cross Slope (PAR)	2.0-3.0%	6 ft	20	SF	$120	**$2,376**
41574	22.6 to 23.6 feet	**Vertical Change**	-1	6 ft	6	SF	$75	**$413**
60272	22.6 to 44.1 feet	Driveway				REF		
55854	22.7 to 23.7 feet	**Vertical Change**	.3	6 ft	6	REF		
38129	27.3 to 42.4 feet	**Cross Slope (Driveway)**	>15%	6 ft	83	SF	$40	**$3,322**

TOTAL COST FOR: NW *side of* **ALAMEDA AVE** *Starting at:* **SIDEWALK BEGINS** **$6,110.50**

Funding Source: TBD **Year to be Completed** TBD

Street Side	Run ID	Survey Street Name	Starting Street Name	End Street Name	Priority
SE	51909261335	ALAMEDA AVE	SIDEWALK BEGINS	SIDEWALK ENDS	83

ID	Dist. from Corner	Barrier Type	As-is Measurement/Notes	Sidewalk Width	Qty	Unit	Cost	Total
38144	9.8 to 15.7 feet	Cross Slope (PAR)	2.0-3.0%	6 ft	32	SF	$120	**$3,894**
43545	18.3 to 19.3 feet	**Vertical Change**	-.6	6 ft	6	SF	$75	**$413**
38145	21.8 to 26.8 feet	Cross Slope (PAR)	2.0-3.0%	6 ft	28	SF	$120	**$3,300**
57460	27.4 to 28.4 feet	**Vertical Change**	1.4	6 ft	6	SF	$75	**$413**
60275	27.4 to 45.8 feet	Driveway				REF		
38146	33.1 to 35.4 feet	**Cross Slope (Driveway)**	8.0-9.0%	6 ft	13	SF	$40	**$506**
38148	35.6 to 40.2 feet	**Cross Slope (Driveway)**	10.0-11.0%	6 ft	25	SF	$40	**$1,012**
38150	44.2 to 46.8 feet	**Cross Slope (Driveway)**	>15%	6 ft	14	SF	$40	**$572**

TOTAL COST FOR: SE *side of* **ALAMEDA AVE** *Starting at:* **SIDEWALK BEGINS** **$10,109.00**

Funding Source: TBD **Year to be Completed** TBD

Street Side	Run ID	Survey Street Name	Starting Street Name	End Street Name	Priority
W	1908210917	ALMA CT	VERTE ST	VERTE ST	81.5

ID	Dist. from Corner	Barrier Type	As-is Measurement/Notes	Sidewalk Width	Qty	Unit	Cost	Total
48129	1.8 to 4.1 feet	Vertical Change	-.39	5 ft	11	LF	$75	$863
2237	9.6 to 22.2 feet	Cross Slope (PAR)	2.0-3.0%	5 ft	63	SF	$120	$7,560
48420	12.9 to 13.9 feet	Vertical Change	-.38	5 ft	5	REF		
48130	20.0 to 21.0 feet	Vertical Change	-.39	5 ft	5	REF		
57814	26.6 to 60.1 feet	Driveway				REF		
2238	33.1 to 57.4 feet	Cross Slope (Driveway)	9.0-10.0%	5 ft	122	SF	$40	$4,860
50649	49.9 to 50.9 feet	Vertical Change	-.31	5 ft	5	REF		
40015	56.3 to 58.2 feet	Running Slope	6.0-7.0%	5 ft	10	REF		
45009	59.4 to 60.4 feet	Vertical Change	-.52	5 ft	5	REF		
48696	65.2 to 66.2 feet	Vertical Change	-.37	5 ft	5	LF	$75	$375
2243	70.0 to 74.2 feet	Cross Slope (PAR)	2.0-3.0%	5 ft	21	SF	$120	$2,520
52398	70.8 to 71.8 feet	Vertical Change	-.28	5 ft	5	REF		
45469	88.9 to 89.9 feet	Vertical Change	-.5	5 ft	5	SF	$75	$375
57815	94.8 to 133.9 feet	Driveway				REF		
53398	95.6 to 96.6 feet	Vertical Change	-.26	5 ft	5	REF		
46786	98.7 to 99.7 feet	Vertical Change	-.44	5 ft	5	REF		
2244	103.6 to 121.6 feet	Cross Slope (Driveway)	7.0-8.0%	5 ft	90	SF	$40	$3,600
2248	121.6 to 131.2 feet	Cross Slope (Driveway)	9.0-10.0%	5 ft	48	SF	$40	$1,920
40016	130.6 to 132.0 feet	Running Slope	5.0-6.0%	5 ft	7	REF		
46321	133.5 to 134.5 feet	Vertical Change	-.46	5 ft	5	REF		
48131	141.5 to 142.5 feet	Vertical Change	-.39	5 ft	5	LF	$75	$375
57816	145.3 to 183.9 feet	Driveway				REF		
48697	146.2 to 150.1 feet	Vertical Change	-.37	5 ft	20	REF		
2251	152.8 to 165.6 feet	Cross Slope (Driveway)	9.0-10.0%	5 ft	64	SF	$40	$2,560
2254	165.6 to 180.7 feet	Cross Slope (Driveway)	11.0-12.0%	5 ft	76	SF	$40	$3,020
40017	179.7 to 182.0 feet	Running Slope	5.0-6.0%	5 ft	12	REF		
43851	183.4 to 184.4 feet	Vertical Change	-.58	5 ft	5	REF		
2259	184.8 to 199.3 feet	Cross Slope (PAR)	2.0-3.0%	5 ft	73	SF	$120	$8,700

Funding Source: TBD **Year to be Completed** TBD

Street Side	Run ID	Survey Street Name	Starting Street Name	End Street Name	Priority
W	1908210917	ALMA CT	VERTE ST	VERTE ST	81.5

ID	Dist. from Corner	Barrier Type	As-is Measurement/Notes	Sidewalk Width	Qty	Unit	Cost	Total
49927	190.8 to 192.5 feet	Vertical Change	-.33	5 ft	9	REF		
48698	196.1 to 197.1 feet	Vertical Change	-.37	5 ft	5	REF		
52399	200.6 to 201.6 feet	Vertical Change	-.28	5 ft	5	LF	$75	**$375**
57817	201.8 to 239.0 feet	Driveway				REF		
2260	202.5 to 204.6 feet	Cross Slope (Driveway)	2.0-3.0%	5 ft	11	SF	$40	**$420**
43370	204.2 to 205.2 feet	Vertical Change	-.61	5 ft	5	REF		
2261	208.5 to 211.8 feet	Cross Slope (Driveway)	10.0-11.0%	5 ft	17	SF	$40	**$660**
2263	211.8 to 229.2 feet	Cross Slope (Driveway)	8.0-9.0%	5 ft	87	SF	$40	**$3,480**
2265	229.2 to 236.8 feet	Cross Slope (Driveway)	10.0-11.0%	5 ft	38	SF	$40	**$1,520**
40018	235.3 to 237.8 feet	Running Slope	5.0-6.0%	5 ft	13	REF		
44399	238.7 to 239.7 feet	Vertical Change	-.55	5 ft	5	REF		
41859	241.6 to 242.6 feet	Vertical Change	-.81	5 ft	5	SF	$75	**$375**
46096	246.2 to 247.2 feet	Vertical Change	-.47	5 ft	5	LF	$75	**$375**
57818	252.0 to 289.4 feet	Driveway				REF		
2266	254.2 to 255.2 feet	Cross Slope (Driveway)	2.0-3.0%	5 ft	5	SF	$40	**$200**
47478	254.6 to 255.6 feet	Vertical Change	-.41	5 ft	5	REF		
2267	258.6 to 286.4 feet	Cross Slope (Driveway)	10.0-11.0%	5 ft	139	SF	$40	**$5,560**
40019	285.2 to 286.5 feet	Running Slope	5.0-6.0%	5 ft	7	REF		
47229	288.6 to 289.6 feet	Vertical Change	-.42	5 ft	5	REF		
2270	301.4 to 306.5 feet	Cross Slope (PAR)	2.0-3.0%	5 ft	26	SF	$120	**$3,060**
2271	312.1 to 314.7 feet	Cross Slope (PAR)	2.0-3.0%	5 ft	13	SF	$120	**$1,560**
51978	317.1 to 318.1 feet	Vertical Change	-.29	5 ft	5	LF	$75	**$375**
57819	322.8 to 356.1 feet	Driveway				REF		
2272	323.8 to 326.0 feet	Cross Slope (Driveway)	2.0-3.0%	5 ft	11	SF	$40	**$440**
52400	325.8 to 326.8 feet	Vertical Change	-.28	5 ft	5	REF		
2273	329.4 to 353.2 feet	Cross Slope (Driveway)	9.0-10.0%	5 ft	119	SF	$40	**$4,760**
40020	352.2 to 353.8 feet	Running Slope	5.0-6.0%	5 ft	8	REF		
50650	355.4 to 356.4 feet	Vertical Change	-.31	5 ft	5	REF		

Funding Source: TBD **Year to be Completed** TBD

Street Side	Run ID	Survey Street Name	Starting Street Name	End Street Name	Priority
W	1908210917	ALMA CT	VERTE ST	VERTE ST	81.5

ID	Dist. from Corner	Barrier Type	As-is Measurement/Notes	Sidewalk Width	Qty	Unit	Cost	Total
45010	362.9 to 363.9 feet	Vertical Change	-.52	5 ft	5	SF	$75	**$375**
52884	369.0 to 370.0 feet	Vertical Change	-.27	5 ft	5	LF	$75	**$375**

TOTAL COST FOR: W *side of* **ALMA CT** *Starting at:* **VERTE ST** **$60,637.50**

Funding Source: TBD **Year to be Completed** TBD

Street Side	Run ID	Survey Street Name	Starting Street Name	End Street Name	Priority
W	1908231026	ALMOND CT	COTTONWOOD DR	COTTONWOOD DR	63

ID	Dist. from Corner	Barrier Type	As-is Measurement/Notes	Sidewalk Width	Qty	Unit	Cost	Total
13831	7.0 to 12.1 feet	Cross Slope (PAR)	2.0-3.0%	5 ft	26	SF	$120	**$3,060**
52321	12.4 to 13.4 feet	**Vertical Change**	-.29	5 ft	5	LF	$75	**$375**
58741	18.5 to 45.4 feet	Driveway				REF		
13832	20.1 to 25.8 feet	**Cross Slope (Driveway)**	2.0-3.0%	5 ft	28	SF	$40	**$1,140**
42210	24.4 to 25.4 feet	**Vertical Change**	-.73	5 ft	5	REF		
13833	26.8 to 46.7 feet	**Cross Slope (Driveway)**	4.0-5.0%	5 ft	100	SF	$40	**$3,980**
42442	35.4 to 36.4 feet	**Vertical Change**	-.7	5 ft	5	REF		
43351	41.2 to 42.2 feet	**Vertical Change**	-.62	5 ft	5	REF		
13839	46.7 to 54.8 feet	Cross Slope (PAR)	2.0-3.0%	5 ft	41	SF	$120	**$4,860**
44377	46.8 to 47.8 feet	**Vertical Change**	-.56	5 ft	5	REF		
52322	49.2 to 50.2 feet	**Vertical Change**	-.29	5 ft	5	REF		
58742	50.7 to 75.0 feet	Driveway				REF		
45176	54.3 to 55.3 feet	**Vertical Change**	-.52	5 ft	5	REF		
53820	54.4 to 55.4 feet	**Vertical Change**	-.26	5 ft	5	REF		
45177	56.3 to 57.3 feet	**Vertical Change**	-.52	5 ft	5	REF		
13841	57.6 to 59.7 feet	**Cross Slope (Driveway)**	2.0-3.0%	5 ft	11	SF	$40	**$420**
13843	59.7 to 73.3 feet	**Cross Slope (Driveway)**	4.0-5.0%	5 ft	68	SF	$40	**$2,720**
49557	61.6 to 62.6 feet	**Vertical Change**	-.35	5 ft	5	REF		
41442	66.6 to 67.6 feet	**Vertical Change**	-1.19	5 ft	5	REF		
45178	71.5 to 72.5 feet	**Vertical Change**	-.52	5 ft	5	REF		
13847	73.3 to 75.1 feet	**Cross Slope (Driveway)**	6.0-7.0%	5 ft	9	SF	$40	**$360**
13848	75.1 to 76.3 feet	**Cross Slope (Driveway)**	5.0-6.0%	5 ft	6	SF	$40	**$240**
44378	77.3 to 78.3 feet	**Vertical Change**	-.56	5 ft	5	REF		
13849	77.9 to 80.0 feet	Cross Slope (PAR)	2.0-3.0%	5 ft	10	SF	$120	**$1,260**
51907	82.8 to 83.8 feet	**Vertical Change**	-.3	5 ft	5	LF	$75	**$375**
42211	86.4 to 87.4 feet	**Vertical Change**	-.73	5 ft	5	SF	$75	**$375**
45665	94.2 to 95.2 feet	**Vertical Change**	-.5	5 ft	5	SF	$75	**$375**
42960	102.4 to 103.4 feet	**Vertical Change**	-.65	5 ft	5	REF		

Funding Source: TBD **Year to be Completed** TBD

Street Side	Run ID	Survey Street Name	Starting Street Name	End Street Name	Priority
W	1908231026	ALMOND CT	COTTONWOOD DR	COTTONWOOD DR	63

ID	Dist. from Corner	Barrier Type	As-is Measurement/Notes	Sidewalk Width	Qty	Unit	Cost	Total
13850	103.0 to 125.9 feet	Cross Slope (PAR)	2.0-3.0%	5 ft	115	SF	$120	**$13,740**
41875	110.6 to 111.6 feet	**Vertical Change**	-.81	5 ft	5	REF		
41964	118.7 to 119.7 feet	**Vertical Change**	-.79	5 ft	5	REF		
58743	122.2 to 153.0 feet	Driveway				REF		
43999	126.9 to 130.1 feet	**Vertical Change**	-.58	5 ft	16	REF		
13851	131.2 to 141.5 feet	**Cross Slope (Driveway)**	3.0-4.0%	5 ft	52	SF	$40	**$2,060**
42443	135.2 to 136.2 feet	**Vertical Change**	-.7	5 ft	5	REF		
41639	141.4 to 142.4 feet	**Vertical Change**	-.94	5 ft	5	REF		
13854	141.5 to 154.0 feet	**Cross Slope (Driveway)**	2.0-3.0%	5 ft	63	SF	$40	**$2,500**
42335	146.7 to 147.7 feet	**Vertical Change**	-.71	5 ft	5	REF		
42851	152.5 to 153.5 feet	**Vertical Change**	-.66	5 ft	5	REF		
44589	161.4 to 162.4 feet	**Vertical Change**	-.55	5 ft	5	SF	$75	**$375**
58744	165.4 to 196.7 feet	Driveway				REF		
52796	166.2 to 167.2 feet	**Vertical Change**	-.28	5 ft	5	REF		
42444	172.5 to 173.5 feet	**Vertical Change**	-.7	5 ft	5	REF		
13857	174.3 to 180.5 feet	**Cross Slope (Driveway)**	2.0-3.0%	5 ft	31	SF	$40	**$1,240**
57138	176.4 to 177.4 feet	**Vertical Change**	.62	5 ft	5	REF		
46073	177.2 to 178.2 feet	**Vertical Change**	-.48	5 ft	5	REF		
45866	181.7 to 182.7 feet	**Vertical Change**	-.49	5 ft	5	REF		
41783	186.4 to 187.4 feet	**Vertical Change**	-.86	5 ft	5	REF		
49558	192.5 to 193.5 feet	**Vertical Change**	-.35	5 ft	5	REF		
13860	194.7 to 196.8 feet	**Cross Slope (Driveway)**	2.0-3.0%	5 ft	11	SF	$40	**$420**
48096	198.4 to 201.4 feet	**Vertical Change**	-.4	5 ft	15	LF	$75	**$1,125**
58745	202.3 to 230.8 feet	Driveway				REF		
13861	202.4 to 211.5 feet	**Cross Slope (Driveway)**	2.0-3.0%	5 ft	46	SF	$40	**$1,820**
48376	206.1 to 207.1 feet	**Vertical Change**	-.39	5 ft	5	REF		
42852	207.7 to 208.7 feet	**Vertical Change**	-.66	5 ft	5	REF		
13864	212.4 to 229.3 feet	**Cross Slope (Driveway)**	5.0-6.0%	5 ft	85	SF	$40	**$3,380**

Funding Source: TBD **Year to be Completed** TBD

Street Side	Run ID	Survey Street Name	Starting Street Name	End Street Name	Priority
W	1908231026	ALMOND CT	COTTONWOOD DR	COTTONWOOD DR	63

ID	Dist. from Corner	Barrier Type	As-is Measurement/Notes	Sidewalk Width	Qty	Unit	Cost	Total
41813	218.2 to 219.2 feet	Vertical Change	-.84	5 ft	5	REF		
42637	230.6 to 231.6 feet	Vertical Change	-.68	5 ft	5	REF		
54125	232.4 to 233.4 feet	Vertical Change	-.25	5 ft	5	LF	$75	**$375**
13868	235.8 to 248.7 feet	Cross Slope (PAR)	2.0-3.0%	5 ft	65	SF	$120	**$7,740**
58746	242.0 to 284.8 feet	Driveway				REF		
42961	245.6 to 249.4 feet	Vertical Change	-.65	5 ft	19	REF		
13872	248.7 to 251.1 feet	Cross Slope (Driveway)	4.0-5.0%	5 ft	12	SF	$40	**$480**
13874	251.1 to 254.3 feet	Cross Slope (Driveway)	6.0-7.0%	5 ft	16	SF	$40	**$640**
13875	254.3 to 276.9 feet	Cross Slope (Driveway)	5.0-6.0%	5 ft	113	SF	$40	**$4,520**
46074	256.5 to 257.5 feet	Vertical Change	-.48	5 ft	5	REF		
41686	260.2 to 261.2 feet	Vertical Change	-.91	5 ft	5	REF		
42638	264.0 to 265.0 feet	Vertical Change	-.68	5 ft	5	REF		
44379	267.8 to 268.8 feet	Vertical Change	-.56	5 ft	5	REF		
41848	271.5 to 272.5 feet	Vertical Change	-.82	5 ft	5	REF		
44167	275.5 to 276.5 feet	Vertical Change	-.57	5 ft	5	REF		
13878	276.9 to 282.7 feet	Cross Slope (Driveway)	6.0-7.0%	5 ft	29	SF	$40	**$1,160**
43513	283.8 to 292.7 feet	Vertical Change	-.61	5 ft	45	REF		
13880	285.9 to 290.8 feet	Cross Slope (PAR)	2.0-3.0%	5 ft	25	SF	$120	**$2,940**
58747	286.3 to 315.5 feet	Driveway				REF		
13882	293.2 to 301.8 feet	Cross Slope (Driveway)	7.0-8.0%	5 ft	43	SF	$40	**$1,720**
48377	299.4 to 300.4 feet	Vertical Change	-.39	5 ft	5	REF		
13886	301.8 to 310.5 feet	Cross Slope (Driveway)	5.0-6.0%	5 ft	44	SF	$40	**$1,740**
44001	303.3 to 304.3 feet	Vertical Change	-.58	5 ft	5	REF		
48658	307.4 to 308.4 feet	Vertical Change	-.38	5 ft	5	REF		
13887	310.5 to 314.1 feet	Cross Slope (Driveway)	6.0-7.0%	5 ft	18	SF	$40	**$720**
13888	314.1 to 315.2 feet	Cross Slope (Driveway)	5.0-6.0%	5 ft	5	SF	$40	**$220**
42853	315.1 to 320.6 feet	Vertical Change	-.66	5 ft	28	REF		
13889	316.1 to 321.5 feet	Cross Slope (Driveway)	3.0-4.0%	5 ft	27	SF	$40	**$1,080**

Funding Source: TBD **Year to be Completed** TBD

Street Side	Run ID	Survey Street Name	Starting Street Name	End Street Name	Priority
W	1908231026	ALMOND CT	COTTONWOOD DR	COTTONWOOD DR	63

ID	Dist. from Corner	Barrier Type	As-is Measurement/Notes	Sidewalk Width	Qty	Unit	Cost	Total
13890	321.5 to 357.3 feet	Cross Slope (PAR)	2.0-3.0%	5 ft	179	SF	$120	**$21,480**
42640	328.4 to 329.4 feet	**Vertical Change**	-.68	5 ft	5	REF		
46756	337.1 to 338.1 feet	**Vertical Change**	-.45	5 ft	5	REF		
42733	345.6 to 346.6 feet	**Vertical Change**	-.67	5 ft	5	REF		
58748	356.5 to 394.1 feet	Driveway				REF		
41201	358.2 to 359.2 feet	**Vertical Change**	-2.4	5 ft	5	REF		
43353	360.0 to 362.9 feet	**Vertical Change**	-.62	5 ft	15	REF		
13895	361.6 to 363.7 feet	**Cross Slope (Driveway)**	2.0-3.0%	5 ft	11	SF	$40	**$420**
13897	363.7 to 370.7 feet	**Cross Slope (Driveway)**	4.0-5.0%	5 ft	35	SF	$40	**$1,400**
47199	365.7 to 366.7 feet	**Vertical Change**	-.43	5 ft	5	REF		
48378	369.6 to 370.6 feet	**Vertical Change**	-.39	5 ft	5	REF		
13901	370.7 to 390.8 feet	**Cross Slope (Driveway)**	2.0-3.0%	5 ft	101	SF	$40	**$4,020**
44591	373.3 to 374.3 feet	**Vertical Change**	-.55	5 ft	5	REF		
43514	376.8 to 377.8 feet	**Vertical Change**	-.61	5 ft	5	REF		
43680	380.0 to 381.0 feet	**Vertical Change**	-.6	5 ft	5	REF		
42734	383.2 to 384.2 feet	**Vertical Change**	-.67	5 ft	5	REF		
50591	386.7 to 387.7 feet	**Vertical Change**	-.32	5 ft	5	REF		
43833	390.2 to 391.2 feet	**Vertical Change**	-.59	5 ft	5	REF		
13904	390.8 to 395.9 feet	**Cross Slope (Driveway)**	4.0-5.0%	5 ft	26	SF	$40	**$1,020**
42524	393.8 to 399.3 feet	**Vertical Change**	-.69	5 ft	28	REF		
13908	395.9 to 408.1 feet	Cross Slope (PAR)	2.0-3.0%	5 ft	61	SF	$120	**$7,320**
58749	400.8 to 429.8 feet	Driveway				REF		
43080	403.7 to 408.3 feet	**Vertical Change**	-.64	5 ft	23	REF		
13910	408.1 to 420.2 feet	**Cross Slope (Driveway)**	4.0-5.0%	5 ft	61	SF	$40	**$2,420**
43081	413.7 to 414.7 feet	**Vertical Change**	-.64	5 ft	5	REF		
41965	417.0 to 418.0 feet	**Vertical Change**	-.79	5 ft	5	REF		
13914	420.2 to 424.7 feet	**Cross Slope (Driveway)**	2.0-3.0%	5 ft	23	SF	$40	**$900**
42735	420.7 to 421.7 feet	**Vertical Change**	-.67	5 ft	5	REF		

Funding Source: TBD **Year to be Completed** TBD

Street Side	Run ID	Survey Street Name	Starting Street Name	End Street Name	Priority
W	1908231026	ALMOND CT	COTTONWOOD DR	COTTONWOOD DR	63

ID	Dist. from Corner	Barrier Type	As-is Measurement/Notes	Sidewalk Width	Qty	Unit	Cost	Total
42736	424.4 to 425.4 feet	Vertical Change	-.67	5 ft	5	REF		
13916	424.7 to 431.0 feet	Cross Slope (Driveway)	4.0-5.0%	5 ft	32	SF	$40	**$1,260**
56938	428.0 to 429.0 feet	Vertical Change	.53	5 ft	5	REF		
42447	428.4 to 431.6 feet	Vertical Change	-.7	5 ft	16	REF		
13918	431.0 to 448.9 feet	Cross Slope (PAR)	2.0-3.0%	5 ft	90	SF	$120	**$10,740**
48379	432.8 to 433.8 feet	Vertical Change	-.39	5 ft	5	REF		
41670	443.9 to 444.9 feet	Vertical Change	-.92	5 ft	5	REF		
56929	444.0 to 445.0 feet	Vertical Change	.52	5 ft	5	REF		

TOTAL COST FOR: W *side of* **ALMOND CT** *Starting at:* **COTTONWOOD DR** **$120,515.00**

Funding Source: TBD **Year to be Completed** TBD

Street Side	Run ID	Survey Street Name	Starting Street Name	End Street Name	Priority
E	1908220910	AMADOR ST	CIRCLE DR	ROSEHILL DR	107

ID	Dist. from Corner	Barrier Type	As-is Measurement/Notes	Sidewalk Width	Qty	Unit	Cost	Total
5262	0.0 to 24.1 feet	Cross Slope (PAR)	2.0-3.0%	5 ft	108	SF	$120	**$13,014**
49353	8.2 to 9.2 feet	**Vertical Change**	-.35	5 ft	5	REF		
42090	24.1 to 25.1 feet	**Vertical Change**	-.75	5 ft	5	REF		
41862	44.1 to 45.1 feet	**Vertical Change**	-.81	5 ft	5	SF	$75	**$338**
42235	75.5 to 76.5 feet	**Vertical Change**	-.72	5 ft	5	SF	$75	**$338**
5267	96.5 to 136.4 feet	Cross Slope (PAR)	2.0-3.0%	5 ft	180	SF	$120	**$21,546**
44856	105.6 to 106.6 feet	**Vertical Change**	-.53	5 ft	5	REF		
57996	135.6 to 159.5 feet	Driveway				REF		
5272	136.4 to 140.8 feet	**Cross Slope (Driveway)**	4.0-5.0%	5 ft	20	SF	$40	**$792**
44654	140.9 to 141.9 feet	**Vertical Change**	-.54	5 ft	5	REF		
5273	144.2 to 156.0 feet	**Cross Slope (Driveway)**	11.0-12.0%	5 ft	53	SF	$40	**$2,124**
53987	159.4 to 160.4 feet	**Vertical Change**	-.25	5 ft	5	REF		
5277	159.8 to 178.5 feet	**Cross Slope (Driveway)**	5.0-6.0%	5 ft	84	SF	$40	**$3,366**
5279	178.5 to 276.2 feet	Cross Slope (PAR)	3.0-4.0%	5 ft	440	SF	$120	**$52,758**
49050	180.3 to 181.3 feet	**Vertical Change**	-.36	5 ft	5	REF		
46140	206.7 to 207.7 feet	**Vertical Change**	-.47	5 ft	5	REF		
42045	220.1 to 221.1 feet	**Vertical Change**	-.76	5 ft	5	REF		
45927	233.4 to 234.4 feet	**Vertical Change**	-.48	5 ft	5	REF		
57997	272.1 to 299.4 feet	Driveway				REF		
5284	279.7 to 285.8 feet	**Cross Slope (Driveway)**	11.0-12.0%	5 ft	27	SF	$40	**$1,098**
5286	285.8 to 296.8 feet	**Cross Slope (Driveway)**	9.0-10.0%	5 ft	50	SF	$40	**$1,980**
5288	300.0 to 376.5 feet	Cross Slope (PAR)	3.0-4.0%	5 ft	344	SF	$120	**$41,310**
53577	315.7 to 316.7 feet	**Vertical Change**	-.26	5 ft	5	REF		
51659	372.5 to 373.5 feet	**Vertical Change**	-.3	5 ft	5	REF		
5298	376.5 to 379.3 feet	Cross Slope (PAR)	2.0-3.0%	5 ft	13	SF	$120	**$1,512**

TOTAL COST FOR: E *side of* **AMADOR ST** *Starting at:* **CIRCLE DR** **$140,175.00**

Funding Source: TBD **Year to be Completed** TBD

Street Side	Run ID	Survey Street Name	Starting Street Name	End Street Name	Priority
W	1908220907	AMADOR ST	ROSEHILL DR	CIRCLE DR	108.25

ID	Dist. from Corner	Barrier Type	As-is Measurement/Notes	Sidewalk Width	Qty	Unit	Cost	Total
5196	0.6 to 4.0 feet	Cross Slope (PAR)	3.0-4.0%	5 ft	17	SF	$120	**$2,040**
5198	4.0 to 10.3 feet	Cross Slope (PAR)	5.0-6.0%	5 ft	32	SF	$120	**$3,780**
48761	7.6 to 8.6 feet	**Vertical Change**	-.37	5 ft	5	REF		
5200	10.3 to 23.5 feet	Cross Slope (PAR)	3.0-4.0%	5 ft	66	SF	$120	**$7,920**
53576	12.1 to 13.1 feet	**Vertical Change**	-.26	5 ft	5	REF		
46832	21.7 to 22.7 feet	**Vertical Change**	-.44	5 ft	5	REF		
5202	23.5 to 35.3 feet	Cross Slope (PAR)	2.0-3.0%	5 ft	59	SF	$120	**$7,080**
46372	28.4 to 29.4 feet	**Vertical Change**	-.46	5 ft	5	REF		
57992	32.8 to 57.4 feet	Driveway				REF		
50006	35.6 to 36.6 feet	**Vertical Change**	-.33	5 ft	5	REF		
5205	39.1 to 53.3 feet	**Cross Slope (Driveway)**	10.0-11.0%	5 ft	71	SF	$40	**$2,840**
40164	51.8 to 53.9 feet	Running Slope	6.0-7.0%	5 ft	11	REF		
5207	56.8 to 78.1 feet	**Cross Slope (Driveway)**	2.0-3.0%	5 ft	106	SF	$40	**$4,260**
47948	63.6 to 64.6 feet	**Vertical Change**	-.4	5 ft	5	REF		
43392	70.7 to 71.7 feet	**Vertical Change**	-.61	5 ft	5	REF		
57993	72.9 to 97.4 feet	Driveway				REF		
41742	77.7 to 78.7 feet	**Vertical Change**	-.87	5 ft	5	REF		
5209	81.8 to 95.6 feet	**Cross Slope (Driveway)**	11.0-12.0%	5 ft	69	SF	$40	**$2,760**
47058	88.3 to 89.3 feet	**Vertical Change**	-.43	5 ft	5	REF		
40165	94.3 to 95.3 feet	Running Slope	5.0-6.0%	5 ft	5	REF		
46598	98.8 to 99.8 feet	**Vertical Change**	-.45	5 ft	5	REF		
5211	99.4 to 107.5 feet	Cross Slope (PAR)	2.0-3.0%	5 ft	41	SF	$120	**$4,860**
45035	105.6 to 106.6 feet	**Vertical Change**	-.52	5 ft	5	REF		
5212	112.8 to 130.8 feet	Cross Slope (PAR)	2.0-3.0%	5 ft	90	SF	$120	**$10,800**
48193	113.0 to 114.0 feet	**Vertical Change**	-.39	5 ft	5	REF		
44226	120.2 to 121.2 feet	**Vertical Change**	-.56	5 ft	5	REF		
46373	127.5 to 128.5 feet	**Vertical Change**	-.46	5 ft	5	REF		
46833	131.1 to 132.1 feet	**Vertical Change**	-.44	5 ft	5	LF	$75	**$375**

Funding Source: TBD **Year to be Completed** TBD

Street Side	Run ID	Survey Street Name	Starting Street Name	End Street Name	Priority
W	1908220907	AMADOR ST	ROSEHILL DR	CIRCLE DR	108.25

ID	Dist. from Corner	Barrier Type	As-is Measurement/Notes	Sidewalk Width	Qty	Unit	Cost	Total
5217	139.8 to 158.3 feet	Cross Slope (PAR)	2.0-3.0%	5 ft	93	SF	$120	**$11,100**
47286	141.7 to 142.7 feet	**Vertical Change**	-.42	5 ft	5	REF		
52088	148.8 to 149.8 feet	**Vertical Change**	-.29	5 ft	5	REF		
49047	160.8 to 161.8 feet	**Vertical Change**	-.36	5 ft	5	REF		
5220	161.2 to 165.8 feet	Cross Slope (PAR)	2.0-3.0%	5 ft	23	SF	$120	**$2,760**
57994	161.8 to 188.5 feet	Driveway				REF		
44428	166.0 to 167.0 feet	**Vertical Change**	-.55	5 ft	5	REF		
5221	169.5 to 178.7 feet	**Cross Slope (Driveway)**	9.0-10.0%	5 ft	46	SF	$40	**$1,840**
52089	177.4 to 178.4 feet	**Vertical Change**	-.29	5 ft	5	REF		
5223	178.7 to 186.3 feet	**Cross Slope (Driveway)**	11.0-12.0%	5 ft	38	SF	$40	**$1,520**
40166	185.0 to 186.8 feet	Running Slope	5.0-6.0%	5 ft	9	REF		
5225	190.1 to 200.0 feet	Cross Slope (PAR)	2.0-3.0%	5 ft	50	SF	$120	**$5,940**
45926	196.4 to 197.4 feet	**Vertical Change**	-.48	5 ft	5	REF		
47287	203.1 to 204.1 feet	**Vertical Change**	-.42	5 ft	5	LF	$75	**$375**
5226	210.1 to 216.8 feet	Cross Slope (PAR)	2.0-3.0%	5 ft	34	SF	$120	**$4,020**
47949	217.8 to 218.8 feet	**Vertical Change**	-.4	5 ft	5	LF	$75	**$375**
57995	219.7 to 262.8 feet	Driveway				REF		
49048	223.0 to 224.0 feet	**Vertical Change**	-.36	5 ft	5	REF		
5227	225.8 to 231.0 feet	**Cross Slope (Driveway)**	8.0-9.0%	5 ft	26	SF	$40	**$1,040**
47288	230.8 to 231.8 feet	**Vertical Change**	-.42	5 ft	5	REF		
5229	231.0 to 244.9 feet	**Cross Slope (Driveway)**	10.0-11.0%	5 ft	70	SF	$40	**$2,780**
45232	238.1 to 239.1 feet	**Vertical Change**	-.51	5 ft	5	REF		
5233	245.6 to 248.9 feet	**Cross Slope (Driveway)**	7.0-8.0%	5 ft	17	SF	$40	**$660**
5236	250.3 to 259.7 feet	**Cross Slope (Driveway)**	10.0-11.0%	5 ft	47	SF	$40	**$1,880**
40167	259.1 to 261.0 feet	Running Slope	5.0-6.0%	5 ft	9	REF		
49668	262.5 to 263.5 feet	**Vertical Change**	-.34	5 ft	5	REF		
5238	263.7 to 277.9 feet	Cross Slope (PAR)	2.0-3.0%	5 ft	71	SF	$120	**$8,520**
47533	277.2 to 278.2 feet	**Vertical Change**	-.41	5 ft	5	REF		

Funding Source: TBD **Year to be Completed** TBD

Street Side	Run ID	Survey Street Name	Starting Street Name	End Street Name	Priority
W	1908220907	AMADOR ST	ROSEHILL DR	CIRCLE DR	108.25

ID	Dist. from Corner	Barrier Type	As-is Measurement/Notes	Sidewalk Width	Qty	Unit	Cost	Total
5240	277.9 to 318.2 feet	Cross Slope (PAR)	4.0-5.0%	5 ft	202	SF	$120	**$24,180**
44855	290.0 to 291.1 feet	**Vertical Change**	-.53	5 ft	6	REF		
50007	297.5 to 298.5 feet	**Vertical Change**	-.33	5 ft	5	REF		
57299	310.0 to 311.0 feet	**Vertical Change**	.89	5 ft	5	REF		
57375	317.4 to 318.4 feet	**Vertical Change**	1.07	5 ft	5	REF		
5245	318.2 to 324.1 feet	Cross Slope (PAR)	6.0-7.0%	5 ft	30	SF	$120	**$3,540**
5246	324.1 to 339.2 feet	Cross Slope (PAR)	5.0-6.0%	5 ft	75	SF	$120	**$9,060**
5248	339.2 to 340.2 feet	Cross Slope (PAR)	3.0-4.0%	5 ft	5	SF	$120	**$600**
47534	340.0 to 341.0 feet	**Vertical Change**	-.41	5 ft	5	REF		
5249	340.2 to 342.0 feet	Cross Slope (PAR)	2.0-3.0%	5 ft	9	SF	$120	**$1,080**
5250	360.7 to 402.3 feet	Cross Slope (PAR)	2.0-3.0%	5 ft	208	SF	$120	**$24,960**
53051	370.1 to 371.1 feet	**Vertical Change**	-.27	5 ft	5	REF		
5259	406.5 to 424.8 feet	Cross Slope (PAR)	2.0-3.0%	5 ft	92	SF	$120	**$10,980**

TOTAL COST FOR: W *side of* **AMADOR ST** *Starting at:* **ROSEHILL DR** **$163,925.00**

Funding Source: TBD **Year to be Completed** TBD

Street Side	Run ID	Survey Street Name	Starting Street Name	End Street Name	Priority
E	1908221412	AUTUMN WAY	ACACIA CT	PARKRIDGE DR	60

ID	Dist. from Corner	Barrier Type	As-is Measurement/Notes	Sidewalk Width	Qty	Unit	Cost	Total
8732	0.0 to 17.8 feet	Cross Slope (PAR)	2.0-3.0%	5 ft	89	SF	$120	**$10,680**
42683	7.4 to 8.4 feet	**Vertical Change**	-.67	5 ft	5	REF		
43417	20.0 to 21.0 feet	**Vertical Change**	-.61	5 ft	5	REF		
8733	20.2 to 107.2 feet	Cross Slope (PAR)	2.0-3.0%	5 ft	435	SF	$120	**$52,200**
49110	35.1 to 36.1 feet	**Vertical Change**	-.36	5 ft	5	REF		
50438	50.2 to 51.2 feet	**Vertical Change**	-.32	5 ft	5	REF		
41723	65.1 to 66.1 feet	**Vertical Change**	-.88	5 ft	5	REF		
54137	65.2 to 66.2 feet	**Vertical Change**	.25	5 ft	5	REF		
46642	79.5 to 80.5 feet	**Vertical Change**	-.45	5 ft	5	REF		
44462	86.6 to 87.6 feet	**Vertical Change**	-.55	5 ft	5	REF		
46416	93.7 to 94.7 feet	**Vertical Change**	-.46	5 ft	5	REF		
8739	115.7 to 122.8 feet	Cross Slope (PAR)	2.0-3.0%	5 ft	36	SF	$120	**$4,260**
8742	122.8 to 188.0 feet	Cross Slope (PAR)	4.0-5.0%	5 ft	326	SF	$120	**$39,120**
43588	138.0 to 139.0 feet	**Vertical Change**	-.6	5 ft	5	REF		
47335	153.1 to 154.1 feet	**Vertical Change**	-.42	5 ft	5	REF		
49111	167.7 to 168.7 feet	**Vertical Change**	-.36	5 ft	5	REF		
44463	182.3 to 183.3 feet	**Vertical Change**	-.55	5 ft	5	REF		
53136	187.1 to 188.1 feet	**Vertical Change**	-.27	5 ft	5	REF		

TOTAL COST FOR: E *side of* **AUTUMN WAY** *Starting at:* **ACACIA CT** **$106,260.00**

Funding Source: TBD **Year to be Completed** TBD

Street Side	Run ID	Survey Street Name	Starting Street Name	End Street Name	Priority
W	1908221057	AUTUMN WAY	CANAL DR	HOWELL RD	102.25

ID	Dist. from Corner	Barrier Type	As-is Measurement/Notes	Sidewalk Width	Qty	Unit	Cost	Total
52110	0.7 to 1.7 feet	Vertical Change	-.29	5 ft	5	REF		
6870	0.7 to 7.8 feet	Cross Slope (PAR)	3.0-4.0%	5 ft	32	SF	$120	**$3,834**
58140	3.4 to 27.3 feet	Driveway				REF		
44667	8.6 to 9.6 feet	Vertical Change	-.54	5 ft	5	REF		
6871	11.7 to 25.9 feet	Cross Slope (Driveway)	11.0-12.0%	5 ft	64	SF	$40	**$2,556**
44049	27.3 to 28.3 feet	Vertical Change	-.57	5 ft	5	REF		
6872	29.3 to 74.7 feet	Cross Slope (PAR)	4.0-5.0%	5 ft	204	SF	$120	**$24,516**
53071	40.4 to 41.4 feet	Vertical Change	-.27	5 ft	5	REF		
41837	52.5 to 53.5 feet	Vertical Change	-.82	5 ft	5	REF		
6879	74.7 to 84.2 feet	Cross Slope (PAR)	2.0-3.0%	5 ft	43	SF	$120	**$5,130**
50777	82.1 to 83.1 feet	Vertical Change	-.31	5 ft	5	REF		
58141	84.8 to 109.9 feet	Driveway				REF		
6882	87.6 to 88.8 feet	Cross Slope (Driveway)	2.0-3.0%	5 ft	5	SF	$40	**$216**
6883	93.0 to 106.4 feet	Cross Slope (Driveway)	10.0-11.0%	5 ft	60	SF	$40	**$2,412**
6885	106.4 to 107.7 feet	Cross Slope (Driveway)	8.0-9.0%	5 ft	6	SF	$40	**$234**
52564	108.5 to 109.5 feet	Vertical Change	-.28	5 ft	5	REF		
53072	112.8 to 113.8 feet	Vertical Change	-.27	5 ft	5	LF	$75	**$338**
6886	116.3 to 137.3 feet	Cross Slope (PAR)	2.0-3.0%	5 ft	95	SF	$120	**$11,340**
52111	116.6 to 117.6 feet	Vertical Change	-.29	5 ft	5	REF		
41983	135.8 to 136.8 feet	Vertical Change	-.78	5 ft	5	REF		
6889	137.3 to 163.3 feet	Cross Slope (PAR)	4.0-5.0%	5 ft	117	SF	$120	**$14,040**
50028	156.1 to 157.1 feet	Vertical Change	-.33	5 ft	5	REF		
58142	156.8 to 185.9 feet	Driveway				REF		
45246	161.8 to 162.8 feet	Vertical Change	-.51	5 ft	5	REF		
6892	166.9 to 183.9 feet	Cross Slope (Driveway)	10.0-11.0%	5 ft	77	SF	$40	**$3,060**
46849	174.3 to 175.3 feet	Vertical Change	-.44	5 ft	5	REF		
46399	187.3 to 188.3 feet	Vertical Change	-.46	5 ft	5	REF		
6895	187.4 to 229.6 feet	Cross Slope (PAR)	4.0-5.0%	5 ft	190	SF	$120	**$22,788**

Funding Source: TBD **Year to be Completed** TBD

Street Side	Run ID	Survey Street Name	Starting Street Name	End Street Name	Priority
W	1908221057	AUTUMN WAY	CANAL DR	HOWELL RD	102.25

ID	Dist. from Corner	Barrier Type	As-is Measurement/Notes	Sidewalk Width	Qty	Unit	Cost	Total
46850	217.0 to 218.0 feet	Vertical Change	-.44	5 ft	5	REF		
6898	229.6 to 233.7 feet	Cross Slope (PAR)	2.0-3.0%	5 ft	18	SF	$120	**$2,214**
49370	231.8 to 232.8 feet	Vertical Change	-.35	5 ft	5	REF		
6900	233.7 to 244.3 feet	Cross Slope (PAR)	4.0-5.0%	5 ft	48	SF	$120	**$5,724**
58143	238.0 to 263.9 feet	Driveway				REF		
6902	244.9 to 246.1 feet	Cross Slope (Driveway)	7.0-8.0%	5 ft	5	SF	$40	**$216**
46615	245.0 to 246.0 feet	Vertical Change	-.45	5 ft	5	REF		
6903	247.9 to 261.3 feet	Cross Slope (Driveway)	9.0-10.0%	5 ft	60	SF	$40	**$2,412**
43582	262.9 to 263.9 feet	Vertical Change	-.6	5 ft	5	REF		
6905	265.0 to 293.2 feet	Cross Slope (PAR)	3.0-4.0%	5 ft	127	SF	$120	**$15,228**
53073	265.5 to 266.5 feet	Vertical Change	-.27	5 ft	5	REF		
47309	272.5 to 273.5 feet	Vertical Change	-.42	5 ft	5	REF		
43124	284.0 to 285.0 feet	Vertical Change	-.63	5 ft	5	REF		
44440	292.4 to 293.4 feet	Vertical Change	-.55	5 ft	5	REF		
6909	293.2 to 306.7 feet	Cross Slope (PAR)	5.0-6.0%	5 ft	61	SF	$120	**$7,290**
58144	303.0 to 326.7 feet	Driveway				REF		
6915	306.7 to 309.4 feet	Cross Slope (Driveway)	3.0-4.0%	5 ft	12	SF	$40	**$486**
46616	308.2 to 309.2 feet	Vertical Change	-.45	5 ft	5	REF		
6916	312.8 to 324.8 feet	Cross Slope (Driveway)	9.0-10.0%	5 ft	54	SF	$40	**$2,160**
48791	326.5 to 327.5 feet	Vertical Change	-.37	5 ft	5	REF		
6918	328.2 to 402.7 feet	Cross Slope (PAR)	4.0-5.0%	5 ft	335	SF	$120	**$40,230**
50396	353.8 to 354.8 feet	Vertical Change	-.32	5 ft	5	REF		
47310	378.5 to 379.5 feet	Vertical Change	-.42	5 ft	5	REF		
6930	402.7 to 420.2 feet	Cross Slope (PAR)	2.0-3.0%	5 ft	79	SF	$120	**$9,450**
6932	420.2 to 428.8 feet	Cross Slope (PAR)	4.0-5.0%	5 ft	39	SF	$120	**$4,644**
58145	423.4 to 448.8 feet	Driveway				REF		
6934	431.6 to 446.7 feet	Cross Slope (Driveway)	9.0-10.0%	5 ft	68	SF	$40	**$2,718**
40257	445.8 to 446.8 feet	Running Slope	5.0-6.0%	5 ft	5	REF		

Funding Source: TBD **Year to be Completed** TBD

Street Side	Run ID	Survey Street Name	Starting Street Name	End Street Name	Priority
W	1908221057	AUTUMN WAY	CANAL DR	HOWELL RD	102.25

ID	Dist. from Corner	Barrier Type	As-is Measurement/Notes	Sidewalk Width	Qty	Unit	Cost	Total
56922	447.8 to 448.8 feet	Vertical Change	.52	5 ft	5	REF		
6936	450.3 to 461.9 feet	Cross Slope (PAR)	2.0-3.0%	5 ft	52	SF	$120	$6,264
52112	456.8 to 457.8 feet	Vertical Change	-.29	5 ft	5	REF		
58146	458.2 to 483.3 feet	Driveway				REF		
52113	463.4 to 464.4 feet	Vertical Change	-.29	5 ft	5	REF		
6937	465.3 to 480.9 feet	Cross Slope (Driveway)	9.0-10.0%	5 ft	70	SF	$40	$2,808
51683	482.6 to 483.6 feet	Vertical Change	-.3	5 ft	5	REF		
6939	485.0 to 497.9 feet	Cross Slope (PAR)	2.0-3.0%	5 ft	58	SF	$120	$6,966
6940	500.2 to 532.6 feet	Cross Slope (PAR)	2.0-3.0%	5 ft	146	SF	$120	$17,496
46617	511.4 to 512.4 feet	Vertical Change	-.45	5 ft	5	REF		
58147	526.8 to 562.4 feet	Driveway				REF		
52565	532.2 to 533.2 feet	Vertical Change	-.28	5 ft	5	REF		
6941	536.1 to 560.3 feet	Cross Slope (Driveway)	8.0-9.0%	5 ft	109	SF	$40	$4,356
42132	550.0 to 551.0 feet	Vertical Change	-.74	5 ft	5	REF		
48501	562.8 to 563.8 feet	Vertical Change	-.38	5 ft	5	LF	$75	$338
6944	567.7 to 570.3 feet	Cross Slope (PAR)	2.0-3.0%	5 ft	12	SF	$120	$1,404
6945	574.6 to 576.2 feet	Cross Slope (PAR)	2.0-3.0%	5 ft	7	SF	$120	$864
47079	583.2 to 584.2 feet	Vertical Change	-.43	5 ft	5	LF	$75	$338
49371	602.6 to 603.6 feet	Vertical Change	-.35	5 ft	5	LF	$75	$338
6946	604.9 to 634.3 feet	Cross Slope (PAR)	2.0-3.0%	5 ft	132	SF	$120	$15,876
47311	622.8 to 623.8 feet	Vertical Change	-.42	5 ft	5	REF		
6948	638.2 to 657.4 feet	Cross Slope (PAR)	2.0-3.0%	5 ft	86	SF	$120	$10,368
41984	643.2 to 644.2 feet	Vertical Change	-.78	5 ft	5	REF		
58148	652.0 to 681.4 feet	Driveway				REF		
6953	661.0 to 667.0 feet	Cross Slope (Driveway)	10.0-11.0%	5 ft	27	SF	$40	$1,080
6955	667.0 to 671.9 feet	Cross Slope (Driveway)	12.0-13.0%	5 ft	22	SF	$40	$882
6957	671.9 to 677.9 feet	Cross Slope (Driveway)	10.0-11.0%	5 ft	27	SF	$40	$1,080
40258	677.6 to 679.1 feet	Running Slope	5.0-6.0%	5 ft	7	REF		

Funding Source: TBD **Year to be Completed** TBD

Street Side	Run ID	Survey Street Name	Starting Street Name	End Street Name	Priority
W	1908221057	AUTUMN WAY	CANAL DR	HOWELL RD	102.25

ID	Dist. from Corner	Barrier Type	As-is Measurement/Notes	Sidewalk Width	Qty	Unit	Cost	Total
6959	680.9 to 697.0 feet	Cross Slope (Driveway)	4.0-5.0%	5 ft	72	SF	$40	$2,898
47964	681.9 to 682.9 feet	Vertical Change	-.4	5 ft	5	REF		
58149	692.2 to 716.7 feet	Driveway				REF		
52566	698.2 to 699.2 feet	Vertical Change	-.28	5 ft	5	REF		
6963	699.6 to 715.0 feet	Cross Slope (Driveway)	8.0-9.0%	5 ft	69	SF	$40	$2,772
40259	714.3 to 715.4 feet	Running Slope	5.0-6.0%	5 ft	5	REF		
48217	716.7 to 717.7 feet	Vertical Change	-.39	5 ft	5	REF		
6966	724.4 to 737.6 feet	Cross Slope (PAR)	2.0-3.0%	5 ft	59	SF	$120	$7,128
6968	737.6 to 745.7 feet	Cross Slope (PAR)	4.0-5.0%	5 ft	36	SF	$120	$4,374
45247	741.8 to 742.8 feet	Vertical Change	-.51	5 ft	5	REF		
6970	745.7 to 750.3 feet	Cross Slope (PAR)	2.0-3.0%	5 ft	21	SF	$120	$2,484

TOTAL COST FOR: W *side of* **AUTUMN WAY** *Starting at:* **CANAL DR** **$273,348.00**

Funding Source: TBD **Year to be Completed** TBD

Street Side	Run ID	Survey Street Name	Starting Street Name	End Street Name	Priority
E	1908221103	AUTUMN WAY	HOWELL RD	HOLIDAY WAY	102.25

ID	Dist. from Corner	Barrier Type	As-is Measurement/Notes	Sidewalk Width	Qty	Unit	Cost	Total
6971	0.0 to 1.8 feet	Cross Slope (PAR)	3.0-4.0%	5 ft	8	SF	$120	**$972**
6972	1.8 to 4.7 feet	Cross Slope (PAR)	2.0-3.0%	5 ft	13	SF	$120	**$1,566**
6973	9.8 to 14.2 feet	Cross Slope (PAR)	2.0-3.0%	5 ft	20	SF	$120	**$2,376**
42133	12.1 to 13.1 feet	**Vertical Change**	-.74	5 ft	5	REF		
6975	14.2 to 52.3 feet	Cross Slope (PAR)	4.0-5.0%	5 ft	171	SF	$120	**$20,574**
42476	27.8 to 28.8 feet	**Vertical Change**	-.69	5 ft	5	REF		
44238	47.4 to 48.4 feet	**Vertical Change**	-.56	5 ft	5	REF		
6981	52.3 to 59.2 feet	Cross Slope (PAR)	6.0-7.0%	5 ft	31	SF	$120	**$3,726**
58150	57.9 to 80.8 feet	Driveway				REF		
6982	59.2 to 62.8 feet	**Cross Slope (Driveway)**	5.0-6.0%	5 ft	16	SF	$40	**$648**
6983	63.6 to 64.7 feet	**Cross Slope (Driveway)**	7.0-8.0%	5 ft	5	SF	$40	**$198**
6984	65.4 to 76.5 feet	**Cross Slope (Driveway)**	9.0-10.0%	5 ft	50	SF	$40	**$1,998**
6986	76.5 to 78.6 feet	**Cross Slope (Driveway)**	7.0-8.0%	5 ft	9	SF	$40	**$378**
6987	81.3 to 88.3 feet	**Cross Slope (Driveway)**	2.0-3.0%	5 ft	32	SF	$40	**$1,260**
58151	87.4 to 115.6 feet	Driveway				REF		
54004	92.1 to 93.1 feet	**Vertical Change**	-.25	5 ft	5	REF		
6990	95.3 to 113.1 feet	**Cross Slope (Driveway)**	7.0-8.0%	5 ft	80	SF	$40	**$3,204**
6994	116.0 to 117.3 feet	**Cross Slope (Driveway)**	2.0-3.0%	5 ft	6	SF	$40	**$234**
49699	116.2 to 117.2 feet	**Vertical Change**	-.34	5 ft	5	REF		
50778	125.1 to 126.1 feet	**Vertical Change**	-.31	5 ft	5	LF	$75	**$338**
51684	137.1 to 138.1 feet	**Vertical Change**	-.3	5 ft	5	LF	$75	**$338**
6995	141.5 to 171.6 feet	Cross Slope (PAR)	2.0-3.0%	5 ft	135	SF	$120	**$16,254**
49080	157.0 to 158.0 feet	**Vertical Change**	-.36	5 ft	5	REF		
58152	166.4 to 208.1 feet	Driveway				REF		
6998	173.0 to 174.0 feet	**Cross Slope (Driveway)**	5.0-6.0%	5 ft	5	SF	$40	**$180**
6999	174.8 to 207.6 feet	**Cross Slope (Driveway)**	7.0-8.0%	5 ft	148	SF	$40	**$5,904**
7006	207.6 to 213.1 feet	**Cross Slope (Driveway)**	5.0-6.0%	5 ft	25	SF	$40	**$990**
49081	207.8 to 208.8 feet	**Vertical Change**	-.36	5 ft	5	REF		

Funding Source: TBD **Year to be Completed** TBD

Street Side	Run ID	Survey Street Name	Starting Street Name	End Street Name	Priority
E	1908221103	AUTUMN WAY	HOWELL RD	HOLIDAY WAY	102.25

ID	Dist. from Corner	Barrier Type	As-is Measurement/Notes	Sidewalk Width	Qty	Unit	Cost	Total
7008	213.1 to 236.9 feet	Cross Slope (PAR)	3.0-4.0%	5 ft	107	SF	$120	**$12,852**
47080	218.1 to 219.1 feet	**Vertical Change**	-.43	5 ft	5	REF		
41938	235.9 to 236.9 feet	**Vertical Change**	-.79	5 ft	5	REF		
7011	236.9 to 243.4 feet	Cross Slope (PAR)	2.0-3.0%	5 ft	29	SF	$120	**$3,510**
58153	239.3 to 264.0 feet	Driveway				REF		
45041	244.6 to 245.6 feet	**Vertical Change**	-.52	5 ft	5	REF		
7012	247.1 to 261.7 feet	**Cross Slope (Driveway)**	10.0-11.0%	5 ft	66	SF	$40	**$2,628**
7014	265.0 to 292.8 feet	Cross Slope (PAR)	3.0-4.0%	5 ft	125	SF	$120	**$15,012**
43877	275.1 to 276.1 feet	**Vertical Change**	-.58	5 ft	5	REF		
7016	292.8 to 296.9 feet	Cross Slope (PAR)	2.0-3.0%	5 ft	18	SF	$120	**$2,214**
7017	300.5 to 305.4 feet	Cross Slope (PAR)	2.0-3.0%	5 ft	22	SF	$120	**$2,646**
44668	301.4 to 302.4 feet	**Vertical Change**	-.54	5 ft	5	REF		
45743	306.5 to 307.5 feet	**Vertical Change**	-.49	5 ft	5	LF	$75	**$338**
7018	308.3 to 310.3 feet	Cross Slope (PAR)	2.0-3.0%	5 ft	9	SF	$120	**$1,080**
51685	311.7 to 312.7 feet	**Vertical Change**	-.3	5 ft	5	LF	$75	**$338**
42293	316.8 to 317.8 feet	**Vertical Change**	-.71	5 ft	5	SF	$75	**$338**
58154	319.0 to 344.0 feet	Driveway				REF		
42564	321.3 to 322.3 feet	**Vertical Change**	-.68	5 ft	5	REF		
7019	323.3 to 324.3 feet	**Cross Slope (Driveway)**	2.0-3.0%	5 ft	5	SF	$40	**$180**
47965	325.4 to 326.4 feet	**Vertical Change**	-.4	5 ft	5	REF		
7020	327.8 to 337.2 feet	**Cross Slope (Driveway)**	9.0-10.0%	5 ft	42	SF	$40	**$1,692**
7022	337.2 to 341.1 feet	**Cross Slope (Driveway)**	11.0-12.0%	5 ft	18	SF	$40	**$702**
52567	343.3 to 344.3 feet	**Vertical Change**	-.28	5 ft	5	REF		
7024	344.0 to 360.9 feet	**Cross Slope (Driveway)**	5.0-6.0%	5 ft	76	SF	$40	**$3,042**
7028	360.9 to 387.3 feet	Cross Slope (PAR)	3.0-4.0%	5 ft	119	SF	$120	**$14,256**
49082	367.7 to 368.7 feet	**Vertical Change**	-.36	5 ft	5	REF		
47560	387.1 to 388.1 feet	**Vertical Change**	-.41	5 ft	5	REF		
7031	387.3 to 396.2 feet	Cross Slope (PAR)	2.0-3.0%	5 ft	40	SF	$120	**$4,806**

Funding Source: TBD **Year to be Completed** TBD

Street Side	Run ID	Survey Street Name	Starting Street Name	End Street Name	Priority
E	1908221103	AUTUMN WAY	HOWELL RD	HOLIDAY WAY	102.25

ID	Dist. from Corner	Barrier Type	As-is Measurement/Notes	Sidewalk Width	Qty	Unit	Cost	Total
58155	389.8 to 418.2 feet	Driveway				REF		
53074	395.9 to 396.9 feet	Vertical Change	-.27	5 ft	5	REF		
7033	399.4 to 407.0 feet	Cross Slope (Driveway)	9.0-10.0%	5 ft	34	SF	$40	**$1,368**
7035	407.0 to 415.8 feet	Cross Slope (Driveway)	11.0-12.0%	5 ft	40	SF	$40	**$1,584**
46400	407.4 to 408.4 feet	Vertical Change	-.46	5 ft	5	REF		
53614	412.9 to 413.9 feet	Vertical Change	-.26	5 ft	5	REF		
51686	418.8 to 419.8 feet	Vertical Change	-.3	5 ft	5	REF		
7036	419.1 to 425.3 feet	Cross Slope (PAR)	3.0-4.0%	5 ft	28	SF	$120	**$3,348**
7039	425.3 to 467.9 feet	Cross Slope (PAR)	2.0-3.0%	5 ft	192	SF	$120	**$23,004**
45951	439.1 to 440.1 feet	Vertical Change	-.48	5 ft	5	REF		
50779	462.4 to 463.4 feet	Vertical Change	-.31	5 ft	5	REF		
58156	463.8 to 487.6 feet	Driveway				REF		
7043	467.9 to 469.0 feet	Cross Slope (Driveway)	4.0-5.0%	5 ft	5	SF	$40	**$198**
51687	468.0 to 469.0 feet	Vertical Change	-.3	5 ft	5	REF		
7044	470.3 to 473.3 feet	Cross Slope (Driveway)	7.0-8.0%	5 ft	14	SF	$40	**$540**
7046	473.3 to 485.0 feet	Cross Slope (Driveway)	9.0-10.0%	5 ft	53	SF	$40	**$2,106**
54005	487.3 to 490.9 feet	Vertical Change	-.25	5 ft	16	REF		
7049	488.8 to 511.2 feet	Cross Slope (PAR)	2.0-3.0%	5 ft	101	SF	$120	**$12,096**
50780	502.1 to 503.1 feet	Vertical Change	-.31	5 ft	5	REF		
48218	510.1 to 511.1 feet	Vertical Change	-.39	5 ft	5	REF		
7051	511.2 to 526.5 feet	Cross Slope (PAR)	4.0-5.0%	5 ft	69	SF	$120	**$8,262**
7053	526.5 to 538.2 feet	Cross Slope (PAR)	2.0-3.0%	5 ft	53	SF	$120	**$6,318**
51688	529.7 to 530.7 feet	Vertical Change	-.3	5 ft	5	REF		
49700	537.4 to 538.4 feet	Vertical Change	-.34	5 ft	5	REF		
58157	539.2 to 563.0 feet	Driveway				REF		
7054	543.1 to 544.1 feet	Cross Slope (Driveway)	2.0-3.0%	5 ft	5	SF	$40	**$180**
50397	543.6 to 544.6 feet	Vertical Change	-.32	5 ft	5	REF		
7055	546.9 to 553.8 feet	Cross Slope (Driveway)	8.0-9.0%	5 ft	31	SF	$40	**$1,242**

Funding Source: TBD **Year to be Completed** TBD

Street Side	Run ID	Survey Street Name	Starting Street Name	End Street Name	Priority
E	1908221103	AUTUMN WAY	HOWELL RD	HOLIDAY WAY	102.25

ID	Dist. from Corner	Barrier Type	As-is Measurement/Notes	Sidewalk Width	Qty	Unit	Cost	Total
7057	553.8 to 559.5 feet	Cross Slope (Driveway)	10.0-11.0%	5 ft	26	SF	$40	$1,026
50398	561.9 to 562.9 feet	Vertical Change	-.32	5 ft	5	REF		
7060	562.3 to 621.6 feet	Cross Slope (Driveway)	4.0-5.0%	5 ft	267	SF	$40	$10,674
52568	570.9 to 571.9 feet	Vertical Change	-.28	5 ft	5	REF		
45744	579.1 to 580.1 feet	Vertical Change	-.49	5 ft	5	REF		
46851	598.7 to 599.7 feet	Vertical Change	-.44	5 ft	5	REF		
49372	612.2 to 613.2 feet	Vertical Change	-.35	5 ft	5	REF		
58158	615.0 to 643.2 feet	Driveway				REF		
7069	625.3 to 642.1 feet	Cross Slope (Driveway)	8.0-9.0%	5 ft	76	SF	$40	$3,024
40260	640.4 to 641.5 feet	Running Slope	5.0-6.0%	5 ft	5	REF		
50781	643.8 to 644.8 feet	Vertical Change	-.31	5 ft	5	LF	$75	$338
7071	645.6 to 801.3 feet	Cross Slope (PAR)	3.0-4.0%	5 ft	701	SF	$120	$84,078
45952	655.5 to 656.5 feet	Vertical Change	-.48	5 ft	5	REF		
42011	687.8 to 688.8 feet	Vertical Change	-.77	5 ft	5	REF		
47312	687.8 to 688.8 feet	Vertical Change	-.42	5 ft	5	REF		
49701	702.4 to 703.4 feet	Vertical Change	-.34	5 ft	5	REF		
44441	719.8 to 720.8 feet	Vertical Change	-.55	5 ft	5	REF		
45745	736.7 to 740.6 feet	Vertical Change	-.49	5 ft	18	REF		
42566	754.8 to 755.8 feet	Vertical Change	-.68	5 ft	5	REF		
43400	772.7 to 773.7 feet	Vertical Change	-.61	5 ft	5	REF		
41985	789.9 to 790.9 feet	Vertical Change	-.78	5 ft	5	REF		
7084	801.3 to 813.2 feet	Cross Slope (PAR)	5.0-6.0%	5 ft	54	SF	$120	$6,426
41939	807.6 to 808.6 feet	Vertical Change	-.79	5 ft	5	REF		
7086	813.2 to 817.2 feet	Cross Slope (PAR)	3.0-4.0%	5 ft	18	SF	$120	$2,160
58159	814.3 to 856.8 feet	Driveway				REF		
47966	817.4 to 818.4 feet	Vertical Change	-.4	5 ft	5	REF		
7087	820.7 to 833.1 feet	Cross Slope (Driveway)	10.0-11.0%	5 ft	56	SF	$40	$2,232
7089	833.1 to 847.7 feet	Cross Slope (Driveway)	12.0-13.0%	5 ft	66	SF	$40	$2,628

Funding Source: TBD **Year to be Completed** TBD

Street Side	Run ID	Survey Street Name	Starting Street Name	End Street Name	Priority
E	1908221103	AUTUMN WAY	HOWELL RD	HOLIDAY WAY	102.25

ID	Dist. from Corner	Barrier Type	As-is Measurement/Notes	Sidewalk Width	Qty	Unit	Cost	Total
7091	847.7 to 852.7 feet	Cross Slope (Driveway)	10.0-11.0%	5 ft	23	SF	$40	**$900**
50782	853.2 to 854.2 feet	Vertical Change	-.31	5 ft	5	REF		
7093	855.7 to 856.7 feet	Cross Slope (Driveway)	3.0-4.0%	5 ft	5	SF	$40	**$180**
7094	856.7 to 864.0 feet	Cross Slope (Driveway)	2.0-3.0%	5 ft	33	SF	$40	**$1,314**
53615	868.0 to 869.0 feet	Vertical Change	-.26	5 ft	5	LF	$75	**$338**
7095	886.8 to 922.1 feet	Cross Slope (PAR)	2.0-3.0%	5 ft	159	SF	$120	**$19,062**
43583	916.4 to 917.4 feet	Vertical Change	-.6	5 ft	5	REF		
7098	930.2 to 941.3 feet	Cross Slope (PAR)	2.0-3.0%	5 ft	50	SF	$120	**$5,994**
7100	941.3 to 958.4 feet	Cross Slope (PAR)	4.0-5.0%	5 ft	77	SF	$120	**$9,234**
7102	959.4 to 966.7 feet	Cross Slope (PAR)	2.0-3.0%	5 ft	33	SF	$120	**$3,942**
48792	964.1 to 965.1 feet	Vertical Change	-.37	5 ft	5	REF		

TOTAL COST FOR: E *side of* **AUTUMN WAY** *Starting at:* **HOWELL RD** **$340,564.50**

Funding Source: TBD **Year to be Completed** TBD

Street Side	Run ID	Survey Street Name	Starting Street Name	End Street Name	Priority
W	1908221415	AUTUMN WAY	PARKRIDGE DR	ROSE AVE	94.75

ID	Dist. from Corner	Barrier Type	As-is Measurement/Notes	Sidewalk Width	Qty	Unit	Cost	Total
42094	1.0 to 2.0 feet	Vertical Change	-.75	5 ft	5	SF	$75	$375
56953	6.4 to 7.4 feet	Vertical Change	.55	5 ft	5	REF		
8751	6.6 to 19.8 feet	Cross Slope (PAR)	2.0-3.0%	5 ft	66	SF	$120	$7,920
43589	15.4 to 16.4 feet	Vertical Change	-.6	5 ft	5	REF		
58319	18.7 to 55.8 feet	Driveway				REF		
43890	20.3 to 21.3 feet	Vertical Change	-.58	5 ft	5	REF		
41348	24.2 to 25.2 feet	Vertical Change	-1.4	5 ft	5	REF		
8752	27.3 to 53.0 feet	Cross Slope (Driveway)	9.0-10.0%	5 ft	129	SF	$40	$5,140
42297	39.5 to 40.5 feet	Vertical Change	-.71	5 ft	5	REF		
40303	52.0 to 53.8 feet	Running Slope	6.0-7.0%	5 ft	9	REF		
44064	55.1 to 56.1 feet	Vertical Change	-.57	5 ft	5	REF		
8760	55.8 to 62.0 feet	Cross Slope (Driveway)	2.0-3.0%	5 ft	31	SF	$40	$1,240
46181	58.3 to 59.3 feet	Vertical Change	-.47	5 ft	5	REF		
46182	62.8 to 63.8 feet	Vertical Change	-.47	5 ft	5	LF	$75	$375
58320	66.8 to 104.5 feet	Driveway				REF		
45546	68.4 to 69.4 feet	Vertical Change	-.5	5 ft	5	REF		
8761	68.7 to 72.3 feet	Cross Slope (Driveway)	2.0-3.0%	5 ft	18	SF	$40	$720
45057	72.4 to 73.4 feet	Vertical Change	-.52	5 ft	5	REF		
8762	75.7 to 101.1 feet	Cross Slope (Driveway)	10.0-11.0%	5 ft	127	SF	$40	$5,080
43891	87.8 to 88.8 feet	Vertical Change	-.58	5 ft	5	REF		
8766	101.1 to 102.1 feet	Cross Slope (Driveway)	8.0-9.0%	5 ft	5	SF	$40	$200
40304	101.8 to 102.9 feet	Running Slope	7.0-8.0%	5 ft	6	REF		
47106	104.6 to 105.6 feet	Vertical Change	-.43	5 ft	5	REF		
8767	104.9 to 129.3 feet	Cross Slope (PAR)	2.0-3.0%	5 ft	122	SF	$120	$14,640
43418	108.5 to 109.5 feet	Vertical Change	-.61	5 ft	5	REF		
43130	114.5 to 115.5 feet	Vertical Change	-.63	5 ft	5	REF		
46183	124.5 to 125.5 feet	Vertical Change	-.47	5 ft	5	REF		
49112	134.2 to 135.2 feet	Vertical Change	-.36	5 ft	5	LF	$75	$375

Funding Source: TBD **Year to be Completed** TBD

Street Side	Run ID	Survey Street Name	Starting Street Name	End Street Name	Priority
W	1908221415	AUTUMN WAY	PARKRIDGE DR	ROSE AVE	94.75

ID	Dist. from Corner	Barrier Type	As-is Measurement/Notes	Sidewalk Width	Qty	Unit	Cost	Total
8769	139.3 to 163.1 feet	Cross Slope (PAR)	2.0-3.0%	5 ft	119	SF	$120	**$14,280**
45547	144.0 to 145.0 feet	Vertical Change	-.5	5 ft	5	REF		
53662	154.0 to 155.0 feet	Vertical Change	-.26	5 ft	5	REF		
58321	157.3 to 184.6 feet	Driveway				REF		
47577	159.7 to 160.7 feet	Vertical Change	-.41	5 ft	5	REF		
44875	163.6 to 164.6 feet	Vertical Change	-.53	5 ft	5	REF		
8774	166.3 to 172.3 feet	Cross Slope (Driveway)	8.0-9.0%	5 ft	30	SF	$40	**$1,200**
48532	169.2 to 170.2 feet	Vertical Change	-.38	5 ft	5	REF		
8776	172.3 to 179.1 feet	Cross Slope (Driveway)	6.0-7.0%	5 ft	34	SF	$40	**$1,360**
53663	173.5 to 174.5 feet	Vertical Change	-.26	5 ft	5	REF		
43590	178.5 to 179.5 feet	Vertical Change	-.6	5 ft	5	REF		
8778	179.1 to 182.6 feet	Cross Slope (Driveway)	8.0-9.0%	5 ft	18	SF	$40	**$700**
52163	183.4 to 184.4 feet	Vertical Change	-.29	5 ft	5	REF		
8780	185.0 to 186.0 feet	Cross Slope (Driveway)	3.0-4.0%	5 ft	5	SF	$40	**$200**
8781	186.0 to 200.4 feet	Cross Slope (PAR)	2.0-3.0%	5 ft	72	SF	$120	**$8,640**
58322	193.9 to 219.0 feet	Driveway				REF		
50822	196.9 to 197.9 feet	Vertical Change	-.31	5 ft	5	REF		
8784	200.4 to 216.3 feet	Cross Slope (Driveway)	4.0-5.0%	5 ft	80	SF	$40	**$3,180**
47107	205.6 to 206.6 feet	Vertical Change	-.43	5 ft	5	REF		
47108	210.8 to 211.8 feet	Vertical Change	-.43	5 ft	5	REF		
8789	216.3 to 219.4 feet	Cross Slope (Driveway)	6.0-7.0%	5 ft	16	SF	$40	**$620**
41746	221.1 to 222.1 feet	Vertical Change	-.87	5 ft	5	REF		
8790	222.0 to 252.3 feet	Cross Slope (PAR)	2.0-3.0%	5 ft	152	SF	$120	**$18,180**
42899	225.3 to 226.3 feet	Vertical Change	-.65	5 ft	5	REF		
43131	231.1 to 232.1 feet	Vertical Change	-.63	5 ft	5	REF		
54026	240.7 to 241.7 feet	Vertical Change	-.25	5 ft	5	REF		
44254	255.1 to 256.1 feet	Vertical Change	-.56	5 ft	5	SF	$75	**$375**

TOTAL COST FOR: W *side of* **AUTUMN WAY** *Starting at:* **PARKRIDGE DR** **$84,800.00**

Funding Source: TBD **Year to be Completed** TBD

Street Side	Run ID	Survey Street Name	Starting Street Name	End Street Name	Priority
S	1908210840	AVE 26	CARLYLE WAY	S MONTGOMERY LAKE WAY	44

ID	Dist. from Corner	Barrier Type	As-is Measurement/Notes	Sidewalk Width	Qty	Unit	Cost	Total
1943	19.2 to 44.3 feet	Cross Slope (PAR)	2.0-3.0%	7 ft	176	SF	$120	**$21,084**
41855	25.4 to 26.4 feet	**Vertical Change**	-.81	7 ft	7	REF		
48691	40.6 to 41.6 feet	**Vertical Change**	-.37	7 ft	7	REF		
1944	51.4 to 103.8 feet	Cross Slope (PAR)	2.0-3.0%	7 ft	367	SF	$120	**$44,016**
46542	55.6 to 56.6 feet	**Vertical Change**	-.45	7 ft	7	REF		
42370	70.9 to 71.9 feet	**Vertical Change**	-.7	7 ft	7	REF		
50262	101.0 to 102.0 feet	**Vertical Change**	-.32	7 ft	7	REF		
1948	112.5 to 131.2 feet	Cross Slope (PAR)	2.0-3.0%	7 ft	131	SF	$120	**$15,708**
42371	116.3 to 117.3 feet	**Vertical Change**	-.7	7 ft	7	REF		
52854	131.3 to 132.3 feet	**Vertical Change**	-.27	7 ft	7	LF	$75	**$525**
1949	136.0 to 146.4 feet	Cross Slope (PAR)	2.0-3.0%	7 ft	73	SF	$120	**$8,736**
1950	152.6 to 163.1 feet	Cross Slope (PAR)	2.0-3.0%	7 ft	74	SF	$120	**$8,820**
1952	167.6 to 171.3 feet	Cross Slope (PAR)	2.0-3.0%	7 ft	26	SF	$120	**$3,108**
1953	187.0 to 198.8 feet	Cross Slope (PAR)	2.0-3.0%	7 ft	83	SF	$120	**$9,912**

TOTAL COST FOR: S *side of* **AVE 26** *Starting at:* **CARLYLE WAY** **$111,909.00**

Funding Source: TBD **Year to be Completed** TBD

Street Side	Run ID	Survey Street Name	Starting Street Name	End Street Name	Priority
S	1908211203	AVE 26	CLUBHOUSE DR	LAKES RV AND GOLF RESORT	28

ID	Dist. from Corner	Barrier Type	As-is Measurement/Notes	Sidewalk Width	Qty	Unit	Cost	Total
46340	9.1 to 10.1 feet	Vertical Change	-.46	5 ft	5	LF	$75	$375
53944	13.0 to 14.0 feet	Vertical Change	-.25	5 ft	5	LF	$75	$375
3930	25.0 to 36.1 feet	Cross Slope (PAR)	2.0-3.0%	5 ft	56	SF	$120	$6,660
3931	58.4 to 70.7 feet	Cross Slope (PAR)	2.0-3.0%	5 ft	62	SF	$120	$7,380
49970	68.5 to 69.5 feet	Vertical Change	-.33	5 ft	5	REF		
3933	82.5 to 88.3 feet	Cross Slope (PAR)	2.0-3.0%	5 ft	29	SF	$120	$3,480
50697	88.6 to 89.6 feet	Vertical Change	-.31	5 ft	5	LF	$75	$375
3934	114.0 to 136.6 feet	Cross Slope (PAR)	2.0-3.0%	5 ft	113	SF	$120	$13,560
52972	118.4 to 119.4 feet	Vertical Change	-.27	5 ft	5	REF		
48451	188.1 to 189.1 feet	Vertical Change	-.38	5 ft	5	LF	$75	$375
3935	202.6 to 204.8 feet	Cross Slope (PAR)	2.0-3.0%	5 ft	11	SF	$120	$1,320
52469	237.4 to 238.4 feet	Vertical Change	-.28	5 ft	5	REF		
3936	237.8 to 254.5 feet	Cross Slope (PAR)	2.0-3.0%	5 ft	84	SF	$120	$10,020
3938	258.2 to 264.2 feet	Cross Slope (PAR)	2.0-3.0%	5 ft	30	SF	$120	$3,600
3939	269.7 to 307.8 feet	Cross Slope (PAR)	2.0-3.0%	5 ft	191	SF	$120	$22,860
52030	296.8 to 297.8 feet	Vertical Change	-.29	5 ft	5	REF		
3945	331.5 to 340.2 feet	Cross Slope (PAR)	2.0-3.0%	5 ft	44	SF	$120	$5,220
3946	348.9 to 361.3 feet	Cross Slope (PAR)	2.0-3.0%	5 ft	62	SF	$120	$7,440
45904	357.8 to 358.8 feet	Vertical Change	-.48	5 ft	5	REF		
47505	363.3 to 364.3 feet	Vertical Change	-.41	5 ft	5	LF	$75	$375

TOTAL COST FOR: S *side of* **AVE 26** *Starting at:* **CLUBHOUSE DR** **$83,415.00**

Funding Source: TBD **Year to be Completed** TBD

Street Side	Run ID	Survey Street Name	Starting Street Name	End Street Name	Priority
S	1908210828	AVE 26	FREEWAY ENTRANCE	CARLYLE WAY	58

ID	Dist. from Corner	Barrier Type	As-is Measurement/Notes	Sidewalk Width	Qty	Unit	Cost	Total
1868	0.0 to 35.7 feet	Cross Slope (PAR)	2.0-3.0%	7 ft	250	SF	$120	**$29,988**
48688	5.9 to 9.2 feet	**Vertical Change**	-.37	7 ft	23	REF		
44397	14.6 to 15.6 feet	**Vertical Change**	-.55	7 ft	7	REF		
42751	34.3 to 35.3 feet	**Vertical Change**	-.66	7 ft	7	REF		
1870	35.7 to 56.0 feet	Cross Slope (PAR)	4.0-5.0%	7 ft	142	SF	$120	**$17,052**
47223	44.2 to 45.2 feet	**Vertical Change**	-.42	7 ft	7	REF		
48120	55.1 to 56.1 feet	**Vertical Change**	-.39	7 ft	7	REF		
1872	56.0 to 120.9 feet	Cross Slope (PAR)	2.0-3.0%	7 ft	454	SF	$120	**$54,516**
41477	67.7 to 68.7 feet	**Vertical Change**	-1.12	7 ft	7	REF		
41658	80.4 to 81.4 feet	**Vertical Change**	-.92	7 ft	7	REF		
57292	80.5 to 81.5 feet	**Vertical Change**	.84	7 ft	7	REF		
48689	84.8 to 85.8 feet	**Vertical Change**	-.37	7 ft	7	REF		
41716	103.0 to 104.0 feet	**Vertical Change**	-.88	7 ft	7	REF		
41556	117.8 to 118.8 feet	**Vertical Change**	-1.01	7 ft	7	REF		
1879	130.3 to 135.8 feet	Cross Slope (PAR)	2.0-3.0%	7 ft	39	SF	$120	**$4,620**
41495	132.2 to 133.2 feet	**Vertical Change**	-1.1	7 ft	7	REF		

TOTAL COST FOR: S *side of* **AVE 26** *Starting at:* **FREEWAY ENTRANCE** **$106,176.00**

Funding Source: TBD **Year to be Completed** TBD

Street Side	Run ID	Survey Street Name	Starting Street Name	End Street Name	Priority
S	1908211214	AVE 26	GOLF DR W	SIDEWALK ENDS	51.5

ID	Dist. from Corner	Barrier Type	As-is Measurement/Notes	Sidewalk Width	Qty	Unit	Cost	Total
48737	3.5 to 4.5 feet	Vertical Change	-.37	5 ft	5	LF	$75	$375
45906	7.4 to 8.4 feet	Vertical Change	-.48	5 ft	5	LF	$75	$375
4091	10.9 to 41.3 feet	Cross Slope (PAR)	2.0-3.0%	5 ft	152	SF	$120	$18,240
51618	21.5 to 22.5 feet	Vertical Change	-.3	5 ft	5	REF		
44028	24.1 to 27.7 feet	Vertical Change	-.57	5 ft	18	REF		
53501	29.2 to 32.8 feet	Vertical Change	-.26	5 ft	18	REF		
42384	34.3 to 35.3 feet	Vertical Change	-.7	5 ft	5	REF		
46344	44.0 to 47.6 feet	Vertical Change	-.46	5 ft	18	LF	$75	$1,350
4093	47.8 to 77.9 feet	Cross Slope (PAR)	2.0-3.0%	5 ft	151	SF	$120	$18,060
42763	54.1 to 55.1 feet	Vertical Change	-.66	5 ft	5	REF		
41674	64.1 to 65.1 feet	Vertical Change	-.91	5 ft	5	REF		
41633	74.3 to 75.3 feet	Vertical Change	-.94	5 ft	5	REF		
4097	77.9 to 102.6 feet	Cross Slope (PAR)	4.0-5.0%	5 ft	123	SF	$120	$14,820
46812	95.9 to 96.9 feet	Vertical Change	-.44	5 ft	5	REF		
4101	102.6 to 133.3 feet	Cross Slope (PAR)	2.0-3.0%	5 ft	154	SF	$120	$18,420
46813	105.7 to 106.7 feet	Vertical Change	-.44	5 ft	5	REF		
43102	115.6 to 116.6 feet	Vertical Change	-.63	5 ft	5	REF		
42282	125.6 to 126.6 feet	Vertical Change	-.71	5 ft	5	REF		
4105	133.3 to 172.7 feet	Cross Slope (PAR)	4.0-5.0%	5 ft	197	SF	$120	$23,640
53502	145.9 to 146.9 feet	Vertical Change	-.26	5 ft	5	REF		
55948	146.0 to 147.0 feet	Vertical Change	.32	5 ft	5	REF		
47021	155.9 to 156.9 feet	Vertical Change	-.43	5 ft	5	REF		
4109	172.7 to 181.3 feet	Cross Slope (PAR)	2.0-3.0%	5 ft	43	SF	$120	$5,160
52976	175.8 to 176.8 feet	Vertical Change	-.27	5 ft	5	REF		
4111	181.3 to 216.2 feet	Cross Slope (PAR)	4.0-5.0%	5 ft	175	SF	$120	$20,940
4117	216.2 to 231.3 feet	Cross Slope (PAR)	2.0-3.0%	5 ft	76	SF	$120	$9,060
4119	231.3 to 303.6 feet	Cross Slope (PAR)	4.0-5.0%	5 ft	362	SF	$120	$43,380
53948	284.5 to 285.5 feet	Vertical Change	-.25	5 ft	5	REF		

Funding Source: TBD **Year to be Completed** TBD

Street Side	Run ID	Survey Street Name	Starting Street Name	End Street Name	Priority
S	1908211214	AVE 26	GOLF DR W	SIDEWALK ENDS	51.5

ID	Dist. from Corner	Barrier Type	As-is Measurement/Notes	Sidewalk Width	Qty	Unit	Cost	Total
52035	294.6 to 295.6 feet	Vertical Change	-.29	5 ft	5	REF		
4127	303.6 to 375.6 feet	Cross Slope (PAR)	2.0-3.0%	5 ft	360	SF	$120	**$43,200**
52977	304.5 to 305.5 feet	Vertical Change	-.27	5 ft	5	REF		
52472	334.1 to 335.1 feet	Vertical Change	-.28	5 ft	5	REF		
42764	383.5 to 384.5 feet	Vertical Change	-.66	5 ft	5	SF	$75	**$375**
46345	393.3 to 394.3 feet	Vertical Change	-.46	5 ft	5	REF		
4130	394.0 to 509.9 feet	Cross Slope (PAR)	2.0-3.0%	5 ft	580	SF	$120	**$69,540**
53949	403.2 to 404.2 feet	Vertical Change	-.25	5 ft	5	REF		
48172	423.1 to 424.1 feet	Vertical Change	-.39	5 ft	5	REF		
49976	442.9 to 443.9 feet	Vertical Change	-.33	5 ft	5	REF		
48173	502.4 to 503.4 feet	Vertical Change	-.39	5 ft	5	REF		
4140	509.9 to 524.8 feet	Cross Slope (PAR)	4.0-5.0%	5 ft	74	SF	$120	**$8,940**
56908	522.2 to 523.2 feet	Vertical Change	.5	5 ft	5	REF		
4142	524.8 to 535.8 feet	Cross Slope (PAR)	2.0-3.0%	5 ft	55	SF	$120	**$6,600**
51619	531.9 to 532.9 feet	Vertical Change	-.3	5 ft	5	REF		
4145	542.6 to 545.9 feet	Cross Slope (PAR)	5.0-6.0%	5 ft	17	SF	$120	**$1,980**
47259	543.9 to 544.9 feet	Vertical Change	-.42	5 ft	5	REF		
4147	545.9 to 559.5 feet	Cross Slope (PAR)	3.0-4.0%	5 ft	68	SF	$120	**$8,160**
52978	555.3 to 558.6 feet	Vertical Change	-.27	5 ft	17	REF		
4150	559.5 to 653.9 feet	Cross Slope (PAR)	2.0-3.0%	5 ft	472	SF	$120	**$56,640**
53503	577.3 to 580.8 feet	Vertical Change	-.26	5 ft	18	REF		
49636	592.0 to 593.0 feet	Vertical Change	-.34	5 ft	5	REF		
53505	597.0 to 598.0 feet	Vertical Change	-.26	5 ft	5	REF		
53950	614.3 to 615.3 feet	Vertical Change	-.25	5 ft	5	REF		
47023	621.6 to 622.6 feet	Vertical Change	-.43	5 ft	5	REF		
55969	621.7 to 622.7 feet	Vertical Change	.36	5 ft	5	REF		
55962	631.5 to 632.5 feet	Vertical Change	.35	5 ft	5	REF		
4160	656.2 to 748.4 feet	Cross Slope (PAR)	2.0-3.0%	5 ft	461	SF	$120	**$55,320**

Funding Source: TBD **Year to be Completed** TBD

Street Side	Run ID	Survey Street Name	Starting Street Name	End Street Name	Priority
S	1908211214	AVE 26	GOLF DR W	SIDEWALK ENDS	51.5

ID	Dist. from Corner	Barrier Type	As-is Measurement/Notes	Sidewalk Width	Qty	Unit	Cost	Total
53506	661.1 to 662.1 feet	Vertical Change	-.26	5 ft	5	REF		
54144	661.1 to 662.1 feet	Vertical Change	.26	5 ft	5	REF		
52473	670.9 to 671.9 feet	Vertical Change	-.28	5 ft	5	REF		
44029	690.7 to 691.7 feet	Vertical Change	-.57	5 ft	5	REF		
50326	710.3 to 711.3 feet	Vertical Change	-.32	5 ft	5	REF		
52474	720.1 to 721.1 feet	Vertical Change	-.28	5 ft	5	REF		
50704	740.1 to 741.1 feet	Vertical Change	-.31	5 ft	5	REF		
53507	749.8 to 750.8 feet	Vertical Change	-.26	5 ft	5	LF	$75	**$375**
4168	751.3 to 764.3 feet	Cross Slope (PAR)	2.0-3.0%	5 ft	65	SF	$120	**$7,800**
48738	759.7 to 760.7 feet	Vertical Change	-.37	5 ft	5	REF		
4170	764.3 to 772.3 feet	Cross Slope (PAR)	4.0-5.0%	5 ft	40	SF	$120	**$4,800**
4172	772.3 to 808.7 feet	Cross Slope (PAR)	2.0-3.0%	5 ft	182	SF	$120	**$21,840**
52979	779.3 to 780.3 feet	Vertical Change	-.27	5 ft	5	REF		
53951	789.3 to 790.3 feet	Vertical Change	-.25	5 ft	5	REF		
4174	808.7 to 819.6 feet	Cross Slope (PAR)	4.0-5.0%	5 ft	55	SF	$120	**$6,540**
56961	809.1 to 810.1 feet	Vertical Change	.56	5 ft	5	REF		
53508	811.7 to 812.7 feet	Vertical Change	-.26	5 ft	5	REF		
4176	819.6 to 824.1 feet	Cross Slope (PAR)	2.0-3.0%	5 ft	23	SF	$120	**$2,700**
4177	832.8 to 859.2 feet	Cross Slope (PAR)	2.0-3.0%	5 ft	132	SF	$120	**$15,840**
4181	859.2 to 871.2 feet	Cross Slope (PAR)	4.0-5.0%	5 ft	60	SF	$120	**$7,200**
53509	868.5 to 869.5 feet	Vertical Change	-.26	5 ft	5	REF		
4183	871.2 to 888.3 feet	Cross Slope (PAR)	2.0-3.0%	5 ft	86	SF	$120	**$10,260**
4185	888.3 to 892.8 feet	Cross Slope (PAR)	4.0-5.0%	5 ft	23	SF	$120	**$2,700**
4187	892.8 to 930.2 feet	Cross Slope (PAR)	2.0-3.0%	5 ft	187	SF	$120	**$22,440**
4191	930.2 to 945.9 feet	Cross Slope (PAR)	4.0-5.0%	5 ft	79	SF	$120	**$9,420**
4193	945.9 to 1042.6 feet	Cross Slope (PAR)	2.0-3.0%	5 ft	483	SF	$120	**$58,020**

TOTAL COST FOR: S *side of* **AVE 26** *Starting at:* **GOLF DR W** **$594,510.00**

Funding Source: TBD **Year to be Completed** TBD

Street Side	Run ID	Survey Street Name	Starting Street Name	End Street Name	Priority
S	1908211207	AVE 26	LAKES RV AND GOLF	GOLF DR W	55

ID	Dist. from Corner	Barrier Type	As-is Measurement/Notes	Sidewalk Width	Qty	Unit	Cost	Total
3947	3.0 to 12.2 feet	Cross Slope (PAR)	2.0-3.0%	5 ft	46	SF	$120	**$5,520**
42664	8.2 to 9.2 feet	**Vertical Change**	-.67	5 ft	5	REF		
3948	15.6 to 32.7 feet	Cross Slope (PAR)	2.0-3.0%	5 ft	86	SF	$120	**$10,260**
52470	25.4 to 26.4 feet	**Vertical Change**	-.28	5 ft	5	REF		
49971	69.7 to 70.7 feet	**Vertical Change**	-.33	5 ft	5	LF	$75	**$375**
53494	119.4 to 120.4 feet	**Vertical Change**	-.26	5 ft	5	LF	$75	**$375**
3949	139.7 to 171.3 feet	Cross Slope (PAR)	2.0-3.0%	5 ft	158	SF	$120	**$18,960**
53495	149.5 to 150.5 feet	**Vertical Change**	-.26	5 ft	5	REF		
3951	178.2 to 179.4 feet	Cross Slope (PAR)	2.0-3.0%	5 ft	6	SF	$120	**$720**
3952	233.3 to 248.2 feet	Cross Slope (PAR)	2.0-3.0%	5 ft	75	SF	$120	**$8,940**
3953	250.3 to 367.4 feet	Cross Slope (PAR)	2.0-3.0%	5 ft	586	SF	$120	**$70,260**
52471	277.9 to 278.9 feet	**Vertical Change**	-.28	5 ft	5	REF		
53945	287.9 to 288.9 feet	**Vertical Change**	-.25	5 ft	5	REF		
53946	307.6 to 308.6 feet	**Vertical Change**	-.25	5 ft	5	REF		
53947	315.8 to 316.8 feet	**Vertical Change**	-.25	5 ft	5	REF		
46113	324.5 to 325.5 feet	**Vertical Change**	-.47	5 ft	5	REF		
54134	363.2 to 364.2 feet	**Vertical Change**	.25	5 ft	5	REF		
3966	370.2 to 420.9 feet	Cross Slope (PAR)	2.0-3.0%	5 ft	254	SF	$120	**$30,420**
49318	392.3 to 393.3 feet	**Vertical Change**	-.35	5 ft	5	REF		
49972	402.3 to 403.3 feet	**Vertical Change**	-.33	5 ft	5	REF		
49319	412.2 to 413.2 feet	**Vertical Change**	-.35	5 ft	5	REF		
3971	420.9 to 437.9 feet	Cross Slope (PAR)	4.0-5.0%	5 ft	85	SF	$120	**$10,200**
49634	431.9 to 432.9 feet	**Vertical Change**	-.34	5 ft	5	REF		
3975	437.9 to 444.6 feet	Cross Slope (PAR)	2.0-3.0%	5 ft	34	SF	$120	**$4,020**
3977	444.6 to 455.9 feet	Cross Slope (PAR)	4.0-5.0%	5 ft	57	SF	$120	**$6,780**
49973	451.8 to 452.8 feet	**Vertical Change**	-.33	5 ft	5	REF		
3979	455.9 to 469.5 feet	Cross Slope (PAR)	2.0-3.0%	5 ft	68	SF	$120	**$8,160**
3982	469.5 to 657.4 feet	Cross Slope (PAR)	4.0-5.0%	5 ft	940	SF	$120	**$112,740**

Funding Source: TBD **Year to be Completed** TBD

Street Side	Run ID	Survey Street Name	Starting Street Name	End Street Name	Priority
S	1908211207	AVE 26	LAKES RV AND GOLF	GOLF DR W	55

ID	Dist. from Corner	Barrier Type	As-is Measurement/Notes	Sidewalk Width	Qty	Unit	Cost	Total
51616	475.8 to 476.8 feet	Vertical Change	-.3	5 ft	5	REF		
48452	535.5 to 536.5 feet	Vertical Change	-.38	5 ft	5	REF		
44839	545.3 to 546.3 feet	Vertical Change	-.53	5 ft	5	REF		
45210	555.2 to 556.2 feet	Vertical Change	-.51	5 ft	5	REF		
56645	555.3 to 556.3 feet	Vertical Change	.49	5 ft	5	REF		
52973	594.7 to 595.7 feet	Vertical Change	-.27	5 ft	5	REF		
52031	614.4 to 615.4 feet	Vertical Change	-.29	5 ft	5	REF		
51617	634.2 to 635.2 feet	Vertical Change	-.3	5 ft	5	REF		
52974	644.1 to 645.1 feet	Vertical Change	-.27	5 ft	5	REF		
52032	653.9 to 657.4 feet	Vertical Change	-.29	5 ft	18	REF		
4002	657.4 to 668.4 feet	Cross Slope (PAR)	6.0-7.0%	5 ft	55	SF	$120	**$6,600**
47923	663.7 to 664.7 feet	Vertical Change	-.4	5 ft	5	REF		
4003	668.4 to 674.2 feet	Cross Slope (PAR)	5.0-6.0%	5 ft	29	SF	$120	**$3,480**
4005	674.2 to 714.6 feet	Cross Slope (PAR)	3.0-4.0%	5 ft	202	SF	$120	**$24,240**
53496	693.2 to 694.2 feet	Vertical Change	-.26	5 ft	5	REF		
46114	712.9 to 713.9 feet	Vertical Change	-.47	5 ft	5	REF		
4012	714.6 to 782.8 feet	Cross Slope (PAR)	2.0-3.0%	5 ft	341	SF	$120	**$40,920**
46564	722.8 to 723.8 feet	Vertical Change	-.45	5 ft	5	REF		
53497	761.9 to 762.9 feet	Vertical Change	-.26	5 ft	5	REF		
50325	781.4 to 782.4 feet	Vertical Change	-.32	5 ft	5	REF		
4021	782.8 to 930.4 feet	Cross Slope (PAR)	4.0-5.0%	5 ft	738	SF	$120	**$88,560**
49320	820.6 to 821.6 feet	Vertical Change	-.35	5 ft	5	REF		
48736	830.3 to 831.3 feet	Vertical Change	-.37	5 ft	5	REF		
48453	840.1 to 841.1 feet	Vertical Change	-.38	5 ft	5	REF		
48167	879.2 to 880.2 feet	Vertical Change	-.39	5 ft	5	REF		
47019	898.7 to 899.7 feet	Vertical Change	-.43	5 ft	5	REF		
46565	905.1 to 906.1 feet	Vertical Change	-.45	5 ft	5	REF		
50699	913.6 to 914.6 feet	Vertical Change	-.31	5 ft	5	REF		

Funding Source: TBD **Year to be Completed** TBD

Street Side	Run ID	Survey Street Name	Starting Street Name	End Street Name	Priority
S	1908211207	AVE 26	LAKES RV AND GOLF	GOLF DR W	55

ID	Dist. from Corner	Barrier Type	As-is Measurement/Notes	Sidewalk Width	Qty	Unit	Cost	Total
50700	918.3 to 919.3 feet	Vertical Change	-.31	5 ft	5	REF		
4039	930.4 to 953.5 feet	Cross Slope (PAR)	2.0-3.0%	5 ft	116	SF	$120	**$13,860**
47924	938.1 to 939.1 feet	Vertical Change	-.4	5 ft	5	REF		
4043	953.5 to 970.9 feet	Cross Slope (PAR)	4.0-5.0%	5 ft	87	SF	$120	**$10,440**
48168	957.6 to 958.6 feet	Vertical Change	-.39	5 ft	5	REF		
4045	970.9 to 1003.8 feet	Cross Slope (PAR)	2.0-3.0%	5 ft	165	SF	$120	**$19,740**
4048	1006.9 to 1009.3 feet	Cross Slope (PAR)	2.0-3.0%	5 ft	12	SF	$120	**$1,440**
4049	1011.5 to 1014.1 feet	Cross Slope (PAR)	2.0-3.0%	5 ft	13	SF	$120	**$1,560**
4050	1018.1 to 1052.9 feet	Cross Slope (PAR)	2.0-3.0%	5 ft	174	SF	$120	**$20,880**
53498	1026.4 to 1027.4 feet	Vertical Change	-.26	5 ft	5	REF		
4054	1052.9 to 1077.3 feet	Cross Slope (PAR)	4.0-5.0%	5 ft	122	SF	$120	**$14,640**
47506	1055.8 to 1056.8 feet	Vertical Change	-.41	5 ft	5	REF		
53499	1065.5 to 1066.5 feet	Vertical Change	-.26	5 ft	5	REF		
46810	1075.2 to 1076.2 feet	Vertical Change	-.44	5 ft	5	REF		
4056	1077.3 to 1130.8 feet	Cross Slope (PAR)	2.0-3.0%	5 ft	268	SF	$120	**$32,100**
43379	1094.9 to 1095.9 feet	Vertical Change	-.61	5 ft	5	REF		
41702	1104.9 to 1105.9 feet	Vertical Change	-.89	5 ft	5	REF		
46115	1115.1 to 1116.1 feet	Vertical Change	-.47	5 ft	5	REF		
45491	1125.4 to 1126.4 feet	Vertical Change	-.5	5 ft	5	REF		
4060	1130.8 to 1143.7 feet	Cross Slope (PAR)	4.0-5.0%	5 ft	65	SF	$120	**$7,740**
46341	1135.3 to 1136.3 feet	Vertical Change	-.46	5 ft	5	REF		
4062	1143.7 to 1154.8 feet	Cross Slope (PAR)	2.0-3.0%	5 ft	56	SF	$120	**$6,660**
41499	1145.2 to 1146.2 feet	Vertical Change	-1.1	5 ft	5	REF		
4064	1154.8 to 1214.0 feet	Cross Slope (PAR)	4.0-5.0%	5 ft	296	SF	$120	**$35,520**
43101	1155.1 to 1156.1 feet	Vertical Change	-.63	5 ft	5	REF		
46342	1165.1 to 1166.1 feet	Vertical Change	-.46	5 ft	5	REF		
53500	1174.7 to 1175.7 feet	Vertical Change	-.26	5 ft	5	REF		
41199	1184.4 to 1185.4 feet	Vertical Change	-2.44	5 ft	5	REF		

Funding Source: TBD **Year to be Completed** TBD

Street Side	Run ID	Survey Street Name	Starting Street Name	End Street Name	Priority
S	1908211207	AVE 26	LAKES RV AND GOLF	GOLF DR W	55

ID	Dist. from Corner	Barrier Type	As-is Measurement/Notes	Sidewalk Width	Qty	Unit	Cost	Total
46566	1189.8 to 1190.8 feet	Vertical Change	-.45	5 ft	5	REF		
46116	1193.3 to 1194.3 feet	Vertical Change	-.47	5 ft	5	REF		
52975	1198.2 to 1199.2 feet	Vertical Change	-.27	5 ft	5	REF		
41935	1201.6 to 1202.6 feet	Vertical Change	-.79	5 ft	5	REF		
41601	1206.0 to 1207.0 feet	Vertical Change	-.98	5 ft	5	REF		
4072	1214.0 to 1216.1 feet	Cross Slope (PAR)	2.0-3.0%	5 ft	10	SF	$120	**$1,260**
42281	1214.8 to 1215.8 feet	Vertical Change	-.71	5 ft	5	REF		
42665	1221.8 to 1224.6 feet	Vertical Change	-.67	5 ft	14	SF	$75	**$1,050**

TOTAL COST FOR: S *side of* **AVE 26** *Starting at:* **LAKES RV AND GOLF RESORT** **$618,420.00**

Funding Source: TBD **Year to be Completed** TBD

Street Side	Run ID	Survey Street Name	Starting Street Name	End Street Name	Priority
S	1908210857	AVE 26	PARKING LOT ENTRANCE	S GENOA LAKE WAY	58

ID	Dist. from Corner	Barrier Type	As-is Measurement/Notes	Sidewalk Width	Qty	Unit	Cost	Total
53378	2.3 to 3.3 feet	Vertical Change	-.26	5 ft	5	LF	$75	$375
41446	4.9 to 5.9 feet	Vertical Change	-1.16	5 ft	5	SF	$75	$375
51966	7.2 to 14.8 feet	Vertical Change	-.29	5 ft	38	LF	$75	$2,850
2108	14.6 to 78.8 feet	Cross Slope (PAR)	2.0-3.0%	5 ft	321	SF	$120	$38,520
49605	18.6 to 19.6 feet	Vertical Change	-.34	5 ft	5	REF		
44619	22.2 to 23.2 feet	Vertical Change	-.54	5 ft	5	REF		
52390	26.3 to 31.7 feet	Vertical Change	-.28	5 ft	27	REF		
51551	35.7 to 36.7 feet	Vertical Change	-.3	5 ft	5	REF		
42972	38.0 to 39.0 feet	Vertical Change	-.64	5 ft	5	REF		
52865	45.5 to 46.5 feet	Vertical Change	-.27	5 ft	5	REF		
44189	47.8 to 48.8 feet	Vertical Change	-.56	5 ft	5	REF		
53380	50.2 to 51.2 feet	Vertical Change	-.26	5 ft	5	REF		
41587	57.0 to 58.0 feet	Vertical Change	-.99	5 ft	5	REF		
48124	66.6 to 67.6 feet	Vertical Change	-.39	5 ft	5	REF		
53381	71.7 to 77.8 feet	Vertical Change	-.26	5 ft	31	REF		
45005	86.9 to 87.9 feet	Vertical Change	-.52	5 ft	5	SF	$75	$375
53870	92.0 to 93.0 feet	Vertical Change	-.25	5 ft	5	LF	$75	$375
41496	96.6 to 97.6 feet	Vertical Change	-1.1	5 ft	5	SF	$75	$375
57400	96.7 to 97.7 feet	Vertical Change	1.13	5 ft	5	SF	$75	$375
2113	99.3 to 106.7 feet	Cross Slope (PAR)	2.0-3.0%	5 ft	37	SF	$120	$4,440
46999	106.8 to 107.8 feet	Vertical Change	-.43	5 ft	5	LF	$75	$375
2114	109.9 to 112.5 feet	Cross Slope (PAR)	2.0-3.0%	5 ft	13	SF	$120	$1,560
2115	114.6 to 123.5 feet	Cross Slope (PAR)	2.0-3.0%	5 ft	45	SF	$120	$5,340
47476	116.6 to 117.6 feet	Vertical Change	-.41	5 ft	5	REF		
2116	125.8 to 173.7 feet	Cross Slope (PAR)	2.0-3.0%	5 ft	240	SF	$120	$28,740
41930	127.2 to 128.2 feet	Vertical Change	-.79	5 ft	5	REF		
41516	137.0 to 138.0 feet	Vertical Change	-1.07	5 ft	5	REF		
51967	141.9 to 147.3 feet	Vertical Change	-.29	5 ft	27	REF		

Funding Source: TBD **Year to be Completed** TBD

Street Side	Run ID	Survey Street Name	Starting Street Name	End Street Name	Priority
S	1908210857	AVE 26	PARKING LOT ENTRANCE	S GENOA LAKE WAY	58

ID	Dist. from Corner	Barrier Type	As-is Measurement/Notes	Sidewalk Width	Qty	Unit	Cost	Total
47889	155.3 to 156.3 feet	Vertical Change	-.4	5 ft	5	REF		
54157	165.4 to 166.4 feet	Vertical Change	.28	5 ft	5	REF		
41972	175.6 to 176.6 feet	Vertical Change	-.78	5 ft	5	SF	$75	**$375**
2126	177.9 to 180.1 feet	Cross Slope (PAR)	2.0-3.0%	5 ft	11	SF	$120	**$1,320**
2127	184.1 to 186.1 feet	Cross Slope (PAR)	2.0-3.0%	5 ft	10	SF	$120	**$1,200**
53382	185.1 to 188.6 feet	Vertical Change	-.26	5 ft	18	REF		
2128	197.0 to 199.3 feet	Cross Slope (PAR)	2.0-3.0%	5 ft	12	SF	$120	**$1,380**
52866	197.7 to 198.7 feet	Vertical Change	-.27	5 ft	5	REF		
49925	204.9 to 205.9 feet	Vertical Change	-.33	5 ft	5	LF	$75	**$375**
51968	212.7 to 213.7 feet	Vertical Change	-.29	5 ft	5	LF	$75	**$375**
52867	222.8 to 223.8 feet	Vertical Change	-.27	5 ft	5	LF	$75	**$375**
43368	224.9 to 225.9 feet	Vertical Change	-.61	5 ft	5	SF	$75	**$375**
2129	231.6 to 249.3 feet	Cross Slope (PAR)	2.0-3.0%	5 ft	89	SF	$120	**$10,620**
44190	234.7 to 235.7 feet	Vertical Change	-.56	5 ft	5	REF		
53871	237.4 to 238.4 feet	Vertical Change	-.25	5 ft	5	REF		
44191	244.7 to 245.7 feet	Vertical Change	-.56	5 ft	5	REF		
53384	247.2 to 248.2 feet	Vertical Change	-.26	5 ft	5	REF		
52868	251.9 to 255.2 feet	Vertical Change	-.27	5 ft	17	LF	$75	**$1,238**
2132	254.2 to 261.2 feet	Cross Slope (PAR)	2.0-3.0%	5 ft	35	SF	$120	**$4,200**
52869	259.0 to 260.0 feet	Vertical Change	-.27	5 ft	5	REF		
46318	263.5 to 264.5 feet	Vertical Change	-.46	5 ft	5	LF	$75	**$375**
2133	264.8 to 267.1 feet	Cross Slope (PAR)	2.0-3.0%	5 ft	12	SF	$120	**$1,380**
2134	270.1 to 274.5 feet	Cross Slope (PAR)	2.0-3.0%	5 ft	22	SF	$120	**$2,640**
46545	273.1 to 274.1 feet	Vertical Change	-.45	5 ft	5	REF		
48416	283.2 to 284.2 feet	Vertical Change	-.38	5 ft	5	LF	$75	**$375**
53385	290.7 to 301.9 feet	Vertical Change	-.26	5 ft	56	LF	$75	**$4,200**
42753	303.0 to 304.0 feet	Vertical Change	-.66	5 ft	5	SF	$75	**$375**
50646	308.2 to 309.2 feet	Vertical Change	-.31	5 ft	5	LF	$75	**$375**

Funding Source: TBD **Year to be Completed** TBD

Street Side	Run ID	Survey Street Name	Starting Street Name	End Street Name	Priority
S	1908210857	AVE 26	PARKING LOT ENTRANCE	S GENOA LAKE WAY	58

ID	Dist. from Corner	Barrier Type	As-is Measurement/Notes	Sidewalk Width	Qty	Unit	Cost	Total
47890	312.9 to 313.9 feet	Vertical Change	-.4	5 ft	5	LF	$75	$375
2135	321.6 to 336.9 feet	Cross Slope (PAR)	2.0-3.0%	5 ft	76	SF	$120	$9,180
48125	323.4 to 324.4 feet	Vertical Change	-.39	5 ft	5	REF		
46095	333.1 to 336.6 feet	Vertical Change	-.47	5 ft	18	REF		
2136	340.7 to 353.1 feet	Cross Slope (PAR)	2.0-3.0%	5 ft	62	SF	$120	$7,440
2137	357.7 to 359.0 feet	Cross Slope (PAR)	2.0-3.0%	5 ft	7	SF	$120	$780
47891	361.3 to 364.9 feet	Vertical Change	-.4	5 ft	18	LF	$75	$1,350
44192	371.9 to 372.9 feet	Vertical Change	-.56	5 ft	5	SF	$75	$375
44193	381.3 to 382.3 feet	Vertical Change	-.56	5 ft	5	SF	$75	$375
50647	389.0 to 390.0 feet	Vertical Change	-.31	5 ft	5	LF	$75	$375
43095	391.3 to 392.3 feet	Vertical Change	-.63	5 ft	5	SF	$75	$375
53386	399.0 to 404.8 feet	Vertical Change	-.26	5 ft	29	LF	$75	$2,175
46546	411.6 to 412.6 feet	Vertical Change	-.45	5 ft	5	LF	$75	$375
44194	421.0 to 422.0 feet	Vertical Change	-.56	5 ft	5	SF	$75	$375
52871	428.5 to 442.1 feet	Vertical Change	-.27	5 ft	68	LF	$75	$5,100
2138	435.2 to 440.1 feet	Cross Slope (PAR)	2.0-3.0%	5 ft	25	SF	$120	$2,940
2139	443.2 to 454.5 feet	Cross Slope (PAR)	2.0-3.0%	5 ft	57	SF	$120	$6,780
52393	446.0 to 447.0 feet	Vertical Change	-.28	5 ft	5	REF		
53387	454.5 to 455.5 feet	Vertical Change	-.26	5 ft	5	REF		
41613	456.4 to 457.4 feet	Vertical Change	-.96	5 ft	5	SF	$75	$375
46785	461.5 to 462.5 feet	Vertical Change	-.44	5 ft	5	LF	$75	$375

TOTAL COST FOR: S *side of* **AVE 26** *Starting at:* **PARKING LOT ENTRANCE** **$154,747.50**

Funding Source: TBD **Year to be Completed** TBD

Street Side	Run ID	Survey Street Name	Starting Street Name	End Street Name	Priority
S	1908211121	AVE 26	S FIG TREE BLVD	W GOLF DR	86.25

ID	Dist. from Corner	Barrier Type	As-is Measurement/Notes	Sidewalk Width	Qty	Unit	Cost	Total
53467	1.2 to 2.2 feet	Vertical Change	-.26	5 ft	5	REF		
3407	1.2 to 33.4 feet	Cross Slope (PAR)	2.0-3.0%	5 ft	161	SF	$120	**$19,320**
45016	12.1 to 13.1 feet	Vertical Change	-.52	5 ft	5	REF		
47912	21.9 to 22.9 feet	Vertical Change	-.4	5 ft	5	REF		
47499	31.8 to 32.8 feet	Vertical Change	-.41	5 ft	5	REF		
41394	41.6 to 42.6 feet	Vertical Change	-1.28	5 ft	5	SF	$75	**$375**
3411	54.9 to 59.1 feet	Cross Slope (PAR)	2.0-3.0%	5 ft	21	SF	$120	**$2,520**
47247	61.5 to 62.5 feet	Vertical Change	-.42	5 ft	5	LF	$75	**$375**
46106	71.4 to 72.4 feet	Vertical Change	-.47	5 ft	5	LF	$75	**$375**
42079	81.3 to 82.3 feet	Vertical Change	-.75	5 ft	5	SF	$75	**$375**
44202	86.7 to 87.7 feet	Vertical Change	-.56	5 ft	5	SF	$75	**$375**
48162	91.4 to 92.4 feet	Vertical Change	-.39	5 ft	5	LF	$75	**$375**
3413	92.5 to 94.5 feet	Cross Slope (PAR)	2.0-3.0%	5 ft	10	SF	$120	**$1,200**
50679	99.5 to 100.5 feet	Vertical Change	-.31	5 ft	5	LF	$75	**$375**
3414	102.2 to 103.3 feet	Cross Slope (PAR)	2.0-3.0%	5 ft	6	SF	$120	**$660**
49623	107.4 to 108.4 feet	Vertical Change	-.34	5 ft	5	LF	$75	**$375**
3415	111.3 to 138.8 feet	Cross Slope (PAR)	2.0-3.0%	5 ft	138	SF	$120	**$16,500**
41308	115.6 to 116.6 feet	Vertical Change	-1.54	5 ft	5	REF		
57507	115.7 to 116.7 feet	Vertical Change	1.72	5 ft	5	REF		
42224	121.3 to 122.3 feet	Vertical Change	-.72	5 ft	5	REF		
43702	125.5 to 126.5 feet	Vertical Change	-.59	5 ft	5	REF		
52012	131.6 to 132.6 feet	Vertical Change	-.29	5 ft	5	REF		
41262	136.3 to 137.3 feet	Vertical Change	-1.75	5 ft	5	REF		
57908	136.7 to 178.8 feet	Driveway				REF		
50309	140.1 to 141.1 feet	Vertical Change	-.32	5 ft	5	REF		
42549	143.1 to 144.1 feet	Vertical Change	-.68	5 ft	5	REF		
3416	144.9 to 149.7 feet	Cross Slope (Driveway)	5.0-6.0%	5 ft	24	SF	$40	**$960**
3417	149.7 to 172.9 feet	Cross Slope (Driveway)	6.0-7.0%	5 ft	116	SF	$40	**$4,640**

Funding Source: TBD **Year to be Completed** TBD

Street Side	Run ID	Survey Street Name	Starting Street Name	End Street Name	Priority
S	1908211121	AVE 26	S FIG TREE BLVD	W GOLF DR	86.25

ID	Dist. from Corner	Barrier Type	As-is Measurement/Notes	Sidewalk Width	Qty	Unit	Cost	Total
45206	153.4 to 154.4 feet	Vertical Change	-.51	5 ft	5	REF		
43854	163.3 to 164.3 feet	Vertical Change	-.58	5 ft	5	REF		
40096	173.0 to 174.0 feet	Running Slope	5.0-6.0%	5 ft	5	REF		
50680	173.2 to 177.2 feet	Vertical Change	-.31	5 ft	20	REF		
3421	174.3 to 175.3 feet	Cross Slope (Driveway)	10.0-11.0%	5 ft	5	SF	$40	**$200**
41236	179.9 to 180.9 feet	Vertical Change	-1.95	5 ft	5	SF	$75	**$375**
51601	194.7 to 195.7 feet	Vertical Change	-.3	5 ft	5	LF	$75	**$375**
42036	214.5 to 215.5 feet	Vertical Change	-.76	5 ft	5	SF	$75	**$375**
47500	224.5 to 225.5 feet	Vertical Change	-.41	5 ft	5	LF	$75	**$375**
49959	234.4 to 235.4 feet	Vertical Change	-.33	5 ft	5	LF	$75	**$375**
3422	240.3 to 245.7 feet	Cross Slope (PAR)	2.0-3.0%	5 ft	27	SF	$120	**$3,240**
53468	244.2 to 245.2 feet	Vertical Change	-.26	5 ft	5	REF		
3423	248.9 to 254.5 feet	Cross Slope (PAR)	2.0-3.0%	5 ft	28	SF	$120	**$3,360**
49303	263.9 to 264.9 feet	Vertical Change	-.35	5 ft	5	LF	$75	**$375**
3424	266.4 to 283.5 feet	Cross Slope (PAR)	2.0-3.0%	5 ft	86	SF	$120	**$10,260**
47249	273.8 to 274.8 feet	Vertical Change	-.42	5 ft	5	REF		
47250	293.6 to 294.6 feet	Vertical Change	-.42	5 ft	5	LF	$75	**$375**
44833	303.5 to 304.5 feet	Vertical Change	-.53	5 ft	5	SF	$75	**$375**
3425	313.7 to 324.4 feet	Cross Slope (PAR)	2.0-3.0%	5 ft	53	SF	$120	**$6,420**
57909	320.0 to 363.5 feet	Driveway				REF		
41320	322.0 to 323.0 feet	Vertical Change	-1.49	5 ft	5	REF		
47010	325.9 to 329.9 feet	Vertical Change	-.43	5 ft	20	REF		
3426	327.9 to 329.4 feet	Cross Slope (Driveway)	11.0-12.0%	5 ft	8	SF	$40	**$300**
3427	330.0 to 334.4 feet	Cross Slope (Driveway)	9.0-10.0%	5 ft	22	SF	$40	**$880**
3429	334.4 to 352.7 feet	Cross Slope (Driveway)	7.0-8.0%	5 ft	92	SF	$40	**$3,660**
50681	339.1 to 340.1 feet	Vertical Change	-.31	5 ft	5	REF		
52957	349.1 to 350.1 feet	Vertical Change	-.27	5 ft	5	REF		
3433	352.7 to 358.7 feet	Cross Slope (Driveway)	5.0-6.0%	5 ft	30	SF	$40	**$1,200**

Funding Source: TBD **Year to be Completed** TBD

Street Side	Run ID	Survey Street Name	Starting Street Name	End Street Name	Priority
S	1908211121	AVE 26	S FIG TREE BLVD	W GOLF DR	86.25

ID	Dist. from Corner	Barrier Type	As-is Measurement/Notes	Sidewalk Width	Qty	Unit	Cost	Total
49960	359.1 to 360.1 feet	Vertical Change	-.33	5 ft	5	REF		
40097	359.2 to 361.3 feet	Running Slope	6.0-7.0%	5 ft	11	REF		
3434	359.4 to 361.1 feet	Cross Slope (Driveway)	7.0-8.0%	5 ft	9	SF	$40	$340
41600	365.5 to 366.5 feet	Vertical Change	-.98	5 ft	5	SF	$75	$375
3435	367.9 to 373.5 feet	Cross Slope (PAR)	2.0-3.0%	5 ft	28	SF	$120	$3,360
49304	368.7 to 369.7 feet	Vertical Change	-.35	5 ft	5	REF		
50682	372.7 to 373.7 feet	Vertical Change	-.31	5 ft	5	REF		
41934	376.4 to 377.4 feet	Vertical Change	-.79	5 ft	5	SF	$75	$375
3436	382.0 to 386.5 feet	Cross Slope (PAR)	2.0-3.0%	5 ft	23	SF	$120	$2,700
44203	384.3 to 385.3 feet	Vertical Change	-.56	5 ft	5	REF		
41345	392.4 to 393.4 feet	Vertical Change	-1.4	5 ft	5	SF	$75	$375
44631	402.6 to 403.6 feet	Vertical Change	-.54	5 ft	5	SF	$75	$375
42877	412.3 to 413.3 feet	Vertical Change	-.65	5 ft	5	SF	$75	$375
45017	422.4 to 423.4 feet	Vertical Change	-.52	5 ft	5	SF	$75	$375
49305	432.3 to 433.3 feet	Vertical Change	-.35	5 ft	5	REF		
3437	432.3 to 434.7 feet	Cross Slope (PAR)	2.0-3.0%	5 ft	12	SF	$120	$1,440
42225	442.2 to 443.2 feet	Vertical Change	-.72	5 ft	5	SF	$75	$375
3438	447.6 to 454.7 feet	Cross Slope (PAR)	2.0-3.0%	5 ft	36	SF	$120	$4,260
46802	452.1 to 453.1 feet	Vertical Change	-.44	5 ft	5	REF		
3439	457.1 to 464.5 feet	Cross Slope (PAR)	2.0-3.0%	5 ft	37	SF	$120	$4,440
41588	461.8 to 462.8 feet	Vertical Change	-.99	5 ft	5	REF		
3440	470.5 to 578.2 feet	Cross Slope (PAR)	2.0-3.0%	5 ft	539	SF	$120	$64,620
41738	471.7 to 472.7 feet	Vertical Change	-.87	5 ft	5	REF		
42007	481.7 to 482.7 feet	Vertical Change	-.77	5 ft	5	REF		
46334	511.3 to 512.3 feet	Vertical Change	-.46	5 ft	5	REF		
47251	531.2 to 532.2 feet	Vertical Change	-.42	5 ft	5	REF		
42550	540.8 to 541.8 feet	Vertical Change	-.68	5 ft	5	REF		
46335	550.6 to 551.6 feet	Vertical Change	-.46	5 ft	5	REF		

Funding Source: TBD **Year to be Completed** TBD

Street Side	Run ID	Survey Street Name	Starting Street Name	End Street Name	Priority
S	1908211121	AVE 26	S FIG TREE BLVD	W GOLF DR	86.25

ID	Dist. from Corner	Barrier Type	As-is Measurement/Notes	Sidewalk Width	Qty	Unit	Cost	Total
46803	560.5 to 561.5 feet	Vertical Change	-.44	5 ft	5	REF		
50683	570.7 to 571.7 feet	Vertical Change	-.31	5 ft	5	REF		
45901	574.4 to 575.4 feet	Vertical Change	-.48	5 ft	5	REF		
47913	580.4 to 583.2 feet	Vertical Change	-.4	5 ft	14	LF	$75	**$1,050**
45698	588.6 to 589.6 feet	Vertical Change	-.49	5 ft	5	LF	$75	**$375**
3447	591.1 to 601.0 feet	Cross Slope (PAR)	2.0-3.0%	5 ft	50	SF	$120	**$5,940**
50310	596.0 to 597.0 feet	Vertical Change	-.32	5 ft	5	REF		
3449	601.0 to 604.9 feet	Cross Slope (PAR)	4.0-5.0%	5 ft	20	SF	$120	**$2,340**
3451	604.9 to 609.2 feet	Cross Slope (PAR)	6.0-7.0%	5 ft	22	SF	$120	**$2,580**
44026	606.2 to 607.2 feet	Vertical Change	-.57	5 ft	5	REF		
3452	609.2 to 611.8 feet	Cross Slope (PAR)	5.0-6.0%	5 ft	13	SF	$120	**$1,560**
52958	610.0 to 612.3 feet	Vertical Change	-.27	5 ft	11	REF		
3454	611.8 to 613.3 feet	Cross Slope (PAR)	3.0-4.0%	5 ft	8	SF	$120	**$900**
3455	613.3 to 620.5 feet	Cross Slope (PAR)	2.0-3.0%	5 ft	36	SF	$120	**$4,320**
47914	618.9 to 619.9 feet	Vertical Change	-.4	5 ft	5	REF		

TOTAL COST FOR: S *side of* **AVE 26** *Starting at:* **S FIG TREE BLVD** **$184,170.00**

Funding Source: TBD **Year to be Completed** TBD

Street Side	Run ID	Survey Street Name	Starting Street Name	End Street Name	Priority
S	1908211021	AVE 26	S GENOA LAKE WAY	S FIG TREE BLVD	70

ID	Dist. from Corner	Barrier Type	As-is Measurement/Notes	Sidewalk Width	Qty	Unit	Cost	Total
2995	0.0 to 54.5 feet	Cross Slope (PAR)	2.0-3.0%	5 ft	273	SF	$120	**$32,700**
45896	4.1 to 5.1 feet	**Vertical Change**	-.48	5 ft	5	REF		
53418	8.3 to 11.5 feet	**Vertical Change**	-.26	5 ft	16	REF		
53419	14.9 to 15.9 feet	**Vertical Change**	-.26	5 ft	5	REF		
49949	19.3 to 20.3 feet	**Vertical Change**	-.33	5 ft	5	REF		
55985	19.3 to 20.3 feet	**Vertical Change**	.39	5 ft	5	REF		
53420	31.6 to 32.6 feet	**Vertical Change**	-.26	5 ft	5	REF		
52909	43.6 to 44.6 feet	**Vertical Change**	-.27	5 ft	5	REF		
50302	47.8 to 48.8 feet	**Vertical Change**	-.32	5 ft	5	REF		
3001	62.5 to 63.9 feet	Cross Slope (PAR)	2.0-3.0%	5 ft	7	SF	$120	**$840**
3002	83.6 to 96.9 feet	Cross Slope (PAR)	2.0-3.0%	5 ft	67	SF	$120	**$7,980**
53421	88.3 to 89.3 feet	**Vertical Change**	-.26	5 ft	5	REF		
3003	100.8 to 111.3 feet	Cross Slope (PAR)	2.0-3.0%	5 ft	53	SF	$120	**$6,300**
3004	113.8 to 117.9 feet	Cross Slope (PAR)	2.0-3.0%	5 ft	21	SF	$120	**$2,460**
3005	121.5 to 126.1 feet	Cross Slope (PAR)	2.0-3.0%	5 ft	23	SF	$120	**$2,760**
3006	130.3 to 156.1 feet	Cross Slope (PAR)	2.0-3.0%	5 ft	129	SF	$120	**$15,480**
3008	166.3 to 192.0 feet	Cross Slope (PAR)	2.0-3.0%	5 ft	129	SF	$120	**$15,420**
3011	205.2 to 208.3 feet	Cross Slope (PAR)	2.0-3.0%	5 ft	16	SF	$120	**$1,860**
47005	205.5 to 206.5 feet	**Vertical Change**	-.43	5 ft	5	REF		
42117	205.8 to 206.8 feet	**Vertical Change**	-.74	5 ft	5	REF		
57240	205.8 to 206.8 feet	**Vertical Change**	.77	5 ft	5	REF		
3012	212.6 to 218.8 feet	Cross Slope (PAR)	2.0-3.0%	5 ft	31	SF	$120	**$3,720**
52910	213.0 to 216.4 feet	**Vertical Change**	-.27	5 ft	17	REF		
52911	220.5 to 221.5 feet	**Vertical Change**	-.27	5 ft	5	LF	$75	**$375**
3013	228.1 to 260.0 feet	Cross Slope (PAR)	2.0-3.0%	5 ft	160	SF	$120	**$19,140**
48718	235.2 to 236.2 feet	**Vertical Change**	-.37	5 ft	5	REF		
41974	244.8 to 245.8 feet	**Vertical Change**	-.78	5 ft	5	REF		
53905	251.9 to 252.9 feet	**Vertical Change**	-.25	5 ft	5	REF		

Funding Source: TBD **Year to be Completed** TBD

Street Side	Run ID	Survey Street Name	Starting Street Name	End Street Name	Priority
S	1908211021	AVE 26	S GENOA LAKE WAY	S FIG TREE BLVD	70

ID	Dist. from Corner	Barrier Type	As-is Measurement/Notes	Sidewalk Width	Qty	Unit	Cost	Total
42459	254.1 to 255.1 feet	Vertical Change	-.69	5 ft	5	REF		
44406	273.4 to 274.4 feet	Vertical Change	-.55	5 ft	5	SF	$75	$375
3015	301.1 to 302.5 feet	Cross Slope (PAR)	2.0-3.0%	5 ft	7	SF	$120	$840
3016	319.9 to 329.1 feet	Cross Slope (PAR)	2.0-3.0%	5 ft	46	SF	$120	$5,520
43852	323.6 to 324.6 feet	Vertical Change	-.58	5 ft	5	REF		
3017	333.2 to 336.8 feet	Cross Slope (PAR)	2.0-3.0%	5 ft	18	SF	$120	$2,160
41815	333.4 to 334.4 feet	Vertical Change	-.83	5 ft	5	REF		
52912	338.5 to 339.5 feet	Vertical Change	-.27	5 ft	5	LF	$75	$375
3018	340.4 to 343.1 feet	Cross Slope (PAR)	2.0-3.0%	5 ft	14	SF	$120	$1,620
3019	345.6 to 372.0 feet	Cross Slope (PAR)	2.0-3.0%	5 ft	132	SF	$120	$15,840
53906	352.7 to 353.7 feet	Vertical Change	-.25	5 ft	5	REF		
55952	352.7 to 353.7 feet	Vertical Change	.33	5 ft	5	REF		
51578	355.0 to 356.0 feet	Vertical Change	-.3	5 ft	5	REF		
41719	362.0 to 363.0 feet	Vertical Change	-.88	5 ft	5	REF		
53422	364.6 to 365.6 feet	Vertical Change	-.26	5 ft	5	REF		
41975	371.9 to 372.9 feet	Vertical Change	-.78	5 ft	5	REF		
53423	377.1 to 378.1 feet	Vertical Change	-.26	5 ft	5	LF	$75	$375
51995	381.9 to 385.5 feet	Vertical Change	-.29	5 ft	18	LF	$75	$1,350
47497	391.7 to 392.7 feet	Vertical Change	-.41	5 ft	5	LF	$75	$375
53424	396.9 to 397.9 feet	Vertical Change	-.26	5 ft	5	LF	$75	$375
3024	399.5 to 401.9 feet	Cross Slope (PAR)	2.0-3.0%	5 ft	12	SF	$120	$1,440
3025	406.2 to 409.7 feet	Cross Slope (PAR)	2.0-3.0%	5 ft	18	SF	$120	$2,100
46799	411.4 to 412.4 feet	Vertical Change	-.44	5 ft	5	LF	$75	$375
48434	431.8 to 432.8 feet	Vertical Change	-.38	5 ft	5	LF	$75	$375
3026	436.6 to 460.3 feet	Cross Slope (PAR)	2.0-3.0%	5 ft	119	SF	$120	$14,220
48153	441.5 to 445.0 feet	Vertical Change	-.39	5 ft	18	REF		
52914	448.8 to 449.8 feet	Vertical Change	-.27	5 ft	5	REF		
42222	451.0 to 452.0 feet	Vertical Change	-.72	5 ft	5	REF		

Funding Source: TBD **Year to be Completed** TBD

Street Side	Run ID	Survey Street Name	Starting Street Name	End Street Name	Priority
S	1908211021	AVE 26	S GENOA LAKE WAY	S FIG TREE BLVD	70

ID	Dist. from Corner	Barrier Type	As-is Measurement/Notes	Sidewalk Width	Qty	Unit	Cost	Total
52915	460.8 to 461.8 feet	Vertical Change	-.27	5 ft	5	LF	$75	$375
3028	463.1 to 488.3 feet	Cross Slope (PAR)	2.0-3.0%	5 ft	126	SF	$120	$15,120
43223	470.7 to 471.7 feet	Vertical Change	-.62	5 ft	5	REF		
41693	480.5 to 481.5 feet	Vertical Change	-.9	5 ft	5	REF		
47006	490.4 to 491.4 feet	Vertical Change	-.43	5 ft	5	LF	$75	$375
50667	510.8 to 511.8 feet	Vertical Change	-.31	5 ft	5	LF	$75	$375
55939	510.9 to 511.9 feet	Vertical Change	.3	5 ft	5	LF	$75	$375
44626	520.9 to 521.9 feet	Vertical Change	-.54	5 ft	5	SF	$75	$375
3031	526.2 to 578.2 feet	Cross Slope (PAR)	2.0-3.0%	5 ft	260	SF	$120	$31,200
42223	531.1 to 532.1 feet	Vertical Change	-.72	5 ft	5	REF		
53908	540.9 to 544.3 feet	Vertical Change	-.25	5 ft	17	REF		
41761	550.1 to 551.1 feet	Vertical Change	-.86	5 ft	5	REF		
51579	552.5 to 553.5 feet	Vertical Change	-.3	5 ft	5	REF		
53425	557.0 to 558.0 feet	Vertical Change	-.26	5 ft	5	REF		
53909	564.3 to 565.3 feet	Vertical Change	-.25	5 ft	5	REF		
41786	569.2 to 570.2 feet	Vertical Change	-.85	5 ft	5	REF		
52916	571.8 to 580.0 feet	Vertical Change	-.27	5 ft	41	REF		
41976	588.8 to 589.8 feet	Vertical Change	-.78	5 ft	5	SF	$75	$375
53910	591.3 to 594.8 feet	Vertical Change	-.25	5 ft	18	LF	$75	$1,313
49950	598.9 to 599.9 feet	Vertical Change	-.33	5 ft	5	LF	$75	$375
55961	599.0 to 600.0 feet	Vertical Change	.35	5 ft	5	LF	$75	$375
50668	604.1 to 605.1 feet	Vertical Change	-.31	5 ft	5	LF	$75	$375
52423	609.2 to 615.4 feet	Vertical Change	-.28	5 ft	31	LF	$75	$2,325
44407	619.2 to 620.2 feet	Vertical Change	-.55	5 ft	5	SF	$75	$375
3037	623.4 to 626.3 feet	Cross Slope (PAR)	2.0-3.0%	5 ft	14	SF	$120	$1,740
51580	624.5 to 628.1 feet	Vertical Change	-.3	5 ft	18	REF		
3038	629.3 to 667.9 feet	Cross Slope (PAR)	2.0-3.0%	5 ft	193	SF	$120	$23,160
43561	629.7 to 630.7 feet	Vertical Change	-.6	5 ft	5	REF		

Funding Source: TBD **Year to be Completed** TBD

Street Side	Run ID	Survey Street Name	Starting Street Name	End Street Name	Priority
S	1908211021	AVE 26	S GENOA LAKE WAY	S FIG TREE BLVD	70

ID	Dist. from Corner	Barrier Type	As-is Measurement/Notes	Sidewalk Width	Qty	Unit	Cost	Total
52918	632.3 to 646.5 feet	Vertical Change	-.27	5 ft	71	REF		
42975	650.2 to 651.2 feet	Vertical Change	-.64	5 ft	5	REF		
53911	652.0 to 653.0 feet	Vertical Change	-.25	5 ft	5	REF		
51997	656.9 to 660.4 feet	Vertical Change	-.29	5 ft	18	REF		
42976	664.2 to 665.2 feet	Vertical Change	-.64	5 ft	5	REF		
3041	673.3 to 677.5 feet	Cross Slope (PAR)	2.0-3.0%	5 ft	21	SF	$120	**$2,520**
42754	674.1 to 675.1 feet	Vertical Change	-.66	5 ft	5	REF		
3042	679.7 to 687.2 feet	Cross Slope (PAR)	2.0-3.0%	5 ft	38	SF	$120	**$4,500**
41762	684.1 to 685.1 feet	Vertical Change	-.86	5 ft	5	REF		
43224	694.1 to 695.1 feet	Vertical Change	-.62	5 ft	5	SF	$75	**$375**
3043	696.8 to 705.2 feet	Cross Slope (PAR)	2.0-3.0%	5 ft	42	SF	$120	**$5,040**
48436	704.2 to 705.2 feet	Vertical Change	-.38	5 ft	5	REF		
44627	714.2 to 715.2 feet	Vertical Change	-.54	5 ft	5	SF	$75	**$375**
3044	722.5 to 732.3 feet	Cross Slope (PAR)	2.0-3.0%	5 ft	49	SF	$120	**$5,880**
41417	724.1 to 725.1 feet	Vertical Change	-1.23	5 ft	5	REF		
42874	734.1 to 735.1 feet	Vertical Change	-.65	5 ft	5	SF	$75	**$375**
3046	735.3 to 737.7 feet	Cross Slope (PAR)	2.0-3.0%	5 ft	12	SF	$120	**$1,440**
3047	740.2 to 805.3 feet	Cross Slope (PAR)	2.0-3.0%	5 ft	326	SF	$120	**$39,060**
42977	744.0 to 745.0 feet	Vertical Change	-.64	5 ft	5	REF		
44829	754.0 to 755.0 feet	Vertical Change	-.53	5 ft	5	REF		
42004	764.1 to 765.1 feet	Vertical Change	-.77	5 ft	5	REF		
43373	774.1 to 775.1 feet	Vertical Change	-.61	5 ft	5	REF		
42661	784.0 to 785.0 feet	Vertical Change	-.67	5 ft	5	REF		
42545	794.0 to 795.0 feet	Vertical Change	-.68	5 ft	5	REF		
41977	803.9 to 804.9 feet	Vertical Change	-.78	5 ft	5	REF		
3050	809.7 to 817.9 feet	Cross Slope (PAR)	2.0-3.0%	5 ft	41	SF	$120	**$4,920**
46333	813.9 to 814.9 feet	Vertical Change	-.46	5 ft	5	REF		
3051	821.4 to 831.4 feet	Cross Slope (PAR)	2.0-3.0%	5 ft	50	SF	$120	**$6,000**

Funding Source: TBD **Year to be Completed** TBD

Street Side	Run ID	Survey Street Name	Starting Street Name	End Street Name	Priority
S	1908211021	AVE 26	S GENOA LAKE WAY	S FIG TREE BLVD	70

ID	Dist. from Corner	Barrier Type	As-is Measurement/Notes	Sidewalk Width	Qty	Unit	Cost	Total
43096	823.9 to 824.9 feet	Vertical Change	-.63	5 ft	5	REF		
44830	834.0 to 835.0 feet	Vertical Change	-.53	5 ft	5	SF	$75	$375
41336	843.9 to 844.9 feet	Vertical Change	-1.43	5 ft	5	REF		
3052	844.4 to 849.0 feet	Cross Slope (PAR)	2.0-3.0%	5 ft	23	SF	$120	$2,760
3053	851.2 to 882.3 feet	Cross Slope (PAR)	2.0-3.0%	5 ft	156	SF	$120	$18,660
45695	853.9 to 854.9 feet	Vertical Change	-.49	5 ft	5	REF		
42273	863.9 to 864.9 feet	Vertical Change	-.71	5 ft	5	REF		
41889	883.9 to 884.9 feet	Vertical Change	-.8	5 ft	5	REF		
3055	884.4 to 887.9 feet	Cross Slope (PAR)	2.0-3.0%	5 ft	18	SF	$120	$2,100
3056	892.2 to 918.7 feet	Cross Slope (PAR)	2.0-3.0%	5 ft	133	SF	$120	$15,900
42460	893.9 to 894.9 feet	Vertical Change	-.69	5 ft	5	REF		
46800	903.9 to 904.9 feet	Vertical Change	-.44	5 ft	5	REF		
43374	913.9 to 914.9 feet	Vertical Change	-.61	5 ft	5	REF		
3057	923.3 to 1085.8 feet	Cross Slope (PAR)	2.0-3.0%	5 ft	813	SF	$120	$97,500
44023	923.9 to 924.9 feet	Vertical Change	-.57	5 ft	5	REF		
45897	933.9 to 934.9 feet	Vertical Change	-.48	5 ft	5	REF		
42461	944.0 to 945.0 feet	Vertical Change	-.69	5 ft	5	REF		
42034	954.0 to 955.0 feet	Vertical Change	-.76	5 ft	5	REF		
42118	963.9 to 964.9 feet	Vertical Change	-.74	5 ft	5	REF		
42274	973.9 to 974.9 feet	Vertical Change	-.71	5 ft	5	REF		
42376	983.8 to 984.8 feet	Vertical Change	-.7	5 ft	5	REF		
42662	993.8 to 994.8 feet	Vertical Change	-.67	5 ft	5	REF		
45203	1003.8 to 1004.8 feet	Vertical Change	-.51	5 ft	5	REF		
42546	1013.8 to 1014.8 feet	Vertical Change	-.68	5 ft	5	REF		
42875	1023.7 to 1024.7 feet	Vertical Change	-.65	5 ft	5	REF		
41816	1033.7 to 1034.7 feet	Vertical Change	-.83	5 ft	5	REF		
54131	1043.8 to 1044.8 feet	Vertical Change	.25	5 ft	5	REF		
42377	1053.6 to 1054.6 feet	Vertical Change	-.7	5 ft	5	REF		

Funding Source: TBD **Year to be Completed** TBD

Street Side	Run ID	Survey Street Name	Starting Street Name	End Street Name	Priority
S	1908211021	AVE 26	S GENOA LAKE WAY	S FIG TREE BLVD	70

ID	Dist. from Corner	Barrier Type	As-is Measurement/Notes	Sidewalk Width	Qty	Unit	Cost	Total
43225	1063.6 to 1064.6 feet	Vertical Change	-.62	5 ft	5	REF		
41451	1073.5 to 1074.5 feet	Vertical Change	-1.15	5 ft	5	REF		
41223	1083.6 to 1084.6 feet	Vertical Change	-2.1	5 ft	5	REF		
3062	1089.7 to 1090.8 feet	Cross Slope (PAR)	2.0-3.0%	5 ft	6	SF	$120	**$660**
42119	1093.5 to 1094.5 feet	Vertical Change	-.74	5 ft	5	SF	$75	**$375**
3063	1101.3 to 1102.6 feet	Cross Slope (PAR)	2.0-3.0%	5 ft	6	SF	$120	**$780**
42005	1103.5 to 1104.5 feet	Vertical Change	-.77	5 ft	5	SF	$75	**$375**
3064	1107.3 to 1115.3 feet	Cross Slope (PAR)	2.0-3.0%	5 ft	40	SF	$120	**$4,800**
45480	1114.7 to 1115.7 feet	Vertical Change	-.5	5 ft	5	REF		
49298	1120.9 to 1121.9 feet	Vertical Change	-.35	5 ft	5	LF	$75	**$375**
3066	1122.0 to 1126.0 feet	Cross Slope (PAR)	2.0-3.0%	5 ft	20	SF	$120	**$2,400**

TOTAL COST FOR: S *side of* **AVE 26** *Starting at:* **S GENOA LAKE WAY** **$452,902.50**

Funding Source: TBD **Year to be Completed** TBD

Street Side	Run ID	Survey Street Name	Starting Street Name	End Street Name	Priority
S	1908210855	AVE 26	S MONTGOMERY LAKE	PARKING LOT ENTRANCE	59.25

ID	Dist. from Corner	Barrier Type	As-is Measurement/Notes	Sidewalk Width	Qty	Unit	Cost	Total
2065	0.0 to 1.6 feet	Cross Slope (PAR)	2.0-3.0%	5 ft	8	SF	$120	**$960**
40009	0.0 to 2.9 feet	Running Slope	6.0-7.0%	5 ft	15	REF		
40010	2.9 to 4.3 feet	Running Slope	5.0-6.0%	5 ft	7	SF	$120	**$840**
41718	28.9 to 29.9 feet	**Vertical Change**	-.88	5 ft	5	SF	$75	**$375**
46998	38.5 to 39.5 feet	**Vertical Change**	-.43	5 ft	5	LF	$75	**$375**
2066	48.4 to 74.3 feet	Cross Slope (PAR)	2.0-3.0%	5 ft	130	SF	$120	**$15,540**
44824	48.7 to 49.7 feet	**Vertical Change**	-.53	5 ft	5	REF		
53862	50.9 to 54.1 feet	**Vertical Change**	-.25	5 ft	16	REF		
53367	57.6 to 58.6 feet	**Vertical Change**	-.26	5 ft	5	REF		
42375	59.8 to 60.8 feet	**Vertical Change**	-.7	5 ft	5	REF		
52375	62.5 to 66.2 feet	**Vertical Change**	-.28	5 ft	19	REF		
41856	70.2 to 71.2 feet	**Vertical Change**	-.81	5 ft	5	REF		
52376	75.0 to 76.0 feet	**Vertical Change**	-.28	5 ft	5	LF	$75	**$375**
2067	78.1 to 127.5 feet	Cross Slope (PAR)	2.0-3.0%	5 ft	247	SF	$120	**$29,640**
42072	79.9 to 80.9 feet	**Vertical Change**	-.75	5 ft	5	REF		
52862	82.2 to 83.2 feet	**Vertical Change**	-.27	5 ft	5	REF		
53863	87.1 to 88.1 feet	**Vertical Change**	-.25	5 ft	5	REF		
52377	99.4 to 100.4 feet	**Vertical Change**	-.28	5 ft	5	REF		
48123	119.2 to 120.2 feet	**Vertical Change**	-.39	5 ft	5	REF		
46094	129.0 to 132.7 feet	**Vertical Change**	-.47	5 ft	18	LF	$75	**$1,388**
2074	132.3 to 142.4 feet	Cross Slope (PAR)	2.0-3.0%	5 ft	50	SF	$120	**$6,060**
45888	139.6 to 140.6 feet	**Vertical Change**	-.48	5 ft	5	REF		
50640	144.9 to 145.9 feet	**Vertical Change**	-.31	5 ft	5	LF	$75	**$375**
2075	147.9 to 296.6 feet	Cross Slope (PAR)	2.0-3.0%	5 ft	744	SF	$120	**$89,220**
42752	149.8 to 150.8 feet	**Vertical Change**	-.66	5 ft	5	REF		
52379	152.4 to 158.5 feet	**Vertical Change**	-.28	5 ft	31	REF		
44188	160.1 to 161.1 feet	**Vertical Change**	-.56	5 ft	5	REF		
47475	169.6 to 170.6 feet	**Vertical Change**	-.41	5 ft	5	REF		

Funding Source: TBD **Year to be Completed** TBD

Street Side	Run ID	Survey Street Name	Starting Street Name	End Street Name	Priority
S	1908210855	AVE 26	S MONTGOMERY LAKE	PARKING LOT ENTRANCE	59.25

ID	Dist. from Corner	Barrier Type	As-is Measurement/Notes	Sidewalk Width	Qty	Unit	Cost	Total
56959	169.7 to 170.7 feet	Vertical Change	.56	5 ft	5	REF		
51957	174.5 to 175.5 feet	Vertical Change	-.29	5 ft	5	REF		
51958	177.7 to 178.7 feet	Vertical Change	-.29	5 ft	5	REF		
53864	183.1 to 186.7 feet	Vertical Change	-.25	5 ft	18	REF		
43850	188.3 to 189.3 feet	Vertical Change	-.58	5 ft	5	REF		
51959	193.5 to 197.1 feet	Vertical Change	-.29	5 ft	18	REF		
43694	198.7 to 199.7 feet	Vertical Change	-.59	5 ft	5	REF		
53369	204.1 to 212.8 feet	Vertical Change	-.26	5 ft	44	REF		
51960	219.3 to 220.3 feet	Vertical Change	-.29	5 ft	5	REF		
41857	221.0 to 222.0 feet	Vertical Change	-.81	5 ft	5	REF		
52380	223.6 to 224.6 feet	Vertical Change	-.28	5 ft	5	REF		
53866	228.7 to 232.2 feet	Vertical Change	-.25	5 ft	18	REF		
41971	232.3 to 233.3 feet	Vertical Change	-.78	5 ft	5	REF		
52863	233.7 to 234.7 feet	Vertical Change	-.27	5 ft	5	REF		
52382	238.7 to 242.3 feet	Vertical Change	-.28	5 ft	18	REF		
41929	243.6 to 244.6 feet	Vertical Change	-.79	5 ft	5	REF		
52864	251.1 to 254.6 feet	Vertical Change	-.27	5 ft	18	REF		
50264	261.1 to 264.6 feet	Vertical Change	-.32	5 ft	18	REF		
42002	265.9 to 266.9 feet	Vertical Change	-.77	5 ft	5	REF		
50643	268.4 to 269.4 feet	Vertical Change	-.31	5 ft	5	REF		
51547	273.4 to 274.4 feet	Vertical Change	-.3	5 ft	5	REF		
42869	277.1 to 278.1 feet	Vertical Change	-.65	5 ft	5	REF		
51962	282.2 to 288.2 feet	Vertical Change	-.29	5 ft	30	REF		
42176	288.5 to 289.5 feet	Vertical Change	-.73	5 ft	5	REF		
53372	289.7 to 290.7 feet	Vertical Change	-.26	5 ft	5	REF		
53373	297.5 to 298.5 feet	Vertical Change	-.26	5 ft	5	LF	$75	**$375**
42870	300.2 to 301.2 feet	Vertical Change	-.65	5 ft	5	REF		
2089	301.0 to 330.1 feet	Cross Slope (PAR)	2.0-3.0%	5 ft	146	SF	$120	**$17,460**

Funding Source: TBD **Year to be Completed** TBD

Street Side	Run ID	Survey Street Name	Starting Street Name	End Street Name	Priority
S	1908210855	AVE 26	S MONTGOMERY LAKE	PARKING LOT ENTRANCE	59.25

ID	Dist. from Corner	Barrier Type	As-is Measurement/Notes	Sidewalk Width	Qty	Unit	Cost	Total
51548	305.5 to 306.5 feet	Vertical Change	-.3	5 ft	5	REF		
42003	310.5 to 311.5 feet	Vertical Change	-.77	5 ft	5	REF		
51549	315.3 to 316.3 feet	Vertical Change	-.3	5 ft	5	REF		
50265	320.4 to 330.8 feet	Vertical Change	-.32	5 ft	52	REF		
2093	330.1 to 343.5 feet	Cross Slope (PAR)	4.0-5.0%	5 ft	67	SF	$120	**$8,040**
42217	337.6 to 338.6 feet	Vertical Change	-.72	5 ft	5	REF		
2095	343.5 to 354.2 feet	Cross Slope (PAR)	2.0-3.0%	5 ft	54	SF	$120	**$6,420**
53375	349.0 to 350.0 feet	Vertical Change	-.26	5 ft	5	REF		
54156	349.0 to 350.0 feet	Vertical Change	.28	5 ft	5	REF		
2098	357.2 to 361.2 feet	Cross Slope (PAR)	2.0-3.0%	5 ft	20	SF	$120	**$2,400**
52384	359.4 to 360.4 feet	Vertical Change	-.28	5 ft	5	REF		
2099	364.7 to 442.7 feet	Cross Slope (PAR)	2.0-3.0%	5 ft	390	SF	$120	**$46,800**
42457	368.9 to 369.9 feet	Vertical Change	-.69	5 ft	5	REF		
52385	371.5 to 377.8 feet	Vertical Change	-.28	5 ft	32	REF		
43695	379.6 to 380.6 feet	Vertical Change	-.59	5 ft	5	REF		
53868	384.8 to 385.8 feet	Vertical Change	-.25	5 ft	5	REF		
43696	389.5 to 390.5 feet	Vertical Change	-.59	5 ft	5	REF		
50644	394.5 to 395.5 feet	Vertical Change	-.31	5 ft	5	REF		
45003	399.3 to 400.3 feet	Vertical Change	-.52	5 ft	5	REF		
52386	406.5 to 409.8 feet	Vertical Change	-.28	5 ft	17	REF		
54161	408.8 to 409.8 feet	Vertical Change	.29	5 ft	5	REF		
49277	411.3 to 412.3 feet	Vertical Change	-.35	5 ft	5	REF		
41858	419.0 to 420.0 feet	Vertical Change	-.81	5 ft	5	REF		
52387	426.5 to 429.6 feet	Vertical Change	-.28	5 ft	16	REF		
53377	438.3 to 441.7 feet	Vertical Change	-.26	5 ft	17	REF		
43557	448.9 to 449.9 feet	Vertical Change	-.6	5 ft	5	REF		
2107	449.8 to 461.2 feet	Cross Slope (PAR)	2.0-3.0%	5 ft	57	SF	$120	**$6,840**
44618	458.4 to 462.2 feet	Vertical Change	-.54	5 ft	19	REF		

Funding Source: TBD **Year to be Completed** TBD

Street Side	Run ID	Survey Street Name	Starting Street Name	End Street Name	Priority
S	1908210855	AVE 26	S MONTGOMERY LAKE	PARKING LOT ENTRANCE	59.25

ID	Dist. from Corner	Barrier Type	As-is Measurement/Notes	Sidewalk Width	Qty	Unit	Cost	Total
TOTAL COST FOR:	**S**	*side of* **AVE 26**	*Starting at:* **S MONTGOMERY LAKE WAY**					**$233,482.50**

Funding Source: TBD **Year to be Completed** TBD

Street Side	Run ID	Survey Street Name	Starting Street Name	End Street Name	Priority
S	1908211135	AVE 26	W GOLF DR	W GOLF DR	14

ID	Dist. from Corner	Barrier Type	As-is Measurement/Notes	Sidewalk Width	Qty	Unit	Cost	Total
41701	18.2 to 19.2 feet	Vertical Change	-.89	5 ft	5	SF	$75	**$375**
41398	25.8 to 26.8 feet	Vertical Change	-1.27	5 ft	5	SF	$75	**$375**

TOTAL COST FOR: S *side of* **AVE 26** *Starting at:* **W GOLF DR** **$750.00**

Funding Source: TBD **Year to be Completed** TBD

Street Side	Run ID	Survey Street Name	Starting Street Name	End Street Name	Priority
S	1908211146	AVE 26	W GOLF DR	CLUBHOUSE DR	28

ID	Dist. from Corner	Barrier Type	As-is Measurement/Notes	Sidewalk Width	Qty	Unit	Cost	Total
3496	0.0 to 9.3 feet	Cross Slope (PAR)	2.0-3.0%	5 ft	47	SF	$120	**$5,580**
50686	7.9 to 8.9 feet	**Vertical Change**	-.31	5 ft	5	REF		
3498	9.3 to 26.2 feet	Cross Slope (PAR)	4.0-5.0%	5 ft	84	SF	$120	**$10,140**
49309	17.2 to 18.2 feet	**Vertical Change**	-.35	5 ft	5	REF		
52014	21.0 to 22.0 feet	**Vertical Change**	-.29	5 ft	5	REF		
50311	25.6 to 26.6 feet	**Vertical Change**	-.32	5 ft	5	REF		
3504	26.2 to 49.9 feet	Cross Slope (PAR)	2.0-3.0%	5 ft	119	SF	$120	**$14,220**
46107	36.8 to 37.8 feet	**Vertical Change**	-.47	5 ft	5	REF		
49627	45.5 to 46.5 feet	**Vertical Change**	-.34	5 ft	5	REF		
3508	49.9 to 83.8 feet	Cross Slope (PAR)	4.0-5.0%	5 ft	170	SF	$120	**$20,340**
50312	55.1 to 56.1 feet	**Vertical Change**	-.32	5 ft	5	REF		
3512	83.8 to 109.2 feet	Cross Slope (PAR)	2.0-3.0%	5 ft	127	SF	$120	**$15,240**
48729	84.8 to 85.8 feet	**Vertical Change**	-.37	5 ft	5	REF		
48442	94.4 to 95.4 feet	**Vertical Change**	-.38	5 ft	5	REF		
48730	103.9 to 104.9 feet	**Vertical Change**	-.37	5 ft	5	REF		
3513	111.4 to 211.6 feet	Cross Slope (PAR)	2.0-3.0%	5 ft	501	SF	$120	**$60,120**
46108	112.6 to 113.6 feet	**Vertical Change**	-.47	5 ft	5	REF		
50687	121.4 to 122.4 feet	**Vertical Change**	-.31	5 ft	5	REF		
42760	122.6 to 123.6 feet	**Vertical Change**	-.66	5 ft	5	REF		
48443	132.1 to 133.1 feet	**Vertical Change**	-.38	5 ft	5	REF		
46559	151.2 to 152.2 feet	**Vertical Change**	-.45	5 ft	5	REF		
46109	175.9 to 176.9 feet	**Vertical Change**	-.47	5 ft	5	REF		
46805	180.8 to 181.8 feet	**Vertical Change**	-.44	5 ft	5	REF		
57127	190.5 to 191.5 feet	**Vertical Change**	.61	5 ft	5	REF		
52015	200.4 to 201.4 feet	**Vertical Change**	-.29	5 ft	5	REF		
3522	211.6 to 237.3 feet	Cross Slope (PAR)	4.0-5.0%	5 ft	129	SF	$120	**$15,420**
47252	213.8 to 214.8 feet	**Vertical Change**	-.42	5 ft	5	REF		
52960	219.9 to 220.9 feet	**Vertical Change**	-.27	5 ft	5	REF		

Funding Source: TBD **Year to be Completed** TBD

Street Side	Run ID	Survey Street Name	Starting Street Name	End Street Name	Priority
S	1908211146	AVE 26	W GOLF DR	CLUBHOUSE DR	28

ID	Dist. from Corner	Barrier Type	As-is Measurement/Notes	Sidewalk Width	Qty	Unit	Cost	Total
49310	229.4 to 230.4 feet	Vertical Change	-.35	5 ft	5	REF		
46806	236.1 to 237.1 feet	Vertical Change	-.44	5 ft	5	REF		
3524	237.3 to 250.8 feet	Cross Slope (PAR)	2.0-3.0%	5 ft	68	SF	$120	**$8,100**
46110	243.6 to 244.6 feet	Vertical Change	-.47	5 ft	5	REF		
47917	248.6 to 249.6 feet	Vertical Change	-.4	5 ft	5	REF		
3525	269.3 to 271.6 feet	Cross Slope (PAR)	2.0-3.0%	5 ft	12	SF	$120	**$1,380**
3526	274.7 to 349.3 feet	Cross Slope (PAR)	2.0-3.0%	5 ft	373	SF	$120	**$44,760**
49008	277.6 to 278.6 feet	Vertical Change	-.36	5 ft	5	REF		
49962	315.7 to 316.7 feet	Vertical Change	-.33	5 ft	5	REF		
3536	349.3 to 371.4 feet	Cross Slope (PAR)	4.0-5.0%	5 ft	111	SF	$120	**$13,260**
3540	371.4 to 458.2 feet	Cross Slope (PAR)	2.0-3.0%	5 ft	434	SF	$120	**$52,080**
47918	385.1 to 386.1 feet	Vertical Change	-.4	5 ft	5	REF		
53470	424.2 to 425.2 feet	Vertical Change	-.26	5 ft	5	REF		
53933	492.9 to 493.9 feet	Vertical Change	-.25	5 ft	5	LF	$75	**$375**
3561	498.3 to 584.2 feet	Cross Slope (PAR)	2.0-3.0%	5 ft	430	SF	$120	**$51,540**
52961	522.2 to 523.2 feet	Vertical Change	-.27	5 ft	5	REF		
50313	542.0 to 543.0 feet	Vertical Change	-.32	5 ft	5	REF		
49963	552.0 to 553.0 feet	Vertical Change	-.33	5 ft	5	REF		
52460	561.6 to 562.6 feet	Vertical Change	-.28	5 ft	5	REF		
53471	571.4 to 572.4 feet	Vertical Change	-.26	5 ft	5	REF		
49311	582.8 to 583.8 feet	Vertical Change	-.35	5 ft	5	REF		
3572	584.2 to 587.7 feet	Cross Slope (PAR)	4.0-5.0%	5 ft	18	SF	$120	**$2,100**
3574	587.7 to 604.3 feet	Cross Slope (PAR)	2.0-3.0%	5 ft	83	SF	$120	**$9,960**
53934	590.7 to 591.7 feet	Vertical Change	-.25	5 ft	5	REF		
53935	600.4 to 601.4 feet	Vertical Change	-.25	5 ft	5	REF		
54132	600.5 to 601.5 feet	Vertical Change	.25	5 ft	5	REF		
53472	620.1 to 621.1 feet	Vertical Change	-.26	5 ft	5	LF	$75	**$375**
3579	624.5 to 628.3 feet	Cross Slope (PAR)	2.0-3.0%	5 ft	19	SF	$120	**$2,280**

Funding Source: TBD **Year to be Completed** TBD

Street Side	Run ID	Survey Street Name	Starting Street Name	End Street Name	Priority
S	1908211146	AVE 26	W GOLF DR	CLUBHOUSE DR	28

ID	Dist. from Corner	Barrier Type	As-is Measurement/Notes	Sidewalk Width	Qty	Unit	Cost	Total
3580	631.0 to 634.6 feet	Cross Slope (PAR)	2.0-3.0%	5 ft	18	SF	$120	**$2,160**
3581	637.3 to 683.6 feet	Cross Slope (PAR)	2.0-3.0%	5 ft	232	SF	$120	**$27,780**
50314	639.4 to 640.4 feet	**Vertical Change**	-.32	5 ft	5	REF		
3584	683.6 to 698.8 feet	Cross Slope (PAR)	4.0-5.0%	5 ft	76	SF	$120	**$9,120**
3586	698.8 to 703.0 feet	Cross Slope (PAR)	2.0-3.0%	5 ft	21	SF	$120	**$2,520**
3587	705.5 to 708.5 feet	Cross Slope (PAR)	2.0-3.0%	5 ft	15	SF	$120	**$1,800**
50688	784.7 to 785.7 feet	**Vertical Change**	-.31	5 ft	5	LF	$75	**$375**
3588	799.1 to 805.7 feet	Cross Slope (PAR)	2.0-3.0%	5 ft	33	SF	$120	**$3,960**
47014	804.0 to 805.0 feet	**Vertical Change**	-.43	5 ft	5	REF		
3590	805.7 to 860.7 feet	Cross Slope (PAR)	4.0-5.0%	5 ft	275	SF	$120	**$33,000**
42878	842.2 to 843.2 feet	**Vertical Change**	-.65	5 ft	5	REF		
52962	852.4 to 853.4 feet	**Vertical Change**	-.27	5 ft	5	REF		
57910	853.5 to 882.8 feet	Driveway				REF		
3594	860.7 to 877.8 feet	**Cross Slope (Driveway)**	2.0-3.0%	5 ft	86	SF	$40	**$3,420**
3598	877.8 to 883.2 feet	**Cross Slope (Driveway)**	4.0-5.0%	5 ft	27	SF	$40	**$1,080**
3602	883.2 to 1020.1 feet	**Cross Slope (Driveway)**	2.0-3.0%	5 ft	685	SF	$40	**$27,380**
56951	897.3 to 898.3 feet	**Vertical Change**	.55	5 ft	5	REF		
48731	930.3 to 931.3 feet	**Vertical Change**	-.37	5 ft	5	REF		
49628	999.1 to 1000.1 feet	**Vertical Change**	-.34	5 ft	5	REF		
3610	1022.6 to 1025.4 feet	Cross Slope (PAR)	2.0-3.0%	5 ft	14	SF	$120	**$1,680**
3611	1038.8 to 1043.4 feet	Cross Slope (PAR)	2.0-3.0%	5 ft	23	SF	$120	**$2,760**
3612	1049.6 to 1079.9 feet	Cross Slope (PAR)	2.0-3.0%	5 ft	152	SF	$120	**$18,180**
3613	1092.2 to 1113.6 feet	Cross Slope (PAR)	2.0-3.0%	5 ft	107	SF	$120	**$12,840**
3617	1113.6 to 1138.9 feet	Cross Slope (PAR)	4.0-5.0%	5 ft	127	SF	$120	**$15,180**
51603	1125.2 to 1126.2 feet	**Vertical Change**	-.3	5 ft	5	REF		
3621	1138.9 to 1167.2 feet	Cross Slope (PAR)	2.0-3.0%	5 ft	141	SF	$120	**$16,980**
52016	1154.3 to 1155.3 feet	**Vertical Change**	-.29	5 ft	5	REF		
3624	1169.8 to 1182.7 feet	Cross Slope (PAR)	2.0-3.0%	5 ft	65	SF	$120	**$7,740**

Funding Source: TBD **Year to be Completed** TBD

Street Side	Run ID	Survey Street Name	Starting Street Name	End Street Name	Priority
S	1908211146	AVE 26	W GOLF DR	CLUBHOUSE DR	28

ID	Dist. from Corner	Barrier Type	As-is Measurement/Notes	Sidewalk Width	Qty	Unit	Cost	Total
52963	1173.6 to 1174.6 feet	Vertical Change	-.27	5 ft	5	REF		
3628	1182.7 to 1193.2 feet	Cross Slope (PAR)	4.0-5.0%	5 ft	53	SF	$120	$6,300
48444	1183.1 to 1184.1 feet	Vertical Change	-.38	5 ft	5	REF		
3630	1193.2 to 1202.6 feet	Cross Slope (PAR)	2.0-3.0%	5 ft	47	SF	$120	$5,640
49629	1202.4 to 1203.4 feet	Vertical Change	-.34	5 ft	5	REF		
3631	1205.3 to 1216.0 feet	Cross Slope (PAR)	2.0-3.0%	5 ft	54	SF	$120	$6,420
54143	1221.0 to 1222.0 feet	Vertical Change	.26	5 ft	5	LF	$75	$375
3632	1229.0 to 1231.6 feet	Cross Slope (PAR)	2.0-3.0%	5 ft	13	SF	$120	$1,560
3633	1240.3 to 1246.2 feet	Cross Slope (PAR)	2.0-3.0%	5 ft	30	SF	$120	$3,540
57144	1240.5 to 1241.5 feet	Vertical Change	.64	5 ft	5	REF		
3635	1246.2 to 1272.0 feet	Cross Slope (PAR)	4.0-5.0%	5 ft	129	SF	$120	$15,480
49964	1260.0 to 1261.0 feet	Vertical Change	-.33	5 ft	5	REF		
55954	1260.0 to 1261.0 feet	Vertical Change	.33	5 ft	5	REF		
3637	1272.0 to 1317.9 feet	Cross Slope (PAR)	2.0-3.0%	5 ft	230	SF	$120	$27,540
51604	1317.5 to 1318.5 feet	Vertical Change	-.3	5 ft	5	REF		
3638	1320.8 to 1322.0 feet	Cross Slope (PAR)	2.0-3.0%	5 ft	6	SF	$120	$720
3639	1328.0 to 1364.9 feet	Cross Slope (PAR)	2.0-3.0%	5 ft	185	SF	$120	$22,140
3643	1364.9 to 1394.2 feet	Cross Slope (PAR)	4.0-5.0%	5 ft	147	SF	$120	$17,580
51605	1375.0 to 1376.0 feet	Vertical Change	-.3	5 ft	5	REF		
55940	1375.1 to 1376.1 feet	Vertical Change	.3	5 ft	5	REF		
3645	1394.2 to 1443.3 feet	Cross Slope (PAR)	2.0-3.0%	5 ft	246	SF	$120	$29,460
53473	1394.7 to 1395.7 feet	Vertical Change	-.26	5 ft	5	REF		
52461	1443.1 to 1444.1 feet	Vertical Change	-.28	5 ft	5	REF		
3649	1443.3 to 1487.5 feet	Cross Slope (PAR)	4.0-5.0%	5 ft	221	SF	$120	$26,520
46111	1472.1 to 1473.1 feet	Vertical Change	-.47	5 ft	5	REF		
49630	1481.7 to 1482.7 feet	Vertical Change	-.34	5 ft	5	REF		
3652	1487.5 to 1544.7 feet	Cross Slope (PAR)	2.0-3.0%	5 ft	286	SF	$120	$34,320
53474	1491.4 to 1492.4 feet	Vertical Change	-.26	5 ft	5	REF		

Funding Source: TBD **Year to be Completed** TBD

Street Side	Run ID	Survey Street Name	Starting Street Name	End Street Name	Priority
S	1908211146	AVE 26	W GOLF DR	CLUBHOUSE DR	28

ID	Dist. from Corner	Barrier Type	As-is Measurement/Notes	Sidewalk Width	Qty	Unit	Cost	Total
3654	1544.7 to 1627.3 feet	Cross Slope (PAR)	4.0-5.0%	5 ft	413	SF	$120	**$49,560**
3658	1627.3 to 1691.4 feet	Cross Slope (PAR)	2.0-3.0%	5 ft	321	SF	$120	**$38,460**
49965	1667.3 to 1668.3 feet	**Vertical Change**	-.33	5 ft	5	REF		
49966	1676.7 to 1677.7 feet	**Vertical Change**	-.33	5 ft	5	REF		
49312	1686.1 to 1687.1 feet	**Vertical Change**	-.35	5 ft	5	REF		
3664	1691.4 to 1817.2 feet	Cross Slope (PAR)	4.0-5.0%	5 ft	629	SF	$120	**$75,480**
52017	1700.0 to 1701.0 feet	**Vertical Change**	-.29	5 ft	5	REF		
52018	1712.1 to 1713.1 feet	**Vertical Change**	-.29	5 ft	5	REF		
47253	1754.8 to 1758.4 feet	**Vertical Change**	-.42	5 ft	18	REF		
52019	1767.0 to 1768.0 feet	**Vertical Change**	-.29	5 ft	5	REF		
53475	1785.8 to 1786.8 feet	**Vertical Change**	-.26	5 ft	5	REF		
52462	1804.7 to 1805.7 feet	**Vertical Change**	-.28	5 ft	5	REF		
3674	1817.2 to 1821.4 feet	Cross Slope (PAR)	2.0-3.0%	5 ft	21	SF	$120	**$2,520**
52020	1818.6 to 1819.6 feet	**Vertical Change**	-.29	5 ft	5	REF		

TOTAL COST FOR: S *side of* **AVE 26** *Starting at:* **W GOLF DR** **$878,840.00**

Funding Source: TBD **Year to be Completed** TBD

Street Side	Run ID	Survey Street Name	Starting Street Name	End Street Name	Priority
N	1908210955	BIDAN AVE	VERDONE ST	VERTE ST	85.5

ID	Dist. from Corner	Barrier Type	As-is Measurement/Notes	Sidewalk Width	Qty	Unit	Cost	Total
2710	3.4 to 11.3 feet	Cross Slope (PAR)	2.0-3.0%	5 ft	40	SF	$120	**$4,740**
49289	5.2 to 6.2 feet	Vertical Change	-.35	5 ft	5	REF		
57429	6.6 to 7.6 feet	Vertical Change	1.25	5 ft	5	REF		
41294	6.7 to 7.7 feet	Vertical Change	-1.6	5 ft	5	REF		
55958	6.8 to 7.8 feet	Vertical Change	.34	5 ft	5	REF		
41328	6.9 to 7.9 feet	Vertical Change	-1.46	5 ft	5	REF		
41252	7.2 to 8.2 feet	Vertical Change	-1.85	5 ft	5	REF		
57869	28.8 to 63.9 feet	Driveway				REF		
2711	30.3 to 32.4 feet	Cross Slope (Driveway)	2.0-3.0%	5 ft	11	SF	$40	**$420**
48711	32.2 to 33.2 feet	Vertical Change	-.37	5 ft	5	REF		
2712	35.8 to 60.3 feet	Cross Slope (Driveway)	10.0-11.0%	5 ft	123	SF	$40	**$4,900**
53891	62.6 to 63.6 feet	Vertical Change	-.25	5 ft	5	REF		
2713	81.4 to 87.4 feet	Cross Slope (PAR)	2.0-3.0%	5 ft	30	SF	$120	**$3,600**
2714	94.5 to 98.0 feet	Cross Slope (PAR)	2.0-3.0%	5 ft	18	SF	$120	**$2,100**
52411	95.4 to 96.4 feet	Vertical Change	-.28	5 ft	5	REF		
2715	100.7 to 104.8 feet	Cross Slope (PAR)	2.0-3.0%	5 ft	21	SF	$120	**$2,460**
57870	101.8 to 136.7 feet	Driveway				REF		
52895	105.3 to 106.3 feet	Vertical Change	-.27	5 ft	5	REF		
2716	108.8 to 133.8 feet	Cross Slope (Driveway)	10.0-11.0%	5 ft	125	SF	$40	**$5,000**
40060	133.2 to 134.3 feet	Running Slope	5.0-6.0%	5 ft	6	REF		
48144	135.8 to 139.8 feet	Vertical Change	-.39	5 ft	20	REF		
2721	141.1 to 145.3 feet	Cross Slope (PAR)	2.0-3.0%	5 ft	21	SF	$120	**$2,520**
41478	141.3 to 142.3 feet	Vertical Change	-1.12	5 ft	5	REF		
45474	141.5 to 142.5 feet	Vertical Change	-.5	5 ft	5	REF		
54152	141.5 to 142.5 feet	Vertical Change	.27	5 ft	5	REF		
41700	141.6 to 143.2 feet	Vertical Change	-.89	5 ft	8	REF		
57871	141.9 to 176.3 feet	Driveway				REF		
57670	142.3 to 143.3 feet	Vertical Change	3.53	5 ft	5	REF		

Funding Source: TBD **Year to be Completed** TBD

Street Side	Run ID	Survey Street Name	Starting Street Name	End Street Name	Priority
N	1908210955	BIDAN AVE	VERDONE ST	VERTE ST	85.5

ID	Dist. from Corner	Barrier Type	As-is Measurement/Notes	Sidewalk Width	Qty	Unit	Cost	Total
41175	142.7 to 143.7 feet	Vertical Change	-3.19	5 ft	5	REF		
57298	143.9 to 144.9 feet	Vertical Change	.88	5 ft	5	REF		
41785	144.0 to 145.0 feet	Vertical Change	-.85	5 ft	5	REF		
48145	145.5 to 146.5 feet	Vertical Change	-.39	5 ft	5	REF		
2722	148.7 to 173.6 feet	Cross Slope (Driveway)	10.0-11.0%	5 ft	125	SF	$40	**$4,980**
57290	156.1 to 157.1 feet	Vertical Change	.83	5 ft	5	REF		
41760	156.2 to 157.2 feet	Vertical Change	-.86	5 ft	5	REF		
51989	165.8 to 166.8 feet	Vertical Change	-.29	5 ft	5	REF		
40061	172.5 to 174.1 feet	Running Slope	5.0-6.0%	5 ft	8	REF		
46550	175.7 to 176.7 feet	Vertical Change	-.45	5 ft	5	REF		
2727	177.1 to 178.6 feet	Cross Slope (PAR)	2.0-3.0%	5 ft	8	SF	$120	**$900**
48429	181.8 to 182.8 feet	Vertical Change	-.38	5 ft	5	LF	$75	**$375**
2728	187.1 to 237.3 feet	Cross Slope (PAR)	2.0-3.0%	5 ft	251	SF	$120	**$30,120**
57691	207.7 to 208.7 feet	Vertical Change	3.88	5 ft	5	REF		
57492	209.0 to 210.0 feet	Vertical Change	1.68	5 ft	5	REF		
41263	209.1 to 210.1 feet	Vertical Change	-1.74	5 ft	5	REF		
49937	211.5 to 213.2 feet	Vertical Change	-.33	5 ft	9	REF		
45690	216.1 to 217.1 feet	Vertical Change	-.49	5 ft	5	REF		
45475	220.3 to 221.3 feet	Vertical Change	-.5	5 ft	5	REF		
41932	248.2 to 249.2 feet	Vertical Change	-.79	5 ft	5	SF	$75	**$375**
57872	249.3 to 283.5 feet	Driveway				REF		
2731	251.0 to 252.1 feet	Cross Slope (Driveway)	2.0-3.0%	5 ft	6	SF	$40	**$220**
52897	251.9 to 252.9 feet	Vertical Change	-.27	5 ft	5	REF		
2732	255.8 to 260.5 feet	Cross Slope (Driveway)	8.0-9.0%	5 ft	24	SF	$40	**$940**
57159	259.4 to 260.4 feet	Vertical Change	.68	5 ft	5	REF		
41973	259.5 to 260.5 feet	Vertical Change	-.78	5 ft	5	REF		
48146	259.6 to 260.6 feet	Vertical Change	-.39	5 ft	5	REF		
2734	260.5 to 280.1 feet	Cross Slope (Driveway)	10.0-11.0%	5 ft	98	SF	$40	**$3,920**

Funding Source: TBD **Year to be Completed** TBD

Street Side	Run ID	Survey Street Name	Starting Street Name	End Street Name	Priority
N	1908210955	BIDAN AVE	VERDONE ST	VERTE ST	85.5

ID	Dist. from Corner	Barrier Type	As-is Measurement/Notes	Sidewalk Width	Qty	Unit	Cost	Total
40062	278.4 to 280.1 feet	Running Slope	6.0-7.0%	5 ft	9	REF		
52412	282.1 to 283.1 feet	Vertical Change	-.28	5 ft	5	REF		
2738	283.2 to 284.2 feet	Cross Slope (Driveway)	2.0-3.0%	5 ft	5	SF	$40	$200
48990	285.2 to 286.2 feet	Vertical Change	-.36	5 ft	5	LF	$75	$375
57337	287.3 to 288.3 feet	Vertical Change	.94	5 ft	5	SF	$75	$375
41831	287.5 to 288.5 feet	Vertical Change	-.82	5 ft	5	SF	$75	$375
57873	288.3 to 322.5 feet	Driveway				REF		
46793	292.1 to 293.1 feet	Vertical Change	-.44	5 ft	5	REF		
2739	295.3 to 320.8 feet	Cross Slope (Driveway)	9.0-10.0%	5 ft	128	SF	$40	$5,100
40063	319.4 to 321.6 feet	Running Slope	6.0-7.0%	5 ft	11	REF		
2746	324.2 to 340.7 feet	Cross Slope (PAR)	2.0-3.0%	5 ft	83	SF	$120	$9,900
2749	348.4 to 354.5 feet	Cross Slope (PAR)	2.0-3.0%	5 ft	31	SF	$120	$3,660
2750	361.1 to 362.5 feet	Cross Slope (PAR)	2.0-3.0%	5 ft	7	SF	$120	$840
2751	369.7 to 371.2 feet	Cross Slope (PAR)	2.0-3.0%	5 ft	8	SF	$120	$900
2752	373.5 to 376.2 feet	Cross Slope (PAR)	2.0-3.0%	5 ft	14	SF	$120	$1,620
53892	374.2 to 375.2 feet	Vertical Change	-.25	5 ft	5	REF		
2753	383.8 to 386.3 feet	Cross Slope (PAR)	2.0-3.0%	5 ft	13	SF	$120	$1,500
2754	392.3 to 397.3 feet	Cross Slope (PAR)	2.0-3.0%	5 ft	25	SF	$120	$3,000
57874	394.8 to 427.4 feet	Driveway				REF		
47236	397.4 to 398.4 feet	Vertical Change	-.42	5 ft	5	REF		
2755	400.6 to 418.7 feet	Cross Slope (Driveway)	10.0-11.0%	5 ft	91	SF	$40	$3,620
2757	418.7 to 425.4 feet	Cross Slope (Driveway)	8.0-9.0%	5 ft	34	SF	$40	$1,340
40064	424.5 to 426.4 feet	Running Slope	5.0-6.0%	5 ft	10	REF		
48147	427.7 to 431.6 feet	Vertical Change	-.39	5 ft	20	LF	$75	$1,463
2758	433.2 to 437.5 feet	Cross Slope (PAR)	2.0-3.0%	5 ft	22	SF	$120	$2,580
57875	433.9 to 467.8 feet	Driveway				REF		
53409	435.1 to 438.7 feet	Vertical Change	-.26	5 ft	18	REF		
2759	440.5 to 464.6 feet	Cross Slope (Driveway)	9.0-10.0%	5 ft	121	SF	$40	$4,820

Funding Source: TBD **Year to be Completed** TBD

Street Side	Run ID	Survey Street Name	Starting Street Name	End Street Name	Priority
N	1908210955	BIDAN AVE	VERDONE ST	VERTE ST	85.5

ID	Dist. from Corner	Barrier Type	As-is Measurement/Notes	Sidewalk Width	Qty	Unit	Cost	Total
2763	464.6 to 465.6 feet	Cross Slope (Driveway)	11.0-12.0%	5 ft	5	SF	$40	$200
40065	464.8 to 466.3 feet	Running Slope	6.0-7.0%	5 ft	8	REF		
49290	467.8 to 468.8 feet	Vertical Change	-.35	5 ft	5	REF		
2764	469.4 to 473.9 feet	Cross Slope (PAR)	2.0-3.0%	5 ft	23	SF	$120	$2,700
57671	470.7 to 471.7 feet	Vertical Change	3.57	5 ft	5	REF		
41169	470.9 to 471.9 feet	Vertical Change	-3.61	5 ft	5	REF		
2765	480.7 to 502.8 feet	Cross Slope (PAR)	2.0-3.0%	5 ft	111	SF	$120	$13,260
2766	508.5 to 513.2 feet	Cross Slope (PAR)	2.0-3.0%	5 ft	24	SF	$120	$2,820
57876	541.5 to 575.4 feet	Driveway				REF		
44404	544.2 to 545.2 feet	Vertical Change	-.55	5 ft	5	REF		
2767	547.2 to 552.7 feet	Cross Slope (Driveway)	11.0-12.0%	5 ft	28	SF	$40	$1,100
2769	552.7 to 555.3 feet	Cross Slope (Driveway)	9.0-10.0%	5 ft	13	SF	$40	$520
2771	555.3 to 558.1 feet	Cross Slope (Driveway)	7.0-8.0%	5 ft	14	SF	$40	$560
2773	558.1 to 566.2 feet	Cross Slope (Driveway)	5.0-6.0%	5 ft	41	SF	$40	$1,620
2775	566.2 to 571.1 feet	Cross Slope (Driveway)	3.0-4.0%	5 ft	24	SF	$40	$980
2777	571.1 to 573.7 feet	Cross Slope (Driveway)	5.0-6.0%	5 ft	13	SF	$40	$520
2779	573.7 to 574.7 feet	Cross Slope (Driveway)	3.0-4.0%	5 ft	5	SF	$40	$200
50293	575.0 to 576.0 feet	Vertical Change	-.32	5 ft	5	REF		
43221	578.6 to 579.6 feet	Vertical Change	-.62	5 ft	5	SF	$75	$375
57877	581.8 to 615.7 feet	Driveway				REF		
51990	584.7 to 585.7 feet	Vertical Change	-.29	5 ft	5	REF		
2780	587.8 to 597.5 feet	Cross Slope (Driveway)	8.0-9.0%	5 ft	49	SF	$40	$1,940
2784	597.5 to 605.0 feet	Cross Slope (Driveway)	6.0-7.0%	5 ft	38	SF	$40	$1,500
52413	604.8 to 605.8 feet	Vertical Change	-.28	5 ft	5	REF		
2786	605.0 to 613.1 feet	Cross Slope (Driveway)	8.0-9.0%	5 ft	41	SF	$40	$1,620
49939	615.0 to 616.0 feet	Vertical Change	-.33	5 ft	5	REF		
2789	615.9 to 616.9 feet	Cross Slope (Driveway)	2.0-3.0%	5 ft	5	SF	$40	$200
51991	660.5 to 661.5 feet	Vertical Change	-.29	5 ft	5	LF	$75	$375

Funding Source: TBD **Year to be Completed** TBD

Street Side	Run ID	Survey Street Name	Starting Street Name	End Street Name	Priority
N	1908210955	BIDAN AVE	VERDONE ST	VERTE ST	85.5

ID	Dist. from Corner	Barrier Type	As-is Measurement/Notes	Sidewalk Width	Qty	Unit	Cost	Total
49291	680.4 to 681.4 feet	Vertical Change	-.35	5 ft	5	LF	$75	$375
2790	683.7 to 690.0 feet	Cross Slope (PAR)	2.0-3.0%	5 ft	32	SF	$120	$3,780
57878	687.8 to 722.0 feet	Driveway				REF		
49940	690.7 to 691.7 feet	Vertical Change	-.33	5 ft	5	REF		
2791	693.1 to 697.1 feet	Cross Slope (Driveway)	11.0-12.0%	5 ft	20	SF	$40	$800
2793	697.1 to 718.2 feet	Cross Slope (Driveway)	9.0-10.0%	5 ft	106	SF	$40	$4,220
47237	721.2 to 725.1 feet	Vertical Change	-.42	5 ft	20	REF		
57879	727.0 to 761.4 feet	Driveway				REF		
49941	728.6 to 732.4 feet	Vertical Change	-.33	5 ft	19	REF		
2797	735.3 to 758.4 feet	Cross Slope (Driveway)	10.0-11.0%	5 ft	116	SF	$40	$4,620
52898	751.3 to 752.3 feet	Vertical Change	-.27	5 ft	5	REF		
40066	757.7 to 759.3 feet	Running Slope	5.0-6.0%	5 ft	8	REF		
46328	761.1 to 762.1 feet	Vertical Change	-.46	5 ft	5	REF		
2800	762.3 to 790.3 feet	Cross Slope (PAR)	2.0-3.0%	5 ft	140	SF	$120	$16,800
48991	767.5 to 768.5 feet	Vertical Change	-.36	5 ft	5	REF		
53893	782.2 to 783.2 feet	Vertical Change	-.25	5 ft	5	REF		

TOTAL COST FOR: N *side of* **BIDAN AVE** *Starting at:* **VERDONE ST** **$170,322.50**

Funding Source: TBD **Year to be Completed** TBD

Street Side	Run ID	Survey Street Name	Starting Street Name	End Street Name	Priority
S	1908211001	BIDAN AVE	VERTE ST	VERDONE ST	77.5

ID	Dist. from Corner	Barrier Type	As-is Measurement/Notes	Sidewalk Width	Qty	Unit	Cost	Total
2802	1.8 to 13.3 feet	Cross Slope (PAR)	2.0-3.0%	5 ft	58	SF	$120	**$6,900**
42974	3.6 to 6.6 feet	**Vertical Change**	-.64	5 ft	15	REF		
50661	8.7 to 9.7 feet	**Vertical Change**	-.31	5 ft	5	REF		
49942	12.6 to 13.6 feet	**Vertical Change**	-.33	5 ft	5	REF		
2805	16.4 to 28.8 feet	Cross Slope (PAR)	2.0-3.0%	5 ft	62	SF	$120	**$7,440**
48149	26.8 to 27.8 feet	**Vertical Change**	-.39	5 ft	5	REF		
57880	29.8 to 64.7 feet	Driveway				REF		
48992	30.4 to 34.4 feet	**Vertical Change**	-.36	5 ft	20	REF		
2806	36.4 to 61.3 feet	**Cross Slope (Driveway)**	9.0-10.0%	5 ft	125	SF	$40	**$4,980**
40067	60.1 to 62.2 feet	Running Slope	5.0-6.0%	5 ft	11	REF		
45014	63.9 to 67.8 feet	**Vertical Change**	-.52	5 ft	20	REF		
57881	69.4 to 103.7 feet	Driveway				REF		
45477	71.1 to 74.5 feet	**Vertical Change**	-.5	5 ft	17	REF		
2811	71.2 to 75.2 feet	**Cross Slope (Driveway)**	2.0-3.0%	5 ft	20	SF	$40	**$800**
2812	76.8 to 77.9 feet	**Cross Slope (Driveway)**	5.0-6.0%	5 ft	6	SF	$40	**$220**
2813	77.9 to 78.9 feet	**Cross Slope (Driveway)**	6.0-7.0%	5 ft	5	SF	$40	**$200**
2814	78.9 to 84.3 feet	**Cross Slope (Driveway)**	5.0-6.0%	5 ft	27	SF	$40	**$1,080**
2816	84.3 to 89.6 feet	**Cross Slope (Driveway)**	3.0-4.0%	5 ft	27	SF	$40	**$1,060**
2818	89.6 to 91.2 feet	**Cross Slope (Driveway)**	5.0-6.0%	5 ft	8	SF	$40	**$320**
2819	91.2 to 97.6 feet	**Cross Slope (Driveway)**	6.0-7.0%	5 ft	32	SF	$40	**$1,280**
2821	97.6 to 101.7 feet	**Cross Slope (Driveway)**	8.0-9.0%	5 ft	21	SF	$40	**$820**
40068	100.5 to 102.4 feet	Running Slope	5.0-6.0%	5 ft	10	REF		
50662	104.1 to 105.1 feet	**Vertical Change**	-.31	5 ft	5	REF		
46329	112.1 to 113.1 feet	**Vertical Change**	-.46	5 ft	5	LF	$75	**$375**
2823	139.2 to 141.8 feet	Cross Slope (PAR)	2.0-3.0%	5 ft	13	SF	$120	**$1,560**
53894	147.5 to 151.0 feet	**Vertical Change**	-.25	5 ft	18	LF	$75	**$1,313**
45478	160.0 to 161.0 feet	**Vertical Change**	-.5	5 ft	5	SF	$75	**$375**
49293	170.0 to 171.0 feet	**Vertical Change**	-.35	5 ft	5	LF	$75	**$375**

Funding Source: TBD **Year to be Completed** TBD

Street Side	Run ID	Survey Street Name	Starting Street Name	End Street Name	Priority
S	1908211001	BIDAN AVE	VERTE ST	VERDONE ST	77.5

ID	Dist. from Corner	Barrier Type	As-is Measurement/Notes	Sidewalk Width	Qty	Unit	Cost	Total
57882	176.1 to 209.8 feet	Driveway				REF		
50663	177.0 to 178.0 feet	Vertical Change	-.31	5 ft	5	REF		
44021	179.8 to 180.8 feet	Vertical Change	-.57	5 ft	5	REF		
2824	183.5 to 207.7 feet	Cross Slope (Driveway)	9.0-10.0%	5 ft	121	SF	$40	**$4,840**
40069	206.7 to 208.5 feet	Running Slope	7.0-8.0%	5 ft	9	REF		
44197	210.2 to 221.4 feet	Vertical Change	-.56	5 ft	56	REF		
57883	215.6 to 251.7 feet	Driveway				REF		
2829	224.3 to 243.0 feet	Cross Slope (Driveway)	8.0-9.0%	5 ft	94	SF	$40	**$3,740**
42032	240.9 to 241.9 feet	Vertical Change	-.76	5 ft	5	REF		
2831	243.0 to 247.3 feet	Cross Slope (Driveway)	10.0-11.0%	5 ft	22	SF	$40	**$860**
40070	247.2 to 249.8 feet	Running Slope	5.0-6.0%	5 ft	13	REF		
46794	251.2 to 252.2 feet	Vertical Change	-.44	5 ft	5	REF		
46795	259.1 to 260.1 feet	Vertical Change	-.44	5 ft	5	LF	$75	**$375**
2832	278.0 to 293.2 feet	Cross Slope (PAR)	2.0-3.0%	5 ft	76	SF	$120	**$9,120**
48430	317.4 to 318.4 feet	Vertical Change	-.38	5 ft	5	LF	$75	**$375**
57884	320.1 to 358.0 feet	Driveway				REF		
45201	327.0 to 328.0 feet	Vertical Change	-.51	5 ft	5	REF		
2833	330.7 to 345.3 feet	Cross Slope (Driveway)	8.0-9.0%	5 ft	73	SF	$40	**$2,920**
2837	345.3 to 355.2 feet	Cross Slope (Driveway)	10.0-11.0%	5 ft	50	SF	$40	**$1,980**
40072	353.7 to 355.9 feet	Running Slope	6.0-7.0%	5 ft	11	REF		
45015	357.6 to 361.4 feet	Vertical Change	-.52	5 ft	19	REF		
57885	363.6 to 397.0 feet	Driveway				REF		
47493	363.9 to 367.7 feet	Vertical Change	-.41	5 ft	19	REF		
2840	371.3 to 394.3 feet	Cross Slope (Driveway)	9.0-10.0%	5 ft	115	SF	$40	**$4,600**
52899	396.9 to 397.9 feet	Vertical Change	-.27	5 ft	5	REF		
47239	404.7 to 405.7 feet	Vertical Change	-.42	5 ft	5	LF	$75	**$375**
2842	429.6 to 433.9 feet	Cross Slope (PAR)	2.0-3.0%	5 ft	22	SF	$120	**$2,580**
2843	440.7 to 445.8 feet	Cross Slope (PAR)	2.0-3.0%	5 ft	26	SF	$120	**$3,060**
50294	463.4 to 464.4 feet	Vertical Change	-.32	5 ft	5	LF	$75	**$375**

Funding Source: TBD **Year to be Completed** TBD

Street Side	Run ID	Survey Street Name	Starting Street Name	End Street Name	Priority
S	1908211001	BIDAN AVE	VERTE ST	VERDONE ST	77.5

ID	Dist. from Corner	Barrier Type	As-is Measurement/Notes	Sidewalk Width	Qty	Unit	Cost	Total
57886	468.3 to 503.8 feet	Driveway				REF		
47240	473.2 to 474.2 feet	Vertical Change	-.42	5 ft	5	REF		
2844	476.4 to 500.3 feet	Cross Slope (Driveway)	9.0-10.0%	5 ft	120	SF	$40	**$4,780**
50295	503.5 to 504.5 feet	Vertical Change	-.32	5 ft	5	REF		
57887	508.3 to 545.6 feet	Driveway				REF		
2850	517.6 to 541.5 feet	Cross Slope (Driveway)	10.0-11.0%	5 ft	120	SF	$40	**$4,780**
50296	533.6 to 534.6 feet	Vertical Change	-.32	5 ft	5	REF		
48993	543.7 to 544.7 feet	Vertical Change	-.36	5 ft	5	REF		
2852	548.4 to 551.2 feet	Cross Slope (PAR)	2.0-3.0%	5 ft	14	SF	$120	**$1,680**
46796	549.5 to 550.5 feet	Vertical Change	-.44	5 ft	5	REF		
2853	555.2 to 576.0 feet	Cross Slope (PAR)	2.0-3.0%	5 ft	104	SF	$120	**$12,480**
53895	575.8 to 576.8 feet	Vertical Change	-.25	5 ft	5	REF		
2855	578.5 to 593.6 feet	Cross Slope (PAR)	2.0-3.0%	5 ft	76	SF	$120	**$9,060**
47904	580.0 to 581.0 feet	Vertical Change	-.4	5 ft	5	REF		
51992	584.2 to 585.2 feet	Vertical Change	-.29	5 ft	5	REF		
44405	587.1 to 588.1 feet	Vertical Change	-.55	5 ft	5	REF		
2856	596.8 to 605.3 feet	Cross Slope (PAR)	2.0-3.0%	5 ft	43	SF	$120	**$5,100**
47905	609.4 to 610.4 feet	Vertical Change	-.4	5 ft	5	LF	$75	**$375**
57888	616.7 to 649.3 feet	Driveway				REF		
48712	619.1 to 620.1 feet	Vertical Change	-.37	5 ft	5	REF		
2857	622.4 to 629.9 feet	Cross Slope (Driveway)	10.0-11.0%	5 ft	38	SF	$40	**$1,500**
48431	629.5 to 630.5 feet	Vertical Change	-.38	5 ft	5	REF		
2859	629.9 to 645.5 feet	Cross Slope (Driveway)	8.0-9.0%	5 ft	78	SF	$40	**$3,120**
52900	639.4 to 640.4 feet	Vertical Change	-.27	5 ft	5	REF		
2861	645.5 to 646.6 feet	Cross Slope (Driveway)	10.0-11.0%	5 ft	6	SF	$40	**$220**
45692	649.5 to 653.2 feet	Vertical Change	-.49	5 ft	19	LF	$75	**$1,388**
57889	655.2 to 690.0 feet	Driveway				REF		
2862	655.6 to 659.9 feet	Cross Slope (Driveway)	2.0-3.0%	5 ft	22	SF	$40	**$860**
45892	656.5 to 660.4 feet	Vertical Change	-.48	5 ft	20	REF		

Funding Source: TBD **Year to be Completed** TBD

Street Side	Run ID	Survey Street Name	Starting Street Name	End Street Name	Priority
S	1908211001	BIDAN AVE	VERTE ST	VERDONE ST	77.5

ID	Dist. from Corner	Barrier Type	As-is Measurement/Notes	Sidewalk Width	Qty	Unit	Cost	Total
2863	663.7 to 686.9 feet	Cross Slope (Driveway)	10.0-11.0%	5 ft	116	SF	$40	$4,640
52415	689.5 to 690.5 feet	Vertical Change	-.28	5 ft	5	REF		
2864	690.2 to 696.1 feet	Cross Slope (Driveway)	2.0-3.0%	5 ft	30	SF	$40	$1,180
51572	695.9 to 696.9 feet	Vertical Change	-.3	5 ft	5	REF		
2865	708.7 to 714.0 feet	Cross Slope (PAR)	2.0-3.0%	5 ft	27	SF	$120	$3,180
53410	722.6 to 723.6 feet	Vertical Change	-.26	5 ft	5	LF	$75	$375
2866	726.9 to 731.1 feet	Cross Slope (PAR)	2.0-3.0%	5 ft	21	SF	$120	$2,520
57890	728.7 to 763.3 feet	Driveway				REF		
41444	730.6 to 731.6 feet	Vertical Change	-1.17	5 ft	5	REF		
57404	730.6 to 731.6 feet	Vertical Change	1.16	5 ft	5	REF		
46330	732.3 to 733.3 feet	Vertical Change	-.46	5 ft	5	REF		
2867	736.0 to 759.8 feet	Cross Slope (Driveway)	10.0-11.0%	5 ft	119	SF	$40	$4,760
49294	742.8 to 743.8 feet	Vertical Change	-.35	5 ft	5	REF		
40073	759.2 to 761.1 feet	Running Slope	5.0-6.0%	5 ft	10	REF		
48432	762.9 to 763.9 feet	Vertical Change	-.38	5 ft	5	REF		
2869	764.2 to 769.9 feet	Cross Slope (PAR)	2.0-3.0%	5 ft	29	SF	$120	$3,420
52901	770.4 to 771.4 feet	Vertical Change	-.27	5 ft	5	LF	$75	$375
52416	778.6 to 779.6 feet	Vertical Change	-.28	5 ft	5	LF	$75	$375
2870	788.1 to 792.9 feet	Cross Slope (PAR)	2.0-3.0%	5 ft	24	SF	$120	$2,880
55974	788.2 to 789.2 feet	Vertical Change	.37	5 ft	5	REF		
57521	788.4 to 789.4 feet	Vertical Change	1.97	5 ft	5	REF		
41200	788.5 to 789.5 feet	Vertical Change	-2.4	5 ft	5	REF		
46552	790.7 to 791.7 feet	Vertical Change	-.45	5 ft	5	REF		
45693	794.2 to 795.2 feet	Vertical Change	-.49	5 ft	5	LF	$75	$375

TOTAL COST FOR: S *side of* **BIDAN AVE** *Starting at:* **VERTE ST** **$133,720.00**

Funding Source: TBD **Year to be Completed** TBD

Street Side	Run ID	Survey Street Name	Starting Street Name	End Street Name	Priority
N	1908221356	BIRCH CT	ELM AVE	ELM AVE	104.75

ID	Dist. from Corner	Barrier Type	As-is Measurement/Notes	Sidewalk Width	Qty	Unit	Cost	Total
8332	3.4 to 31.6 feet	Cross Slope (PAR)	2.0-3.0%	5 ft	141	SF	$120	**$16,920**
47327	15.2 to 16.2 feet	Vertical Change	-.42	5 ft	5	REF		
53109	21.2 to 22.2 feet	Vertical Change	-.27	5 ft	5	REF		
58285	25.9 to 53.4 feet	Driveway				REF		
43886	26.2 to 27.2 feet	Vertical Change	-.58	5 ft	5	REF		
49106	31.2 to 32.2 feet	Vertical Change	-.36	5 ft	5	REF		
8334	34.5 to 49.6 feet	Cross Slope (Driveway)	9.0-10.0%	5 ft	76	SF	$40	**$3,020**
47571	41.8 to 42.8 feet	Vertical Change	-.41	5 ft	5	REF		
8339	53.6 to 55.2 feet	Cross Slope (PAR)	3.0-4.0%	5 ft	8	SF	$120	**$960**
8340	55.2 to 61.1 feet	Cross Slope (PAR)	2.0-3.0%	5 ft	30	SF	$120	**$3,540**
58286	56.4 to 82.3 feet	Driveway				REF		
45054	56.9 to 57.9 feet	Vertical Change	-.52	5 ft	5	REF		
8341	66.4 to 80.0 feet	Cross Slope (Driveway)	10.0-11.0%	5 ft	68	SF	$40	**$2,720**
40276	78.3 to 80.4 feet	Running Slope	6.0-7.0%	5 ft	11	REF		
46174	82.5 to 83.5 feet	Vertical Change	-.47	5 ft	5	REF		
8343	83.7 to 96.9 feet	Cross Slope (PAR)	3.0-4.0%	5 ft	66	SF	$120	**$7,920**
47994	87.8 to 88.8 feet	Vertical Change	-.4	5 ft	5	REF		
43411	92.7 to 93.7 feet	Vertical Change	-.61	5 ft	5	REF		
58287	92.7 to 112.2 feet	Driveway				REF		
8345	96.9 to 98.1 feet	Cross Slope (Driveway)	5.0-6.0%	5 ft	6	SF	$40	**$240**
41178	97.7 to 98.7 feet	Vertical Change	-3.13	5 ft	5	REF		
8346	101.5 to 109.7 feet	Cross Slope (Driveway)	11.0-12.0%	5 ft	41	SF	$40	**$1,640**
47572	105.3 to 106.3 feet	Vertical Change	-.41	5 ft	5	REF		
8348	113.3 to 116.8 feet	Cross Slope (PAR)	3.0-4.0%	5 ft	18	SF	$120	**$2,100**
8349	117.9 to 125.2 feet	Cross Slope (PAR)	2.0-3.0%	5 ft	37	SF	$120	**$4,380**
58288	119.4 to 146.7 feet	Driveway				REF		
8351	128.8 to 143.0 feet	Cross Slope (Driveway)	10.0-11.0%	5 ft	71	SF	$40	**$2,840**
48526	135.8 to 136.8 feet	Vertical Change	-.38	5 ft	5	REF		
42781	146.9 to 147.9 feet	Vertical Change	-.66	5 ft	5	REF		

Funding Source: TBD **Year to be Completed** TBD

Street Side	Run ID	Survey Street Name	Starting Street Name	End Street Name	Priority
N	1908221356	BIRCH CT	ELM AVE	ELM AVE	104.75

ID	Dist. from Corner	Barrier Type	As-is Measurement/Notes	Sidewalk Width	Qty	Unit	Cost	Total
8355	147.4 to 154.3 feet	Cross Slope (Driveway)	2.0-3.0%	5 ft	35	SF	$40	**$1,380**
49107	151.7 to 152.7 feet	Vertical Change	-.36	5 ft	5	REF		
8357	154.3 to 174.3 feet	Cross Slope (PAR)	4.0-5.0%	5 ft	100	SF	$120	**$12,000**
53645	156.7 to 157.7 feet	Vertical Change	-.26	5 ft	5	REF		
48527	162.1 to 163.1 feet	Vertical Change	-.38	5 ft	5	REF		
45540	167.4 to 168.4 feet	Vertical Change	-.5	5 ft	5	REF		
8359	174.3 to 181.5 feet	Cross Slope (PAR)	2.0-3.0%	5 ft	36	SF	$120	**$4,320**
52605	177.5 to 178.5 feet	Vertical Change	-.28	5 ft	5	REF		
58289	177.7 to 204.5 feet	Driveway				REF		
53110	181.9 to 182.9 feet	Vertical Change	-.27	5 ft	5	REF		
8360	185.3 to 193.8 feet	Cross Slope (Driveway)	10.0-11.0%	5 ft	43	SF	$40	**$1,700**
46414	193.0 to 194.0 feet	Vertical Change	-.46	5 ft	5	REF		
8362	193.8 to 201.3 feet	Cross Slope (Driveway)	12.0-13.0%	5 ft	38	SF	$40	**$1,500**
41299	203.9 to 204.9 feet	Vertical Change	-1.57	5 ft	5	REF		
8364	204.7 to 222.4 feet	Cross Slope (PAR)	7.0-8.0%	5 ft	89	SF	$120	**$10,620**
47573	211.2 to 212.2 feet	Vertical Change	-.41	5 ft	5	REF		
58290	221.8 to 244.5 feet	Driveway				REF		
8368	222.4 to 224.2 feet	Cross Slope (Driveway)	5.0-6.0%	5 ft	9	SF	$40	**$360**
42013	222.9 to 223.9 feet	Vertical Change	-.77	5 ft	5	REF		
8369	224.2 to 225.2 feet	Cross Slope (Driveway)	6.0-7.0%	5 ft	5	SF	$40	**$200**
8370	226.3 to 241.9 feet	Cross Slope (Driveway)	9.0-10.0%	5 ft	78	SF	$40	**$3,120**
8374	245.3 to 246.3 feet	Cross Slope (PAR)	3.0-4.0%	5 ft	5	SF	$120	**$600**
8375	246.3 to 249.2 feet	Cross Slope (PAR)	2.0-3.0%	5 ft	15	SF	$120	**$1,740**
49408	249.1 to 250.1 feet	Vertical Change	-.35	5 ft	5	REF		
58291	249.3 to 274.8 feet	Driveway				REF		
47995	253.7 to 254.7 feet	Vertical Change	-.4	5 ft	5	REF		
8376	257.5 to 259.7 feet	Cross Slope (Driveway)	10.0-11.0%	5 ft	11	SF	$40	**$440**
8378	259.7 to 273.3 feet	Cross Slope (Driveway)	8.0-9.0%	5 ft	68	SF	$40	**$2,720**

Funding Source: TBD **Year to be Completed** TBD

Street Side	Run ID	Survey Street Name	Starting Street Name	End Street Name	Priority
N	1908221356	BIRCH CT	ELM AVE	ELM AVE	104.75

ID	Dist. from Corner	Barrier Type	As-is Measurement/Notes	Sidewalk Width	Qty	Unit	Cost	Total
40277	270.6 to 272.4 feet	Running Slope	8.0-9.0%	5 ft	9	REF		
44871	275.0 to 276.0 feet	Vertical Change	-.53	5 ft	5	REF		
8381	275.6 to 276.6 feet	Cross Slope (PAR)	2.0-3.0%	5 ft	5	SF	$120	$600
46175	281.9 to 282.9 feet	Vertical Change	-.47	5 ft	5	LF	$75	$375
58292	287.3 to 315.1 feet	Driveway				REF		
44872	288.2 to 289.2 feet	Vertical Change	-.53	5 ft	5	REF		
8382	290.9 to 293.3 feet	Cross Slope (Driveway)	2.0-3.0%	5 ft	12	SF	$40	$480
50432	293.6 to 294.6 feet	Vertical Change	-.32	5 ft	5	REF		
56915	293.7 to 294.7 feet	Vertical Change	.51	5 ft	5	REF		
8383	297.4 to 312.8 feet	Cross Slope (Driveway)	12.0-13.0%	5 ft	77	SF	$40	$3,080
46415	304.3 to 305.3 feet	Vertical Change	-.46	5 ft	5	REF		
8385	316.2 to 319.2 feet	Cross Slope (PAR)	4.0-5.0%	5 ft	15	SF	$120	$1,800
8387	319.2 to 324.9 feet	Cross Slope (PAR)	2.0-3.0%	5 ft	28	SF	$120	$3,420
8390	324.9 to 329.2 feet	Cross Slope (PAR)	4.0-5.0%	5 ft	22	SF	$120	$2,580
8392	329.2 to 344.2 feet	Cross Slope (PAR)	6.0-7.0%	5 ft	75	SF	$120	$9,000
48239	340.1 to 341.1 feet	Vertical Change	-.39	5 ft	5	REF		
8395	345.1 to 347.2 feet	Cross Slope (PAR)	4.0-5.0%	5 ft	11	SF	$120	$1,260
48824	345.5 to 346.5 feet	Vertical Change	-.37	5 ft	5	REF		
8397	347.2 to 353.7 feet	Cross Slope (PAR)	2.0-3.0%	5 ft	33	SF	$120	$3,900
58293	349.8 to 376.1 feet	Driveway				REF		
49731	352.0 to 353.0 feet	Vertical Change	-.34	5 ft	5	REF		
8399	356.8 to 372.7 feet	Cross Slope (Driveway)	9.0-10.0%	5 ft	80	SF	$40	$3,180
40278	370.7 to 373.2 feet	Running Slope	5.0-6.0%	5 ft	13	REF		
8403	376.3 to 378.8 feet	Cross Slope (Driveway)	2.0-3.0%	5 ft	13	SF	$40	$500
53111	379.0 to 380.0 feet	Vertical Change	-.27	5 ft	5	LF	$75	$375
8404	381.5 to 387.8 feet	Cross Slope (PAR)	2.0-3.0%	5 ft	32	SF	$120	$3,780
45964	384.5 to 385.5 feet	Vertical Change	-.48	5 ft	5	REF		
45541	389.4 to 390.4 feet	Vertical Change	-.5	5 ft	5	SF	$75	$375

Funding Source: TBD **Year to be Completed** TBD

Street Side	Run ID	Survey Street Name	Starting Street Name	End Street Name	Priority
N	1908221356	BIRCH CT	ELM AVE	ELM AVE	104.75

ID	Dist. from Corner	Barrier Type	As-is Measurement/Notes	Sidewalk Width	Qty	Unit	Cost	Total
8405	393.2 to 414.5 feet	Cross Slope (PAR)	2.0-3.0%	5 ft	107	SF	$120	**$12,780**
48528	399.5 to 400.5 feet	**Vertical Change**	-.38	5 ft	5	REF		
46867	404.5 to 405.5 feet	**Vertical Change**	-.44	5 ft	5	REF		
43887	409.4 to 410.4 feet	**Vertical Change**	-.58	5 ft	5	REF		
58294	410.6 to 434.2 feet	Driveway				REF		
8408	417.7 to 431.9 feet	**Cross Slope (Driveway)**	10.0-11.0%	5 ft	71	SF	$40	**$2,840**
40280	431.1 to 432.4 feet	Running Slope	6.0-7.0%	5 ft	7	REF		
46176	435.2 to 436.2 feet	**Vertical Change**	-.47	5 ft	5	REF		
8412	435.5 to 436.6 feet	Cross Slope (PAR)	3.0-4.0%	5 ft	6	SF	$120	**$660**
8413	436.6 to 444.6 feet	Cross Slope (PAR)	2.0-3.0%	5 ft	40	SF	$120	**$4,800**
58295	439.5 to 464.4 feet	Driveway				REF		
45965	439.6 to 440.6 feet	**Vertical Change**	-.48	5 ft	5	REF		
8415	448.7 to 461.9 feet	**Cross Slope (Driveway)**	11.0-12.0%	5 ft	66	SF	$40	**$2,640**
40281	461.3 to 463.3 feet	Running Slope	5.0-6.0%	5 ft	10	REF		
8417	466.1 to 492.4 feet	Cross Slope (PAR)	3.0-4.0%	5 ft	132	SF	$120	**$15,780**
44457	470.2 to 471.2 feet	**Vertical Change**	-.55	5 ft	5	REF		
46634	475.1 to 476.1 feet	**Vertical Change**	-.45	5 ft	5	REF		
53112	480.1 to 481.1 feet	**Vertical Change**	-.27	5 ft	5	REF		
8420	492.4 to 493.6 feet	Cross Slope (PAR)	2.0-3.0%	5 ft	6	SF	$120	**$720**

TOTAL COST FOR: N *side of* **BIRCH CT** *Starting at:* **ELM AVE** **$161,905.00**

Funding Source: TBD **Year to be Completed** TBD

Street Side	Run ID	Survey Street Name	Starting Street Name	End Street Name	Priority
S	51909231612	BLOSSOM DR	CHESTNUT DR	SANTA CRUZ BLVD	65

ID	Dist. from Corner	Barrier Type	As-is Measurement/Notes	Sidewalk Width	Qty	Unit	Cost	Total
51003	5.0 to 6.0 feet	Vertical Change	-.3	6 ft	6	LF	$75	**$413**
28162	14.6 to 23.6 feet	Cross Slope (PAR)	2.0-3.0%	6 ft	50	SF	$120	**$5,940**
59596	23.5 to 42.9 feet	Driveway				REF		
28164	27.4 to 28.4 feet	Cross Slope (Driveway)	4.0-5.0%	6 ft	6	SF	$40	**$220**
28165	31.7 to 44.5 feet	Cross Slope (Driveway)	9.0-10.0%	6 ft	70	SF	$40	**$2,816**
57360	47.2 to 48.2 feet	Vertical Change	1	6 ft	6	SF	$75	**$413**
55326	52.3 to 53.3 feet	Vertical Change	.3	6 ft	6	LF	$75	**$413**
59597	54.8 to 77.9 feet	Driveway				REF		
28168	62.3 to 72.0 feet	Cross Slope (Driveway)	10.0-11.0%	6 ft	53	SF	$40	**$2,134**
45376	66.5 to 67.5 feet	Vertical Change	-.5	6 ft	6	REF		
28170	72.3 to 74.4 feet	Cross Slope (Driveway)	8.0-9.0%	6 ft	12	SF	$40	**$462**
28171	86.5 to 93.8 feet	Cross Slope (PAR)	2.0-3.0%	6 ft	40	SF	$120	**$4,818**
28174	100.1 to 104.3 feet	Cross Slope (PAR)	2.0-3.0%	6 ft	23	SF	$120	**$2,772**
28175	109.3 to 112.5 feet	Cross Slope (PAR)	2.0-3.0%	6 ft	18	SF	$120	**$2,112**
51004	140.0 to 141.0 feet	Vertical Change	-.3	6 ft	6	LF	$75	**$413**
59598	143.3 to 164.5 feet	Driveway				REF		
28176	146.4 to 147.4 feet	Cross Slope (Driveway)	4.0-5.0%	6 ft	6	SF	$40	**$220**
28177	151.3 to 165.4 feet	Cross Slope (Driveway)	8.0-9.0%	6 ft	78	SF	$40	**$3,102**
59599	173.3 to 197.0 feet	Driveway				REF		
28181	179.8 to 197.1 feet	Cross Slope (Driveway)	7.0-8.0%	6 ft	95	SF	$40	**$3,806**
28187	202.3 to 204.9 feet	Cross Slope (PAR)	2.0-3.0%	6 ft	14	SF	$120	**$1,716**
28188	209.1 to 212.4 feet	Cross Slope (PAR)	2.0-3.0%	6 ft	18	SF	$120	**$2,178**

TOTAL COST FOR: S *side of* **BLOSSOM DR** *Starting at:* **CHESTNUT DR** **$33,946.00**

Funding Source: TBD **Year to be Completed** TBD

Street Side	Run ID	Survey Street Name	Starting Street Name	End Street Name	Priority
N	51909231615	BLOSSOM DR	SANTA CRUZ BLVD	CHESTNUT DR	64.25

ID	Dist. from Corner	Barrier Type	As-is Measurement/Notes	Sidewalk Width	Qty	Unit	Cost	Total
28189	2.8 to 16.5 feet	Cross Slope (PAR)	2.0-3.0%	6 ft	75	SF	$120	**$9,042**
59600	33.3 to 55.6 feet	Driveway				REF		
28194	39.5 to 43.3 feet	**Cross Slope (Driveway)**	7.0-8.0%	6 ft	21	SF	$40	**$836**
28195	45.9 to 55.9 feet	**Cross Slope (Driveway)**	7.0-8.0%	6 ft	55	SF	$40	**$2,200**
28198	56.5 to 57.5 feet	**Cross Slope (Driveway)**	4.0-5.0%	6 ft	6	SF	$40	**$220**
59601	64.8 to 86.8 feet	Driveway				REF		
28199	70.3 to 77.9 feet	**Cross Slope (Driveway)**	6.0-7.0%	6 ft	42	SF	$40	**$1,672**
28201	78.7 to 84.8 feet	**Cross Slope (Driveway)**	8.0-9.0%	6 ft	34	SF	$40	**$1,342**
28202	152.4 to 154.7 feet	Cross Slope (PAR)	2.0-3.0%	6 ft	13	SF	$120	**$1,518**
59602	153.6 to 173.8 feet	Driveway				REF		
28203	156.9 to 157.9 feet	**Cross Slope (Driveway)**	4.0-5.0%	6 ft	6	SF	$40	**$220**
28204	159.6 to 171.1 feet	**Cross Slope (Driveway)**	8.0-9.0%	6 ft	63	SF	$40	**$2,530**
28208	171.6 to 174.8 feet	**Cross Slope (Driveway)**	6.0-7.0%	6 ft	18	SF	$40	**$704**
55327	182.9 to 183.9 feet	**Vertical Change**	.3	6 ft	6	LF	$75	**$413**
59603	186.8 to 205.0 feet	Driveway				REF		
28209	191.1 to 202.8 feet	**Cross Slope (Driveway)**	8.0-9.0%	6 ft	64	SF	$40	**$2,574**
55328	195.5 to 196.5 feet	**Vertical Change**	.3	6 ft	6	REF		
51005	207.6 to 208.6 feet	**Vertical Change**	-.3	6 ft	6	LF	$75	**$413**
28212	233.3 to 247.8 feet	Cross Slope (PAR)	2.0-3.0%	6 ft	80	SF	$120	**$9,570**
59604	262.6 to 283.2 feet	Driveway				REF		
28219	270.0 to 274.2 feet	**Cross Slope (Driveway)**	7.0-8.0%	6 ft	23	SF	$40	**$924**
28221	275.1 to 276.1 feet	**Cross Slope (Driveway)**	5.0-6.0%	6 ft	6	SF	$40	**$220**
28222	276.3 to 282.8 feet	**Cross Slope (Driveway)**	6.0-7.0%	6 ft	36	SF	$40	**$1,430**
51006	298.7 to 299.7 feet	**Vertical Change**	-.3	6 ft	6	LF	$75	**$413**
59605	301.3 to 319.1 feet	Driveway				REF		
51007	302.0 to 303.0 feet	**Vertical Change**	-.3	6 ft	6	REF		
28224	306.9 to 320.0 feet	**Cross Slope (Driveway)**	8.0-9.0%	6 ft	72	SF	$40	**$2,882**
55329	312.2 to 313.2 feet	**Vertical Change**	.3	6 ft	6	REF		
59606	327.1 to 349.4 feet	Driveway				REF		

Funding Source: TBD **Year to be Completed** TBD

Street Side	Run ID	Survey Street Name	Starting Street Name	End Street Name	Priority
N	51909231615	BLOSSOM DR	SANTA CRUZ BLVD	CHESTNUT DR	64.25

ID	Dist. from Corner	Barrier Type	As-is Measurement/Notes	Sidewalk Width	Qty	Unit	Cost	Total
28230	332.6 to 347.7 feet	Cross Slope (Driveway)	7.0-8.0%	6 ft	83	SF	$40	**$3,322**
55330	339.0 to 340.0 feet	Vertical Change	.3	6 ft	6	REF		
51008	351.6 to 352.6 feet	Vertical Change	-.3	6 ft	6	LF	$75	**$413**
40825	355.3 to 356.3 feet	Running Slope	5.0-6.0%	6 ft	6	SF	$120	**$660**

TOTAL COST FOR: N *side of* **BLOSSOM DR** *Starting at:* **SANTA CRUZ BLVD** **$43,516.00**

Funding Source: TBD **Year to be Completed** TBD

Street Side	Run ID	Survey Street Name	Starting Street Name	End Street Name	Priority
S	1908220943	CALAVERAS ST	CALAVERAS ST	DANNIELLE ST	60

ID	Dist. from Corner	Barrier Type	As-is Measurement/Notes	Sidewalk Width	Qty	Unit	Cost	Total
6026	0.0 to 3.2 feet	Cross Slope (PAR)	2.0-3.0%	5 ft	16	SF	$120	**$1,920**
45941	3.0 to 4.0 feet	**Vertical Change**	-.48	5 ft	5	REF		
6027	5.6 to 29.7 feet	Cross Slope (PAR)	2.0-3.0%	5 ft	121	SF	$120	**$14,460**
47072	6.7 to 7.7 feet	**Vertical Change**	-.43	5 ft	5	REF		
46607	11.5 to 12.5 feet	**Vertical Change**	-.45	5 ft	5	REF		
48208	15.3 to 16.3 feet	**Vertical Change**	-.39	5 ft	5	REF		
45942	20.8 to 21.8 feet	**Vertical Change**	-.48	5 ft	5	REF		
49066	25.7 to 26.7 feet	**Vertical Change**	-.36	5 ft	5	REF		
6029	29.7 to 76.3 feet	Cross Slope (PAR)	4.0-5.0%	5 ft	233	SF	$120	**$27,960**
46608	35.5 to 36.5 feet	**Vertical Change**	-.45	5 ft	5	REF		
44660	40.4 to 41.4 feet	**Vertical Change**	-.54	5 ft	5	REF		
46157	45.3 to 46.3 feet	**Vertical Change**	-.47	5 ft	5	REF		
43119	50.0 to 51.0 feet	**Vertical Change**	-.63	5 ft	5	REF		
50761	55.0 to 56.0 feet	**Vertical Change**	-.31	5 ft	5	REF		
50762	59.4 to 60.4 feet	**Vertical Change**	-.31	5 ft	5	REF		
49366	64.2 to 65.2 feet	**Vertical Change**	-.35	5 ft	5	REF		
47302	69.1 to 70.1 feet	**Vertical Change**	-.42	5 ft	5	REF		
51667	73.9 to 74.9 feet	**Vertical Change**	-.3	5 ft	5	REF		
6035	76.3 to 86.4 feet	Cross Slope (PAR)	2.0-3.0%	5 ft	51	SF	$120	**$6,060**
48495	83.6 to 84.6 feet	**Vertical Change**	-.38	5 ft	5	REF		
6037	86.4 to 113.9 feet	Cross Slope (PAR)	4.0-5.0%	5 ft	138	SF	$120	**$16,500**
44236	88.2 to 89.2 feet	**Vertical Change**	-.56	5 ft	5	REF		
47959	93.1 to 94.1 feet	**Vertical Change**	-.4	5 ft	5	REF		
48773	103.0 to 104.0 feet	**Vertical Change**	-.37	5 ft	5	REF		
48774	112.9 to 113.9 feet	**Vertical Change**	-.37	5 ft	5	REF		
6041	113.9 to 122.1 feet	Cross Slope (PAR)	2.0-3.0%	5 ft	41	SF	$120	**$4,920**
6043	122.1 to 175.1 feet	Cross Slope (PAR)	4.0-5.0%	5 ft	265	SF	$120	**$31,800**
49367	131.5 to 132.5 feet	**Vertical Change**	-.35	5 ft	5	REF		

Funding Source: TBD **Year to be Completed** TBD

Street Side	Run ID	Survey Street Name	Starting Street Name	End Street Name	Priority
S	1908220943	CALAVERAS ST	CALAVERAS ST	DANNIELLE ST	60

ID	Dist. from Corner	Barrier Type	As-is Measurement/Notes	Sidewalk Width	Qty	Unit	Cost	Total
50378	160.3 to 161.3 feet	Vertical Change	-.32	5 ft	5	REF		
47551	165.2 to 166.2 feet	Vertical Change	-.41	5 ft	5	REF		
49689	169.8 to 170.8 feet	Vertical Change	-.34	5 ft	5	REF		
6047	175.1 to 232.9 feet	Cross Slope (PAR)	2.0-3.0%	5 ft	289	SF	$120	**$34,680**
49067	179.2 to 180.2 feet	Vertical Change	-.36	5 ft	5	REF		
50018	183.9 to 184.9 feet	Vertical Change	-.33	5 ft	5	REF		
50379	188.6 to 189.6 feet	Vertical Change	-.32	5 ft	5	REF		
49690	193.5 to 194.5 feet	Vertical Change	-.34	5 ft	5	REF		
52550	197.7 to 198.7 feet	Vertical Change	-.28	5 ft	5	REF		
48496	203.1 to 204.1 feet	Vertical Change	-.38	5 ft	5	REF		
52551	207.7 to 208.7 feet	Vertical Change	-.28	5 ft	5	REF		
49368	216.7 to 217.7 feet	Vertical Change	-.35	5 ft	5	REF		
49068	221.1 to 222.1 feet	Vertical Change	-.36	5 ft	5	REF		
49691	224.8 to 225.8 feet	Vertical Change	-.34	5 ft	5	REF		
50763	229.4 to 230.4 feet	Vertical Change	-.31	5 ft	5	REF		

TOTAL COST FOR: S *side of* **CALAVERAS ST** *Starting at:* **CALAVERAS ST** **$138,300.00**

Funding Source: TBD **Year to be Completed** TBD

Street Side	Run ID	Survey Street Name	Starting Street Name	End Street Name	Priority
W	1908220840	CALAVERAS ST	CALAVERAS ST	SIDEWALK ENDS	66

ID	Dist. from Corner	Barrier Type	As-is Measurement/Notes	Sidewalk Width	Qty	Unit	Cost	Total
50001	11.0 to 12.0 feet	Vertical Change	-.33	5 ft	5	LF	$75	$375
5041	13.6 to 42.9 feet	Cross Slope (PAR)	2.0-3.0%	5 ft	147	SF	$120	$17,580
46363	16.1 to 17.1 feet	Vertical Change	-.46	5 ft	5	REF		
48187	21.4 to 22.4 feet	Vertical Change	-.39	5 ft	5	REF		
44651	26.7 to 27.7 feet	Vertical Change	-.54	5 ft	5	REF		
46131	36.6 to 37.6 feet	Vertical Change	-.47	5 ft	5	REF		
46364	41.3 to 42.3 feet	Vertical Change	-.46	5 ft	5	REF		
5045	42.9 to 75.4 feet	Cross Slope (PAR)	4.0-5.0%	5 ft	163	SF	$120	$19,500
44854	46.3 to 47.3 feet	Vertical Change	-.53	5 ft	5	REF		
41660	51.2 to 52.2 feet	Vertical Change	-.92	5 ft	5	REF		
45508	55.8 to 56.8 feet	Vertical Change	-.5	5 ft	5	REF		
46591	60.5 to 61.5 feet	Vertical Change	-.45	5 ft	5	REF		
43870	65.7 to 66.7 feet	Vertical Change	-.58	5 ft	5	REF		
46592	71.0 to 72.0 feet	Vertical Change	-.45	5 ft	5	REF		
5048	75.4 to 99.1 feet	Cross Slope (PAR)	2.0-3.0%	5 ft	118	SF	$120	$14,220
47050	76.0 to 77.0 feet	Vertical Change	-.43	5 ft	5	REF		
45229	81.1 to 82.1 feet	Vertical Change	-.51	5 ft	5	REF		
44427	86.3 to 87.3 feet	Vertical Change	-.55	5 ft	5	REF		
47942	96.4 to 97.4 feet	Vertical Change	-.4	5 ft	5	REF		
52531	101.7 to 102.7 feet	Vertical Change	-.28	5 ft	5	REF		
5049	102.7 to 110.5 feet	Cross Slope (PAR)	2.0-3.0%	5 ft	39	SF	$120	$4,680
51654	106.8 to 107.8 feet	Vertical Change	-.3	5 ft	5	REF		
46132	112.0 to 113.0 feet	Vertical Change	-.47	5 ft	5	LF	$75	$375
5050	113.9 to 115.6 feet	Cross Slope (PAR)	2.0-3.0%	5 ft	9	SF	$120	$1,020
47525	117.2 to 118.2 feet	Vertical Change	-.41	5 ft	5	LF	$75	$375
46365	122.5 to 123.5 feet	Vertical Change	-.46	5 ft	5	LF	$75	$375
5051	126.4 to 155.8 feet	Cross Slope (PAR)	2.0-3.0%	5 ft	147	SF	$120	$17,640
49663	127.4 to 128.4 feet	Vertical Change	-.34	5 ft	5	REF		

Funding Source: TBD **Year to be Completed** TBD

Street Side	Run ID	Survey Street Name	Starting Street Name	End Street Name	Priority
W	1908220840	CALAVERAS ST	CALAVERAS ST	SIDEWALK ENDS	66

ID	Dist. from Corner	Barrier Type	As-is Measurement/Notes	Sidewalk Width	Qty	Unit	Cost	Total
47051	137.8 to 138.8 feet	Vertical Change	-.43	5 ft	5	REF		
47943	143.3 to 144.3 feet	Vertical Change	-.4	5 ft	5	REF		
45034	148.0 to 149.0 feet	Vertical Change	-.52	5 ft	5	REF		
46366	152.8 to 153.8 feet	Vertical Change	-.46	5 ft	5	REF		
46133	157.6 to 158.6 feet	Vertical Change	-.47	5 ft	5	REF		
5052	158.6 to 172.8 feet	Cross Slope (PAR)	2.0-3.0%	5 ft	71	SF	$120	**$8,520**
47052	167.6 to 168.6 feet	Vertical Change	-.43	5 ft	5	REF		
5053	175.0 to 308.1 feet	Cross Slope (PAR)	2.0-3.0%	5 ft	666	SF	$120	**$79,860**
47053	177.3 to 178.3 feet	Vertical Change	-.43	5 ft	5	REF		
47526	187.0 to 188.0 feet	Vertical Change	-.41	5 ft	5	REF		
49041	197.0 to 198.0 feet	Vertical Change	-.36	5 ft	5	REF		
46134	206.9 to 207.9 feet	Vertical Change	-.47	5 ft	5	REF		
53045	211.7 to 212.7 feet	Vertical Change	-.27	5 ft	5	REF		
52532	216.5 to 217.5 feet	Vertical Change	-.28	5 ft	5	REF		
50741	226.2 to 227.2 feet	Vertical Change	-.31	5 ft	5	REF		
51655	231.1 to 232.1 feet	Vertical Change	-.3	5 ft	5	REF		
53046	236.1 to 237.1 feet	Vertical Change	-.27	5 ft	5	REF		
53572	246.1 to 247.1 feet	Vertical Change	-.26	5 ft	5	REF		
49042	255.8 to 256.8 feet	Vertical Change	-.36	5 ft	5	REF		
48188	265.6 to 266.6 feet	Vertical Change	-.39	5 ft	5	REF		
48754	270.7 to 271.7 feet	Vertical Change	-.37	5 ft	5	REF		
47527	275.7 to 276.7 feet	Vertical Change	-.41	5 ft	5	REF		
53573	280.6 to 281.6 feet	Vertical Change	-.26	5 ft	5	REF		
48189	285.6 to 286.6 feet	Vertical Change	-.39	5 ft	5	REF		
47282	295.0 to 296.0 feet	Vertical Change	-.42	5 ft	5	REF		
42559	299.4 to 300.4 feet	Vertical Change	-.68	5 ft	5	REF		
50742	304.8 to 305.8 feet	Vertical Change	-.31	5 ft	5	REF		
51656	310.3 to 311.3 feet	Vertical Change	-.3	5 ft	5	REF		

Funding Source: TBD **Year to be Completed** TBD

Street Side	Run ID	Survey Street Name	Starting Street Name	End Street Name	Priority
W	1908220840	CALAVERAS ST	CALAVERAS ST	SIDEWALK ENDS	66

ID	Dist. from Corner	Barrier Type	As-is Measurement/Notes	Sidewalk Width	Qty	Unit	Cost	Total
5069	311.2 to 328.8 feet	Cross Slope (PAR)	2.0-3.0%	5 ft	88	SF	$120	**$10,560**
48755	316.8 to 317.8 feet	**Vertical Change**	-.37	5 ft	5	REF		
53047	323.1 to 324.1 feet	**Vertical Change**	-.27	5 ft	5	REF		

TOTAL COST FOR: W *side of* **CALAVERAS ST** *Starting at:* **CALAVERAS ST** **$175,080.00**

Funding Source: TBD **Year to be Completed** TBD

Street Side	Run ID	Survey Street Name	Starting Street Name	End Street Name	Priority
S	1908220950	CALAVERAS ST	CALIFA DR	ROSEHILL DR	80.25

ID	Dist. from Corner	Barrier Type	As-is Measurement/Notes	Sidewalk Width	Qty	Unit	Cost	Total
6103	0.0 to 11.9 feet	Cross Slope (PAR)	2.0-3.0%	5 ft	60	SF	$120	**$7,140**
6106	11.9 to 48.3 feet	Cross Slope (PAR)	4.0-5.0%	5 ft	182	SF	$120	**$21,840**
58054	44.8 to 68.6 feet	Driveway				REF		
6108	51.8 to 60.3 feet	**Cross Slope (Driveway)**	11.0-12.0%	5 ft	43	SF	$40	**$1,700**
6110	60.3 to 66.1 feet	**Cross Slope (Driveway)**	13.014	5 ft	29	SF	$40	**$1,160**
40212	64.9 to 66.5 feet	Running Slope	6.0-7.0%	5 ft	8	REF		
53600	68.0 to 69.0 feet	**Vertical Change**	-.26	5 ft	5	REF		
6111	69.3 to 84.3 feet	**Cross Slope (Driveway)**	5.0-6.0%	5 ft	75	SF	$40	**$3,000**
58055	78.7 to 104.6 feet	Driveway				REF		
6114	87.5 to 102.2 feet	**Cross Slope (Driveway)**	12.0-13.0%	5 ft	74	SF	$40	**$2,940**
40213	100.4 to 101.4 feet	Running Slope	5.0-6.0%	5 ft	5	REF		
40214	101.4 to 102.7 feet	Running Slope	6.0-7.0%	5 ft	7	REF		
50380	104.6 to 105.6 feet	**Vertical Change**	-.32	5 ft	5	REF		
6117	106.6 to 202.8 feet	Cross Slope (PAR)	4.0-5.0%	5 ft	481	SF	$120	**$57,720**
43577	116.8 to 117.8 feet	**Vertical Change**	-.6	5 ft	5	REF		
53063	125.7 to 126.7 feet	**Vertical Change**	-.27	5 ft	5	REF		
46609	146.2 to 147.2 feet	**Vertical Change**	-.45	5 ft	5	REF		
50381	188.6 to 189.6 feet	**Vertical Change**	-.32	5 ft	5	REF		
58056	196.7 to 221.8 feet	Driveway				REF		
51670	203.1 to 204.1 feet	**Vertical Change**	-.3	5 ft	5	REF		
6126	206.0 to 220.0 feet	**Cross Slope (Driveway)**	11.0-12.0%	5 ft	70	SF	$40	**$2,800**
40215	217.6 to 220.6 feet	Running Slope	5.0-6.0%	5 ft	15	REF		
6128	223.3 to 237.4 feet	Cross Slope (PAR)	4.0-5.0%	5 ft	71	SF	$120	**$8,460**
6130	237.4 to 272.2 feet	Cross Slope (PAR)	2.0-3.0%	5 ft	174	SF	$120	**$20,880**
52554	244.5 to 245.5 feet	**Vertical Change**	-.28	5 ft	5	REF		
6134	272.2 to 287.7 feet	Cross Slope (PAR)	4.0-5.0%	5 ft	78	SF	$120	**$9,300**
58057	283.3 to 308.0 feet	Driveway				REF		
6135	291.1 to 304.6 feet	**Cross Slope (Driveway)**	12.0-13.0%	5 ft	68	SF	$40	**$2,700**
40217	303.3 to 304.4 feet	Running Slope	7.0-8.0%	5 ft	5	REF		

Funding Source: TBD **Year to be Completed** TBD

Street Side	Run ID	Survey Street Name	Starting Street Name	End Street Name	Priority
S	1908220950	CALAVERAS ST	CALIFA DR	ROSEHILL DR	80.25

ID	Dist. from Corner	Barrier Type	As-is Measurement/Notes	Sidewalk Width	Qty	Unit	Cost	Total
6137	308.5 to 316.3 feet	Cross Slope (Driveway)	3.0-4.0%	5 ft	39	SF	$40	$1,560
58058	313.3 to 336.2 feet	Driveway				REF		
6138	320.3 to 333.5 feet	Cross Slope (Driveway)	12.0-13.0%	5 ft	66	SF	$40	$2,640
40218	332.2 to 333.7 feet	Running Slope	6.0-7.0%	5 ft	8	REF		
45520	335.5 to 336.5 feet	Vertical Change	-.5	5 ft	5	REF		
6140	337.1 to 362.6 feet	Cross Slope (PAR)	3.0-4.0%	5 ft	128	SF	$120	$15,300
6143	362.6 to 377.6 feet	Cross Slope (PAR)	5.0-6.0%	5 ft	75	SF	$120	$9,000
6145	377.6 to 413.5 feet	Cross Slope (PAR)	3.0-4.0%	5 ft	180	SF	$120	$21,540
6146	413.5 to 423.6 feet	Cross Slope (PAR)	2.0-3.0%	5 ft	51	SF	$120	$6,060
6147	434.3 to 457.5 feet	Cross Slope (PAR)	2.0-3.0%	5 ft	116	SF	$120	$13,920
46610	440.1 to 441.1 feet	Vertical Change	-.45	5 ft	5	REF		
51671	457.0 to 458.0 feet	Vertical Change	-.3	5 ft	5	REF		
6149	457.5 to 520.2 feet	Cross Slope (PAR)	4.0-5.0%	5 ft	314	SF	$120	$37,620
48497	471.2 to 472.2 feet	Vertical Change	-.38	5 ft	5	REF		
44662	485.7 to 486.7 feet	Vertical Change	-.54	5 ft	5	REF		
52555	500.6 to 501.6 feet	Vertical Change	-.28	5 ft	5	REF		
6154	520.2 to 522.9 feet	Cross Slope (PAR)	2.0-3.0%	5 ft	13	SF	$120	$1,620

TOTAL COST FOR: S *side of* **CALAVERAS ST** *Starting at:* **CALIFA DR** **$248,900.00**

Funding Source: TBD **Year to be Completed** TBD

Street Side	Run ID	Survey Street Name	Starting Street Name	End Street Name	Priority
N	1908220821	CALAVERAS ST	CIRCLE DR	PENNY ST	101.5

ID	Dist. from Corner	Barrier Type	As-is Measurement/Notes	Sidewalk Width	Qty	Unit	Cost	Total
4824	0.0 to 25.2 feet	Cross Slope (PAR)	3.0-4.0%	5 ft	113	SF	$120	**$13,608**
41591	25.1 to 26.1 feet	**Vertical Change**	-.99	5 ft	5	REF		
4827	25.2 to 27.3 feet	Cross Slope (PAR)	2.0-3.0%	5 ft	9	SF	$120	**$1,134**
4828	35.3 to 53.3 feet	Cross Slope (PAR)	2.0-3.0%	5 ft	81	SF	$120	**$9,720**
49657	50.9 to 51.9 feet	**Vertical Change**	-.34	5 ft	5	REF		
4831	53.3 to 125.3 feet	Cross Slope (PAR)	4.0-5.0%	5 ft	324	SF	$120	**$38,880**
50735	55.2 to 56.2 feet	**Vertical Change**	-.31	5 ft	5	REF		
53562	67.9 to 74.0 feet	**Vertical Change**	-.26	5 ft	27	REF		
53981	82.9 to 83.9 feet	**Vertical Change**	-.25	5 ft	5	REF		
49658	87.9 to 88.9 feet	**Vertical Change**	-.34	5 ft	5	REF		
48183	101.8 to 102.8 feet	**Vertical Change**	-.39	5 ft	5	REF		
53563	112.7 to 113.7 feet	**Vertical Change**	-.26	5 ft	5	REF		
57962	126.5 to 151.9 feet	Driveway				REF		
53564	130.7 to 131.7 feet	**Vertical Change**	-.26	5 ft	5	REF		
4839	133.4 to 148.7 feet	**Cross Slope (Driveway)**	10.0-11.0%	5 ft	69	SF	$40	**$2,754**
4842	151.9 to 172.5 feet	**Cross Slope (Driveway)**	4.0-5.0%	5 ft	93	SF	$40	**$3,708**
52522	165.5 to 166.5 feet	**Vertical Change**	-.28	5 ft	5	REF		
4844	172.5 to 192.7 feet	Cross Slope (PAR)	2.0-3.0%	5 ft	91	SF	$120	**$10,908**
42043	181.7 to 182.7 feet	**Vertical Change**	-.76	5 ft	5	REF		
51648	190.1 to 191.1 feet	**Vertical Change**	-.3	5 ft	5	REF		
49659	195.5 to 196.5 feet	**Vertical Change**	-.34	5 ft	5	LF	$75	**$338**
4847	199.7 to 209.8 feet	Cross Slope (PAR)	2.0-3.0%	5 ft	45	SF	$120	**$5,454**
57963	209.1 to 235.2 feet	Driveway				REF		
40139	211.8 to 213.4 feet	Running Slope	6.0-7.0%	5 ft	7	REF		
4852	216.0 to 231.7 feet	**Cross Slope (Driveway)**	10.0-11.0%	5 ft	71	SF	$40	**$2,826**
4854	235.2 to 244.0 feet	**Cross Slope (Driveway)**	4.0-5.0%	5 ft	40	SF	$40	**$1,584**
57964	240.0 to 265.2 feet	Driveway				REF		
40140	243.3 to 245.4 feet	Running Slope	5.0-6.0%	5 ft	9	REF		

Funding Source: TBD **Year to be Completed** TBD

Street Side	Run ID	Survey Street Name	Starting Street Name	End Street Name	Priority
N	1908220821	CALAVERAS ST	CIRCLE DR	PENNY ST	101.5

ID	Dist. from Corner	Barrier Type	As-is Measurement/Notes	Sidewalk Width	Qty	Unit	Cost	Total
48184	244.0 to 245.0 feet	Vertical Change	-.39	5 ft	5	REF		
4856	247.2 to 260.8 feet	Cross Slope (Driveway)	11.0-12.0%	5 ft	61	SF	$40	$2,448
51649	253.4 to 254.4 feet	Vertical Change	-.3	5 ft	5	REF		
4858	260.8 to 261.8 feet	Cross Slope (Driveway)	9.0-10.0%	5 ft	5	SF	$40	$180
4859	264.7 to 289.5 feet	Cross Slope (Driveway)	3.0-4.0%	5 ft	112	SF	$40	$4,464
53982	266.5 to 267.5 feet	Vertical Change	-.25	5 ft	5	REF		
4863	289.5 to 295.8 feet	Cross Slope (PAR)	5.0-6.0%	5 ft	28	SF	$120	$3,402
4864	295.8 to 303.4 feet	Cross Slope (PAR)	6.0-7.0%	5 ft	34	SF	$120	$4,104
52523	296.8 to 297.8 feet	Vertical Change	-.28	5 ft	5	REF		
53565	301.8 to 302.8 feet	Vertical Change	-.26	5 ft	5	REF		
4867	303.4 to 352.2 feet	Cross Slope (PAR)	5.0-6.0%	5 ft	220	SF	$120	$26,352
48749	313.8 to 314.8 feet	Vertical Change	-.37	5 ft	5	REF		
45224	343.6 to 344.6 feet	Vertical Change	-.51	5 ft	5	REF		
4871	352.2 to 363.2 feet	Cross Slope (PAR)	3.0-4.0%	5 ft	50	SF	$120	$5,940
4874	363.2 to 389.5 feet	Cross Slope (PAR)	2.0-3.0%	5 ft	118	SF	$120	$14,202
44851	374.5 to 375.5 feet	Vertical Change	-.53	5 ft	5	REF		
57965	385.5 to 411.4 feet	Driveway				REF		
48750	389.5 to 390.5 feet	Vertical Change	-.37	5 ft	5	REF		
4879	393.2 to 408.4 feet	Cross Slope (Driveway)	9.0-10.0%	5 ft	68	SF	$40	$2,736
40141	406.8 to 408.8 feet	Running Slope	5.0-6.0%	5 ft	9	REF		
4882	412.2 to 471.2 feet	Cross Slope (PAR)	2.0-3.0%	5 ft	266	SF	$120	$31,860
4886	471.2 to 475.8 feet	Cross Slope (PAR)	4.0-5.0%	5 ft	21	SF	$120	$2,484
57966	473.3 to 496.6 feet	Driveway				REF		
4887	479.3 to 492.9 feet	Cross Slope (Driveway)	11.0-12.0%	5 ft	61	SF	$40	$2,448
40142	492.3 to 493.3 feet	Running Slope	5.0-6.0%	5 ft	5	REF		
42044	495.4 to 496.4 feet	Vertical Change	-.76	5 ft	5	REF		
41210	510.3 to 511.3 feet	Vertical Change	-2.3	5 ft	5	SF	$75	$338
52080	510.5 to 511.5 feet	Vertical Change	-.29	5 ft	5	LF	$75	$338

Funding Source: TBD **Year to be Completed** TBD

Street Side	Run ID	Survey Street Name	Starting Street Name	End Street Name	Priority
N	1908220821	CALAVERAS ST	CIRCLE DR	PENNY ST	101.5

ID	Dist. from Corner	Barrier Type	As-is Measurement/Notes	Sidewalk Width	Qty	Unit	Cost	Total
41234	510.6 to 511.6 feet	Vertical Change	-2	5 ft	5	SF	$75	$338
52524	510.7 to 511.7 feet	Vertical Change	-.28	5 ft	5	LF	$75	$338
53983	514.5 to 515.5 feet	Vertical Change	-.25	5 ft	5	LF	$75	$338
4890	517.3 to 561.7 feet	Cross Slope (PAR)	2.0-3.0%	5 ft	200	SF	$120	$23,976
52081	519.1 to 520.1 feet	Vertical Change	-.29	5 ft	5	REF		
45505	531.5 to 532.5 feet	Vertical Change	-.5	5 ft	5	REF		
48751	546.0 to 547.0 feet	Vertical Change	-.37	5 ft	5	REF		
57967	557.1 to 580.8 feet	Driveway				REF		
4896	564.8 to 577.1 feet	Cross Slope (Driveway)	11.0-12.0%	5 ft	55	SF	$40	$2,214
4898	581.3 to 586.0 feet	Cross Slope (Driveway)	2.0-3.0%	5 ft	21	SF	$40	$846
4900	586.0 to 645.5 feet	Cross Slope (PAR)	4.0-5.0%	5 ft	268	SF	$120	$32,130
4904	645.5 to 653.2 feet	Cross Slope (PAR)	2.0-3.0%	5 ft	35	SF	$120	$4,158
57968	649.9 to 673.5 feet	Driveway				REF		
4906	656.9 to 669.2 feet	Cross Slope (Driveway)	11.0-12.0%	5 ft	55	SF	$40	$2,214
4908	674.1 to 675.8 feet	Cross Slope (Driveway)	2.0-3.0%	5 ft	8	SF	$40	$306
4909	678.0 to 681.9 feet	Cross Slope (PAR)	2.0-3.0%	5 ft	18	SF	$120	$2,106
57969	679.2 to 702.2 feet	Driveway				REF		
57401	682.3 to 683.3 feet	Vertical Change	1.14	5 ft	5	REF		
4911	685.7 to 698.8 feet	Cross Slope (Driveway)	12.0-13.0%	5 ft	59	SF	$40	$2,358
40143	697.9 to 699.4 feet	Running Slope	5.0-6.0%	5 ft	7	REF		
4913	703.1 to 720.1 feet	Cross Slope (PAR)	3.0-4.0%	5 ft	77	SF	$120	$9,180
53566	719.3 to 720.3 feet	Vertical Change	-.26	5 ft	5	REF		
4916	720.1 to 755.9 feet	Cross Slope (PAR)	2.0-3.0%	5 ft	161	SF	$120	$19,332
53984	733.7 to 734.7 feet	Vertical Change	-.25	5 ft	5	REF		
45033	748.5 to 749.5 feet	Vertical Change	-.52	5 ft	5	REF		
4919	763.0 to 790.3 feet	Cross Slope (PAR)	2.0-3.0%	5 ft	123	SF	$120	$14,742
50736	763.2 to 764.2 feet	Vertical Change	-.31	5 ft	5	REF		
50737	778.3 to 779.3 feet	Vertical Change	-.31	5 ft	5	REF		

Funding Source: TBD **Year to be Completed** TBD

Street Side	Run ID	Survey Street Name	Starting Street Name	End Street Name	Priority
N	1908220821	CALAVERAS ST	CIRCLE DR	PENNY ST	101.5

ID	Dist. from Corner	Barrier Type	As-is Measurement/Notes	Sidewalk Width	Qty	Unit	Cost	Total
4922	792.7 to 814.2 feet	Cross Slope (PAR)	2.0-3.0%	5 ft	97	SF	$120	**$11,610**
53567	793.2 to 794.2 feet	**Vertical Change**	-.26	5 ft	5	REF		
4927	814.2 to 822.3 feet	Cross Slope (PAR)	4.0-5.0%	5 ft	36	SF	$120	**$4,374**
57970	818.9 to 842.7 feet	Driveway				REF		
53040	822.6 to 823.6 feet	**Vertical Change**	-.27	5 ft	5	REF		
4928	825.2 to 838.3 feet	**Cross Slope (Driveway)**	10.0-11.0%	5 ft	59	SF	$40	**$2,358**
44425	841.5 to 842.5 feet	**Vertical Change**	-.55	5 ft	5	REF		
4930	843.2 to 848.1 feet	**Cross Slope (Driveway)**	3.0-4.0%	5 ft	22	SF	$40	**$882**
4931	848.1 to 855.1 feet	Cross Slope (PAR)	2.0-3.0%	5 ft	32	SF	$120	**$3,780**
50354	856.1 to 857.1 feet	**Vertical Change**	-.32	5 ft	5	LF	$75	**$338**
53568	860.5 to 861.5 feet	**Vertical Change**	-.26	5 ft	5	LF	$75	**$338**
4932	862.3 to 887.2 feet	Cross Slope (PAR)	2.0-3.0%	5 ft	112	SF	$120	**$13,446**
44852	870.1 to 871.1 feet	**Vertical Change**	-.53	5 ft	5	REF		
48752	874.6 to 875.6 feet	**Vertical Change**	-.37	5 ft	5	REF		
48466	878.9 to 879.9 feet	**Vertical Change**	-.38	5 ft	5	REF		
48467	883.2 to 884.2 feet	**Vertical Change**	-.38	5 ft	5	REF		
4936	891.5 to 912.9 feet	Cross Slope (PAR)	2.0-3.0%	5 ft	96	SF	$120	**$11,556**
43867	899.4 to 900.4 feet	**Vertical Change**	-.58	5 ft	5	REF		
57971	910.7 to 935.2 feet	Driveway				REF		
57146	913.9 to 914.9 feet	**Vertical Change**	.64	5 ft	5	REF		
4937	916.6 to 932.5 feet	**Cross Slope (Driveway)**	11.0-12.0%	5 ft	72	SF	$40	**$2,862**
42009	934.4 to 935.4 feet	**Vertical Change**	-.77	5 ft	5	REF		
45225	934.4 to 935.4 feet	**Vertical Change**	-.51	5 ft	5	REF		
4939	936.0 to 944.8 feet	Cross Slope (PAR)	3.0-4.0%	5 ft	40	SF	$120	**$4,752**
57972	941.1 to 964.9 feet	Driveway				REF		
46826	945.6 to 946.6 feet	**Vertical Change**	-.44	5 ft	5	REF		
4940	947.8 to 951.0 feet	**Cross Slope (Driveway)**	11.0-12.0%	5 ft	14	SF	$40	**$576**
4942	951.0 to 961.3 feet	**Cross Slope (Driveway)**	9.0-10.0%	5 ft	46	SF	$40	**$1,854**

Funding Source: TBD **Year to be Completed** TBD

Street Side	Run ID	Survey Street Name	Starting Street Name	End Street Name	Priority
N	1908220821	CALAVERAS ST	CIRCLE DR	PENNY ST	101.5

ID	Dist. from Corner	Barrier Type	As-is Measurement/Notes	Sidewalk Width	Qty	Unit	Cost	Total
40144	961.3 to 962.6 feet	Running Slope	6.0-7.0%	5 ft	6	REF		
4944	968.2 to 979.5 feet	Cross Slope (PAR)	2.0-3.0%	5 ft	51	SF	$120	**$6,102**
4946	979.5 to 1024.5 feet	Cross Slope (PAR)	4.0-5.0%	5 ft	203	SF	$120	**$24,300**
4951	1024.5 to 1035.6 feet	Cross Slope (PAR)	2.0-3.0%	5 ft	50	SF	$120	**$5,994**
50355	1035.0 to 1036.0 feet	**Vertical Change**	-.32	5 ft	5	REF		
4953	1035.6 to 1087.5 feet	Cross Slope (PAR)	4.0-5.0%	5 ft	234	SF	$120	**$28,026**
52082	1044.2 to 1045.2 feet	**Vertical Change**	-.29	5 ft	5	REF		
57973	1084.1 to 1107.0 feet	Driveway				REF		
4959	1090.9 to 1104.5 feet	**Cross Slope (Driveway)**	11.0-12.0%	5 ft	61	SF	$40	**$2,448**
40145	1103.7 to 1104.7 feet	Running Slope	5.0-6.0%	5 ft	5	REF		
4963	1108.4 to 1164.1 feet	Cross Slope (PAR)	3.0-4.0%	5 ft	251	SF	$120	**$30,078**
53041	1128.2 to 1129.2 feet	**Vertical Change**	-.27	5 ft	5	REF		
4967	1164.1 to 1172.4 feet	Cross Slope (PAR)	2.0-3.0%	5 ft	37	SF	$120	**$4,482**
47046	1168.0 to 1169.0 feet	**Vertical Change**	-.43	5 ft	5	REF		
57974	1169.2 to 1192.7 feet	Driveway				REF		
53569	1173.8 to 1174.8 feet	**Vertical Change**	-.26	5 ft	5	REF		
4969	1175.9 to 1189.7 feet	**Cross Slope (Driveway)**	10.0-11.0%	5 ft	62	SF	$40	**$2,484**
40146	1188.5 to 1189.7 feet	Running Slope	5.0-6.0%	5 ft	5	REF		
4971	1192.2 to 1215.8 feet	**Cross Slope (Driveway)**	4.0-5.0%	5 ft	106	SF	$40	**$4,248**
42471	1202.4 to 1203.4 feet	**Vertical Change**	-.69	5 ft	5	REF		
4975	1215.8 to 1217.5 feet	Cross Slope (PAR)	2.0-3.0%	5 ft	8	SF	$120	**$918**
43868	1215.9 to 1216.9 feet	**Vertical Change**	-.58	5 ft	5	REF		
49999	1231.1 to 1232.1 feet	**Vertical Change**	-.33	5 ft	5	REF		
4976	1231.6 to 1246.0 feet	Cross Slope (PAR)	2.0-3.0%	5 ft	65	SF	$120	**$7,776**
57975	1242.9 to 1266.3 feet	Driveway				REF		
4978	1249.6 to 1263.7 feet	**Cross Slope (Driveway)**	11.0-12.0%	5 ft	63	SF	$40	**$2,538**
40147	1262.6 to 1264.1 feet	Running Slope	6.0-7.0%	5 ft	7	REF		
4982	1267.5 to 1284.1 feet	Cross Slope (PAR)	3.0-4.0%	5 ft	75	SF	$120	**$8,964**

Funding Source: TBD **Year to be Completed** TBD

Street Side	Run ID	Survey Street Name	Starting Street Name	End Street Name	Priority
N	1908220821	CALAVERAS ST	CIRCLE DR	PENNY ST	101.5

ID	Dist. from Corner	Barrier Type	As-is Measurement/Notes	Sidewalk Width	Qty	Unit	Cost	Total
4984	1284.1 to 1289.1 feet	Cross Slope (PAR)	5.0-6.0%	5 ft	23	SF	$120	**$2,700**
4986	1289.1 to 1291.5 feet	Cross Slope (PAR)	3.0-4.0%	5 ft	11	SF	$120	**$1,296**
4987	1291.5 to 1297.0 feet	Cross Slope (PAR)	2.0-3.0%	5 ft	25	SF	$120	**$2,970**
4989	1297.0 to 1314.0 feet	Cross Slope (PAR)	4.0-5.0%	5 ft	77	SF	$120	**$9,180**
4993	1314.0 to 1316.2 feet	Cross Slope (PAR)	2.0-3.0%	5 ft	10	SF	$120	**$1,188**
52525	1332.3 to 1333.3 feet	**Vertical Change**	-.28	5 ft	5	LF	$75	**$338**
53042	1361.6 to 1362.6 feet	**Vertical Change**	-.27	5 ft	5	LF	$75	**$338**
53570	1549.9 to 1550.9 feet	**Vertical Change**	-.26	5 ft	5	LF	$75	**$338**
4994	1563.2 to 1577.0 feet	Cross Slope (PAR)	2.0-3.0%	5 ft	62	SF	$120	**$7,452**
49343	1564.0 to 1565.0 feet	**Vertical Change**	-.35	5 ft	5	REF		

TOTAL COST FOR: N *side of* **CALAVERAS ST** *Starting at:* **CIRCLE DR** **$519,664.50**

Funding Source: TBD **Year to be Completed** TBD

Street Side	Run ID	Survey Street Name	Starting Street Name	End Street Name	Priority
S	1908221015	CALAVERAS ST	CIRCLE DR	SIDEWALK ENDS	65.25

ID	Dist. from Corner	Barrier Type	As-is Measurement/Notes	Sidewalk Width	Qty	Unit	Cost	Total
6642	0.7 to 13.5 feet	Cross Slope (PAR)	3.0-4.0%	5 ft	58	SF	$120	**$6,912**
49075	1.3 to 2.3 feet	**Vertical Change**	-.36	5 ft	4	REF		
6643	13.5 to 42.3 feet	Cross Slope (PAR)	2.0-3.0%	5 ft	130	SF	$120	**$15,552**
52560	19.0 to 20.0 feet	**Vertical Change**	-.28	5 ft	5	REF		
54000	37.8 to 38.8 feet	**Vertical Change**	-.25	5 ft	5	REF		
6645	42.3 to 132.1 feet	Cross Slope (PAR)	4.0-5.0%	5 ft	404	SF	$120	**$48,492**
51677	47.9 to 48.9 feet	**Vertical Change**	-.3	5 ft	5	REF		
44663	77.9 to 78.9 feet	**Vertical Change**	-.54	5 ft	5	REF		
50391	107.8 to 108.8 feet	**Vertical Change**	-.32	5 ft	5	REF		
58105	127.3 to 152.6 feet	Driveway				REF		
53070	133.3 to 134.3 feet	**Vertical Change**	-.27	5 ft	5	REF		
6655	136.3 to 149.8 feet	**Cross Slope (Driveway)**	>15%	5 ft	61	SF	$40	**$2,430**
40254	148.9 to 150.2 feet	Running Slope	6.0-7.0%	5 ft	6	REF		
46614	152.1 to 153.1 feet	**Vertical Change**	-.45	5 ft	5	REF		
6656	153.2 to 169.2 feet	**Cross Slope (Driveway)**	4.0-5.0%	5 ft	72	SF	$40	**$2,880**
52561	157.7 to 158.7 feet	**Vertical Change**	-.28	5 ft	5	REF		

TOTAL COST FOR: S *side of* **CALAVERAS ST** *Starting at:* **CIRCLE DR** **$76,266.00**

Funding Source: TBD **Year to be Completed** TBD

Street Side	Run ID	Survey Street Name	Starting Street Name	End Street Name	Priority
S	1908220945	CALAVERAS ST	DANNIELLE ST	PENNY ST	71

ID	Dist. from Corner	Barrier Type	As-is Measurement/Notes	Sidewalk Width	Qty	Unit	Cost	Total
6052	0.0 to 3.3 feet	Cross Slope (PAR)	3.0-4.0%	5 ft	17	SF	$120	**$1,980**
6053	3.3 to 23.5 feet	Cross Slope (PAR)	2.0-3.0%	5 ft	101	SF	$120	**$12,120**
41453	3.4 to 4.4 feet	**Vertical Change**	-1.15	5 ft	5	REF		
46844	8.8 to 9.8 feet	**Vertical Change**	-.44	5 ft	5	REF		
48775	19.2 to 20.2 feet	**Vertical Change**	-.37	5 ft	5	REF		
6055	23.5 to 24.6 feet	Cross Slope (PAR)	4.0-5.0%	5 ft	6	SF	$120	**$660**
47073	24.3 to 25.3 feet	**Vertical Change**	-.43	5 ft	5	REF		
56980	24.3 to 25.3 feet	**Vertical Change**	.58	5 ft	5	REF		
6056	26.3 to 44.5 feet	Cross Slope (PAR)	7.0-8.0%	5 ft	91	SF	$120	**$10,920**
48776	29.9 to 30.9 feet	**Vertical Change**	-.37	5 ft	5	REF		
42190	35.1 to 36.1 feet	**Vertical Change**	-.73	5 ft	5	REF		
6058	44.5 to 46.8 feet	Cross Slope (PAR)	5.0-6.0%	5 ft	12	SF	$120	**$1,380**
49069	45.0 to 46.0 feet	**Vertical Change**	-.36	5 ft	5	REF		
57244	45.0 to 46.0 feet	**Vertical Change**	.79	5 ft	5	REF		
6060	46.8 to 51.5 feet	Cross Slope (PAR)	3.0-4.0%	5 ft	24	SF	$120	**$2,820**
6061	51.5 to 76.9 feet	Cross Slope (PAR)	2.0-3.0%	5 ft	127	SF	$120	**$15,240**
52552	55.6 to 56.6 feet	**Vertical Change**	-.28	5 ft	5	REF		
49692	74.3 to 75.3 feet	**Vertical Change**	-.34	5 ft	5	REF		
6064	76.9 to 85.3 feet	Cross Slope (PAR)	4.0-5.0%	5 ft	42	SF	$120	**$5,040**
44661	85.0 to 86.1 feet	**Vertical Change**	-.54	5 ft	6	REF		
6066	85.3 to 86.3 feet	Cross Slope (PAR)	2.0-3.0%	5 ft	5	SF	$120	**$600**
49070	99.4 to 100.4 feet	**Vertical Change**	-.36	5 ft	5	LF	$75	**$375**
53597	104.3 to 105.3 feet	**Vertical Change**	-.26	5 ft	5	LF	$75	**$375**
6067	126.7 to 179.2 feet	Cross Slope (PAR)	2.0-3.0%	5 ft	263	SF	$120	**$31,500**
49693	137.8 to 138.8 feet	**Vertical Change**	-.34	5 ft	5	REF		
50764	142.9 to 143.9 feet	**Vertical Change**	-.31	5 ft	5	REF		
47960	147.8 to 148.8 feet	**Vertical Change**	-.4	5 ft	5	REF		
49694	152.4 to 153.4 feet	**Vertical Change**	-.34	5 ft	5	REF		

Funding Source: TBD **Year to be Completed** TBD

Street Side	Run ID	Survey Street Name	Starting Street Name	End Street Name	Priority
S	1908220945	CALAVERAS ST	DANNIELLE ST	PENNY ST	71

ID	Dist. from Corner	Barrier Type	As-is Measurement/Notes	Sidewalk Width	Qty	Unit	Cost	Total
51668	156.9 to 157.9 feet	Vertical Change	-.3	5 ft	5	REF		
48209	161.9 to 162.9 feet	Vertical Change	-.39	5 ft	5	REF		
47552	166.3 to 167.3 feet	Vertical Change	-.41	5 ft	5	REF		
47303	171.4 to 172.4 feet	Vertical Change	-.42	5 ft	5	REF		
47961	175.6 to 176.6 feet	Vertical Change	-.4	5 ft	5	REF		
6071	179.2 to 205.3 feet	Cross Slope (PAR)	4.0-5.0%	5 ft	131	SF	$120	**$15,660**
47304	180.7 to 181.7 feet	Vertical Change	-.42	5 ft	5	REF		
50019	185.1 to 186.1 feet	Vertical Change	-.33	5 ft	5	REF		
47074	189.7 to 190.7 feet	Vertical Change	-.43	5 ft	5	REF		
50765	193.6 to 194.6 feet	Vertical Change	-.31	5 ft	5	REF		
45734	198.2 to 199.2 feet	Vertical Change	-.49	5 ft	5	REF		
47553	203.5 to 204.5 feet	Vertical Change	-.41	5 ft	5	REF		
6075	205.3 to 207.8 feet	Cross Slope (PAR)	2.0-3.0%	5 ft	13	SF	$120	**$1,500**

TOTAL COST FOR: S *side of* **CALAVERAS ST** *Starting at:* **DANNIELLE ST** **$100,170.00**

Funding Source: TBD **Year to be Completed** TBD

Street Side	Run ID	Survey Street Name	Starting Street Name	End Street Name	Priority
N	1908220838	CALAVERAS ST	PENNY ST	CALAVERAS ST	87.5

ID	Dist. from Corner	Barrier Type	As-is Measurement/Notes	Sidewalk Width	Qty	Unit	Cost	Total
4997	0.0 to 9.7 feet	Cross Slope (PAR)	2.0-3.0%	5 ft	48	SF	$120	**$5,820**
57976	37.8 to 62.9 feet	Driveway				REF		
51650	39.6 to 40.6 feet	**Vertical Change**	-.3	5 ft	5	REF		
4998	46.0 to 59.0 feet	**Cross Slope (Driveway)**	9.0-10.0%	5 ft	65	SF	$40	**$2,600**
40148	58.5 to 60.1 feet	Running Slope	6.0-7.0%	5 ft	8	REF		
47047	81.6 to 82.6 feet	**Vertical Change**	-.43	5 ft	5	LF	$75	**$375**
48185	86.4 to 87.4 feet	**Vertical Change**	-.39	5 ft	5	LF	$75	**$375**
52526	92.0 to 93.0 feet	**Vertical Change**	-.28	5 ft	5	LF	$75	**$375**
53043	96.5 to 97.5 feet	**Vertical Change**	-.27	5 ft	5	LF	$75	**$375**
52527	101.6 to 102.6 feet	**Vertical Change**	-.28	5 ft	5	LF	$75	**$375**
57977	102.5 to 140.7 feet	Driveway				REF		
5001	112.7 to 137.0 feet	**Cross Slope (Driveway)**	9.0-10.0%	5 ft	122	SF	$40	**$4,860**
50356	119.7 to 120.7 feet	**Vertical Change**	-.32	5 ft	5	REF		
49344	127.7 to 130.8 feet	**Vertical Change**	-.35	5 ft	16	REF		
40149	136.8 to 138.3 feet	Running Slope	6.0-7.0%	5 ft	8	REF		
50739	140.8 to 144.5 feet	**Vertical Change**	-.31	5 ft	18	REF		
51651	147.0 to 148.0 feet	**Vertical Change**	-.3	5 ft	5	LF	$75	**$375**
47523	157.2 to 158.2 feet	**Vertical Change**	-.41	5 ft	5	REF		
5005	157.7 to 175.0 feet	Cross Slope (PAR)	2.0-3.0%	5 ft	87	SF	$120	**$10,380**
48186	162.8 to 163.8 feet	**Vertical Change**	-.39	5 ft	5	REF		
43869	167.4 to 168.4 feet	**Vertical Change**	-.58	5 ft	5	REF		
45720	172.7 to 178.9 feet	**Vertical Change**	-.49	5 ft	31	REF		
49036	182.8 to 183.8 feet	**Vertical Change**	-.36	5 ft	5	LF	$75	**$375**
49037	188.2 to 189.2 feet	**Vertical Change**	-.36	5 ft	5	LF	$75	**$375**
57978	192.3 to 229.4 feet	Driveway				REF		
49345	195.8 to 196.8 feet	**Vertical Change**	-.35	5 ft	5	REF		
5006	201.4 to 227.0 feet	**Cross Slope (Driveway)**	9.0-10.0%	5 ft	128	SF	$40	**$5,120**
49038	210.7 to 211.7 feet	**Vertical Change**	-.36	5 ft	5	REF		

Funding Source: TBD **Year to be Completed** TBD

Street Side	Run ID	Survey Street Name	Starting Street Name	End Street Name	Priority
N	1908220838	CALAVERAS ST	PENNY ST	CALAVERAS ST	87.5

ID	Dist. from Corner	Barrier Type	As-is Measurement/Notes	Sidewalk Width	Qty	Unit	Cost	Total
40150	225.7 to 227.4 feet	Running Slope	6.0-7.0%	5 ft	9	REF		
51652	229.9 to 230.9 feet	Vertical Change	-.3	5 ft	5	LF	$75	$375
57979	233.7 to 255.8 feet	Driveway				REF		
49039	238.8 to 239.8 feet	Vertical Change	-.36	5 ft	5	REF		
5010	243.2 to 252.9 feet	Cross Slope (Driveway)	8.0-9.0%	5 ft	49	SF	$40	$1,940
40151	252.3 to 253.3 feet	Running Slope	5.0-6.0%	5 ft	5	REF		
57980	258.6 to 278.1 feet	Driveway				REF		
5013	264.9 to 273.7 feet	Cross Slope (Driveway)	9.0-10.0%	5 ft	44	SF	$40	$1,760
5017	273.7 to 274.7 feet	Cross Slope (Driveway)	7.0-8.0%	5 ft	5	SF	$40	$200
40152	273.9 to 275.5 feet	Running Slope	7.0-8.0%	5 ft	8	REF		
50357	280.5 to 281.5 feet	Vertical Change	-.32	5 ft	5	LF	$75	$375
49346	285.0 to 286.0 feet	Vertical Change	-.35	5 ft	5	LF	$75	$375
57981	285.6 to 320.7 feet	Driveway				REF		
5018	292.8 to 318.0 feet	Cross Slope (Driveway)	7.0-8.0%	5 ft	126	SF	$40	$5,040
45506	299.8 to 300.8 feet	Vertical Change	-.5	5 ft	5	REF		
47941	308.1 to 311.0 feet	Vertical Change	-.4	5 ft	14	REF		
40153	316.9 to 318.5 feet	Running Slope	6.0-7.0%	5 ft	8	REF		
50000	324.2 to 325.2 feet	Vertical Change	-.33	5 ft	5	LF	$75	$375
48468	338.9 to 339.9 feet	Vertical Change	-.38	5 ft	5	LF	$75	$375
50740	348.3 to 349.3 feet	Vertical Change	-.31	5 ft	5	LF	$75	$375
5020	354.1 to 401.3 feet	Cross Slope (PAR)	2.0-3.0%	5 ft	236	SF	$120	$28,320
51653	359.1 to 360.1 feet	Vertical Change	-.3	5 ft	5	REF		
49660	363.3 to 364.3 feet	Vertical Change	-.34	5 ft	5	REF		
49661	378.0 to 379.0 feet	Vertical Change	-.34	5 ft	5	REF		
53985	382.7 to 383.7 feet	Vertical Change	-.25	5 ft	5	REF		
49662	396.8 to 397.8 feet	Vertical Change	-.34	5 ft	5	REF		
57982	398.3 to 422.4 feet	Driveway				REF		
5026	404.9 to 419.2 feet	Cross Slope (Driveway)	10.0-11.0%	5 ft	72	SF	$40	$2,860
52529	411.3 to 412.3 feet	Vertical Change	-.28	5 ft	5	REF		

Funding Source: TBD **Year to be Completed** TBD

Street Side	Run ID	Survey Street Name	Starting Street Name	End Street Name	Priority
N	1908220838	CALAVERAS ST	PENNY ST	CALAVERAS ST	87.5

ID	Dist. from Corner	Barrier Type	As-is Measurement/Notes	Sidewalk Width	Qty	Unit	Cost	Total
40154	418.7 to 419.8 feet	Running Slope	6.0-7.0%	5 ft	6	REF		
5027	423.2 to 457.3 feet	Cross Slope (PAR)	2.0-3.0%	5 ft	171	SF	$120	**$20,460**
53044	426.6 to 427.6 feet	**Vertical Change**	-.27	5 ft	5	REF		
44039	441.8 to 442.8 feet	**Vertical Change**	-.57	5 ft	5	REF		
47280	446.9 to 447.9 feet	**Vertical Change**	-.42	5 ft	5	REF		
42558	451.7 to 452.7 feet	**Vertical Change**	-.68	5 ft	5	REF		
57983	452.8 to 483.2 feet	Driveway				REF		
47049	456.5 to 458.6 feet	**Vertical Change**	-.43	5 ft	11	REF		
5032	461.3 to 480.9 feet	**Cross Slope (Driveway)**	10.0-11.0%	5 ft	98	SF	$40	**$3,920**
47281	471.6 to 472.6 feet	**Vertical Change**	-.42	5 ft	5	REF		
40155	479.9 to 481.6 feet	Running Slope	5.0-6.0%	5 ft	9	REF		
47524	483.2 to 484.2 feet	**Vertical Change**	-.41	5 ft	5	REF		
5035	484.3 to 499.3 feet	Cross Slope (PAR)	3.0-4.0%	5 ft	75	SF	$120	**$9,000**
50359	488.9 to 489.9 feet	**Vertical Change**	-.32	5 ft	5	REF		
43114	491.2 to 492.2 feet	**Vertical Change**	-.63	5 ft	5	REF		
46589	496.1 to 497.1 feet	**Vertical Change**	-.45	5 ft	5	REF		
5036	499.3 to 544.3 feet	Cross Slope (PAR)	2.0-3.0%	5 ft	225	SF	$120	**$27,000**
50360	500.9 to 501.9 feet	**Vertical Change**	-.32	5 ft	5	REF		
46590	506.3 to 507.3 feet	**Vertical Change**	-.45	5 ft	5	REF		
44853	510.7 to 511.7 feet	**Vertical Change**	-.53	5 ft	5	REF		
48469	515.1 to 516.1 feet	**Vertical Change**	-.38	5 ft	5	REF		
46828	520.0 to 521.0 feet	**Vertical Change**	-.44	5 ft	5	REF		
45226	525.0 to 526.0 feet	**Vertical Change**	-.51	5 ft	5	REF		
45919	529.9 to 530.9 feet	**Vertical Change**	-.48	5 ft	5	REF		
44426	533.6 to 534.6 feet	**Vertical Change**	-.55	5 ft	5	REF		
46362	537.0 to 538.0 feet	**Vertical Change**	-.46	5 ft	5	REF		
45507	540.2 to 541.2 feet	**Vertical Change**	-.5	5 ft	5	REF		
45227	544.0 to 545.0 feet	**Vertical Change**	-.51	5 ft	5	REF		

Funding Source: TBD **Year to be Completed** TBD

Street Side	Run ID	Survey Street Name	Starting Street Name	End Street Name	Priority
N	1908220838	CALAVERAS ST	PENNY ST	CALAVERAS ST	87.5

ID	Dist. from Corner	Barrier Type	As-is Measurement/Notes	Sidewalk Width	Qty	Unit	Cost	Total
5038	544.3 to 559.4 feet	Cross Slope (PAR)	4.0-5.0%	5 ft	76	SF	$120	**$9,060**
45721	548.4 to 549.4 feet	**Vertical Change**	-.49	5 ft	5	REF		
45228	552.7 to 553.7 feet	**Vertical Change**	-.51	5 ft	5	REF		
48753	556.8 to 557.8 feet	**Vertical Change**	-.37	5 ft	5	REF		
5040	559.4 to 575.9 feet	Cross Slope (PAR)	2.0-3.0%	5 ft	83	SF	$120	**$9,900**
49040	561.2 to 562.2 feet	**Vertical Change**	-.36	5 ft	5	REF		
49347	566.5 to 567.5 feet	**Vertical Change**	-.35	5 ft	5	REF		
52530	571.7 to 572.7 feet	**Vertical Change**	-.28	5 ft	5	REF		
48470	577.1 to 578.1 feet	**Vertical Change**	-.38	5 ft	5	LF	$75	**$375**

TOTAL COST FOR: N *side of* **CALAVERAS ST** *Starting at:* **PENNY ST** **$153,865.00**

Funding Source: TBD **Year to be Completed** TBD

Street Side	Run ID	Survey Street Name	Starting Street Name	End Street Name	Priority
S	1908220947	CALAVERAS ST	PENNY ST	CALIFA DR	60.25

ID	Dist. from Corner	Barrier Type	As-is Measurement/Notes	Sidewalk Width	Qty	Unit	Cost	Total
6076	0.0 to 24.6 feet	Cross Slope (PAR)	3.0-4.0%	5 ft	123	SF	$120	**$14,760**
50766	9.0 to 10.0 feet	**Vertical Change**	-.31	5 ft	5	REF		
50020	12.5 to 13.5 feet	**Vertical Change**	-.33	5 ft	5	REF		
53062	16.2 to 17.2 feet	**Vertical Change**	-.27	5 ft	5	REF		
6078	24.6 to 28.7 feet	Cross Slope (PAR)	5.0-6.0%	5 ft	21	SF	$120	**$2,460**
40210	28.2 to 30.8 feet	Running Slope	5.0-6.0%	5 ft	13	REF		
6079	28.7 to 38.2 feet	Cross Slope (PAR)	6.0-7.0%	5 ft	48	SF	$120	**$5,700**
40211	35.7 to 37.0 feet	Running Slope	5.0-6.0%	5 ft	6	REF		
43718	39.0 to 40.0 feet	**Vertical Change**	-.59	5 ft	5	REF		
6082	39.1 to 168.9 feet	Cross Slope (PAR)	4.0-5.0%	5 ft	649	SF	$120	**$77,880**
49695	43.6 to 44.6 feet	**Vertical Change**	-.34	5 ft	5	REF		
53598	53.3 to 54.3 feet	**Vertical Change**	-.26	5 ft	5	REF		
53599	82.8 to 83.8 feet	**Vertical Change**	-.26	5 ft	5	REF		
51669	92.5 to 93.5 feet	**Vertical Change**	-.3	5 ft	5	REF		
48777	146.3 to 147.3 feet	**Vertical Change**	-.37	5 ft	5	REF		
49696	160.8 to 161.8 feet	**Vertical Change**	-.34	5 ft	5	REF		
6098	168.9 to 184.3 feet	Cross Slope (PAR)	2.0-3.0%	5 ft	77	SF	$120	**$9,240**
45239	176.2 to 177.2 feet	**Vertical Change**	-.51	5 ft	5	REF		
6100	184.3 to 199.9 feet	Cross Slope (PAR)	4.0-5.0%	5 ft	78	SF	$120	**$9,360**
52553	188.0 to 189.0 feet	**Vertical Change**	-.28	5 ft	5	REF		
52103	198.7 to 199.7 feet	**Vertical Change**	-.29	5 ft	5	REF		
6102	199.9 to 205.5 feet	Cross Slope (PAR)	2.0-3.0%	5 ft	28	SF	$120	**$3,360**

TOTAL COST FOR: S *side of* **CALAVERAS ST** *Starting at:* **PENNY ST** **$122,760.00**

Funding Source: TBD **Year to be Completed** TBD

Street Side	Run ID	Survey Street Name	Starting Street Name	End Street Name	Priority
E	1908220942	CALAVERAS ST	ROSEHILL DR	CALAVERAS ST	100.75

ID	Dist. from Corner	Barrier Type	As-is Measurement/Notes	Sidewalk Width	Qty	Unit	Cost	Total
5978	0.0 to 14.5 feet	Cross Slope (PAR)	3.0-4.0%	5 ft	73	SF	$120	**$8,700**
47550	4.4 to 5.4 feet	**Vertical Change**	-.41	5 ft	5	REF		
5981	14.5 to 31.9 feet	Cross Slope (PAR)	2.0-3.0%	5 ft	87	SF	$120	**$10,440**
53993	16.6 to 17.6 feet	**Vertical Change**	-.25	5 ft	5	REF		
47301	21.3 to 22.3 feet	**Vertical Change**	-.42	5 ft	5	REF		
45517	25.9 to 26.9 feet	**Vertical Change**	-.5	5 ft	5	REF		
58049	28.0 to 53.6 feet	Driveway				REF		
50376	31.8 to 32.8 feet	**Vertical Change**	-.32	5 ft	5	REF		
5982	35.8 to 51.3 feet	**Cross Slope (Driveway)**	10.0-11.0%	5 ft	78	SF	$40	**$3,100**
47071	42.9 to 43.9 feet	**Vertical Change**	-.43	5 ft	5	REF		
40206	50.4 to 51.5 feet	Running Slope	5.0-6.0%	5 ft	6	REF		
5985	55.2 to 60.2 feet	Cross Slope (PAR)	2.0-3.0%	5 ft	25	SF	$120	**$3,000**
58050	63.7 to 88.3 feet	Driveway				REF		
49688	66.9 to 70.2 feet	**Vertical Change**	-.34	5 ft	16	REF		
5986	68.5 to 69.7 feet	**Cross Slope (Driveway)**	2.0-3.0%	5 ft	6	SF	$40	**$240**
5987	72.8 to 85.3 feet	**Cross Slope (Driveway)**	8.0-9.0%	5 ft	63	SF	$40	**$2,500**
50377	89.0 to 90.0 feet	**Vertical Change**	-.32	5 ft	5	LF	$75	**$375**
5989	90.3 to 125.3 feet	Cross Slope (PAR)	2.0-3.0%	5 ft	175	SF	$120	**$21,000**
48489	93.9 to 94.9 feet	**Vertical Change**	-.38	5 ft	5	REF		
48490	98.9 to 99.9 feet	**Vertical Change**	-.38	5 ft	5	LF	$75	**$375**
53994	104.2 to 105.2 feet	**Vertical Change**	-.25	5 ft	5	REF		
49365	109.6 to 110.6 feet	**Vertical Change**	-.35	5 ft	5	REF		
50759	114.8 to 115.8 feet	**Vertical Change**	-.31	5 ft	5	REF		
50760	120.7 to 121.7 feet	**Vertical Change**	-.31	5 ft	5	REF		
5993	130.2 to 188.1 feet	Cross Slope (PAR)	2.0-3.0%	5 ft	290	SF	$120	**$34,740**
48491	131.4 to 132.4 feet	**Vertical Change**	-.38	5 ft	5	REF		
45938	142.0 to 143.0 feet	**Vertical Change**	-.48	5 ft	5	REF		
48207	146.9 to 147.9 feet	**Vertical Change**	-.39	5 ft	5	REF		

Funding Source: TBD **Year to be Completed** TBD

Street Side	Run ID	Survey Street Name	Starting Street Name	End Street Name	Priority
E	1908220942	CALAVERAS ST	ROSEHILL DR	CALAVERAS ST	100.75

ID	Dist. from Corner	Barrier Type	As-is Measurement/Notes	Sidewalk Width	Qty	Unit	Cost	Total
45733	152.1 to 153.1 feet	Vertical Change	-.49	5 ft	5	REF		
42130	157.1 to 158.1 feet	Vertical Change	-.74	5 ft	5	REF		
45038	162.4 to 166.4 feet	Vertical Change	-.52	5 ft	20	REF		
45518	168.9 to 169.9 feet	Vertical Change	-.5	5 ft	5	REF		
46388	172.4 to 173.4 feet	Vertical Change	-.46	5 ft	5	REF		
42131	178.0 to 179.0 feet	Vertical Change	-.74	5 ft	5	REF		
48492	183.2 to 184.2 feet	Vertical Change	-.38	5 ft	5	REF		
58051	184.3 to 208.9 feet	Driveway				REF		
42771	187.4 to 188.4 feet	Vertical Change	-.66	5 ft	5	REF		
6006	191.8 to 205.9 feet	Cross Slope (Driveway)	10.0-11.0%	5 ft	71	SF	$40	**$2,820**
42188	199.0 to 200.0 feet	Vertical Change	-.73	5 ft	5	REF		
40207	205.4 to 207.3 feet	Running Slope	6.0-7.0%	5 ft	10	REF		
6009	210.2 to 231.8 feet	Cross Slope (PAR)	2.0-3.0%	5 ft	108	SF	$120	**$12,960**
46156	210.4 to 211.4 feet	Vertical Change	-.47	5 ft	5	REF		
42189	213.6 to 214.6 feet	Vertical Change	-.73	5 ft	5	REF		
45039	219.5 to 220.5 feet	Vertical Change	-.52	5 ft	5	REF		
49065	224.7 to 225.7 feet	Vertical Change	-.36	5 ft	5	REF		
58052	226.0 to 251.6 feet	Driveway				REF		
45519	229.7 to 232.6 feet	Vertical Change	-.5	5 ft	15	REF		
6012	235.2 to 249.4 feet	Cross Slope (Driveway)	9.0-10.0%	5 ft	71	SF	$40	**$2,840**
44046	241.8 to 242.8 feet	Vertical Change	-.57	5 ft	5	REF		
40208	248.1 to 250.5 feet	Running Slope	5.0-6.0%	5 ft	12	REF		
41400	252.1 to 253.1 feet	Vertical Change	-1.27	5 ft	5	REF		
6015	252.9 to 294.5 feet	Cross Slope (PAR)	2.0-3.0%	5 ft	208	SF	$120	**$24,960**
48494	256.3 to 257.3 feet	Vertical Change	-.38	5 ft	5	REF		
43717	261.5 to 262.5 feet	Vertical Change	-.59	5 ft	5	REF		
45939	266.5 to 267.5 feet	Vertical Change	-.48	5 ft	5	REF		
44863	271.4 to 272.4 feet	Vertical Change	-.53	5 ft	5	REF		

Funding Source: TBD **Year to be Completed** TBD

Street Side	Run ID	Survey Street Name	Starting Street Name	End Street Name	Priority
E	1908220942	CALAVERAS ST	ROSEHILL DR	CALAVERAS ST	100.75

ID	Dist. from Corner	Barrier Type	As-is Measurement/Notes	Sidewalk Width	Qty	Unit	Cost	Total
41896	276.4 to 277.4 feet	Vertical Change	-.8	5 ft	5	REF		
42563	281.1 to 282.1 feet	Vertical Change	-.68	5 ft	5	REF		
43874	286.1 to 287.1 feet	Vertical Change	-.58	5 ft	5	REF		
58053	288.1 to 314.5 feet	Driveway				REF		
41799	290.9 to 291.9 feet	Vertical Change	-.84	5 ft	5	REF		
52102	293.1 to 294.1 feet	Vertical Change	-.29	5 ft	5	REF		
6020	298.3 to 312.1 feet	Cross Slope (Driveway)	9.0-10.0%	5 ft	69	SF	$40	**$2,760**
45940	304.7 to 305.7 feet	Vertical Change	-.48	5 ft	5	REF		
40209	311.0 to 313.3 feet	Running Slope	5.0-6.0%	5 ft	12	REF		
6023	312.1 to 313.1 feet	Cross Slope (Driveway)	7.0-8.0%	5 ft	5	SF	$40	**$200**
6024	315.2 to 316.6 feet	Cross Slope (PAR)	3.0-4.0%	5 ft	7	SF	$120	**$840**
6025	316.6 to 332.1 feet	Cross Slope (PAR)	2.0-3.0%	5 ft	77	SF	$120	**$9,300**
45238	317.6 to 321.0 feet	Vertical Change	-.51	5 ft	17	REF		
55976	324.9 to 325.9 feet	Vertical Change	.37	5 ft	5	REF		
44433	329.2 to 330.2 feet	Vertical Change	-.55	5 ft	5	REF		
48772	333.5 to 334.5 feet	Vertical Change	-.37	5 ft	5	LF	$75	**$375**

TOTAL COST FOR: E *side of* **CALAVERAS ST** *Starting at:* **ROSEHILL DR** **$141,525.00**

Funding Source: TBD **Year to be Completed** TBD

Street Side	Run ID	Survey Street Name	Starting Street Name	End Street Name	Priority
S	1908220954	CALAVERAS ST	ROSEHILL DR	CIRCLE DR	80.25

ID	Dist. from Corner	Barrier Type	As-is Measurement/Notes	Sidewalk Width	Qty	Unit	Cost	Total
6155	0.0 to 5.2 feet	Cross Slope (PAR)	2.0-3.0%	5 ft	26	SF	$120	**$3,120**
6157	5.2 to 52.8 feet	Cross Slope (PAR)	4.0-5.0%	5 ft	238	SF	$120	**$28,560**
42772	6.4 to 7.4 feet	**Vertical Change**	-.66	5 ft	5	REF		
6161	52.8 to 60.3 feet	Cross Slope (PAR)	6.0-7.0%	5 ft	38	SF	$120	**$4,500**
6162	60.3 to 76.3 feet	Cross Slope (PAR)	5.0-6.0%	5 ft	80	SF	$120	**$9,600**
53064	61.9 to 62.9 feet	**Vertical Change**	-.27	5 ft	5	REF		
58059	71.3 to 95.4 feet	Driveway				REF		
50767	76.9 to 77.9 feet	**Vertical Change**	-.31	5 ft	5	REF		
6164	79.9 to 87.0 feet	**Cross Slope (Driveway)**	11.0-12.0%	5 ft	35	SF	$40	**$1,420**
6166	87.0 to 92.9 feet	**Cross Slope (Driveway)**	13.014	5 ft	30	SF	$40	**$1,180**
6167	96.4 to 178.0 feet	Cross Slope (PAR)	5.0-6.0%	5 ft	408	SF	$120	**$48,960**
50768	151.8 to 152.8 feet	**Vertical Change**	-.31	5 ft	5	REF		
55988	151.9 to 152.9 feet	**Vertical Change**	.39	5 ft	5	REF		
6176	178.0 to 181.8 feet	Cross Slope (PAR)	3.0-4.0%	5 ft	19	SF	$120	**$2,280**
58060	178.4 to 201.8 feet	Driveway				REF		
6178	184.4 to 188.1 feet	**Cross Slope (Driveway)**	9.0-10.0%	5 ft	19	SF	$40	**$740**
6180	188.1 to 199.9 feet	**Cross Slope (Driveway)**	11.0-12.0%	5 ft	59	SF	$40	**$2,360**
6184	203.0 to 222.8 feet	Cross Slope (PAR)	4.0-5.0%	5 ft	99	SF	$120	**$11,880**
6186	222.8 to 247.0 feet	Cross Slope (PAR)	6.0-7.0%	5 ft	121	SF	$120	**$14,520**
6189	247.0 to 253.2 feet	Cross Slope (PAR)	5.0-6.0%	5 ft	31	SF	$120	**$3,720**
6190	253.2 to 270.4 feet	Cross Slope (PAR)	6.0-7.0%	5 ft	86	SF	$120	**$10,320**
53065	263.5 to 264.5 feet	**Vertical Change**	-.27	5 ft	5	REF		
6192	270.4 to 276.2 feet	Cross Slope (PAR)	8.0-9.0%	5 ft	29	SF	$120	**$3,480**
6194	276.2 to 278.7 feet	Cross Slope (PAR)	6.0-7.0%	5 ft	13	SF	$120	**$1,500**
53601	277.5 to 278.5 feet	**Vertical Change**	-.26	5 ft	5	REF		
6195	278.7 to 289.1 feet	Cross Slope (PAR)	5.0-6.0%	5 ft	52	SF	$120	**$6,240**
58061	284.8 to 313.8 feet	Driveway				REF		
6197	289.1 to 291.2 feet	**Cross Slope (Driveway)**	3.0-4.0%	5 ft	10	SF	$40	**$420**

Funding Source: TBD **Year to be Completed** TBD

Street Side	Run ID	Survey Street Name	Starting Street Name	End Street Name	Priority
S	1908220954	CALAVERAS ST	ROSEHILL DR	CIRCLE DR	80.25

ID	Dist. from Corner	Barrier Type	As-is Measurement/Notes	Sidewalk Width	Qty	Unit	Cost	Total
6198	294.5 to 311.4 feet	Cross Slope (Driveway)	9.0-10.0%	5 ft	84	SF	$40	$3,380
40219	310.9 to 313.2 feet	Running Slope	7.0-8.0%	5 ft	12	REF		
6199	315.2 to 357.2 feet	Cross Slope (PAR)	2.0-3.0%	5 ft	210	SF	$120	$25,200
6204	357.2 to 376.7 feet	Cross Slope (PAR)	4.0-5.0%	5 ft	98	SF	$120	$11,700
6206	376.7 to 378.2 feet	Cross Slope (PAR)	2.0-3.0%	5 ft	8	SF	$120	$900
53995	377.1 to 378.1 feet	Vertical Change	-.25	5 ft	5	REF		
58062	377.4 to 402.8 feet	Driveway				REF		
6207	385.5 to 399.3 feet	Cross Slope (Driveway)	13.014	5 ft	69	SF	$40	$2,760
50769	393.4 to 394.4 feet	Vertical Change	-.31	5 ft	5	REF		
40220	398.1 to 399.6 feet	Running Slope	7.0-8.0%	5 ft	8	REF		
47554	402.1 to 403.1 feet	Vertical Change	-.41	5 ft	5	REF		
6209	402.8 to 413.2 feet	Cross Slope (Driveway)	3.0-4.0%	5 ft	52	SF	$40	$2,080
6211	413.2 to 467.5 feet	Cross Slope (PAR)	2.0-3.0%	5 ft	272	SF	$120	$32,580
48778	427.2 to 428.2 feet	Vertical Change	-.37	5 ft	5	REF		
50382	465.9 to 466.9 feet	Vertical Change	-.32	5 ft	5	REF		
6217	471.7 to 486.3 feet	Cross Slope (PAR)	2.0-3.0%	5 ft	73	SF	$120	$8,760

TOTAL COST FOR: S *side of* **CALAVERAS ST** *Starting at:* **ROSEHILL DR** **$242,160.00**

Funding Source: TBD **Year to be Completed** TBD

Street Side	Run ID	Survey Street Name	Starting Street Name	End Street Name	Priority
W	1908220855	CALAVERAS ST	SIDEWALK BEGINS	ROSEHILL DR	66

ID	Dist. from Corner	Barrier Type	As-is Measurement/Notes	Sidewalk Width	Qty	Unit	Cost	Total
5071	0.7 to 13.6 feet	Cross Slope (PAR)	3.0-4.0%	5 ft	65	SF	$120	**$7,740**
45230	1.7 to 2.7 feet	**Vertical Change**	-.51	5 ft	5	REF		
45920	7.4 to 8.4 feet	**Vertical Change**	-.48	5 ft	5	REF		
45921	12.2 to 13.2 feet	**Vertical Change**	-.48	5 ft	5	REF		
5072	13.6 to 27.2 feet	Cross Slope (PAR)	2.0-3.0%	5 ft	68	SF	$120	**$8,160**
41661	16.1 to 17.1 feet	**Vertical Change**	-.92	5 ft	5	REF		
46829	21.2 to 22.2 feet	**Vertical Change**	-.44	5 ft	5	LF	$75	**$375**
5077	27.2 to 31.6 feet	Cross Slope (PAR)	4.0-5.0%	5 ft	22	SF	$120	**$2,640**
45922	27.3 to 28.3 feet	**Vertical Change**	-.48	5 ft	5	REF		
5079	31.6 to 72.0 feet	Cross Slope (PAR)	2.0-3.0%	5 ft	202	SF	$120	**$24,240**
45722	33.4 to 34.4 feet	**Vertical Change**	-.49	5 ft	5	REF		
50002	37.5 to 38.5 feet	**Vertical Change**	-.33	5 ft	5	REF		
43115	41.3 to 42.3 feet	**Vertical Change**	-.63	5 ft	5	REF		
46135	46.8 to 47.8 feet	**Vertical Change**	-.47	5 ft	5	REF		
46367	52.3 to 53.3 feet	**Vertical Change**	-.46	5 ft	5	REF		
45923	57.8 to 58.8 feet	**Vertical Change**	-.48	5 ft	5	REF		
44040	63.3 to 64.3 feet	**Vertical Change**	-.57	5 ft	5	REF		
47528	69.1 to 70.1 feet	**Vertical Change**	-.41	5 ft	5	REF		

TOTAL COST FOR: W *side of* **CALAVERAS ST** *Starting at:* **SIDEWALK BEGINS** **$43,155.00**

Funding Source: TBD **Year to be Completed** TBD

Street Side	Run ID	Survey Street Name	Starting Street Name	End Street Name	Priority
N	1908220813	CALAVERAS ST	VENTURA AVE	CIRCLE DR	83.75

ID	Dist. from Corner	Barrier Type	As-is Measurement/Notes	Sidewalk Width	Qty	Unit	Cost	Total
4775	0.0 to 6.3 feet	Cross Slope (PAR)	2.0-3.0%	5 ft	28	SF	$120	**$3,402**
57956	2.7 to 30.2 feet	Driveway				REF		
40132	6.3 to 7.4 feet	Running Slope	7.0-8.0%	5 ft	5	REF		
4776	10.3 to 26.2 feet	Cross Slope (Driveway)	14.0-15.0%	5 ft	72	SF	$40	**$2,862**
40133	25.6 to 26.8 feet	Running Slope	8.0-9.0%	5 ft	5	REF		
29	54.6 to 55.6 feet	Continuous Width		5 ft	5	SF	$120	**$540**
4779	58.4 to 66.1 feet	Cross Slope (PAR)	2.0-3.0%	5 ft	35	SF	$120	**$4,158**
57957	65.9 to 94.6 feet	Driveway				REF		
4782	66.1 to 68.8 feet	Cross Slope (Driveway)	4.0-5.0%	5 ft	12	SF	$40	**$486**
4783	72.9 to 83.1 feet	Cross Slope (Driveway)	>15%	5 ft	46	SF	$40	**$1,836**
47279	82.2 to 83.2 feet	Vertical Change	-.42	5 ft	5	REF		
4785	83.1 to 90.9 feet	Cross Slope (Driveway)	13.014	5 ft	35	SF	$40	**$1,404**
40134	90.7 to 92.3 feet	Running Slope	7.0-8.0%	5 ft	7	REF		
4786	97.5 to 120.1 feet	Cross Slope (PAR)	2.0-3.0%	5 ft	102	SF	$120	**$12,204**
4788	120.1 to 139.7 feet	Cross Slope (PAR)	4.0-5.0%	5 ft	88	SF	$120	**$10,584**
4791	139.7 to 163.4 feet	Cross Slope (PAR)	2.0-3.0%	5 ft	107	SF	$120	**$12,798**
56909	146.2 to 147.2 feet	Vertical Change	.5	5 ft	5	REF		
47940	153.5 to 154.5 feet	Vertical Change	-.4	5 ft	5	REF		
57958	159.8 to 189.9 feet	Driveway				REF		
4793	167.6 to 185.8 feet	Cross Slope (Driveway)	12.0-13.0%	5 ft	82	SF	$40	**$3,276**
40135	185.6 to 186.7 feet	Running Slope	8.0-9.0%	5 ft	5	REF		
49341	188.5 to 189.5 feet	Vertical Change	-.35	5 ft	5	REF		
4795	189.8 to 202.2 feet	Cross Slope (Driveway)	3.0-4.0%	5 ft	56	SF	$40	**$2,232**
50353	198.4 to 199.4 feet	Vertical Change	-.32	5 ft	5	REF		
4799	202.2 to 225.3 feet	Cross Slope (PAR)	5.0-6.0%	5 ft	104	SF	$120	**$12,474**

TOTAL COST FOR: N *side of* **CALAVERAS ST** *Starting at:* **VENTURA AVE** **$68,256.00**

Funding Source: TBD **Year to be Completed** TBD

Street Side	Run ID	Survey Street Name	Starting Street Name	End Street Name	Priority
W	1908220924	CALIFA DR	CALAVERAS ST	ROSEHILL DR	102.25

ID	Dist. from Corner	Barrier Type	As-is Measurement/Notes	Sidewalk Width	Qty	Unit	Cost	Total
5615	0.0 to 12.8 feet	Cross Slope (PAR)	2.0-3.0%	5 ft	64	SF	$120	**$7,680**
50750	9.1 to 10.1 feet	**Vertical Change**	-.31	5 ft	5	REF		
5617	12.8 to 22.3 feet	Cross Slope (PAR)	4.0-5.0%	5 ft	48	SF	$120	**$5,700**
5619	22.3 to 28.9 feet	Cross Slope (PAR)	2.0-3.0%	5 ft	33	SF	$120	**$3,960**
50367	27.7 to 28.7 feet	**Vertical Change**	-.32	5 ft	5	REF		
5621	28.9 to 63.5 feet	Cross Slope (PAR)	4.0-5.0%	5 ft	173	SF	$120	**$20,760**
53989	42.4 to 43.4 feet	**Vertical Change**	-.25	5 ft	5	REF		
58021	58.9 to 81.3 feet	Driveway				REF		
5625	66.5 to 79.2 feet	**Cross Slope (Driveway)**	9.0-10.0%	5 ft	64	SF	$40	**$2,540**
5628	82.2 to 83.5 feet	Cross Slope (PAR)	3.0-4.0%	5 ft	7	SF	$120	**$780**
5629	83.5 to 116.0 feet	Cross Slope (PAR)	2.0-3.0%	5 ft	163	SF	$120	**$19,500**
43873	93.8 to 94.8 feet	**Vertical Change**	-.58	5 ft	5	REF		
52542	98.7 to 99.7 feet	**Vertical Change**	-.28	5 ft	5	REF		
42288	108.8 to 109.8 feet	**Vertical Change**	-.71	5 ft	5	REF		
5634	116.0 to 154.4 feet	Cross Slope (PAR)	4.0-5.0%	5 ft	192	SF	$120	**$23,040**
42046	123.5 to 124.5 feet	**Vertical Change**	-.76	5 ft	5	REF		
43393	138.9 to 139.9 feet	**Vertical Change**	-.61	5 ft	5	REF		
58022	149.3 to 171.8 feet	Driveway				REF		
47535	154.2 to 155.2 feet	**Vertical Change**	-.41	5 ft	5	REF		
5638	157.2 to 171.1 feet	**Cross Slope (Driveway)**	9.0-10.0%	5 ft	70	SF	$40	**$2,780**
50368	173.2 to 174.2 feet	**Vertical Change**	-.32	5 ft	5	LF	$75	**$375**
5639	175.3 to 182.5 feet	Cross Slope (PAR)	2.0-3.0%	5 ft	36	SF	$120	**$4,320**
58023	177.9 to 201.8 feet	Driveway				REF		
5640	186.3 to 200.3 feet	**Cross Slope (Driveway)**	9.0-10.0%	5 ft	70	SF	$40	**$2,800**
40191	200.1 to 201.8 feet	Running Slope	5.0-6.0%	5 ft	9	REF		
5642	203.8 to 266.2 feet	Cross Slope (PAR)	4.0-5.0%	5 ft	312	SF	$120	**$37,440**
5656	266.2 to 277.3 feet	Cross Slope (PAR)	2.0-3.0%	5 ft	56	SF	$120	**$6,660**
5658	277.3 to 322.7 feet	Cross Slope (PAR)	4.0-5.0%	5 ft	227	SF	$120	**$27,240**

Funding Source: TBD **Year to be Completed** TBD

Street Side	Run ID	Survey Street Name	Starting Street Name	End Street Name	Priority
W	1908220924	CALIFA DR	CALAVERAS ST	ROSEHILL DR	102.25

ID	Dist. from Corner	Barrier Type	As-is Measurement/Notes	Sidewalk Width	Qty	Unit	Cost	Total
46142	308.4 to 309.4 feet	Vertical Change	-.47	5 ft	5	REF		
58024	317.3 to 344.3 feet	Driveway				REF		
5664	326.4 to 342.2 feet	Cross Slope (Driveway)	11.0-12.0%	5 ft	79	SF	$40	**$3,160**
40192	341.8 to 343.0 feet	Running Slope	5.0-6.0%	5 ft	6	REF		
46376	343.9 to 344.9 feet	Vertical Change	-.46	5 ft	5	REF		
5667	345.6 to 350.6 feet	Cross Slope (PAR)	5.0-6.0%	5 ft	25	SF	$120	**$3,000**
52094	349.1 to 350.1 feet	Vertical Change	-.29	5 ft	5	REF		
58025	349.4 to 374.1 feet	Driveway				REF		
5669	350.6 to 353.6 feet	Cross Slope (Driveway)	3.0-4.0%	5 ft	15	SF	$40	**$600**
50751	353.9 to 354.9 feet	Vertical Change	-.31	5 ft	5	REF		
5671	357.6 to 371.7 feet	Cross Slope (Driveway)	13.014	5 ft	71	SF	$40	**$2,820**
40193	371.3 to 373.6 feet	Running Slope	6.0-7.0%	5 ft	12	REF		
5674	375.8 to 436.0 feet	Cross Slope (PAR)	5.0-6.0%	5 ft	301	SF	$120	**$36,120**
44230	383.8 to 384.8 feet	Vertical Change	-.56	5 ft	5	REF		
49356	403.6 to 404.6 feet	Vertical Change	-.35	5 ft	5	REF		
53585	407.2 to 408.2 feet	Vertical Change	-.26	5 ft	5	REF		
48762	414.9 to 415.9 feet	Vertical Change	-.37	5 ft	5	REF		
5682	436.0 to 494.1 feet	Cross Slope (PAR)	3.0-4.0%	5 ft	291	SF	$120	**$34,860**
5686	494.1 to 501.3 feet	Cross Slope (PAR)	5.0-6.0%	5 ft	36	SF	$120	**$4,320**
5688	501.3 to 503.3 feet	Cross Slope (PAR)	3.0-4.0%	5 ft	10	SF	$120	**$1,200**

TOTAL COST FOR: W *side of* **CALIFA DR** *Starting at:* **CALAVERAS ST** **$251,655.00**

Funding Source: TBD **Year to be Completed** TBD

Street Side	Run ID	Survey Street Name	Starting Street Name	End Street Name	Priority
E	1908220921	CALIFA DR	ROSEHILL DR	CALAVERAS ST	96.25

ID	Dist. from Corner	Barrier Type	As-is Measurement/Notes	Sidewalk Width	Qty	Unit	Cost	Total
5555	0.0 to 31.9 feet	Cross Slope (PAR)	3.0-4.0%	5 ft	160	SF	$120	**$19,140**
42287	30.5 to 31.5 feet	**Vertical Change**	-.71	5 ft	5	REF		
5559	31.9 to 53.9 feet	Cross Slope (PAR)	5.0-6.0%	5 ft	110	SF	$120	**$13,200**
5561	53.9 to 89.3 feet	Cross Slope (PAR)	3.0-4.0%	5 ft	177	SF	$120	**$21,240**
47290	73.5 to 74.5 feet	**Vertical Change**	-.42	5 ft	5	REF		
5564	89.3 to 92.9 feet	Cross Slope (PAR)	2.0-3.0%	5 ft	18	SF	$120	**$2,160**
53055	92.1 to 93.1 feet	**Vertical Change**	-.27	5 ft	5	REF		
5566	92.9 to 153.4 feet	Cross Slope (PAR)	4.0-5.0%	5 ft	303	SF	$120	**$36,300**
45235	115.3 to 116.3 feet	**Vertical Change**	-.51	5 ft	5	REF		
47059	143.7 to 144.7 feet	**Vertical Change**	-.43	5 ft	5	REF		
5573	153.4 to 217.4 feet	Cross Slope (PAR)	2.0-3.0%	5 ft	320	SF	$120	**$38,400**
45036	172.0 to 173.0 feet	**Vertical Change**	-.52	5 ft	5	REF		
45928	186.4 to 187.4 feet	**Vertical Change**	-.48	5 ft	5	REF		
58018	211.6 to 236.4 feet	Driveway				REF		
46141	217.4 to 218.4 feet	**Vertical Change**	-.47	5 ft	5	REF		
5579	220.6 to 233.8 feet	**Cross Slope (Driveway)**	10.0-11.0%	5 ft	66	SF	$40	**$2,640**
40188	233.6 to 234.6 feet	Running Slope	5.0-6.0%	5 ft	5	REF		
5582	237.8 to 250.3 feet	Cross Slope (PAR)	3.0-4.0%	5 ft	63	SF	$120	**$7,500**
5584	250.3 to 274.4 feet	Cross Slope (PAR)	2.0-3.0%	5 ft	120	SF	$120	**$14,460**
50010	259.4 to 260.4 feet	**Vertical Change**	-.33	5 ft	5	REF		
5588	282.2 to 287.2 feet	Cross Slope (PAR)	2.0-3.0%	5 ft	25	SF	$120	**$3,000**
58019	283.0 to 307.6 feet	Driveway				REF		
52541	287.9 to 288.9 feet	**Vertical Change**	-.28	5 ft	5	REF		
5589	290.8 to 305.8 feet	**Cross Slope (Driveway)**	11.0-12.0%	5 ft	75	SF	$40	**$3,000**
40189	303.8 to 306.3 feet	Running Slope	5.0-6.0%	5 ft	13	REF		
5591	309.5 to 315.1 feet	Cross Slope (PAR)	3.0-4.0%	5 ft	28	SF	$120	**$3,360**
58020	311.3 to 335.0 feet	Driveway				REF		
5592	318.5 to 333.0 feet	**Cross Slope (Driveway)**	11.0-12.0%	5 ft	73	SF	$40	**$2,900**

Funding Source: TBD **Year to be Completed** TBD

Street Side	Run ID	Survey Street Name	Starting Street Name	End Street Name	Priority
E	1908220921	CALIFA DR	ROSEHILL DR	CALAVERAS ST	96.25

ID	Dist. from Corner	Barrier Type	As-is Measurement/Notes	Sidewalk Width	Qty	Unit	Cost	Total
40190	331.9 to 333.9 feet	Running Slope	6.0-7.0%	5 ft	10	REF		
45929	335.4 to 336.4 feet	**Vertical Change**	-.48	5 ft	5	REF		
5596	336.6 to 407.5 feet	Cross Slope (PAR)	3.0-4.0%	5 ft	355	SF	$120	**$42,540**
55981	349.2 to 350.2 feet	**Vertical Change**	.38	5 ft	5	REF		
53584	354.5 to 355.5 feet	**Vertical Change**	-.26	5 ft	5	REF		
48475	368.4 to 369.4 feet	**Vertical Change**	-.38	5 ft	5	REF		
50366	382.7 to 383.7 feet	**Vertical Change**	-.32	5 ft	5	REF		
5604	407.5 to 419.5 feet	Cross Slope (PAR)	2.0-3.0%	5 ft	60	SF	$120	**$7,200**
5606	419.5 to 469.2 feet	Cross Slope (PAR)	4.0-5.0%	5 ft	249	SF	$120	**$29,820**
5612	469.2 to 477.6 feet	Cross Slope (PAR)	2.0-3.0%	5 ft	42	SF	$120	**$5,040**
5614	477.6 to 484.4 feet	Cross Slope (PAR)	4.0-5.0%	5 ft	34	SF	$120	**$4,080**

TOTAL COST FOR: E *side of* **CALIFA DR** *Starting at:* **ROSEHILL DR** **$255,980.00**

Funding Source: TBD **Year to be Completed** TBD

Street Side	Run ID	Survey Street Name	Starting Street Name	End Street Name	Priority
S	51909231619	CAMELLIA DR	CHESTNUT DR	SANTA CRUZ BLVD	64.25

ID	Dist. from Corner	Barrier Type	As-is Measurement/Notes	Sidewalk Width	Qty	Unit	Cost	Total
59610	5.0 to 24.3 feet	Driveway				REF		
28262	9.5 to 11.9 feet	Cross Slope (Driveway)	10.0-11.0%	6 ft	13	SF	$40	**$528**
28264	11.9 to 16.8 feet	Cross Slope (Driveway)	12.0-13.0%	6 ft	27	SF	$40	**$1,078**
55332	15.8 to 16.8 feet	Vertical Change	.3	6 ft	6	REF		
28266	16.8 to 24.4 feet	Cross Slope (Driveway)	10.0-11.0%	6 ft	42	SF	$40	**$1,672**
28269	24.4 to 26.0 feet	Cross Slope (Driveway)	8.0-9.0%	6 ft	9	SF	$40	**$352**
51011	27.6 to 28.6 feet	Vertical Change	-.3	6 ft	6	LF	$75	**$413**
56386	51.5 to 52.5 feet	Vertical Change	.4	6 ft	6	LF	$75	**$413**
59611	61.6 to 83.2 feet	Driveway				REF		
55333	62.2 to 63.2 feet	Vertical Change	.3	6 ft	6	REF		
28270	65.9 to 67.1 feet	Cross Slope (Driveway)	6.0-7.0%	6 ft	7	SF	$40	**$264**
28271	69.7 to 73.3 feet	Cross Slope (Driveway)	9.0-10.0%	6 ft	20	SF	$40	**$792**
51012	74.5 to 75.5 feet	Vertical Change	-.3	6 ft	6	REF		
28272	76.0 to 85.8 feet	Cross Slope (Driveway)	7.0-8.0%	6 ft	54	SF	$40	**$2,156**
59612	89.1 to 108.9 feet	Driveway				REF		
28275	97.4 to 104.3 feet	Cross Slope (Driveway)	9.0-10.0%	6 ft	38	SF	$40	**$1,518**
56387	100.3 to 101.3 feet	Vertical Change	.4	6 ft	6	REF		
28279	105.0 to 108.0 feet	Cross Slope (Driveway)	7.0-8.0%	6 ft	17	SF	$40	**$660**
28280	143.9 to 148.3 feet	Cross Slope (PAR)	2.0-3.0%	6 ft	24	SF	$120	**$2,904**
55334	163.6 to 164.6 feet	Vertical Change	.3	6 ft	6	LF	$75	**$413**
59613	169.6 to 188.2 feet	Driveway				REF		
28281	173.6 to 189.1 feet	Cross Slope (Driveway)	8.0-9.0%	6 ft	85	SF	$40	**$3,410**
28288	189.1 to 190.5 feet	Cross Slope (PAR)	6.0-7.0%	6 ft	8	SF	$120	**$924**
56388	194.5 to 195.5 feet	Vertical Change	.4	6 ft	6	LF	$75	**$413**
51013	198.2 to 199.2 feet	Vertical Change	-.3	6 ft	6	LF	$75	**$413**
59614	199.9 to 219.4 feet	Driveway				REF		
28289	201.3 to 203.4 feet	Cross Slope (Driveway)	2.0-3.0%	6 ft	12	SF	$40	**$462**
28291	204.4 to 220.6 feet	Cross Slope (Driveway)	6.0-7.0%	6 ft	89	SF	$40	**$3,564**
55335	211.4 to 212.4 feet	Vertical Change	.3	6 ft	6	REF		

Funding Source: TBD **Year to be Completed** TBD

Street Side	Run ID	Survey Street Name	Starting Street Name	End Street Name	Priority
S	51909231619	CAMELLIA DR	CHESTNUT DR	SANTA CRUZ BLVD	64.25

ID	Dist. from Corner	Barrier Type	As-is Measurement/Notes	Sidewalk Width	Qty	Unit	Cost	Total
28296	220.6 to 221.8 feet	Cross Slope (PAR)	5.0-6.0%	6 ft	7	SF	$120	**$792**
28297	264.8 to 272.7 feet	Cross Slope (PAR)	2.0-3.0%	6 ft	43	SF	$120	**$5,214**
51014	284.9 to 288.4 feet	**Vertical Change**	-.3	6 ft	19	LF	$75	**$1,444**
28299	287.5 to 289.2 feet	Cross Slope (PAR)	2.0-3.0%	6 ft	9	SF	$120	**$1,122**
59615	288.3 to 311.5 feet	Driveway				REF		
28300	293.4 to 297.2 feet	**Cross Slope (Driveway)**	7.0-8.0%	6 ft	21	SF	$40	**$836**
28302	298.0 to 303.9 feet	**Cross Slope (Driveway)**	9.0-10.0%	6 ft	32	SF	$40	**$1,298**
28304	304.8 to 311.1 feet	**Cross Slope (Driveway)**	7.0-8.0%	6 ft	35	SF	$40	**$1,386**
40826	309.8 to 311.3 feet	Running Slope	5.0-6.0%	6 ft	8	REF		
28306	312.0 to 313.1 feet	**Cross Slope (Driveway)**	3.0-4.0%	6 ft	6	SF	$40	**$242**
59616	318.9 to 370.6 feet	Driveway				REF		
28307	324.4 to 339.4 feet	**Cross Slope (Driveway)**	8.0-9.0%	6 ft	83	SF	$40	**$3,300**
40827	338.8 to 340.1 feet	Running Slope	5.0-6.0%	6 ft	7	REF		
51016	345.2 to 346.2 feet	**Vertical Change**	-.3	6 ft	6	REF		
28311	345.6 to 349.6 feet	**Cross Slope (Driveway)**	2.0-3.0%	6 ft	22	SF	$40	**$880**
28312	356.3 to 369.8 feet	**Cross Slope (Driveway)**	2.0-3.0%	6 ft	74	SF	$40	**$2,970**

TOTAL COST FOR: S *side of* **CAMELLIA DR** *Starting at:* **CHESTNUT DR** **$41,830.25**

Funding Source: TBD **Year to be Completed** TBD

Street Side	Run ID	Survey Street Name	Starting Street Name	End Street Name	Priority
N	51909231608	CAMELLIA DR	SANTA CRUZ BLVD	CHESTNUT DR	51.25

ID	Dist. from Corner	Barrier Type	As-is Measurement/Notes	Sidewalk Width	Qty	Unit	Cost	Total
45375	1.3 to 2.3 feet	Vertical Change	-.5	6 ft	5	SF	$75	$413
28120	14.5 to 15.6 feet	Cross Slope (PAR)	2.0-3.0%	6 ft	6	SF	$120	$726
50999	16.1 to 17.1 feet	Vertical Change	-.3	6 ft	6	LF	$75	$413
28121	21.0 to 22.6 feet	Cross Slope (PAR)	2.0-3.0%	6 ft	9	SF	$120	$1,056
51000	23.0 to 24.0 feet	Vertical Change	-.3	6 ft	6	LF	$75	$413
59592	25.4 to 46.8 feet	Driveway				REF		
51001	26.9 to 27.9 feet	Vertical Change	-.3	6 ft	6	REF		
28122	32.6 to 38.0 feet	Cross Slope (Driveway)	8.0-9.0%	6 ft	30	SF	$40	$1,188
28124	40.9 to 44.9 feet	Cross Slope (Driveway)	9.0-10.0%	6 ft	22	SF	$40	$880
59593	57.0 to 78.5 feet	Driveway				REF		
28125	62.8 to 75.8 feet	Cross Slope (Driveway)	9.0-10.0%	6 ft	72	SF	$40	$2,860
28130	98.8 to 101.8 feet	Cross Slope (PAR)	2.0-3.0%	6 ft	17	SF	$120	$1,980
28131	119.3 to 122.9 feet	Cross Slope (PAR)	2.0-3.0%	6 ft	20	SF	$120	$2,376
57538	131.3 to 132.3 feet	Vertical Change	2.1	6 ft	6	SF	$75	$413
28132	140.0 to 145.5 feet	Cross Slope (PAR)	2.0-3.0%	6 ft	30	SF	$120	$3,630
59594	145.8 to 165.6 feet	Driveway				REF		
28135	152.2 to 164.6 feet	Cross Slope (Driveway)	10.0-11.0%	6 ft	68	SF	$40	$2,728
28137	165.4 to 166.5 feet	Cross Slope (Driveway)	8.0-9.0%	6 ft	6	SF	$40	$242
28138	172.9 to 175.6 feet	Cross Slope (PAR)	2.0-3.0%	6 ft	15	SF	$120	$1,782
59595	176.6 to 197.8 feet	Driveway				REF		
28139	183.3 to 191.8 feet	Cross Slope (Driveway)	9.0-10.0%	6 ft	47	SF	$40	$1,870
28141	195.0 to 198.3 feet	Cross Slope (Driveway)	9.0-10.0%	6 ft	18	SF	$40	$726
40824	197.4 to 199.4 feet	Running Slope	5.0-6.0%	6 ft	11	REF		
51002	202.2 to 203.2 feet	Vertical Change	-.3	6 ft	6	LF	$75	$413
28143	208.5 to 212.8 feet	Cross Slope (PAR)	2.0-3.0%	6 ft	24	SF	$120	$2,838
28144	218.2 to 219.2 feet	Cross Slope (PAR)	2.0-3.0%	6 ft	6	SF	$120	$660

TOTAL COST FOR: N *side of* **CAMELLIA DR** *Starting at:* **SANTA CRUZ BLVD** **$27,604.50**

Funding Source: TBD **Year to be Completed** TBD

Street Side	Run ID	Survey Street Name	Starting Street Name	End Street Name	Priority
N	1908221048	CANAL DR	136 CANAL DR	148 CANAL DR	61.25

ID	Dist. from Corner	Barrier Type	As-is Measurement/Notes	Sidewalk Width	Qty	Unit	Cost	Total
6791	0.0 to 94.1 feet	Cross Slope (PAR)	2.0-3.0%	4 ft	329	SF	$120	**$39,522**
58132	3.4 to 18.7 feet	Driveway				REF		
53609	58.2 to 59.2 feet	**Vertical Change**	-.26	4 ft	4	REF		
51680	79.8 to 80.8 feet	**Vertical Change**	-.3	4 ft	4	REF		
45526	88.3 to 89.3 feet	**Vertical Change**	-.5	4 ft	4	REF		
56622	88.3 to 89.3 feet	**Vertical Change**	.43	4 ft	4	REF		
53610	108.2 to 109.2 feet	**Vertical Change**	-.26	4 ft	4	LF	$75	**$263**
6799	120.5 to 137.4 feet	Cross Slope (PAR)	2.0-3.0%	4 ft	59	SF	$120	**$7,098**
58133	129.3 to 150.2 feet	Driveway				REF		
6802	140.3 to 143.1 feet	**Cross Slope (Driveway)**	2.0-3.0%	4 ft	10	SF	$40	**$392**
50395	145.9 to 146.9 feet	**Vertical Change**	-.32	4 ft	4	REF		
6803	145.9 to 149.4 feet	**Cross Slope (Driveway)**	2.0-3.0%	4 ft	12	SF	$40	**$490**
6804	153.3 to 241.8 feet	Cross Slope (PAR)	2.0-3.0%	4 ft	310	SF	$120	**$37,170**
45742	178.4 to 179.4 feet	**Vertical Change**	-.49	4 ft	4	REF		
53611	213.4 to 214.4 feet	**Vertical Change**	-.26	4 ft	4	REF		
40256	237.8 to 239.6 feet	Running Slope	5.0-6.0%	4 ft	6	REF		
46396	238.2 to 239.2 feet	**Vertical Change**	-.46	4 ft	4	REF		
6811	241.8 to 251.8 feet	Cross Slope (PAR)	4.0-5.0%	4 ft	35	SF	$120	**$4,200**

TOTAL COST FOR: N *side of* **CANAL DR** *Starting at:* **136 CANAL DR** **$89,134.50**

Funding Source: TBD **Year to be Completed** TBD

Street Side	Run ID	Survey Street Name	Starting Street Name	End Street Name	Priority
S	1908221116	CANAL DR	144 GILL WAY	GILL WAY	43

ID	Dist. from Corner	Barrier Type	As-is Measurement/Notes	Sidewalk Width	Qty	Unit	Cost	Total
7364	0.0 to 31.2 feet	Cross Slope (PAR)	2.0-3.0%	4 ft	109	SF	$120	**$13,104**
50032	38.6 to 39.6 feet	**Vertical Change**	-.33	4 ft	4	LF	$75	**$263**

TOTAL COST FOR: S *side of* **CANAL DR** *Starting at:* **144 GILL WAY** **$13,366.50**

Funding Source: TBD **Year to be Completed** TBD

Street Side	Run ID	Survey Street Name	Starting Street Name	End Street Name	Priority
N	1908221054	CANAL DR	148 CANAL DR	AUTUMN WAY	91

ID	Dist. from Corner	Barrier Type	As-is Measurement/Notes	Sidewalk Width	Qty	Unit	Cost	Total
6815	0.0 to 28.2 feet	Cross Slope (PAR)	3.0-4.0%	5 ft	127	SF	$120	**$15,228**
46397	1.7 to 2.7 feet	**Vertical Change**	-.46	5 ft	5	REF		
47963	22.5 to 23.5 feet	**Vertical Change**	-.4	5 ft	5	REF		
6818	28.2 to 34.8 feet	Cross Slope (PAR)	2.0-3.0%	5 ft	30	SF	$120	**$3,564**
58134	29.8 to 55.8 feet	Driveway				REF		
6820	37.3 to 53.8 feet	**Cross Slope (Driveway)**	7.0-8.0%	5 ft	74	SF	$40	**$2,970**
43123	55.3 to 56.3 feet	**Vertical Change**	-.63	5 ft	5	REF		
6822	57.2 to 74.7 feet	Cross Slope (PAR)	2.0-3.0%	5 ft	79	SF	$120	**$9,450**
52109	66.9 to 67.9 feet	**Vertical Change**	-.29	5 ft	5	REF		
58135	69.8 to 92.4 feet	Driveway				REF		
54003	75.3 to 76.3 feet	**Vertical Change**	-.25	5 ft	5	REF		
6824	78.0 to 91.1 feet	**Cross Slope (Driveway)**	10.0-11.0%	5 ft	59	SF	$40	**$2,358**
6826	99.3 to 108.4 feet	Cross Slope (PAR)	2.0-3.0%	5 ft	41	SF	$120	**$4,914**
44666	108.5 to 109.5 feet	**Vertical Change**	-.54	5 ft	5	SF	$75	**$338**
6827	117.0 to 172.2 feet	Cross Slope (PAR)	2.0-3.0%	5 ft	248	SF	$120	**$29,808**
6832	172.2 to 188.6 feet	Cross Slope (PAR)	4.0-5.0%	5 ft	74	SF	$120	**$8,856**
51681	172.3 to 173.3 feet	**Vertical Change**	-.3	5 ft	5	REF		
58136	183.0 to 207.7 feet	Driveway				REF		
45950	186.7 to 187.7 feet	**Vertical Change**	-.48	5 ft	5	REF		
6835	191.9 to 205.8 feet	**Cross Slope (Driveway)**	11.0-12.0%	5 ft	63	SF	$40	**$2,502**
6838	209.1 to 229.8 feet	Cross Slope (PAR)	5.0-6.0%	5 ft	93	SF	$120	**$11,178**
58137	228.1 to 259.0 feet	Driveway				REF		
56638	228.6 to 229.6 feet	**Vertical Change**	.47	5 ft	5	REF		
6840	233.4 to 252.7 feet	**Cross Slope (Driveway)**	8.0-9.0%	5 ft	87	SF	$40	**$3,474**
6844	252.7 to 256.4 feet	**Cross Slope (Driveway)**	10.0-11.0%	5 ft	17	SF	$40	**$666**
6845	260.5 to 311.9 feet	Cross Slope (PAR)	3.0-4.0%	5 ft	231	SF	$120	**$27,756**
50776	263.2 to 264.2 feet	**Vertical Change**	-.31	5 ft	5	REF		
57243	301.7 to 302.7 feet	**Vertical Change**	.78	5 ft	5	REF		
58138	307.8 to 336.9 feet	Driveway				REF		

Funding Source: TBD **Year to be Completed** TBD

Street Side	Run ID	Survey Street Name	Starting Street Name	End Street Name	Priority
N	1908221054	CANAL DR	148 CANAL DR	AUTUMN WAY	91

ID	Dist. from Corner	Barrier Type	As-is Measurement/Notes	Sidewalk Width	Qty	Unit	Cost	Total
51682	311.4 to 312.4 feet	Vertical Change	-.3	5 ft	5	REF		
6847	311.9 to 313.0 feet	Cross Slope (Driveway)	5.0-6.0%	5 ft	5	SF	$40	**$198**
6848	315.1 to 319.1 feet	Cross Slope (Driveway)	9.0-10.0%	5 ft	18	SF	$40	**$720**
6850	319.1 to 331.9 feet	Cross Slope (Driveway)	11.0-12.0%	5 ft	58	SF	$40	**$2,304**
6852	331.9 to 335.2 feet	Cross Slope (Driveway)	9.0-10.0%	5 ft	15	SF	$40	**$594**
6854	337.4 to 349.1 feet	Cross Slope (Driveway)	4.0-5.0%	5 ft	53	SF	$40	**$2,106**
49078	340.0 to 341.0 feet	Vertical Change	-.36	5 ft	5	REF		
6858	349.1 to 359.9 feet	Cross Slope (PAR)	2.0-3.0%	5 ft	49	SF	$120	**$5,832**
6860	359.9 to 367.4 feet	Cross Slope (PAR)	4.0-5.0%	5 ft	34	SF	$120	**$4,050**
6862	367.4 to 395.9 feet	Cross Slope (PAR)	2.0-3.0%	5 ft	128	SF	$120	**$15,390**
46398	378.2 to 379.2 feet	Vertical Change	-.46	5 ft	5	REF		
58139	392.3 to 418.4 feet	Driveway				REF		
6864	395.9 to 398.3 feet	Cross Slope (Driveway)	4.0-5.0%	5 ft	11	SF	$40	**$432**
49079	398.1 to 399.1 feet	Vertical Change	-.36	5 ft	5	REF		
6865	401.8 to 415.3 feet	Cross Slope (Driveway)	11.0-12.0%	5 ft	61	SF	$40	**$2,430**
48789	418.3 to 419.4 feet	Vertical Change	-.37	5 ft	5	REF		
6868	419.3 to 444.1 feet	Cross Slope (PAR)	5.0-6.0%	5 ft	112	SF	$120	**$13,392**

TOTAL COST FOR: N *side of* **CANAL DR** *Starting at:* **148 CANAL DR** **$170,509.50**

Funding Source: TBD **Year to be Completed** TBD

Street Side	Run ID	Survey Street Name	Starting Street Name	End Street Name	Priority
S	1908221149	CANAL DR	DEBORAH WAY	DOROTHY WAY	53

ID	Dist. from Corner	Barrier Type	As-is Measurement/Notes	Sidewalk Width	Qty	Unit	Cost	Total
7680	0.0 to 7.4 feet	Cross Slope (PAR)	2.0-3.0%	4 ft	26	SF	$120	**$3,108**
7681	9.8 to 20.9 feet	Cross Slope (PAR)	2.0-3.0%	4 ft	39	SF	$120	**$4,662**
7682	23.8 to 85.5 feet	Cross Slope (PAR)	2.0-3.0%	4 ft	216	SF	$120	**$25,914**
47320	134.2 to 135.2 feet	**Vertical Change**	-.42	4 ft	4	LF	$75	**$263**
7688	150.0 to 151.6 feet	Cross Slope (PAR)	2.0-3.0%	4 ft	6	SF	$120	**$672**
7689	175.3 to 176.3 feet	Cross Slope (PAR)	2.0-3.0%	4 ft	4	SF	$120	**$420**
52579	183.8 to 184.8 feet	**Vertical Change**	-.28	4 ft	4	LF	$75	**$263**

TOTAL COST FOR: S *side of* **CANAL DR** *Starting at:* **DEBORAH WAY** **$35,301.00**

Funding Source: TBD **Year to be Completed** TBD

Street Side	Run ID	Survey Street Name	Starting Street Name	End Street Name	Priority
N	1908221046	CANAL DR	DOROTHY WAY	136 CANAL DR	60

ID	Dist. from Corner	Barrier Type	As-is Measurement/Notes	Sidewalk Width	Qty	Unit	Cost	Total
6752	0.0 to 9.4 feet	Cross Slope (PAR)	2.0-3.0%	4 ft	33	SF	$120	**$3,948**
6753	20.3 to 36.5 feet	Cross Slope (PAR)	2.0-3.0%	4 ft	57	SF	$120	**$6,804**
54154	27.3 to 28.3 feet	**Vertical Change**	.27	4 ft	4	REF		
44439	37.1 to 38.1 feet	**Vertical Change**	-.55	4 ft	4	SF	$75	**$263**
53608	39.3 to 40.3 feet	**Vertical Change**	-.26	4 ft	4	LF	$75	**$263**
6756	59.8 to 67.3 feet	Cross Slope (PAR)	2.0-3.0%	4 ft	26	SF	$120	**$3,150**
6758	67.3 to 79.3 feet	Cross Slope (PAR)	4.0-5.0%	4 ft	42	SF	$120	**$5,040**
58127	67.9 to 107.8 feet	Driveway				REF		
46395	68.1 to 69.1 feet	**Vertical Change**	-.46	4 ft	4	REF		
6762	79.3 to 83.3 feet	**Cross Slope (Driveway)**	2.0-3.0%	4 ft	14	SF	$40	**$560**
46163	93.6 to 94.6 feet	**Vertical Change**	-.47	4 ft	4	REF		
6763	95.8 to 198.8 feet	**Cross Slope (Driveway)**	2.0-3.0%	4 ft	361	SF	$40	**$14,420**
58128	141.5 to 178.8 feet	Driveway				REF		
49077	191.9 to 192.9 feet	**Vertical Change**	-.36	4 ft	4	REF		
6776	198.8 to 220.2 feet	Cross Slope (PAR)	4.0-5.0%	4 ft	75	SF	$120	**$8,988**
58129	200.3 to 214.6 feet	Driveway				REF		
50026	204.0 to 205.0 feet	**Vertical Change**	-.33	4 ft	4	REF		
47559	219.2 to 220.2 feet	**Vertical Change**	-.41	4 ft	4	REF		
6779	220.2 to 229.8 feet	Cross Slope (PAR)	2.0-3.0%	4 ft	34	SF	$120	**$4,032**
44665	233.2 to 234.2 feet	**Vertical Change**	-.54	4 ft	4	SF	$75	**$263**
6780	238.6 to 252.9 feet	Cross Slope (PAR)	2.0-3.0%	4 ft	50	SF	$120	**$6,006**
45245	247.2 to 248.2 feet	**Vertical Change**	-.51	4 ft	4	REF		
58130	250.2 to 276.3 feet	Driveway				REF		
48788	279.7 to 280.7 feet	**Vertical Change**	-.37	4 ft	4	LF	$75	**$263**
6785	286.5 to 299.6 feet	Cross Slope (PAR)	2.0-3.0%	4 ft	46	SF	$120	**$5,502**
58131	332.5 to 352.9 feet	Driveway				REF		
50027	339.4 to 340.4 feet	**Vertical Change**	-.33	4 ft	4	REF		
6786	349.2 to 406.2 feet	**Cross Slope (Driveway)**	2.0-3.0%	4 ft	200	SF	$40	**$7,980**
50775	359.6 to 360.6 feet	**Vertical Change**	-.31	4 ft	4	REF		

Funding Source: TBD **Year to be Completed** TBD

Street Side	Run ID	Survey Street Name	Starting Street Name	End Street Name	Priority
N	1908221046	CANAL DR	DOROTHY WAY	136 CANAL DR	60

ID	Dist. from Corner	Barrier Type	As-is Measurement/Notes	Sidewalk Width	Qty	Unit	Cost	Total
54002	370.6 to 371.6 feet	Vertical Change	-.25	4 ft	4	REF		
52108	380.8 to 381.8 feet	Vertical Change	-.29	4 ft	4	REF		

TOTAL COST FOR: N *side of* **CANAL DR** *Starting at:* **DOROTHY WAY** **$67,480.00**

Funding Source: TBD **Year to be Completed** TBD

Street Side	Run ID	Survey Street Name	Starting Street Name	End Street Name	Priority
S	1908221141	CANAL DR	GILL WAY	DEBORAH WAY	60

ID	Dist. from Corner	Barrier Type	As-is Measurement/Notes	Sidewalk Width	Qty	Unit	Cost	Total
7585	4.3 to 28.4 feet	Cross Slope (PAR)	2.0-3.0%	4 ft	84	SF	$120	**$10,122**
7586	30.9 to 126.7 feet	Cross Slope (PAR)	2.0-3.0%	4 ft	335	SF	$120	**$40,236**
49087	42.3 to 43.3 feet	**Vertical Change**	-.36	4 ft	4	REF		
44676	62.3 to 63.3 feet	**Vertical Change**	-.54	4 ft	4	REF		
48799	105.0 to 106.0 feet	**Vertical Change**	-.37	4 ft	4	REF		
52121	131.5 to 132.5 feet	**Vertical Change**	-.29	4 ft	4	LF	$75	**$263**
48507	168.5 to 169.5 feet	**Vertical Change**	-.38	4 ft	4	LF	$75	**$263**
7595	169.7 to 187.0 feet	Cross Slope (PAR)	2.0-3.0%	4 ft	61	SF	$120	**$7,266**
53623	178.3 to 179.3 feet	**Vertical Change**	-.26	4 ft	4	REF		
48508	181.6 to 182.6 feet	**Vertical Change**	-.38	4 ft	4	REF		
48223	185.4 to 186.4 feet	**Vertical Change**	-.39	4 ft	4	REF		
47319	197.2 to 198.2 feet	**Vertical Change**	-.42	4 ft	4	LF	$75	**$263**

TOTAL COST FOR: S *side of* **CANAL DR** *Starting at:* **GILL WAY** **$58,411.50**

Funding Source: TBD **Year to be Completed** TBD

Street Side	Run ID	Survey Street Name	Starting Street Name	End Street Name	Priority
S	1908221114	CANAL DR	HOLIDAY WAY	144 GILL WAY	60.25

ID	Dist. from Corner	Barrier Type	As-is Measurement/Notes	Sidewalk Width	Qty	Unit	Cost	Total
7353	0.1 to 34.2 feet	Cross Slope (PAR)	2.0-3.0%	5 ft	153	SF	$120	**$18,414**
41765	4.1 to 5.1 feet	**Vertical Change**	-.86	5 ft	5	REF		
45527	22.4 to 23.4 feet	**Vertical Change**	-.5	5 ft	5	REF		
7355	34.2 to 44.3 feet	Cross Slope (PAR)	4.0-5.0%	5 ft	45	SF	$120	**$5,454**
7357	44.3 to 58.5 feet	Cross Slope (PAR)	2.0-3.0%	5 ft	64	SF	$120	**$7,668**
47972	46.8 to 47.8 feet	**Vertical Change**	-.4	5 ft	5	REF		
58182	54.5 to 73.3 feet	Driveway				REF		
7359	61.6 to 69.5 feet	**Cross Slope (Driveway)**	8.0-9.0%	5 ft	36	SF	$40	**$1,422**
40261	68.8 to 70.1 feet	Running Slope	5.0-6.0%	5 ft	6	REF		
7360	73.3 to 84.3 feet	**Cross Slope (Driveway)**	2.0-3.0%	5 ft	50	SF	$40	**$1,980**
7361	88.7 to 95.6 feet	Cross Slope (PAR)	2.0-3.0%	5 ft	31	SF	$120	**$3,726**
7363	95.6 to 103.1 feet	Cross Slope (PAR)	4.0-5.0%	5 ft	34	SF	$120	**$4,050**

TOTAL COST FOR: S *side of* **CANAL DR** *Starting at:* **HOLIDAY WAY** **$42,714.00**

Funding Source: TBD **Year to be Completed** TBD

Street Side	Run ID	Survey Street Name	Starting Street Name	End Street Name	Priority
W	1908210831	CARLYLE WAY	AVE 26	SIDEWALK ENDS	81.5

ID	Dist. from Corner	Barrier Type	As-is Measurement/Notes	Sidewalk Width	Qty	Unit	Cost	Total
1880	3.9 to 14.7 feet	Cross Slope (PAR)	2.0-3.0%	5 ft	54	SF	$120	**$6,480**
57804	9.6 to 51.6 feet	Driveway				REF		
46539	13.4 to 15.4 feet	**Vertical Change**	-.45	5 ft	10	REF		
1883	19.1 to 25.1 feet	**Cross Slope (Driveway)**	11.0-12.0%	5 ft	30	SF	$40	**$1,200**
1885	25.1 to 49.3 feet	**Cross Slope (Driveway)**	9.0-10.0%	5 ft	121	SF	$40	**$4,840**
43849	52.1 to 53.1 feet	**Vertical Change**	-.58	5 ft	5	REF		
1886	52.2 to 64.7 feet	**Cross Slope (Driveway)**	2.0-3.0%	5 ft	63	SF	$40	**$2,500**
48977	61.2 to 62.2 feet	**Vertical Change**	-.36	5 ft	5	REF		
1887	69.8 to 133.8 feet	Cross Slope (PAR)	2.0-3.0%	5 ft	320	SF	$120	**$38,400**
49271	72.5 to 73.5 feet	**Vertical Change**	-.35	5 ft	5	REF		
41389	89.6 to 90.6 feet	**Vertical Change**	-1.29	5 ft	5	REF		
50638	108.1 to 109.1 feet	**Vertical Change**	-.31	5 ft	5	REF		
51951	123.3 to 124.3 feet	**Vertical Change**	-.29	5 ft	5	REF		
1889	137.8 to 175.0 feet	Cross Slope (PAR)	2.0-3.0%	5 ft	186	SF	$120	**$22,320**
46540	138.3 to 139.3 feet	**Vertical Change**	-.45	5 ft	5	REF		
45679	153.4 to 154.4 feet	**Vertical Change**	-.49	5 ft	5	REF		
48412	166.5 to 167.5 feet	**Vertical Change**	-.38	5 ft	5	REF		
57805	170.4 to 211.8 feet	Driveway				REF		
49600	174.0 to 175.0 feet	**Vertical Change**	-.34	5 ft	5	REF		
1891	178.0 to 205.7 feet	**Cross Slope (Driveway)**	9.0-10.0%	5 ft	139	SF	$40	**$5,540**
48413	182.1 to 183.1 feet	**Vertical Change**	-.38	5 ft	5	REF		
1893	205.7 to 211.8 feet	**Cross Slope (Driveway)**	7.0-8.0%	5 ft	31	SF	$40	**$1,220**

TOTAL COST FOR: W *side of* **CARLYLE WAY** *Starting at:* **AVE 26** **$82,500.00**

Funding Source: TBD **Year to be Completed** TBD

Street Side	Run ID	Survey Street Name	Starting Street Name	End Street Name	Priority
E	1908210838	CARLYLE WAY	SIDEWALK BEGINS	AVE 26	101.25

ID	Dist. from Corner	Barrier Type	As-is Measurement/Notes	Sidewalk Width	Qty	Unit	Cost	Total
1894	2.1 to 50.1 feet	Cross Slope (PAR)	2.0-3.0%	5 ft	240	SF	$120	**$28,800**
48414	3.6 to 4.6 feet	**Vertical Change**	-.38	5 ft	5	REF		
50639	11.0 to 12.0 feet	**Vertical Change**	-.31	5 ft	5	REF		
41717	31.3 to 32.3 feet	**Vertical Change**	-.88	5 ft	5	REF		
52371	36.5 to 37.5 feet	**Vertical Change**	-.28	5 ft	5	REF		
20	52.9 to 53.9 feet	**Continuous Width**		5 ft	5	SF	$120	**$600**
1900	66.4 to 70.4 feet	Cross Slope (PAR)	2.0-3.0%	5 ft	20	SF	$120	**$2,400**
1901	103.5 to 110.4 feet	Cross Slope (PAR)	2.0-3.0%	5 ft	35	SF	$120	**$4,140**
48690	120.5 to 121.5 feet	**Vertical Change**	-.37	5 ft	5	LF	$75	**$375**
1902	126.2 to 131.9 feet	Cross Slope (PAR)	2.0-3.0%	5 ft	29	SF	$120	**$3,420**
49272	144.4 to 145.4 feet	**Vertical Change**	-.35	5 ft	5	LF	$75	**$375**
1903	153.1 to 162.6 feet	Cross Slope (PAR)	2.0-3.0%	5 ft	48	SF	$120	**$5,700**
53359	156.5 to 157.5 feet	**Vertical Change**	-.26	5 ft	5	REF		
1905	183.6 to 197.1 feet	Cross Slope (PAR)	2.0-3.0%	5 ft	68	SF	$120	**$8,100**
52853	189.9 to 190.9 feet	**Vertical Change**	-.27	5 ft	5	REF		
57806	193.8 to 231.7 feet	Driveway				REF		
50259	194.3 to 195.3 feet	**Vertical Change**	-.32	5 ft	5	REF		
1906	201.7 to 228.1 feet	**Cross Slope (Driveway)**	10.0-11.0%	5 ft	132	SF	$40	**$5,280**
40006	226.7 to 229.6 feet	Running Slope	5.0-6.0%	5 ft	15	REF		
51542	231.2 to 232.2 feet	**Vertical Change**	-.3	5 ft	5	REF		
1911	231.8 to 244.8 feet	**Cross Slope (Driveway)**	4.0-5.0%	5 ft	65	SF	$40	**$2,600**
1913	244.8 to 254.5 feet	Cross Slope (PAR)	2.0-3.0%	5 ft	49	SF	$120	**$5,820**
1914	270.5 to 274.2 feet	Cross Slope (PAR)	2.0-3.0%	5 ft	19	SF	$120	**$2,220**
46782	276.0 to 277.0 feet	**Vertical Change**	-.44	5 ft	5	LF	$75	**$375**
57297	278.8 to 279.8 feet	**Vertical Change**	.88	5 ft	5	SF	$75	**$375**
57807	290.5 to 328.4 feet	Driveway				REF		
1915	295.0 to 297.3 feet	**Cross Slope (Driveway)**	2.0-3.0%	5 ft	12	SF	$40	**$460**
1917	299.5 to 303.9 feet	**Cross Slope (Driveway)**	7.0-8.0%	5 ft	22	SF	$40	**$880**

Funding Source: TBD **Year to be Completed** TBD

Street Side	Run ID	Survey Street Name	Starting Street Name	End Street Name	Priority
E	1908210838	CARLYLE WAY	SIDEWALK BEGINS	AVE 26	101.25

ID	Dist. from Corner	Barrier Type	As-is Measurement/Notes	Sidewalk Width	Qty	Unit	Cost	Total
45464	302.4 to 303.4 feet	Vertical Change	-.5	5 ft	5	REF		
1919	303.9 to 323.8 feet	Cross Slope (Driveway)	9.0-10.0%	5 ft	100	SF	$40	$3,980
47224	311.7 to 312.7 feet	Vertical Change	-.42	5 ft	5	REF		
46541	320.3 to 321.3 feet	Vertical Change	-.45	5 ft	5	REF		
1921	323.8 to 325.0 feet	Cross Slope (Driveway)	7.0-8.0%	5 ft	6	SF	$40	$240
1922	328.0 to 329.2 feet	Cross Slope (Driveway)	2.0-3.0%	5 ft	6	SF	$40	$240
21	328.8 to 329.8 feet	Continuous Width		5 ft	5	SF	$120	$600
47472	332.6 to 333.6 feet	Vertical Change	-.41	5 ft	5	LF	$75	$375
1923	334.8 to 344.5 feet	Cross Slope (PAR)	2.0-3.0%	5 ft	49	SF	$120	$5,820
50260	343.5 to 344.5 feet	Vertical Change	-.32	5 ft	5	REF		
44821	353.5 to 354.5 feet	Vertical Change	-.53	5 ft	5	SF	$75	$375
41854	354.9 to 355.9 feet	Vertical Change	-.81	5 ft	5	REF		
1926	355.6 to 357.5 feet	Cross Slope (PAR)	2.0-3.0%	5 ft	10	SF	$120	$1,140
57808	369.2 to 414.5 feet	Driveway				REF		
1927	373.8 to 374.9 feet	Cross Slope (Driveway)	2.0-3.0%	5 ft	6	SF	$40	$220
1928	378.8 to 411.0 feet	Cross Slope (Driveway)	8.0-9.0%	5 ft	161	SF	$40	$6,440
55980	419.7 to 420.7 feet	Vertical Change	.38	5 ft	5	LF	$75	$375
41195	421.4 to 422.4 feet	Vertical Change	-2.48	5 ft	5	SF	$75	$375
49273	434.1 to 435.1 feet	Vertical Change	-.35	5 ft	5	LF	$75	$375
47225	462.0 to 463.0 feet	Vertical Change	-.42	5 ft	5	REF		
1935	462.8 to 478.1 feet	Cross Slope (PAR)	2.0-3.0%	5 ft	77	SF	$120	$9,180
50261	474.3 to 475.3 feet	Vertical Change	-.32	5 ft	5	REF		
1936	482.0 to 493.3 feet	Cross Slope (PAR)	2.0-3.0%	5 ft	57	SF	$120	$6,780
1938	493.3 to 497.1 feet	Cross Slope (PAR)	4.0-5.0%	5 ft	19	SF	$120	$2,280
1940	497.1 to 504.1 feet	Cross Slope (PAR)	6.0-7.0%	5 ft	35	SF	$120	$4,200
1942	507.1 to 508.5 feet	Cross Slope (PAR)	2.0-3.0%	5 ft	7	SF	$120	$840

TOTAL COST FOR: E *side of* **CARLYLE WAY** *Starting at:* **SIDEWALK BEGINS** **$115,755.00**

Funding Source: TBD **Year to be Completed** TBD

Street Side	Run ID	Survey Street Name	Starting Street Name	End Street Name	Priority
N	1908221351	CEDAR CT	ELM AVE	ELM AVE	110.75

ID	Dist. from Corner	Barrier Type	As-is Measurement/Notes	Sidewalk Width	Qty	Unit	Cost	Total
8210	0.8 to 31.2 feet	Cross Slope (PAR)	3.0-4.0%	5 ft	152	SF	$120	**$18,240**
47989	2.1 to 3.1 feet	**Vertical Change**	-.4	5 ft	5	REF		
57150	6.4 to 7.4 feet	**Vertical Change**	.65	5 ft	5	REF		
48822	15.6 to 16.6 feet	**Vertical Change**	-.37	5 ft	5	REF		
53643	25.5 to 26.5 feet	**Vertical Change**	-.26	5 ft	5	REF		
58273	26.0 to 52.0 feet	Driveway				REF		
8213	34.6 to 47.4 feet	**Cross Slope (Driveway)**	9.0-10.0%	5 ft	64	SF	$40	**$2,560**
8215	47.4 to 50.4 feet	**Cross Slope (Driveway)**	11.0-12.0%	5 ft	15	SF	$40	**$600**
40274	49.6 to 51.5 feet	Running Slope	5.0-6.0%	5 ft	10	REF		
52140	53.2 to 54.2 feet	**Vertical Change**	-.29	5 ft	5	REF		
8217	53.3 to 61.2 feet	Cross Slope (PAR)	4.0-5.0%	5 ft	40	SF	$120	**$4,740**
58274	55.7 to 93.2 feet	Driveway				REF		
49404	60.6 to 61.6 feet	**Vertical Change**	-.35	5 ft	5	REF		
8220	64.4 to 87.9 feet	**Cross Slope (Driveway)**	10.0-11.0%	5 ft	117	SF	$40	**$4,700**
50805	68.7 to 69.7 feet	**Vertical Change**	-.31	5 ft	5	REF		
53106	71.8 to 72.8 feet	**Vertical Change**	-.27	5 ft	5	REF		
48237	79.1 to 80.1 feet	**Vertical Change**	-.39	5 ft	5	REF		
8226	87.9 to 90.7 feet	**Cross Slope (Driveway)**	8.0-9.0%	5 ft	14	SF	$40	**$560**
49102	92.1 to 93.1 feet	**Vertical Change**	-.36	5 ft	5	REF		
8228	92.3 to 150.7 feet	**Cross Slope (Driveway)**	4.0-5.0%	5 ft	292	SF	$40	**$11,680**
46632	101.5 to 102.5 feet	**Vertical Change**	-.45	5 ft	5	REF		
48521	106.5 to 107.5 feet	**Vertical Change**	-.38	5 ft	5	REF		
50050	111.6 to 112.6 feet	**Vertical Change**	-.33	5 ft	5	REF		
50051	117.0 to 118.0 feet	**Vertical Change**	-.33	5 ft	5	REF		
51716	122.3 to 123.3 feet	**Vertical Change**	-.3	5 ft	5	REF		
50428	137.8 to 138.8 feet	**Vertical Change**	-.32	5 ft	5	REF		
58275	148.4 to 174.2 feet	Driveway				REF		
8232	150.7 to 153.8 feet	**Cross Slope (Driveway)**	2.0-3.0%	5 ft	16	SF	$40	**$620**

Funding Source: TBD **Year to be Completed** TBD

Street Side	Run ID	Survey Street Name	Starting Street Name	End Street Name	Priority
N	1908221351	CEDAR CT	ELM AVE	ELM AVE	110.75

ID	Dist. from Corner	Barrier Type	As-is Measurement/Notes	Sidewalk Width	Qty	Unit	Cost	Total
8234	157.8 to 171.7 feet	Cross Slope (Driveway)	11.0-12.0%	5 ft	69	SF	$40	$2,780
40275	171.1 to 173.5 feet	Running Slope	5.0-6.0%	5 ft	12	REF		
8236	175.2 to 183.5 feet	Cross Slope (PAR)	3.0-4.0%	5 ft	42	SF	$120	$4,980
58276	178.8 to 219.2 feet	Driveway				REF		
48522	182.6 to 183.6 feet	Vertical Change	-.38	5 ft	5	REF		
8238	186.7 to 215.1 feet	Cross Slope (Driveway)	10.0-11.0%	5 ft	142	SF	$40	$5,680
46633	211.0 to 212.0 feet	Vertical Change	-.45	5 ft	5	REF		
8246	218.2 to 257.5 feet	Cross Slope (Driveway)	4.0-5.0%	5 ft	197	SF	$40	$7,860
52602	220.1 to 221.1 feet	Vertical Change	-.28	5 ft	5	REF		
50052	225.9 to 226.9 feet	Vertical Change	-.33	5 ft	5	REF		
46411	231.8 to 232.8 feet	Vertical Change	-.46	5 ft	5	REF		
47990	237.7 to 238.7 feet	Vertical Change	-.4	5 ft	5	REF		
45537	243.5 to 244.5 feet	Vertical Change	-.5	5 ft	5	REF		
53107	249.5 to 250.5 feet	Vertical Change	-.27	5 ft	5	REF		
58277	250.8 to 277.3 feet	Driveway				REF		
42487	255.6 to 256.6 feet	Vertical Change	-.69	5 ft	5	REF		
8250	261.0 to 268.2 feet	Cross Slope (Driveway)	10.0-11.0%	5 ft	36	SF	$40	$1,440
45254	266.5 to 267.5 feet	Vertical Change	-.51	5 ft	5	REF		
8252	268.2 to 275.6 feet	Cross Slope (Driveway)	12.0-13.0%	5 ft	37	SF	$40	$1,480
49730	279.2 to 280.2 feet	Vertical Change	-.34	5 ft	5	REF		
8254	279.6 to 289.2 feet	Cross Slope (PAR)	4.0-5.0%	5 ft	48	SF	$120	$5,760
58278	282.3 to 311.6 feet	Driveway				REF		
47096	288.0 to 289.0 feet	Vertical Change	-.43	5 ft	5	REF		
8257	292.6 to 308.8 feet	Cross Slope (Driveway)	10.0-11.0%	5 ft	81	SF	$40	$3,240
8261	311.4 to 316.1 feet	Cross Slope (Driveway)	4.0-5.0%	5 ft	24	SF	$40	$940
49405	311.5 to 312.5 feet	Vertical Change	-.35	5 ft	5	REF		
8263	316.1 to 325.6 feet	Cross Slope (PAR)	2.0-3.0%	5 ft	48	SF	$120	$5,700
58279	319.0 to 347.6 feet	Driveway				REF		
8267	329.7 to 336.0 feet	Cross Slope (Driveway)	10.0-11.0%	5 ft	32	SF	$40	$1,260

Funding Source: TBD **Year to be Completed** TBD

Street Side	Run ID	Survey Street Name	Starting Street Name	End Street Name	Priority
N	1908221351	CEDAR CT	ELM AVE	ELM AVE	110.75

ID	Dist. from Corner	Barrier Type	As-is Measurement/Notes	Sidewalk Width	Qty	Unit	Cost	Total
8269	336.0 to 345.4 feet	Cross Slope (Driveway)	12.0-13.0%	5 ft	47	SF	$40	$1,880
8271	348.7 to 351.8 feet	Cross Slope (PAR)	5.0-6.0%	5 ft	16	SF	$120	$1,860
58280	348.8 to 372.7 feet	Driveway				REF		
8272	354.8 to 370.8 feet	Cross Slope (Driveway)	10.0-11.0%	5 ft	80	SF	$40	$3,200
8277	374.4 to 375.9 feet	Cross Slope (PAR)	3.0-4.0%	5 ft	8	SF	$120	$900
8278	375.9 to 426.3 feet	Cross Slope (PAR)	2.0-3.0%	5 ft	252	SF	$120	$30,240
52141	378.8 to 379.8 feet	Vertical Change	-.29	5 ft	5	REF		
50429	389.3 to 390.3 feet	Vertical Change	-.32	5 ft	5	REF		
49103	411.4 to 412.4 feet	Vertical Change	-.36	5 ft	5	REF		
58281	420.7 to 446.1 feet	Driveway				REF		
8282	429.9 to 443.4 feet	Cross Slope (Driveway)	10.0-11.0%	5 ft	68	SF	$40	$2,700
52603	436.2 to 437.2 feet	Vertical Change	-.28	5 ft	5	REF		
42012	446.9 to 447.9 feet	Vertical Change	-.77	5 ft	5	REF		
8287	447.5 to 453.1 feet	Cross Slope (PAR)	3.0-4.0%	5 ft	28	SF	$120	$3,360
58282	451.8 to 477.1 feet	Driveway				REF		
8288	453.1 to 455.8 feet	Cross Slope (Driveway)	2.0-3.0%	5 ft	14	SF	$40	$540
46866	455.0 to 456.0 feet	Vertical Change	-.44	5 ft	5	REF		
8290	460.3 to 474.0 feet	Cross Slope (Driveway)	11.0-12.0%	5 ft	69	SF	$40	$2,740
49104	467.9 to 468.9 feet	Vertical Change	-.36	5 ft	5	REF		
50053	476.9 to 477.9 feet	Vertical Change	-.33	5 ft	5	REF		
8292	477.2 to 540.5 feet	Cross Slope (Driveway)	4.0-5.0%	5 ft	317	SF	$40	$12,660
47991	483.5 to 484.5 feet	Vertical Change	-.4	5 ft	5	REF		
47097	490.1 to 491.1 feet	Vertical Change	-.43	5 ft	5	REF		
47326	495.1 to 496.1 feet	Vertical Change	-.42	5 ft	5	REF		
45961	500.1 to 501.1 feet	Vertical Change	-.48	5 ft	5	REF		
47098	504.6 to 505.6 feet	Vertical Change	-.43	5 ft	5	REF		
47992	509.5 to 510.5 feet	Vertical Change	-.4	5 ft	5	REF		
52142	523.5 to 524.5 feet	Vertical Change	-.29	5 ft	5	REF		

Funding Source: TBD **Year to be Completed** TBD

Street Side	Run ID	Survey Street Name	Starting Street Name	End Street Name	Priority
N	1908221351	CEDAR CT	ELM AVE	ELM AVE	110.75

ID	Dist. from Corner	Barrier Type	As-is Measurement/Notes	Sidewalk Width	Qty	Unit	Cost	Total
52143	533.0 to 534.0 feet	Vertical Change	-.29	5 ft	5	REF		
58283	534.7 to 568.8 feet	Driveway				REF		
48523	537.7 to 538.7 feet	Vertical Change	-.38	5 ft	5	REF		
8297	544.1 to 566.8 feet	Cross Slope (Driveway)	10.0-11.0%	5 ft	113	SF	$40	**$4,540**
51717	550.8 to 551.8 feet	Vertical Change	-.3	5 ft	5	REF		
8299	569.5 to 577.6 feet	Cross Slope (PAR)	4.0-5.0%	5 ft	41	SF	$120	**$4,860**
50054	569.7 to 570.7 feet	Vertical Change	-.33	5 ft	5	REF		
58284	572.8 to 598.3 feet	Driveway				REF		
47993	576.8 to 577.8 feet	Vertical Change	-.4	5 ft	5	REF		
8301	581.3 to 596.0 feet	Cross Slope (Driveway)	10.0-11.0%	5 ft	74	SF	$40	**$2,940**
48524	588.5 to 589.5 feet	Vertical Change	-.38	5 ft	5	REF		
49406	599.5 to 600.5 feet	Vertical Change	-.35	5 ft	5	REF		
8303	599.7 to 617.2 feet	Cross Slope (PAR)	4.0-5.0%	5 ft	88	SF	$120	**$10,500**
49105	604.0 to 605.0 feet	Vertical Change	-.36	5 ft	5	REF		
48823	613.5 to 614.5 feet	Vertical Change	-.37	5 ft	5	REF		
8305	617.2 to 627.4 feet	Cross Slope (PAR)	2.0-3.0%	5 ft	51	SF	$120	**$6,120**
48525	623.2 to 624.2 feet	Vertical Change	-.38	5 ft	5	REF		
8307	627.4 to 630.8 feet	Cross Slope (PAR)	4.0-5.0%	5 ft	17	SF	$120	**$2,040**

TOTAL COST FOR: N *side of* **CEDAR CT** *Starting at:* **ELM AVE** **$175,900.00**

Funding Source: TBD **Year to be Completed** TBD

Street Side	Run ID	Survey Street Name	Starting Street Name	End Street Name	Priority
N	1908221133	CHARLENE DR	DEBORAH WAY	GILL WAY	70

ID	Dist. from Corner	Barrier Type	As-is Measurement/Notes	Sidewalk Width	Qty	Unit	Cost	Total
7440	0.0 to 32.8 feet	Cross Slope (PAR)	2.0-3.0%	7 ft	213	SF	$120	**$25,584**
58200	23.5 to 84.4 feet	Driveway				REF		
7444	32.8 to 54.6 feet	**Cross Slope (Driveway)**	4.0-5.0%	7 ft	142	SF	$40	**$5,668**
7446	54.6 to 101.7 feet	**Cross Slope (Driveway)**	2.0-3.0%	7 ft	306	SF	$40	**$12,246**
46620	55.5 to 56.5 feet	**Vertical Change**	-.45	7 ft	7	REF		
53080	70.5 to 71.5 feet	**Vertical Change**	-.27	7 ft	7	REF		
53622	78.5 to 79.5 feet	**Vertical Change**	-.26	7 ft	7	REF		
47566	90.4 to 91.4 feet	**Vertical Change**	-.41	7 ft	7	REF		
43256	100.1 to 101.1 feet	**Vertical Change**	-.62	7 ft	7	REF		
7450	101.7 to 149.7 feet	Cross Slope (PAR)	4.0-5.0%	7 ft	312	SF	$120	**$37,440**
42778	110.9 to 111.9 feet	**Vertical Change**	-.66	7 ft	7	REF		
42779	125.5 to 126.5 feet	**Vertical Change**	-.66	7 ft	7	REF		
46403	142.7 to 143.7 feet	**Vertical Change**	-.46	7 ft	7	REF		
7457	149.7 to 152.1 feet	Cross Slope (PAR)	2.0-3.0%	7 ft	16	SF	$120	**$1,872**
46404	154.7 to 155.7 feet	**Vertical Change**	-.46	7 ft	7	LF	$75	**$488**
44242	169.3 to 170.3 feet	**Vertical Change**	-.56	7 ft	7	SF	$75	**$488**
52120	183.6 to 184.6 feet	**Vertical Change**	-.29	7 ft	7	LF	$75	**$488**

TOTAL COST FOR: N *side of* **CHARLENE DR** *Starting at:* **DEBORAH WAY** **$84,272.50**

Funding Source: TBD **Year to be Completed** TBD

Street Side	Run ID	Survey Street Name	Starting Street Name	End Street Name	Priority
N	1908221131	CHARLENE DR	DOROTHY WAY	DEBORAH WAY	82

ID	Dist. from Corner	Barrier Type	As-is Measurement/Notes	Sidewalk Width	Qty	Unit	Cost	Total
7429	3.1 to 7.0 feet	Cross Slope (PAR)	2.0-3.0%	5 ft	20	SF	$120	**$2,340**
44445	6.5 to 7.5 feet	**Vertical Change**	-.55	5 ft	5	REF		
7431	16.4 to 21.8 feet	Cross Slope (PAR)	2.0-3.0%	5 ft	27	SF	$120	**$3,240**
45958	17.5 to 18.5 feet	**Vertical Change**	-.48	5 ft	5	REF		
47565	28.3 to 29.3 feet	**Vertical Change**	-.41	5 ft	5	LF	$75	**$375**
7432	37.6 to 40.8 feet	Cross Slope (PAR)	2.0-3.0%	5 ft	16	SF	$120	**$1,920**
45959	42.5 to 43.5 feet	**Vertical Change**	-.48	5 ft	5	LF	$75	**$375**
7433	44.5 to 54.6 feet	Cross Slope (PAR)	2.0-3.0%	5 ft	51	SF	$120	**$6,060**
58198	65.2 to 80.9 feet	Driveway				REF		
53079	71.5 to 72.5 feet	**Vertical Change**	-.27	5 ft	5	REF		
7434	72.2 to 74.8 feet	**Cross Slope (Driveway)**	2.0-3.0%	5 ft	13	SF	$40	**$520**
45249	85.9 to 86.9 feet	**Vertical Change**	-.51	5 ft	5	SF	$75	**$375**
7435	87.3 to 88.3 feet	Cross Slope (PAR)	2.0-3.0%	5 ft	5	SF	$120	**$600**
58199	108.8 to 128.6 feet	Driveway				REF		
45530	113.3 to 114.3 feet	**Vertical Change**	-.5	5 ft	5	REF		
7436	113.7 to 119.9 feet	**Cross Slope (Driveway)**	2.0-3.0%	5 ft	31	SF	$40	**$1,240**
7437	129.5 to 131.9 feet	Cross Slope (PAR)	2.0-3.0%	5 ft	12	SF	$120	**$1,440**
47083	144.4 to 145.4 feet	**Vertical Change**	-.43	5 ft	5	LF	$75	**$375**
7438	177.2 to 194.9 feet	Cross Slope (PAR)	2.0-3.0%	5 ft	89	SF	$120	**$10,620**

TOTAL COST FOR: N *side of* **CHARLENE DR** *Starting at:* **DOROTHY WAY** **$29,480.00**

Funding Source: TBD **Year to be Completed** TBD

Street Side	Run ID	Survey Street Name	Starting Street Name	End Street Name	Priority
S	1908221129	CHARLENE DR	GILL WAY	DOROTHY WAY	88

ID	Dist. from Corner	Barrier Type	As-is Measurement/Notes	Sidewalk Width	Qty	Unit	Cost	Total
7411	0.0 to 26.3 feet	Cross Slope (PAR)	2.0-3.0%	7 ft	171	SF	$120	**$20,514**
50789	5.5 to 6.5 feet	**Vertical Change**	-.31	7 ft	7	REF		
7413	26.3 to 50.8 feet	Cross Slope (PAR)	4.0-5.0%	7 ft	159	SF	$120	**$19,110**
50035	31.7 to 32.7 feet	**Vertical Change**	-.33	7 ft	7	REF		
47316	46.7 to 47.7 feet	**Vertical Change**	-.42	7 ft	7	REF		
7416	50.8 to 54.0 feet	Cross Slope (PAR)	2.0-3.0%	7 ft	21	SF	$120	**$2,496**
58193	56.7 to 73.2 feet	Driveway				REF		
41648	60.1 to 61.1 feet	**Vertical Change**	-.93	7 ft	7	REF		
45748	66.7 to 67.7 feet	**Vertical Change**	-.49	7 ft	7	REF		
7417	67.1 to 76.0 feet	**Cross Slope (Driveway)**	2.0-3.0%	7 ft	58	SF	$40	**$2,314**
7418	78.5 to 79.8 feet	Cross Slope (PAR)	2.0-3.0%	7 ft	8	SF	$120	**$1,014**
7419	87.2 to 96.4 feet	Cross Slope (PAR)	2.0-3.0%	7 ft	60	SF	$120	**$7,176**
7420	106.7 to 115.5 feet	Cross Slope (PAR)	2.0-3.0%	7 ft	57	SF	$120	**$6,864**
58194	118.9 to 145.9 feet	Driveway				REF		
52118	119.8 to 120.8 feet	**Vertical Change**	-.29	7 ft	7	REF		
7421	124.8 to 133.7 feet	**Cross Slope (Driveway)**	2.0-3.0%	7 ft	58	SF	$40	**$2,314**
7422	139.6 to 146.9 feet	**Cross Slope (Driveway)**	2.0-3.0%	7 ft	47	SF	$40	**$1,898**
7424	146.9 to 152.7 feet	Cross Slope (PAR)	4.0-5.0%	7 ft	38	SF	$120	**$4,524**
7426	152.7 to 154.6 feet	Cross Slope (PAR)	2.0-3.0%	7 ft	12	SF	$120	**$1,482**
52119	155.2 to 156.2 feet	**Vertical Change**	-.29	7 ft	7	LF	$75	**$488**
50403	160.0 to 161.0 feet	**Vertical Change**	-.32	7 ft	7	LF	$75	**$488**
53078	190.2 to 191.2 feet	**Vertical Change**	-.27	7 ft	7	LF	$75	**$488**
7427	207.3 to 210.9 feet	Cross Slope (PAR)	2.0-3.0%	7 ft	23	SF	$120	**$2,808**
58195	242.6 to 281.2 feet	Driveway				REF		
43125	300.4 to 301.4 feet	**Vertical Change**	-.63	7 ft	7	SF	$75	**$488**
44444	320.3 to 321.3 feet	**Vertical Change**	-.55	7 ft	7	SF	$75	**$488**
43402	335.3 to 336.3 feet	**Vertical Change**	-.61	7 ft	7	SF	$75	**$488**
58196	340.1 to 360.7 feet	Driveway				REF		
44052	343.2 to 344.2 feet	**Vertical Change**	-.57	7 ft	7	REF		

Funding Source: TBD **Year to be Completed** TBD

Street Side	Run ID	Survey Street Name	Starting Street Name	End Street Name	Priority
S	1908221129	CHARLENE DR	GILL WAY	DOROTHY WAY	88

ID	Dist. from Corner	Barrier Type	As-is Measurement/Notes	Sidewalk Width	Qty	Unit	Cost	Total
43403	356.2 to 357.2 feet	Vertical Change	-.61	7 ft	7	REF		
58197	363.1 to 375.1 feet	Driveway				REF		
45749	364.8 to 365.8 feet	Vertical Change	-.49	7 ft	7	REF		
52574	372.1 to 373.1 feet	Vertical Change	-.28	7 ft	7	REF		
41502	381.2 to 382.2 feet	Vertical Change	-1.09	7 ft	7	SF	$75	**$488**
7428	387.7 to 393.0 feet	Cross Slope (PAR)	2.0-3.0%	7 ft	34	SF	$120	**$4,134**
42777	390.3 to 391.3 feet	Vertical Change	-.66	7 ft	7	REF		
47317	401.2 to 402.2 feet	Vertical Change	-.42	7 ft	7	LF	$75	**$488**
42572	416.0 to 417.0 feet	Vertical Change	-.68	7 ft	7	SF	$75	**$488**

TOTAL COST FOR: S *side of* **CHARLENE DR** *Starting at:* **GILL WAY** **$81,035.50**

Funding Source: TBD **Year to be Completed** TBD

Street Side	Run ID	Survey Street Name	Starting Street Name	End Street Name	Priority
E	1908230925	CHERRY CT	SANTA CRUZ BLVD	SANTA CRUZ BLVD	96.75

ID	Dist. from Corner	Barrier Type	As-is Measurement/Notes	Sidewalk Width	Qty	Unit	Cost	Total
43476	2.1 to 3.1 feet	Vertical Change	-.61	5 ft	5	SF	$75	$375
44946	8.8 to 9.8 feet	Vertical Change	-.53	5 ft	5	REF		
12050	9.3 to 18.6 feet	Cross Slope (PAR)	2.0-3.0%	5 ft	47	SF	$120	$5,580
47161	13.6 to 14.6 feet	Vertical Change	-.43	5 ft	5	REF		
48058	18.6 to 19.6 feet	Vertical Change	-.4	5 ft	5	REF		
12052	18.6 to 57.9 feet	Cross Slope (PAR)	4.0-5.0%	5 ft	196	SF	$120	$23,580
41436	20.8 to 21.8 feet	Vertical Change	-1.2	5 ft	5	REF		
44753	26.7 to 27.7 feet	Vertical Change	-.54	5 ft	5	REF		
58584	26.8 to 65.8 feet	Driveway				REF		
48616	33.1 to 34.1 feet	Vertical Change	-.38	5 ft	5	REF		
44947	37.2 to 38.2 feet	Vertical Change	-.53	5 ft	5	REF		
43312	41.3 to 42.3 feet	Vertical Change	-.62	5 ft	5	REF		
43036	45.2 to 46.2 feet	Vertical Change	-.64	5 ft	5	REF		
43477	49.0 to 50.0 feet	Vertical Change	-.61	5 ft	5	REF		
45824	53.0 to 54.0 feet	Vertical Change	-.49	5 ft	5	REF		
43952	56.9 to 57.9 feet	Vertical Change	-.58	5 ft	5	REF		
12060	57.9 to 62.8 feet	Cross Slope (Driveway)	2.0-3.0%	5 ft	25	SF	$40	$980
44316	61.1 to 62.1 feet	Vertical Change	-.56	5 ft	5	REF		
12062	62.8 to 67.8 feet	Cross Slope (Driveway)	4.0-5.0%	5 ft	25	SF	$40	$1,000
46712	65.3 to 66.3 feet	Vertical Change	-.45	5 ft	5	REF		
12064	67.8 to 85.3 feet	Cross Slope (PAR)	2.0-3.0%	5 ft	88	SF	$120	$10,500
50559	75.0 to 76.0 feet	Vertical Change	-.32	5 ft	5	REF		
58585	77.6 to 117.8 feet	Driveway				REF		
45622	84.6 to 85.6 feet	Vertical Change	-.5	5 ft	5	REF		
12068	86.2 to 87.3 feet	Cross Slope (Driveway)	5.0-6.0%	5 ft	6	SF	$40	$220
12069	87.3 to 90.8 feet	Cross Slope (Driveway)	6.0-7.0%	5 ft	18	SF	$40	$700
43783	90.5 to 91.5 feet	Vertical Change	-.59	5 ft	5	REF		
12070	90.8 to 95.5 feet	Cross Slope (Driveway)	5.0-6.0%	5 ft	24	SF	$40	$940

Funding Source: TBD **Year to be Completed** TBD

Street Side	Run ID	Survey Street Name	Starting Street Name	End Street Name	Priority
E	1908230925	CHERRY CT	SANTA CRUZ BLVD	SANTA CRUZ BLVD	96.75

ID	Dist. from Corner	Barrier Type	As-is Measurement/Notes	Sidewalk Width	Qty	Unit	Cost	Total
12072	95.5 to 109.9 feet	Cross Slope (Driveway)	3.0-4.0%	5 ft	72	SF	$40	**$2,880**
42410	95.6 to 96.6 feet	Vertical Change	-.7	5 ft	5	REF		
43635	100.5 to 101.5 feet	Vertical Change	-.6	5 ft	5	REF		
41908	105.1 to 106.1 feet	Vertical Change	-.8	5 ft	5	REF		
12074	109.9 to 111.6 feet	Cross Slope (Driveway)	5.0-6.0%	5 ft	9	SF	$40	**$340**
45124	110.7 to 111.7 feet	Vertical Change	-.52	5 ft	5	REF		
12075	111.6 to 113.8 feet	Cross Slope (Driveway)	6.0-7.0%	5 ft	11	SF	$40	**$440**
45623	113.8 to 114.8 feet	Vertical Change	-.5	5 ft	5	REF		
12077	113.8 to 116.1 feet	Cross Slope (Driveway)	8.0-9.0%	5 ft	12	SF	$40	**$460**
42197	116.9 to 117.9 feet	Vertical Change	-.73	5 ft	5	REF		
12078	118.4 to 135.8 feet	Cross Slope (Driveway)	4.0-5.0%	5 ft	87	SF	$40	**$3,480**
45125	135.5 to 136.5 feet	Vertical Change	-.52	5 ft	5	REF		
12080	135.8 to 173.6 feet	Cross Slope (PAR)	2.0-3.0%	5 ft	189	SF	$120	**$22,680**
43953	145.7 to 146.7 feet	Vertical Change	-.58	5 ft	5	REF		
49192	155.9 to 156.9 feet	Vertical Change	-.36	5 ft	5	REF		
45624	166.1 to 167.1 feet	Vertical Change	-.5	5 ft	5	REF		
58586	169.9 to 195.8 feet	Driveway				REF		
12085	173.6 to 175.8 feet	Cross Slope (Driveway)	4.0-5.0%	5 ft	11	SF	$40	**$440**
41527	176.0 to 177.0 feet	Vertical Change	-1.06	5 ft	5	REF		
12086	178.5 to 192.0 feet	Cross Slope (Driveway)	9.0-10.0%	5 ft	68	SF	$40	**$2,700**
42502	186.4 to 187.4 feet	Vertical Change	-.69	5 ft	5	REF		
12089	192.0 to 194.6 feet	Cross Slope (Driveway)	11.0-12.0%	5 ft	13	SF	$40	**$520**
43636	196.8 to 197.8 feet	Vertical Change	-.6	5 ft	5	SF	$75	**$375**
12090	198.1 to 216.6 feet	Cross Slope (PAR)	4.0-5.0%	5 ft	93	SF	$120	**$11,100**
46932	205.0 to 206.0 feet	Vertical Change	-.44	5 ft	5	REF		
58587	205.7 to 252.1 feet	Driveway				REF		
41909	209.5 to 210.5 feet	Vertical Change	-.8	5 ft	5	REF		
46253	213.5 to 214.7 feet	Vertical Change	-.47	5 ft	6	REF		

Funding Source: TBD **Year to be Completed** TBD

Street Side	Run ID	Survey Street Name	Starting Street Name	End Street Name	Priority
E	1908230925	CHERRY CT	SANTA CRUZ BLVD	SANTA CRUZ BLVD	96.75

ID	Dist. from Corner	Barrier Type	As-is Measurement/Notes	Sidewalk Width	Qty	Unit	Cost	Total
12092	216.6 to 218.5 feet	Cross Slope (Driveway)	2.0-3.0%	5 ft	10	SF	$40	**$380**
44754	217.9 to 218.9 feet	Vertical Change	-.54	5 ft	5	REF		
44317	222.2 to 223.2 feet	Vertical Change	-.56	5 ft	5	REF		
12093	225.3 to 231.5 feet	Cross Slope (Driveway)	2.0-3.0%	5 ft	31	SF	$40	**$1,240**
46713	226.4 to 227.4 feet	Vertical Change	-.45	5 ft	5	REF		
42156	232.0 to 233.0 feet	Vertical Change	-.74	5 ft	5	REF		
41809	237.8 to 238.8 feet	Vertical Change	-.84	5 ft	5	REF		
45126	242.6 to 243.6 feet	Vertical Change	-.52	5 ft	5	REF		
12094	244.9 to 275.1 feet	Cross Slope (Driveway)	2.0-3.0%	5 ft	151	SF	$40	**$6,040**
42698	247.6 to 248.6 feet	Vertical Change	-.67	5 ft	5	REF		
42198	252.2 to 253.2 feet	Vertical Change	-.73	5 ft	5	REF		
57227	252.3 to 253.3 feet	Vertical Change	.7	5 ft	5	REF		
43313	253.1 to 254.1 feet	Vertical Change	-.62	5 ft	5	REF		
42503	257.4 to 258.4 feet	Vertical Change	-.69	5 ft	5	REF		
54097	259.5 to 260.5 feet	Vertical Change	-.25	5 ft	5	REF		
42808	264.8 to 265.8 feet	Vertical Change	-.66	5 ft	5	REF		
46254	276.1 to 279.2 feet	Vertical Change	-.47	5 ft	15	LF	$75	**$1,163**
45625	282.9 to 283.9 feet	Vertical Change	-.5	5 ft	5	SF	$75	**$375**
58588	283.5 to 310.8 feet	Driveway				REF		
43168	287.4 to 290.5 feet	Vertical Change	-.63	5 ft	16	REF		
12097	293.0 to 304.4 feet	Cross Slope (Driveway)	7.0-8.0%	5 ft	57	SF	$40	**$2,280**
42411	300.9 to 301.9 feet	Vertical Change	-.7	5 ft	5	REF		
12099	304.4 to 310.7 feet	Cross Slope (Driveway)	9.0-10.0%	5 ft	32	SF	$40	**$1,260**
58589	312.0 to 350.1 feet	Driveway				REF		
46255	312.7 to 313.7 feet	Vertical Change	-.47	5 ft	5	REF		
12102	313.9 to 315.2 feet	Cross Slope (Driveway)	3.0-4.0%	5 ft	7	SF	$40	**$260**
12103	318.4 to 340.7 feet	Cross Slope (Driveway)	10.0-11.0%	5 ft	112	SF	$40	**$4,460**
43637	323.5 to 324.5 feet	Vertical Change	-.6	5 ft	5	REF		

Funding Source: TBD **Year to be Completed** TBD

Street Side	Run ID	Survey Street Name	Starting Street Name	End Street Name	Priority
E	1908230925	CHERRY CT	SANTA CRUZ BLVD	SANTA CRUZ BLVD	96.75

ID	Dist. from Corner	Barrier Type	As-is Measurement/Notes	Sidewalk Width	Qty	Unit	Cost	Total
44755	332.9 to 333.9 feet	Vertical Change	-.54	5 ft	5	REF		
12109	340.7 to 347.1 feet	Cross Slope (Driveway)	12.0-13.0%	5 ft	32	SF	$40	**$1,280**
42604	341.9 to 342.9 feet	Vertical Change	-.68	5 ft	5	REF		
12110	351.4 to 352.5 feet	Cross Slope (PAR)	2.0-3.0%	5 ft	6	SF	$120	**$660**
47659	353.1 to 354.1 feet	Vertical Change	-.41	5 ft	5	LF	$75	**$375**
58590	355.8 to 387.3 feet	Driveway				REF		
45127	360.4 to 361.4 feet	Vertical Change	-.52	5 ft	5	REF		
12111	362.5 to 363.8 feet	Cross Slope (Driveway)	2.0-3.0%	5 ft	7	SF	$40	**$260**
12112	365.4 to 366.4 feet	Cross Slope (Driveway)	5.0-6.0%	5 ft	5	SF	$40	**$200**
12113	366.4 to 368.6 feet	Cross Slope (Driveway)	6.0-7.0%	5 ft	11	SF	$40	**$440**
12114	368.6 to 376.5 feet	Cross Slope (Driveway)	5.0-6.0%	5 ft	40	SF	$40	**$1,580**
47413	375.4 to 379.0 feet	Vertical Change	-.42	5 ft	18	REF		
12117	376.5 to 380.6 feet	Cross Slope (Driveway)	6.0-7.0%	5 ft	21	SF	$40	**$820**
12119	380.6 to 384.8 feet	Cross Slope (Driveway)	8.0-9.0%	5 ft	21	SF	$40	**$840**
43478	388.3 to 389.3 feet	Vertical Change	-.61	5 ft	5	SF	$75	**$375**
58591	397.1 to 424.8 feet	Driveway				REF		
12121	400.5 to 402.0 feet	Cross Slope (Driveway)	2.0-3.0%	5 ft	8	SF	$40	**$300**
44123	401.2 to 402.2 feet	Vertical Change	-.57	5 ft	5	REF		
12122	405.3 to 409.0 feet	Cross Slope (Driveway)	10.0-11.0%	5 ft	19	SF	$40	**$740**
12124	409.0 to 413.7 feet	Cross Slope (Driveway)	8.0-9.0%	5 ft	24	SF	$40	**$940**
44124	412.2 to 413.2 feet	Vertical Change	-.57	5 ft	5	REF		
12126	413.7 to 417.0 feet	Cross Slope (Driveway)	10.0-11.0%	5 ft	17	SF	$40	**$660**
12128	417.0 to 422.2 feet	Cross Slope (Driveway)	12.0-13.0%	5 ft	26	SF	$40	**$1,040**
40372	419.6 to 421.7 feet	Running Slope	8.0-9.0%	5 ft	11	REF		
43314	424.7 to 425.7 feet	Vertical Change	-.62	5 ft	5	REF		
12130	426.1 to 434.0 feet	Cross Slope (PAR)	2.0-3.0%	5 ft	40	SF	$120	**$4,740**
45322	435.6 to 436.6 feet	Vertical Change	-.51	5 ft	5	SF	$75	**$375**
12131	437.8 to 444.9 feet	Cross Slope (PAR)	2.0-3.0%	5 ft	36	SF	$120	**$4,260**

Funding Source: TBD **Year to be Completed** TBD

Street Side	Run ID	Survey Street Name	Starting Street Name	End Street Name	Priority
E	1908230925	CHERRY CT	SANTA CRUZ BLVD	SANTA CRUZ BLVD	96.75

ID	Dist. from Corner	Barrier Type	As-is Measurement/Notes	Sidewalk Width	Qty	Unit	Cost	Total
47162	445.2 to 446.2 feet	Vertical Change	-.43	5 ft	5	LF	$75	$375
12132	448.2 to 482.3 feet	Cross Slope (PAR)	2.0-3.0%	5 ft	171	SF	$120	$20,460
43479	455.3 to 456.3 feet	Vertical Change	-.61	5 ft	5	REF		
46038	464.1 to 465.1 feet	Vertical Change	-.48	5 ft	5	REF		
49512	473.3 to 474.3 feet	Vertical Change	-.35	5 ft	5	REF		
58592	476.2 to 514.1 feet	Driveway				REF		
12134	482.3 to 490.7 feet	Cross Slope (Driveway)	4.0-5.0%	5 ft	42	SF	$40	$1,680
44318	482.7 to 485.1 feet	Vertical Change	-.56	5 ft	12	REF		
48617	488.9 to 489.9 feet	Vertical Change	-.38	5 ft	5	REF		
12138	490.7 to 500.9 feet	Cross Slope (Driveway)	2.0-3.0%	5 ft	51	SF	$40	$2,040
44319	494.0 to 495.0 feet	Vertical Change	-.56	5 ft	5	REF		
44320	498.8 to 499.8 feet	Vertical Change	-.56	5 ft	5	REF		
42157	503.6 to 504.6 feet	Vertical Change	-.74	5 ft	5	REF		
12139	503.9 to 508.9 feet	Cross Slope (Driveway)	2.0-3.0%	5 ft	25	SF	$40	$1,000
42412	508.7 to 509.7 feet	Vertical Change	-.7	5 ft	5	REF		
12141	508.9 to 511.5 feet	Cross Slope (Driveway)	4.0-5.0%	5 ft	13	SF	$40	$520
12143	511.5 to 514.5 feet	Cross Slope (Driveway)	6.0-7.0%	5 ft	15	SF	$40	$600
12144	514.5 to 515.6 feet	Cross Slope (Driveway)	5.0-6.0%	5 ft	6	SF	$40	$220
43785	514.6 to 515.6 feet	Vertical Change	-.59	5 ft	5	REF		
12145	516.3 to 518.8 feet	Cross Slope (PAR)	3.0-4.0%	5 ft	13	SF	$120	$1,500
12146	518.8 to 524.1 feet	Cross Slope (PAR)	2.0-3.0%	5 ft	27	SF	$120	$3,180
58593	518.8 to 544.8 feet	Driveway				REF		
45323	520.5 to 521.5 feet	Vertical Change	-.51	5 ft	5	REF		
42413	523.7 to 524.7 feet	Vertical Change	-.7	5 ft	5	REF		
12148	524.1 to 546.9 feet	Cross Slope (Driveway)	4.0-5.0%	5 ft	114	SF	$40	$4,560
43037	529.2 to 530.2 feet	Vertical Change	-.64	5 ft	5	REF		
41711	534.4 to 535.4 feet	Vertical Change	-.89	5 ft	5	REF		
41734	539.6 to 540.6 feet	Vertical Change	-.88	5 ft	5	REF		

Funding Source: TBD **Year to be Completed** TBD

Street Side	Run ID	Survey Street Name	Starting Street Name	End Street Name	Priority
E	1908230925	CHERRY CT	SANTA CRUZ BLVD	SANTA CRUZ BLVD	96.75

ID	Dist. from Corner	Barrier Type	As-is Measurement/Notes	Sidewalk Width	Qty	Unit	Cost	Total
42809	543.9 to 544.9 feet	Vertical Change	-.66	5 ft	5	REF		
41460	545.0 to 546.0 feet	Vertical Change	-1.14	5 ft	5	REF		
12155	546.9 to 572.7 feet	Cross Slope (PAR)	2.0-3.0%	5 ft	129	SF	$120	**$15,480**
53783	547.2 to 550.1 feet	Vertical Change	-.26	5 ft	14	REF		
49513	552.9 to 553.9 feet	Vertical Change	-.35	5 ft	5	REF		
52764	557.9 to 558.9 feet	Vertical Change	-.28	5 ft	5	REF		
43169	562.8 to 563.8 feet	Vertical Change	-.63	5 ft	5	REF		
48618	572.7 to 573.7 feet	Vertical Change	-.38	5 ft	5	REF		
42062	582.7 to 583.7 feet	Vertical Change	-.76	5 ft	5	SF	$75	**$375**
12156	587.0 to 602.3 feet	Cross Slope (PAR)	2.0-3.0%	5 ft	76	SF	$120	**$9,180**
46933	592.4 to 593.4 feet	Vertical Change	-.44	5 ft	5	REF		
58594	595.4 to 632.7 feet	Driveway				REF		
41563	602.2 to 603.2 feet	Vertical Change	-1.01	5 ft	5	REF		
12158	605.8 to 624.8 feet	Cross Slope (Driveway)	9.0-10.0%	5 ft	95	SF	$40	**$3,800**
41910	607.1 to 608.1 feet	Vertical Change	-.8	5 ft	5	REF		
41911	612.3 to 613.3 feet	Vertical Change	-.8	5 ft	5	REF		
41912	617.4 to 618.4 feet	Vertical Change	-.8	5 ft	5	REF		
41669	622.4 to 623.4 feet	Vertical Change	-.92	5 ft	5	REF		
12160	624.8 to 630.3 feet	Cross Slope (Driveway)	11.0-12.0%	5 ft	28	SF	$40	**$1,100**
41913	627.5 to 628.5 feet	Vertical Change	-.8	5 ft	5	REF		
40373	629.6 to 631.6 feet	Running Slope	6.0-7.0%	5 ft	10	REF		
42414	632.6 to 633.6 feet	Vertical Change	-.7	5 ft	5	REF		
12161	634.4 to 644.6 feet	Cross Slope (PAR)	2.0-3.0%	5 ft	51	SF	$120	**$6,120**
58595	643.6 to 679.4 feet	Driveway				REF		
12163	644.6 to 649.8 feet	Cross Slope (Driveway)	4.0-5.0%	5 ft	26	SF	$40	**$1,040**
12165	652.8 to 656.0 feet	Cross Slope (Driveway)	8.0-9.0%	5 ft	16	SF	$40	**$640**
12167	656.0 to 657.3 feet	Cross Slope (Driveway)	6.0-7.0%	5 ft	7	SF	$40	**$260**
12168	657.3 to 674.9 feet	Cross Slope (Driveway)	5.0-6.0%	5 ft	88	SF	$40	**$3,520**

Funding Source: TBD **Year to be Completed** TBD

Street Side	Run ID	Survey Street Name	Starting Street Name	End Street Name	Priority
E	1908230925	CHERRY CT	SANTA CRUZ BLVD	SANTA CRUZ BLVD	96.75

ID	Dist. from Corner	Barrier Type	As-is Measurement/Notes	Sidewalk Width	Qty	Unit	Cost	Total
50560	666.3 to 667.3 feet	Vertical Change	-.32	5 ft	5	REF		
12171	674.9 to 678.2 feet	Cross Slope (Driveway)	6.0-7.0%	5 ft	17	SF	$40	$660

TOTAL COST FOR: E *side of* **CHERRY CT** *Starting at:* **SANTA CRUZ BLVD** **$204,942.50**

Funding Source: TBD **Year to be Completed** TBD

Street Side	Run ID	Survey Street Name	Starting Street Name	End Street Name	Priority
N	1908230950	CHERRY WAY	SANTA CRUZ BLVD	WALNUT WAY	65.5

ID	Dist. from Corner	Barrier Type	As-is Measurement/Notes	Sidewalk Width	Qty	Unit	Cost	Total
12756	0.9 to 11.7 feet	Cross Slope (PAR)	2.0-3.0%	5 ft	54	SF	$120	**$6,480**
47424	4.0 to 5.0 feet	Vertical Change	-.42	5 ft	5	REF		
47171	10.8 to 11.8 feet	Vertical Change	-.43	5 ft	5	REF		
12758	11.7 to 27.8 feet	Cross Slope (PAR)	4.0-5.0%	5 ft	81	SF	$120	**$9,660**
48078	15.6 to 16.6 feet	Vertical Change	-.4	5 ft	5	REF		
56647	15.7 to 16.7 feet	Vertical Change	.49	5 ft	5	REF		
53798	20.7 to 21.7 feet	Vertical Change	-.26	5 ft	5	REF		
43042	22.5 to 23.5 feet	Vertical Change	-.64	5 ft	5	REF		
12760	27.8 to 45.0 feet	Cross Slope (PAR)	2.0-3.0%	5 ft	86	SF	$120	**$10,320**
54107	35.4 to 36.4 feet	Vertical Change	-.25	5 ft	5	REF		
52782	47.7 to 48.7 feet	Vertical Change	-.28	5 ft	5	LF	$75	**$375**
43968	51.6 to 52.6 feet	Vertical Change	-.58	5 ft	5	SF	$75	**$375**
58652	54.0 to 82.2 feet	Driveway				REF		
48079	55.5 to 62.3 feet	Vertical Change	-.4	5 ft	34	REF		
12761	59.2 to 64.8 feet	Cross Slope (Driveway)	2.0-3.0%	5 ft	28	SF	$40	**$1,120**
48923	65.2 to 66.2 feet	Vertical Change	-.37	5 ft	5	REF		
47172	68.9 to 69.9 feet	Vertical Change	-.43	5 ft	5	REF		
46729	72.2 to 73.2 feet	Vertical Change	-.45	5 ft	5	REF		
46274	75.5 to 76.5 feet	Vertical Change	-.47	5 ft	5	REF		
46053	78.7 to 79.7 feet	Vertical Change	-.48	5 ft	5	REF		
12762	81.0 to 104.7 feet	Cross Slope (Driveway)	2.0-3.0%	5 ft	119	SF	$40	**$4,740**
45147	82.1 to 85.5 feet	Vertical Change	-.52	5 ft	17	REF		
41484	86.6 to 87.6 feet	Vertical Change	-1.12	5 ft	5	REF		
43802	89.6 to 90.6 feet	Vertical Change	-.59	5 ft	5	REF		
54108	93.2 to 94.2 feet	Vertical Change	-.25	5 ft	5	REF		
43329	96.7 to 100.4 feet	Vertical Change	-.62	5 ft	19	REF		
58653	99.3 to 126.6 feet	Driveway				REF		
41637	102.3 to 105.3 feet	Vertical Change	-.94	5 ft	15	REF		

Funding Source: TBD **Year to be Completed** TBD

Street Side	Run ID	Survey Street Name	Starting Street Name	End Street Name	Priority
N	1908230950	CHERRY WAY	SANTA CRUZ BLVD	WALNUT WAY	65.5

ID	Dist. from Corner	Barrier Type	As-is Measurement/Notes	Sidewalk Width	Qty	Unit	Cost	Total
12764	104.7 to 113.3 feet	Cross Slope (Driveway)	4.0-5.0%	5 ft	43	SF	$40	**$1,720**
44772	106.4 to 107.4 feet	Vertical Change	-.54	5 ft	5	REF		
43180	110.1 to 111.1 feet	Vertical Change	-.63	5 ft	5	REF		
12768	113.3 to 133.6 feet	Cross Slope (Driveway)	2.0-3.0%	5 ft	102	SF	$40	**$4,060**
42934	113.5 to 114.5 feet	Vertical Change	-.65	5 ft	5	REF		
42935	116.8 to 117.8 feet	Vertical Change	-.65	5 ft	5	REF		
42712	120.1 to 121.1 feet	Vertical Change	-.67	5 ft	5	REF		
44963	123.3 to 124.3 feet	Vertical Change	-.53	5 ft	5	REF		
43648	127.3 to 128.5 feet	Vertical Change	-.6	5 ft	6	REF		
56935	127.7 to 128.7 feet	Vertical Change	.53	5 ft	5	REF		
45341	129.5 to 130.5 feet	Vertical Change	-.51	5 ft	5	REF		
41684	131.8 to 132.8 feet	Vertical Change	-.91	5 ft	5	REF		
47425	136.9 to 137.9 feet	Vertical Change	-.42	5 ft	5	LF	$75	**$375**
49532	146.6 to 147.6 feet	Vertical Change	-.35	5 ft	5	LF	$75	**$375**
12771	149.9 to 166.0 feet	Cross Slope (PAR)	2.0-3.0%	5 ft	81	SF	$120	**$9,660**
43044	156.4 to 157.4 feet	Vertical Change	-.64	5 ft	5	REF		
58654	159.3 to 199.0 feet	Driveway				REF		
41564	162.2 to 163.2 feet	Vertical Change	-1.01	5 ft	5	REF		
56921	163.7 to 164.7 feet	Vertical Change	.51	5 ft	5	REF		
44556	164.1 to 167.1 feet	Vertical Change	-.55	5 ft	15	REF		
12773	168.8 to 171.7 feet	Cross Slope (Driveway)	7.0-8.0%	5 ft	15	SF	$40	**$580**
49533	169.7 to 170.7 feet	Vertical Change	-.35	5 ft	5	REF		
12775	171.7 to 175.4 feet	Cross Slope (Driveway)	5.0-6.0%	5 ft	19	SF	$40	**$740**
44964	173.7 to 174.7 feet	Vertical Change	-.53	5 ft	5	REF		
12777	175.4 to 177.8 feet	Cross Slope (Driveway)	3.0-4.0%	5 ft	12	SF	$40	**$480**
42615	177.4 to 178.4 feet	Vertical Change	-.68	5 ft	5	REF		
12778	177.8 to 194.4 feet	Cross Slope (Driveway)	2.0-3.0%	5 ft	83	SF	$40	**$3,320**
43045	180.8 to 181.8 feet	Vertical Change	-.64	5 ft	5	REF		

Funding Source: TBD **Year to be Completed** TBD

Street Side	Run ID	Survey Street Name	Starting Street Name	End Street Name	Priority
N	1908230950	CHERRY WAY	SANTA CRUZ BLVD	WALNUT WAY	65.5

ID	Dist. from Corner	Barrier Type	As-is Measurement/Notes	Sidewalk Width	Qty	Unit	Cost	Total
49858	183.9 to 184.9 feet	Vertical Change	-.34	5 ft	5	REF		
43491	187.2 to 188.2 feet	Vertical Change	-.61	5 ft	5	REF		
45149	190.9 to 191.9 feet	Vertical Change	-.52	5 ft	5	REF		
12780	194.4 to 200.3 feet	Cross Slope (Driveway)	4.0-5.0%	5 ft	30	SF	$40	**$1,180**
43803	194.6 to 195.6 feet	Vertical Change	-.59	5 ft	5	REF		
45150	198.5 to 201.4 feet	Vertical Change	-.52	5 ft	15	REF		
12782	200.3 to 214.4 feet	Cross Slope (PAR)	2.0-3.0%	5 ft	71	SF	$120	**$8,460**
41810	202.0 to 203.0 feet	Vertical Change	-.84	5 ft	5	REF		
46730	205.3 to 206.3 feet	Vertical Change	-.45	5 ft	5	REF		
47173	212.2 to 213.2 feet	Vertical Change	-.43	5 ft	5	REF		
58655	213.3 to 243.3 feet	Driveway				REF		
50578	218.0 to 219.0 feet	Vertical Change	-.32	5 ft	5	REF		
12784	218.8 to 227.3 feet	Cross Slope (Driveway)	2.0-3.0%	5 ft	43	SF	$40	**$1,700**
43181	220.0 to 223.0 feet	Vertical Change	-.63	5 ft	15	REF		
44557	225.5 to 226.5 feet	Vertical Change	-.55	5 ft	5	REF		
43970	228.8 to 229.8 feet	Vertical Change	-.58	5 ft	5	REF		
47687	232.2 to 233.2 feet	Vertical Change	-.41	5 ft	5	REF		
42823	235.6 to 236.6 feet	Vertical Change	-.66	5 ft	5	REF		
12787	236.4 to 246.4 feet	Cross Slope (Driveway)	2.0-3.0%	5 ft	50	SF	$40	**$2,000**
42616	239.0 to 240.0 feet	Vertical Change	-.68	5 ft	5	REF		
44965	242.1 to 247.7 feet	Vertical Change	-.53	5 ft	28	REF		
12788	251.4 to 252.6 feet	Cross Slope (PAR)	2.0-3.0%	5 ft	6	SF	$120	**$720**
42512	252.9 to 253.9 feet	Vertical Change	-.69	5 ft	5	SF	$75	**$375**
44346	262.6 to 263.6 feet	Vertical Change	-.56	5 ft	5	SF	$75	**$375**
12789	265.2 to 285.8 feet	Cross Slope (PAR)	2.0-3.0%	5 ft	103	SF	$120	**$12,360**
44347	272.3 to 273.3 feet	Vertical Change	-.56	5 ft	5	REF		
42936	282.0 to 283.0 feet	Vertical Change	-.65	5 ft	5	REF		
58656	284.3 to 311.3 feet	Driveway				REF		

Funding Source: TBD **Year to be Completed** TBD

Street Side	Run ID	Survey Street Name	Starting Street Name	End Street Name	Priority
N	1908230950	CHERRY WAY	SANTA CRUZ BLVD	WALNUT WAY	65.5

ID	Dist. from Corner	Barrier Type	As-is Measurement/Notes	Sidewalk Width	Qty	Unit	Cost	Total
12791	285.8 to 289.8 feet	Cross Slope (Driveway)	4.0-5.0%	5 ft	20	SF	$40	**$800**
41611	287.7 to 288.7 feet	Vertical Change	-.97	5 ft	5	REF		
44558	289.6 to 292.7 feet	Vertical Change	-.55	5 ft	15	REF		
12793	289.8 to 293.6 feet	Cross Slope (Driveway)	2.0-3.0%	5 ft	19	SF	$40	**$760**
12795	293.6 to 298.7 feet	Cross Slope (Driveway)	4.0-5.0%	5 ft	25	SF	$40	**$1,020**
43804	295.1 to 296.1 feet	Vertical Change	-.59	5 ft	5	REF		
47426	298.6 to 299.6 feet	Vertical Change	-.42	5 ft	5	REF		
12797	298.7 to 300.3 feet	Cross Slope (Driveway)	2.0-3.0%	5 ft	8	SF	$40	**$320**
43805	301.9 to 302.9 feet	Vertical Change	-.59	5 ft	5	REF		
42713	305.2 to 306.2 feet	Vertical Change	-.67	5 ft	5	REF		
45841	308.4 to 309.4 feet	Vertical Change	-.49	5 ft	5	REF		
48080	312.2 to 315.4 feet	Vertical Change	-.4	5 ft	16	LF	$75	**$1,200**
12798	315.2 to 317.3 feet	Cross Slope (PAR)	2.0-3.0%	5 ft	11	SF	$120	**$1,260**
12799	321.5 to 327.9 feet	Cross Slope (PAR)	2.0-3.0%	5 ft	32	SF	$120	**$3,840**
45640	324.2 to 325.2 feet	Vertical Change	-.5	5 ft	5	REF		
58657	326.8 to 354.1 feet	Driveway				REF		
12800	331.3 to 335.4 feet	Cross Slope (Driveway)	2.0-3.0%	5 ft	21	SF	$40	**$820**
43649	331.7 to 334.9 feet	Vertical Change	-.6	5 ft	16	REF		
12802	335.4 to 343.8 feet	Cross Slope (Driveway)	4.0-5.0%	5 ft	42	SF	$40	**$1,680**
43650	337.5 to 338.5 feet	Vertical Change	-.6	5 ft	5	REF		
44773	341.0 to 342.0 feet	Vertical Change	-.54	5 ft	5	REF		
12804	343.8 to 345.4 feet	Cross Slope (Driveway)	2.0-3.0%	5 ft	8	SF	$40	**$320**
44348	344.3 to 348.2 feet	Vertical Change	-.56	5 ft	20	REF		
12805	349.2 to 355.8 feet	Cross Slope (Driveway)	2.0-3.0%	5 ft	33	SF	$40	**$1,320**
44774	350.3 to 351.3 feet	Vertical Change	-.54	5 ft	5	REF		
46275	353.7 to 357.1 feet	Vertical Change	-.47	5 ft	17	REF		
41811	358.0 to 359.0 feet	Vertical Change	-.84	5 ft	5	SF	$75	**$375**
46276	361.1 to 362.1 feet	Vertical Change	-.47	5 ft	5	LF	$75	**$375**

Funding Source: TBD **Year to be Completed** TBD

Street Side	Run ID	Survey Street Name	Starting Street Name	End Street Name	Priority
N	1908230950	CHERRY WAY	SANTA CRUZ BLVD	WALNUT WAY	65.5

ID	Dist. from Corner	Barrier Type	As-is Measurement/Notes	Sidewalk Width	Qty	Unit	Cost	Total
12808	366.6 to 378.3 feet	Cross Slope (PAR)	2.0-3.0%	5 ft	59	SF	$120	**$7,020**
43971	368.9 to 369.9 feet	**Vertical Change**	-.58	5 ft	5	REF		
53799	375.2 to 376.2 feet	**Vertical Change**	-.26	5 ft	5	REF		
12810	378.3 to 386.7 feet	Cross Slope (PAR)	4.0-5.0%	5 ft	42	SF	$120	**$5,040**
41409	379.6 to 380.6 feet	**Vertical Change**	-1.25	5 ft	5	REF		
49534	386.3 to 387.3 feet	**Vertical Change**	-.35	5 ft	5	REF		

TOTAL COST FOR: N *side of* **CHERRY WAY** *Starting at:* **SANTA CRUZ BLVD** **$107,700.00**

Funding Source: TBD **Year to be Completed** TBD

Street Side	Run ID	Survey Street Name	Starting Street Name	End Street Name	Priority
S	1908230948	CHERRY WAY	WALNUT WAY	SANTA CRUZ BLVD	94.25

ID	Dist. from Corner	Barrier Type	As-is Measurement/Notes	Sidewalk Width	Qty	Unit	Cost	Total
12696	0.0 to 4.0 feet	Cross Slope (PAR)	2.0-3.0%	5 ft	20	SF	$120	**$2,400**
58643	0.0 to 29.3 feet	Driveway				REF		
45837	3.7 to 4.7 feet	Vertical Change	-.49	5 ft	5	REF		
12698	4.0 to 8.4 feet	Cross Slope (Driveway)	4.0-5.0%	5 ft	22	SF	$40	**$880**
12700	8.4 to 12.1 feet	Cross Slope (Driveway)	2.0-3.0%	5 ft	19	SF	$40	**$740**
44341	8.9 to 9.9 feet	Vertical Change	-.56	5 ft	5	REF		
44771	12.8 to 13.8 feet	Vertical Change	-.54	5 ft	5	REF		
42324	16.4 to 17.4 feet	Vertical Change	-.71	5 ft	5	REF		
44141	20.4 to 21.4 feet	Vertical Change	-.57	5 ft	5	REF		
12701	23.3 to 43.1 feet	Cross Slope (Driveway)	2.0-3.0%	5 ft	99	SF	$40	**$3,960**
42611	24.5 to 25.5 feet	Vertical Change	-.68	5 ft	5	REF		
42325	28.8 to 32.3 feet	Vertical Change	-.71	5 ft	17	REF		
41532	33.2 to 34.2 feet	Vertical Change	-1.05	5 ft	5	REF		
44342	42.9 to 43.9 feet	Vertical Change	-.56	5 ft	5	REF		
12704	50.3 to 81.0 feet	Cross Slope (PAR)	2.0-3.0%	5 ft	154	SF	$120	**$18,420**
43323	52.6 to 53.6 feet	Vertical Change	-.62	5 ft	5	REF		
43176	61.4 to 62.4 feet	Vertical Change	-.63	5 ft	5	REF		
44549	70.3 to 71.3 feet	Vertical Change	-.55	5 ft	5	REF		
58644	71.3 to 99.6 feet	Driveway				REF		
41240	75.4 to 76.4 feet	Vertical Change	-1.92	5 ft	5	REF		
42932	77.4 to 79.5 feet	Vertical Change	-.65	5 ft	10	REF		
57122	78.6 to 79.6 feet	Vertical Change	.6	5 ft	5	REF		
43965	79.4 to 80.4 feet	Vertical Change	-.58	5 ft	5	REF		
43644	82.9 to 83.9 feet	Vertical Change	-.6	5 ft	5	REF		
44961	86.3 to 87.3 feet	Vertical Change	-.53	5 ft	5	REF		
45338	89.9 to 90.9 feet	Vertical Change	-.51	5 ft	5	REF		
43645	93.3 to 94.3 feet	Vertical Change	-.6	5 ft	5	REF		
43489	96.8 to 97.8 feet	Vertical Change	-.61	5 ft	5	REF		

Funding Source: TBD **Year to be Completed** TBD

Street Side	Run ID	Survey Street Name	Starting Street Name	End Street Name	Priority
S	1908230948	CHERRY WAY	WALNUT WAY	SANTA CRUZ BLVD	94.25

ID	Dist. from Corner	Barrier Type	As-is Measurement/Notes	Sidewalk Width	Qty	Unit	Cost	Total
12707	98.5 to 110.8 feet	Cross Slope (Driveway)	2.0-3.0%	5 ft	62	SF	$40	**$2,460**
44143	102.4 to 103.4 feet	Vertical Change	-.57	5 ft	5	REF		
41331	104.7 to 105.7 feet	Vertical Change	-1.45	5 ft	5	REF		
43177	106.7 to 107.7 feet	Vertical Change	-.63	5 ft	5	REF		
58645	107.9 to 138.4 feet	Driveway				REF		
41301	110.7 to 111.7 feet	Vertical Change	-1.57	5 ft	5	REF		
46946	114.0 to 117.1 feet	Vertical Change	-.44	5 ft	16	REF		
46273	119.5 to 120.5 feet	Vertical Change	-.47	5 ft	5	REF		
44343	122.8 to 123.8 feet	Vertical Change	-.56	5 ft	5	REF		
43178	126.4 to 127.4 feet	Vertical Change	-.63	5 ft	5	REF		
43324	129.6 to 130.6 feet	Vertical Change	-.62	5 ft	5	REF		
44550	133.2 to 134.2 feet	Vertical Change	-.55	5 ft	5	REF		
43800	137.0 to 138.0 feet	Vertical Change	-.59	5 ft	5	REF		
56977	137.5 to 138.5 feet	Vertical Change	.57	5 ft	5	REF		
46502	139.1 to 140.1 feet	Vertical Change	-.46	5 ft	5	LF	$75	**$375**
42161	141.2 to 142.2 feet	Vertical Change	-.74	5 ft	5	SF	$75	**$375**
49215	146.3 to 147.3 feet	Vertical Change	-.36	5 ft	5	REF		
12708	146.9 to 164.0 feet	Cross Slope (PAR)	2.0-3.0%	5 ft	86	SF	$120	**$10,260**
42507	165.5 to 166.5 feet	Vertical Change	-.69	5 ft	5	SF	$75	**$375**
58646	167.2 to 206.6 feet	Driveway				REF		
12710	167.3 to 175.2 feet	Cross Slope (Driveway)	2.0-3.0%	5 ft	40	SF	$40	**$1,580**
41500	174.5 to 175.5 feet	Vertical Change	-1.1	5 ft	5	REF		
12712	175.2 to 182.1 feet	Cross Slope (Driveway)	4.0-5.0%	5 ft	35	SF	$40	**$1,380**
44551	178.2 to 179.2 feet	Vertical Change	-.55	5 ft	5	REF		
57162	178.3 to 179.3 feet	Vertical Change	.68	5 ft	5	REF		
42817	180.5 to 181.5 feet	Vertical Change	-.66	5 ft	5	REF		
12717	182.1 to 189.3 feet	Cross Slope (Driveway)	2.0-3.0%	5 ft	36	SF	$40	**$1,440**
42508	183.6 to 184.6 feet	Vertical Change	-.69	5 ft	5	REF		

Funding Source: TBD **Year to be Completed** TBD

Street Side	Run ID	Survey Street Name	Starting Street Name	End Street Name	Priority
S	1908230948	CHERRY WAY	WALNUT WAY	SANTA CRUZ BLVD	94.25

ID	Dist. from Corner	Barrier Type	As-is Measurement/Notes	Sidewalk Width	Qty	Unit	Cost	Total
42249	186.8 to 187.8 feet	Vertical Change	-.72	5 ft	5	REF		
42423	189.9 to 190.9 feet	Vertical Change	-.7	5 ft	5	REF		
42710	193.2 to 194.2 feet	Vertical Change	-.67	5 ft	5	REF		
42711	196.4 to 197.4 feet	Vertical Change	-.67	5 ft	5	REF		
43966	199.9 to 200.9 feet	Vertical Change	-.58	5 ft	5	REF		
12718	200.3 to 203.7 feet	Cross Slope (Driveway)	2.0-3.0%	5 ft	17	SF	$40	**$680**
42509	203.3 to 204.3 feet	Vertical Change	-.69	5 ft	5	REF		
12720	203.7 to 207.8 feet	Cross Slope (Driveway)	4.0-5.0%	5 ft	21	SF	$40	**$820**
43041	206.9 to 207.9 feet	Vertical Change	-.64	5 ft	5	REF		
12723	208.7 to 219.2 feet	Cross Slope (PAR)	2.0-3.0%	5 ft	53	SF	$120	**$6,300**
41610	209.1 to 210.1 feet	Vertical Change	-.97	5 ft	5	REF		
58647	213.3 to 238.3 feet	Driveway				REF		
41872	215.4 to 218.2 feet	Vertical Change	-.81	5 ft	14	REF		
45339	219.1 to 220.1 feet	Vertical Change	-.51	5 ft	5	REF		
12725	222.4 to 236.0 feet	Cross Slope (Driveway)	9.0-10.0%	5 ft	68	SF	$40	**$2,720**
42818	228.8 to 229.8 feet	Vertical Change	-.66	5 ft	5	REF		
12729	236.0 to 237.0 feet	Cross Slope (Driveway)	7.0-8.0%	5 ft	5	SF	$40	**$200**
44552	238.8 to 244.0 feet	Vertical Change	-.55	5 ft	26	SF	$75	**$1,950**
54106	246.9 to 247.9 feet	Vertical Change	-.25	5 ft	5	LF	$75	**$375**
42819	248.9 to 249.9 feet	Vertical Change	-.66	5 ft	5	SF	$75	**$375**
42933	258.5 to 259.5 feet	Vertical Change	-.65	5 ft	5	SF	$75	**$375**
12730	266.0 to 268.3 feet	Cross Slope (PAR)	2.0-3.0%	5 ft	12	SF	$120	**$1,380**
44344	268.3 to 269.3 feet	Vertical Change	-.56	5 ft	5	REF		
42820	277.8 to 278.8 feet	Vertical Change	-.66	5 ft	5	SF	$75	**$375**
58648	280.8 to 307.6 feet	Driveway				REF		
45838	285.0 to 288.4 feet	Vertical Change	-.49	5 ft	17	REF		
12731	287.3 to 301.6 feet	Cross Slope (Driveway)	2.0-3.0%	5 ft	72	SF	$40	**$2,860**
57154	289.4 to 290.4 feet	Vertical Change	.66	5 ft	5	REF		

Funding Source: TBD **Year to be Completed** TBD

Street Side	Run ID	Survey Street Name	Starting Street Name	End Street Name	Priority
S	1908230948	CHERRY WAY	WALNUT WAY	SANTA CRUZ BLVD	94.25

ID	Dist. from Corner	Barrier Type	As-is Measurement/Notes	Sidewalk Width	Qty	Unit	Cost	Total
42612	290.8 to 291.8 feet	Vertical Change	-.68	5 ft	5	REF		
43646	294.4 to 295.4 feet	Vertical Change	-.6	5 ft	5	REF		
42202	297.9 to 298.9 feet	Vertical Change	-.73	5 ft	5	REF		
42613	301.0 to 302.0 feet	Vertical Change	-.68	5 ft	5	REF		
12735	301.6 to 307.1 feet	Cross Slope (Driveway)	4.0-5.0%	5 ft	28	SF	$40	**$1,100**
47686	304.2 to 305.2 feet	Vertical Change	-.41	5 ft	5	REF		
47423	307.8 to 311.1 feet	Vertical Change	-.42	5 ft	17	REF		
58649	311.8 to 340.1 feet	Driveway				REF		
48922	315.2 to 319.9 feet	Vertical Change	-.37	5 ft	23	REF		
12737	320.4 to 323.4 feet	Cross Slope (Driveway)	2.0-3.0%	5 ft	15	SF	$40	**$600**
44146	322.6 to 323.6 feet	Vertical Change	-.57	5 ft	5	REF		
45144	325.9 to 326.9 feet	Vertical Change	-.52	5 ft	5	REF		
43490	329.0 to 330.0 feet	Vertical Change	-.61	5 ft	5	REF		
42614	332.6 to 333.6 feet	Vertical Change	-.68	5 ft	5	REF		
44553	336.0 to 337.0 feet	Vertical Change	-.55	5 ft	5	REF		
12738	336.3 to 340.8 feet	Cross Slope (Driveway)	2.0-3.0%	5 ft	23	SF	$40	**$900**
42510	339.4 to 342.6 feet	Vertical Change	-.69	5 ft	16	REF		
46052	349.2 to 350.2 feet	Vertical Change	-.48	5 ft	5	LF	$75	**$375**
53797	366.5 to 367.5 feet	Vertical Change	-.26	5 ft	5	LF	$75	**$375**
43801	368.3 to 369.3 feet	Vertical Change	-.59	5 ft	5	SF	$75	**$375**
12739	370.6 to 372.7 feet	Cross Slope (PAR)	2.0-3.0%	5 ft	11	SF	$120	**$1,260**
58650	371.3 to 408.7 feet	Driveway				REF		
46947	373.8 to 378.9 feet	Vertical Change	-.44	5 ft	26	REF		
12740	380.8 to 401.4 feet	Cross Slope (Driveway)	6.0-7.0%	5 ft	103	SF	$40	**$4,120**
43326	388.6 to 389.6 feet	Vertical Change	-.62	5 ft	5	REF		
44962	398.2 to 399.2 feet	Vertical Change	-.53	5 ft	5	REF		
12744	401.4 to 406.8 feet	Cross Slope (Driveway)	8.0-9.0%	5 ft	27	SF	$40	**$1,080**
40377	406.0 to 408.1 feet	Running Slope	6.0-7.0%	5 ft	11	REF		

Funding Source: TBD **Year to be Completed** TBD

Street Side	Run ID	Survey Street Name	Starting Street Name	End Street Name	Priority
S	1908230948	CHERRY WAY	WALNUT WAY	SANTA CRUZ BLVD	94.25

ID	Dist. from Corner	Barrier Type	As-is Measurement/Notes	Sidewalk Width	Qty	Unit	Cost	Total
43327	409.2 to 414.2 feet	Vertical Change	-.62	5 ft	25	REF		
58651	417.4 to 443.6 feet	Driveway				REF		
52304	419.8 to 424.9 feet	Vertical Change	-.29	5 ft	26	REF		
12745	423.1 to 424.2 feet	Cross Slope (Driveway)	2.0-3.0%	5 ft	6	SF	$40	**$220**
12746	426.7 to 432.0 feet	Cross Slope (Driveway)	6.0-7.0%	5 ft	27	SF	$40	**$1,060**
12748	432.0 to 442.6 feet	Cross Slope (Driveway)	8.0-9.0%	5 ft	53	SF	$40	**$2,120**
43328	433.8 to 434.8 feet	Vertical Change	-.62	5 ft	5	REF		
40378	441.4 to 443.7 feet	Running Slope	5.0-6.0%	5 ft	12	REF		
43967	444.5 to 448.4 feet	Vertical Change	-.58	5 ft	20	REF		
12750	445.7 to 449.2 feet	Cross Slope (PAR)	3.0-4.0%	5 ft	18	SF	$120	**$2,100**
12752	449.2 to 455.0 feet	Cross Slope (PAR)	5.0-6.0%	5 ft	29	SF	$120	**$3,480**
48357	452.3 to 453.3 feet	Vertical Change	-.39	5 ft	5	REF		
12754	455.0 to 457.6 feet	Cross Slope (PAR)	3.0-4.0%	5 ft	13	SF	$120	**$1,560**
43647	456.7 to 457.7 feet	Vertical Change	-.6	5 ft	5	REF		
12755	457.6 to 459.9 feet	Cross Slope (PAR)	2.0-3.0%	5 ft	12	SF	$120	**$1,380**

TOTAL COST FOR: S *side of* **CHERRY WAY** *Starting at:* **WALNUT WAY** **$85,160.00**

Funding Source: TBD **Year to be Completed** TBD

Street Side	Run ID	Survey Street Name	Starting Street Name	End Street Name	Priority
W	51909231617	CHESTNUT DR	BLOSSOM DR	CAMELLIA DR	51.5

ID	Dist. from Corner	Barrier Type	As-is Measurement/Notes	Sidewalk Width	Qty	Unit	Cost	Total
28235	11.5 to 21.8 feet	Cross Slope (PAR)	2.0-3.0%	6 ft	57	SF	$120	**$6,798**
28238	46.3 to 52.9 feet	Cross Slope (PAR)	2.0-3.0%	6 ft	36	SF	$120	**$4,356**
59607	50.9 to 69.0 feet	Driveway				REF		
28241	57.3 to 63.0 feet	**Cross Slope (Driveway)**	8.0-9.0%	6 ft	31	SF	$40	**$1,254**
47705	62.1 to 63.1 feet	**Vertical Change**	-.4	6 ft	6	REF		
28243	63.8 to 69.5 feet	**Cross Slope (Driveway)**	5.0-6.0%	6 ft	31	SF	$40	**$1,254**
28245	70.8 to 71.9 feet	Cross Slope (PAR)	2.0-3.0%	6 ft	6	SF	$120	**$726**
59608	81.3 to 103.5 feet	Driveway				REF		
55331	82.0 to 83.0 feet	**Vertical Change**	.3	6 ft	6	REF		
28246	84.3 to 85.3 feet	**Cross Slope (Driveway)**	2.0-3.0%	6 ft	6	SF	$40	**$220**
28247	88.7 to 102.1 feet	**Cross Slope (Driveway)**	9.0-10.0%	6 ft	74	SF	$40	**$2,948**
28253	103.8 to 104.8 feet	**Cross Slope (Driveway)**	4.0-5.0%	6 ft	6	SF	$40	**$220**
28254	105.3 to 107.3 feet	Cross Slope (PAR)	2.0-3.0%	6 ft	11	SF	$120	**$1,320**
28255	112.2 to 115.0 feet	Cross Slope (PAR)	2.0-3.0%	6 ft	15	SF	$120	**$1,848**
51009	164.2 to 165.2 feet	**Vertical Change**	-.3	6 ft	6	LF	$75	**$413**
59609	168.4 to 189.6 feet	Driveway				REF		
51010	169.4 to 170.4 feet	**Vertical Change**	-.3	6 ft	6	REF		
28256	175.8 to 192.3 feet	**Cross Slope (Driveway)**	8.0-9.0%	6 ft	91	SF	$40	**$3,630**

TOTAL COST FOR: W *side of* **CHESTNUT DR** *Starting at:* **BLOSSOM DR** **$24,986.50**

Funding Source: TBD **Year to be Completed** TBD

Street Side	Run ID	Survey Street Name	Starting Street Name	End Street Name	Priority
E	51909231610	CHESTNUT DR	CAMELLIA DR	BLOSSOM DR	21

ID	Dist. from Corner	Barrier Type	As-is Measurement/Notes	Sidewalk Width	Qty	Unit	Cost	Total
28145	14.8 to 20.3 feet	Cross Slope (PAR)	2.0-3.0%	6 ft	30	SF	$120	**$3,630**
28146	39.6 to 43.0 feet	Cross Slope (PAR)	2.0-3.0%	6 ft	19	SF	$120	**$2,244**
28147	51.3 to 53.3 feet	Cross Slope (PAR)	2.0-3.0%	6 ft	11	SF	$120	**$1,320**
28148	58.8 to 74.3 feet	Cross Slope (PAR)	2.0-3.0%	6 ft	85	SF	$120	**$10,230**
55324	78.2 to 79.2 feet	**Vertical Change**	.3	6 ft	6	LF	$75	**$413**
28153	81.3 to 103.5 feet	Cross Slope (PAR)	2.0-3.0%	6 ft	122	SF	$120	**$14,652**
28157	107.2 to 120.1 feet	Cross Slope (PAR)	2.0-3.0%	6 ft	71	SF	$120	**$8,514**
28159	124.6 to 130.0 feet	Cross Slope (PAR)	2.0-3.0%	6 ft	30	SF	$120	**$3,564**
55325	156.3 to 157.3 feet	**Vertical Change**	.3	6 ft	6	LF	$75	**$413**

TOTAL COST FOR: E *side of* **CHESTNUT DR** *Starting at:* **CAMELLIA DR** **$44,979.00**

Funding Source: TBD **Year to be Completed** TBD

Street Side	Run ID	Survey Street Name	Starting Street Name	End Street Name	Priority
NE	1908201139	CHOWCHILLA BLVD	PROSPERITY RD	ROBERTSON BLVD	92.25

ID	Dist. from Corner	Barrier Type	As-is Measurement/Notes	Sidewalk Width	Qty	Unit	Cost	Total
46770	19.7 to 20.7 feet	Vertical Change	-.44	8 ft	8	LF	$75	$563
840	30.8 to 50.6 feet	Cross Slope (PAR)	2.0-3.0%	8 ft	149	SF	$120	$17,820
841	78.3 to 98.9 feet	Cross Slope (PAR)	2.0-3.0%	8 ft	155	SF	$120	$18,540
47873	84.5 to 85.5 feet	Vertical Change	-.4	8 ft	8	REF		
51920	89.7 to 90.7 feet	Vertical Change	-.29	8 ft	8	REF		
57724	97.2 to 142.5 feet	Driveway				REF		
46771	97.9 to 98.9 feet	Vertical Change	-.44	8 ft	8	REF		
57133	97.9 to 98.9 feet	Vertical Change	.62	8 ft	8	REF		
845	98.9 to 100.0 feet	Cross Slope (Driveway)	4.0-5.0%	8 ft	8	SF	$40	$330
846	100.9 to 141.1 feet	Cross Slope (Driveway)	6.0-7.0%	8 ft	302	SF	$40	$12,060
39979	137.8 to 138.8 feet	Running Slope	5.0-6.0%	8 ft	8	REF		
850	143.2 to 225.1 feet	Cross Slope (PAR)	2.0-3.0%	8 ft	614	SF	$120	$73,710
53832	144.0 to 145.0 feet	Vertical Change	-.25	8 ft	8	REF		
52341	198.3 to 199.3 feet	Vertical Change	-.28	8 ft	8	REF		
53312	204.3 to 205.3 feet	Vertical Change	-.26	8 ft	8	REF		
57725	221.8 to 269.4 feet	Driveway				REF		
52342	224.5 to 225.5 feet	Vertical Change	-.28	8 ft	8	REF		
861	226.9 to 267.8 feet	Cross Slope (Driveway)	7.0-8.0%	8 ft	307	SF	$40	$12,270
39980	265.5 to 267.0 feet	Running Slope	6.0-7.0%	8 ft	11	REF		
867	267.8 to 268.8 feet	Cross Slope (Driveway)	5.0-6.0%	8 ft	8	SF	$40	$300
868	270.2 to 293.9 feet	Cross Slope (PAR)	2.0-3.0%	8 ft	178	SF	$120	$21,330
57726	291.9 to 338.1 feet	Driveway				REF		
870	298.8 to 323.2 feet	Cross Slope (Driveway)	10.0-11.0%	8 ft	183	SF	$40	$7,320
49900	308.6 to 309.6 feet	Vertical Change	-.33	8 ft	8	REF		
874	323.2 to 334.5 feet	Cross Slope (Driveway)	8.0-9.0%	8 ft	85	SF	$40	$3,390
47874	323.5 to 324.5 feet	Vertical Change	-.4	8 ft	8	REF		
39981	332.4 to 335.2 feet	Running Slope	5.0-6.0%	8 ft	21	REF		
876	337.9 to 339.0 feet	Cross Slope (Driveway)	2.0-3.0%	8 ft	8	SF	$40	$330

Funding Source: TBD **Year to be Completed** TBD

Street Side	Run ID	Survey Street Name	Starting Street Name	End Street Name	Priority
NE	1908201139	CHOWCHILLA BLVD	PROSPERITY RD	ROBERTSON BLVD	92.25

ID	Dist. from Corner	Barrier Type	As-is Measurement/Notes	Sidewalk Width	Qty	Unit	Cost	Total
57336	350.2 to 354.1 feet	**Vertical Change**	.94	8 ft	29	SF	$75	**$2,194**
877	354.5 to 412.2 feet	Cross Slope (PAR)	2.0-3.0%	8 ft	433	SF	$120	**$51,930**
53313	387.4 to 388.4 feet	**Vertical Change**	-.26	8 ft	8	REF		
47210	414.9 to 415.9 feet	**Vertical Change**	-.42	8 ft	8	LF	$75	**$563**
884	417.0 to 419.5 feet	Cross Slope (PAR)	3.0-4.0%	8 ft	19	SF	$120	**$2,250**
885	419.5 to 423.0 feet	Cross Slope (PAR)	2.0-3.0%	8 ft	26	SF	$120	**$3,150**
51921	428.9 to 429.9 feet	**Vertical Change**	-.29	8 ft	8	LF	$75	**$563**
886	430.0 to 435.1 feet	Cross Slope (PAR)	2.0-3.0%	8 ft	38	SF	$120	**$4,590**

TOTAL COST FOR: NE *side of* **CHOWCHILLA BLVD** *Starting at:* **PROSPERITY RD** **$233,201.25**

Funding Source: TBD **Year to be Completed** TBD

Street Side	Run ID	Survey Street Name	Starting Street Name	End Street Name	Priority
W/S	1908201047	CHOWCHILLA BLVD	PROSPERITY RD	SIDEWALK ENDS	82

ID	Dist. from Corner	Barrier Type	As-is Measurement/Notes	Sidewalk Width	Qty	Unit	Cost	Total
53300	4.5 to 5.5 feet	Vertical Change	-.26	8 ft	8	LF	$75	$563
517	8.3 to 10.6 feet	Cross Slope (PAR)	2.0-3.0%	8 ft	17	SF	$120	$2,070
51915	14.8 to 15.8 feet	Vertical Change	-.29	8 ft	8	LF	$75	$563
518	22.1 to 111.8 feet	Cross Slope (PAR)	2.0-3.0%	8 ft	673	SF	$120	$80,730
43843	32.4 to 33.4 feet	Vertical Change	-.58	8 ft	8	REF		
50603	45.3 to 46.3 feet	Vertical Change	-.31	8 ft	8	REF		
43362	52.1 to 53.1 feet	Vertical Change	-.61	8 ft	8	REF		
52334	72.1 to 73.1 feet	Vertical Change	-.28	8 ft	8	REF		
49895	77.2 to 78.2 feet	Vertical Change	-.33	8 ft	8	REF		
53301	80.5 to 81.5 feet	Vertical Change	-.26	8 ft	8	REF		
47205	112.3 to 113.3 feet	Vertical Change	-.42	8 ft	8	LF	$75	$563
45672	116.5 to 118.6 feet	Vertical Change	-.49	8 ft	16	LF	$75	$1,181
524	122.0 to 123.2 feet	Cross Slope (PAR)	2.0-3.0%	8 ft	9	SF	$120	$1,080
525	128.8 to 249.1 feet	Cross Slope (PAR)	2.0-3.0%	8 ft	902	SF	$120	$108,270
45186	134.0 to 135.0 feet	Vertical Change	-.51	8 ft	8	REF		
52335	144.7 to 145.7 feet	Vertical Change	-.28	8 ft	8	REF		
43688	146.3 to 147.3 feet	Vertical Change	-.59	8 ft	8	REF		
53302	155.2 to 156.2 feet	Vertical Change	-.26	8 ft	8	REF		
48399	165.4 to 166.4 feet	Vertical Change	-.38	8 ft	8	REF		
51506	225.5 to 226.5 feet	Vertical Change	-.3	8 ft	8	REF		
48668	236.3 to 237.3 feet	Vertical Change	-.37	8 ft	8	REF		
539	253.2 to 258.0 feet	Cross Slope (PAR)	2.0-3.0%	8 ft	36	SF	$120	$4,320
52336	261.8 to 262.8 feet	Vertical Change	-.28	8 ft	8	LF	$75	$563
540	263.8 to 267.6 feet	Cross Slope (PAR)	2.0-3.0%	8 ft	29	SF	$120	$3,420
41924	268.6 to 269.6 feet	Vertical Change	-.79	8 ft	8	SF	$75	$563
541	285.1 to 287.5 feet	Cross Slope (PAR)	2.0-3.0%	8 ft	18	SF	$120	$2,160
542	313.6 to 315.2 feet	Cross Slope (PAR)	2.0-3.0%	8 ft	12	SF	$120	$1,440
543	319.6 to 329.7 feet	Cross Slope (PAR)	2.0-3.0%	8 ft	76	SF	$120	$9,090

Funding Source: TBD **Year to be Completed** TBD

Street Side	Run ID	Survey Street Name	Starting Street Name	End Street Name	Priority
W/S	1908201047	CHOWCHILLA BLVD	PROSPERITY RD	SIDEWALK ENDS	82

ID	Dist. from Corner	Barrier Type	As-is Measurement/Notes	Sidewalk Width	Qty	Unit	Cost	Total
TOTAL COST FOR: W/S	*side of* **CHOWCHILLA BLVD**	*Starting at:* **PROSPERITY RD**						**$216,573.75**

Funding Source: TBD **Year to be Completed** TBD

Street Side	Run ID	Survey Street Name	Starting Street Name	End Street Name	Priority
NE	1908200948	CHOWCHILLA BLVD	ROBERTSON BLVD	SIDEWALK ENDS	103.25

ID	Dist. from Corner	Barrier Type	As-is Measurement/Notes	Sidewalk Width	Qty	Unit	Cost	Total
234	0.0 to 19.2 feet	Cross Slope (PAR)	2.0-3.0%	8 ft	144	SF	$120	**$17,280**
1	0.8 to 1.8 feet	Continuous Width		8 ft	8	SF	$120	**$900**
46978	4.0 to 5.0 feet	Vertical Change	-.43	8 ft	8	REF		
57699	13.8 to 61.6 feet	Driveway				REF		
52326	17.0 to 18.0 feet	Vertical Change	-.28	8 ft	8	REF		
237	21.2 to 59.7 feet	Cross Slope (Driveway)	7.0-8.0%	8 ft	289	SF	$40	**$11,550**
46526	39.9 to 40.9 feet	Vertical Change	-.45	8 ft	8	REF		
39961	57.5 to 59.4 feet	Running Slope	5.0-6.0%	8 ft	14	REF		
240	62.7 to 108.0 feet	Cross Slope (PAR)	2.0-3.0%	8 ft	340	SF	$120	**$40,770**
47450	62.9 to 63.9 feet	Vertical Change	-.41	8 ft	8	REF		
49240	74.6 to 75.6 feet	Vertical Change	-.35	8 ft	8	REF		
53291	91.7 to 92.7 feet	Vertical Change	-.26	8 ft	8	REF		
52327	96.2 to 97.2 feet	Vertical Change	-.28	8 ft	8	REF		
57700	104.6 to 152.6 feet	Driveway				REF		
47451	107.1 to 108.1 feet	Vertical Change	-.41	8 ft	8	REF		
243	111.1 to 136.7 feet	Cross Slope (Driveway)	8.0-9.0%	8 ft	192	SF	$40	**$7,680**
48103	130.1 to 131.1 feet	Vertical Change	-.39	8 ft	8	REF		
245	136.7 to 148.8 feet	Cross Slope (Driveway)	6.0-7.0%	8 ft	91	SF	$40	**$3,630**
39962	148.1 to 150.0 feet	Running Slope	6.0-7.0%	8 ft	14	REF		
249	148.8 to 150.5 feet	Cross Slope (Driveway)	8.0-9.0%	8 ft	13	SF	$40	**$510**
43090	153.2 to 154.2 feet	Vertical Change	-.63	8 ft	8	REF		
250	153.7 to 197.8 feet	Cross Slope (PAR)	2.0-3.0%	8 ft	331	SF	$120	**$39,690**
42107	169.8 to 170.8 feet	Vertical Change	-.74	8 ft	8	REF		

TOTAL COST FOR: NE *side of* **CHOWCHILLA BLVD** *Starting at:* **ROBERTSON BLVD** **$122,010.00**

Funding Source: TBD **Year to be Completed** TBD

Street Side	Run ID	Survey Street Name	Starting Street Name	End Street Name	Priority
SW	1908201042	CHOWCHILLA BLVD	ROBERTSON BLVD	PROSPERITY RD	92.25

ID	Dist. from Corner	Barrier Type	As-is Measurement/Notes	Sidewalk Width	Qty	Unit	Cost	Total
469	0.0 to 10.8 feet	Cross Slope (PAR)	2.0-3.0%	8 ft	81	SF	$120	**$9,720**
471	10.8 to 14.0 feet	Cross Slope (PAR)	4.0-5.0%	8 ft	24	SF	$120	**$2,880**
57709	28.6 to 67.4 feet	Driveway				REF		
472	33.3 to 34.3 feet	**Cross Slope (Driveway)**	2.0-3.0%	8 ft	8	SF	$40	**$300**
473	36.3 to 64.8 feet	**Cross Slope (Driveway)**	6.0-7.0%	8 ft	214	SF	$40	**$8,550**
43687	49.6 to 50.6 feet	**Vertical Change**	-.59	8 ft	8	REF		
56619	49.8 to 50.8 feet	**Vertical Change**	.42	8 ft	8	REF		
39971	62.0 to 64.6 feet	Running Slope	5.0-6.0%	8 ft	19	REF		
477	67.3 to 68.7 feet	**Cross Slope (Driveway)**	3.0-4.0%	8 ft	11	SF	$40	**$420**
478	68.7 to 76.5 feet	Cross Slope (PAR)	2.0-3.0%	8 ft	59	SF	$120	**$7,020**
480	76.5 to 85.3 feet	Cross Slope (PAR)	4.0-5.0%	8 ft	66	SF	$120	**$7,920**
57710	82.6 to 126.3 feet	Driveway				REF		
43552	83.6 to 84.6 feet	**Vertical Change**	-.6	8 ft	8	REF		
482	85.3 to 90.3 feet	**Cross Slope (Driveway)**	6.0-7.0%	8 ft	38	SF	$40	**$1,500**
484	90.3 to 124.3 feet	**Cross Slope (Driveway)**	8.0-9.0%	8 ft	255	SF	$40	**$10,200**
39972	121.9 to 124.5 feet	Running Slope	5.0-6.0%	8 ft	20	REF		
49571	128.5 to 129.5 feet	**Vertical Change**	-.34	8 ft	8	LF	$75	**$563**
486	131.1 to 146.0 feet	Cross Slope (PAR)	2.0-3.0%	8 ft	112	SF	$120	**$13,410**
53826	151.0 to 152.0 feet	**Vertical Change**	-.25	8 ft	8	LF	$75	**$563**
489	153.5 to 229.9 feet	Cross Slope (PAR)	2.0-3.0%	8 ft	573	SF	$120	**$68,760**
46529	162.6 to 163.6 feet	**Vertical Change**	-.45	8 ft	8	REF		
50601	172.4 to 173.4 feet	**Vertical Change**	-.31	8 ft	8	REF		
48397	182.3 to 183.3 feet	**Vertical Change**	-.38	8 ft	8	REF		
50226	211.9 to 212.9 feet	**Vertical Change**	-.32	8 ft	8	REF		
53827	221.6 to 223.3 feet	**Vertical Change**	-.25	8 ft	13	REF		
57711	225.1 to 257.6 feet	Driveway				REF		
496	232.6 to 254.2 feet	**Cross Slope (Driveway)**	8.0-9.0%	8 ft	162	SF	$40	**$6,480**
47456	238.0 to 239.0 feet	**Vertical Change**	-.41	8 ft	8	REF		

Funding Source: TBD **Year to be Completed** TBD

Street Side	Run ID	Survey Street Name	Starting Street Name	End Street Name	Priority
SW	1908201042	CHOWCHILLA BLVD	ROBERTSON BLVD	PROSPERITY RD	92.25

ID	Dist. from Corner	Barrier Type	As-is Measurement/Notes	Sidewalk Width	Qty	Unit	Cost	Total
500	256.7 to 258.4 feet	Cross Slope (Driveway)	3.0-4.0%	8 ft	13	SF	$40	**$510**
42070	258.0 to 259.0 feet	Vertical Change	-.75	8 ft	8	REF		
501	258.4 to 298.6 feet	Cross Slope (Driveway)	2.0-3.0%	8 ft	302	SF	$40	**$12,060**
52808	268.5 to 269.5 feet	Vertical Change	-.27	8 ft	8	REF		
53829	278.6 to 280.4 feet	Vertical Change	-.25	8 ft	13	REF		
502	305.9 to 341.6 feet	Cross Slope (PAR)	2.0-3.0%	8 ft	268	SF	$120	**$32,130**
49572	309.1 to 310.1 feet	Vertical Change	-.34	8 ft	8	REF		
52332	318.9 to 319.9 feet	Vertical Change	-.28	8 ft	8	REF		
57712	335.6 to 372.4 feet	Driveway				REF		
47870	339.3 to 340.3 feet	Vertical Change	-.4	8 ft	8	REF		
506	343.1 to 356.0 feet	Cross Slope (Driveway)	6.0-7.0%	8 ft	97	SF	$40	**$3,870**
48398	348.1 to 349.1 feet	Vertical Change	-.38	8 ft	8	REF		
508	356.0 to 369.4 feet	Cross Slope (Driveway)	8.0-9.0%	8 ft	101	SF	$40	**$4,020**
45877	356.9 to 357.9 feet	Vertical Change	-.48	8 ft	8	REF		
511	373.3 to 431.7 feet	Cross Slope (PAR)	2.0-3.0%	8 ft	438	SF	$120	**$52,560**
50602	374.9 to 375.9 feet	Vertical Change	-.31	8 ft	8	REF		
52333	383.9 to 384.9 feet	Vertical Change	-.28	8 ft	8	REF		
45878	396.1 to 397.1 feet	Vertical Change	-.48	8 ft	8	REF		
53830	416.3 to 417.3 feet	Vertical Change	-.25	8 ft	8	REF		

TOTAL COST FOR: SW *side of* **CHOWCHILLA BLVD** *Starting at:* **ROBERTSON BLVD** **$243,435.00**

Funding Source: TBD **Year to be Completed** TBD

Street Side	Run ID	Survey Street Name	Starting Street Name	End Street Name	Priority
NE	1908201055	CHOWCHILLA BLVD	SIDEWALK BEGINS	UNNAMED ROAD	56

ID	Dist. from Corner	Barrier Type	As-is Measurement/Notes	Sidewalk Width	Qty	Unit	Cost	Total
46984	27.8 to 28.8 feet	**Vertical Change**	-.43	7 ft	7	REF		
544	28.0 to 73.9 feet	Cross Slope (PAR)	2.0-3.0%	7 ft	321	SF	$120	**$38,556**
49573	51.5 to 52.5 feet	**Vertical Change**	-.34	7 ft	7	REF		
549	73.9 to 103.9 feet	Cross Slope (PAR)	4.0-5.0%	7 ft	210	SF	$120	**$25,200**
47206	91.5 to 92.5 feet	**Vertical Change**	-.42	7 ft	7	REF		
551	103.9 to 109.3 feet	Cross Slope (PAR)	2.0-3.0%	7 ft	38	SF	$120	**$4,536**
552	115.3 to 118.3 feet	Cross Slope (PAR)	2.0-3.0%	7 ft	21	SF	$120	**$2,520**

TOTAL COST FOR: NE *side of* **CHOWCHILLA BLVD** *Starting at:* **SIDEWALK BEGINS** **$70,812.00**

Funding Source: TBD **Year to be Completed** TBD

Street Side	Run ID	Survey Street Name	Starting Street Name	End Street Name	Priority
SW	1908200951	CHOWCHILLA BLVD	SIDEWALK BEGINS	ROBERTSON BLVD	84.25

ID	Dist. from Corner	Barrier Type	As-is Measurement/Notes	Sidewalk Width	Qty	Unit	Cost	Total
255	0.0 to 24.0 feet	Cross Slope (PAR)	3.0-4.0%	8 ft	180	SF	$120	**$21,600**
41784	18.5 to 19.5 feet	**Vertical Change**	-.85	8 ft	8	REF		
54128	18.6 to 19.6 feet	**Vertical Change**	.25	8 ft	8	REF		
46297	21.3 to 25.0 feet	**Vertical Change**	-.46	8 ft	28	REF		
258	24.0 to 34.1 feet	Cross Slope (PAR)	2.0-3.0%	8 ft	76	SF	$120	**$9,090**
57701	27.6 to 91.2 feet	Driveway				REF		
42108	31.0 to 32.0 feet	**Vertical Change**	-.74	8 ft	8	REF		
261	34.1 to 53.8 feet	**Cross Slope (Driveway)**	4.0-5.0%	8 ft	148	SF	$40	**$5,910**
42650	46.7 to 47.7 feet	**Vertical Change**	-.67	8 ft	8	REF		
263	53.8 to 54.8 feet	**Cross Slope (Driveway)**	6.0-7.0%	8 ft	8	SF	$40	**$300**
264	54.8 to 67.3 feet	**Cross Slope (Driveway)**	5.0-6.0%	8 ft	94	SF	$40	**$3,750**
41641	61.6 to 62.6 feet	**Vertical Change**	-.93	8 ft	8	REF		
265	67.3 to 84.8 feet	**Cross Slope (Driveway)**	6.0-7.0%	8 ft	131	SF	$40	**$5,250**
49882	77.3 to 78.3 feet	**Vertical Change**	-.33	8 ft	8	REF		
266	84.8 to 89.7 feet	**Cross Slope (Driveway)**	5.0-6.0%	8 ft	37	SF	$40	**$1,470**
268	89.7 to 90.7 feet	**Cross Slope (Driveway)**	3.0-4.0%	8 ft	8	SF	$40	**$300**
269	90.7 to 91.8 feet	**Cross Slope (Driveway)**	2.0-3.0%	8 ft	8	SF	$40	**$330**
270	96.5 to 124.1 feet	Cross Slope (PAR)	2.0-3.0%	8 ft	207	SF	$120	**$24,840**
52328	98.2 to 99.2 feet	**Vertical Change**	-.28	8 ft	8	REF		
44599	98.3 to 101.5 feet	**Vertical Change**	-.54	8 ft	24	REF		
43361	107.0 to 108.0 feet	**Vertical Change**	-.61	8 ft	8	REF		
42364	124.6 to 125.6 feet	**Vertical Change**	-.7	8 ft	8	SF	$75	**$563**
272	128.0 to 133.1 feet	Cross Slope (PAR)	2.0-3.0%	8 ft	38	SF	$120	**$4,590**
57702	129.1 to 179.3 feet	Driveway				REF		
45873	132.2 to 133.2 feet	**Vertical Change**	-.48	8 ft	8	REF		
274	135.7 to 175.9 feet	**Cross Slope (Driveway)**	7.0-8.0%	8 ft	302	SF	$40	**$12,060**
46979	147.2 to 148.2 feet	**Vertical Change**	-.43	8 ft	8	REF		
46298	163.4 to 164.4 feet	**Vertical Change**	-.46	8 ft	8	REF		

Funding Source: TBD **Year to be Completed** TBD

Street Side	Run ID	Survey Street Name	Starting Street Name	End Street Name	Priority
SW	1908200951	CHOWCHILLA BLVD	SIDEWALK BEGINS	ROBERTSON BLVD	84.25

ID	Dist. from Corner	Barrier Type	As-is Measurement/Notes	Sidewalk Width	Qty	Unit	Cost	Total
39963	174.5 to 176.8 feet	Running Slope	6.0-7.0%	8 ft	17	REF		
280	175.9 to 177.9 feet	Cross Slope (Driveway)	5.0-6.0%	8 ft	15	SF	$40	**$600**
282	177.9 to 193.6 feet	Cross Slope (Driveway)	3.0-4.0%	8 ft	118	SF	$40	**$4,710**
44012	178.3 to 179.3 feet	Vertical Change	-.57	8 ft	8	REF		
44388	188.5 to 189.5 feet	Vertical Change	-.55	8 ft	8	REF		

TOTAL COST FOR: SW *side of* **CHOWCHILLA BLVD** *Starting at:* **SIDEWALK BEGINS** **$95,362.50**

Funding Source: TBD **Year to be Completed** TBD

Street Side	Run ID	Survey Street Name	Starting Street Name	End Street Name	Priority
NE	1908201059	CHOWCHILLA BLVD	UNNAMED ROAD	SIDEWALK ENDS	120.75

ID	Dist. from Corner	Barrier Type	As-is Measurement/Notes	Sidewalk Width	Qty	Unit	Cost	Total
553	0.0 to 10.8 feet	Cross Slope (PAR)	4.0-5.0%	8 ft	81	SF	$120	**$9,720**
555	10.8 to 25.0 feet	Cross Slope (PAR)	2.0-3.0%	8 ft	107	SF	$120	**$12,780**
556	27.3 to 34.5 feet	Cross Slope (PAR)	2.0-3.0%	8 ft	54	SF	$120	**$6,480**
557	37.3 to 115.5 feet	Cross Slope (PAR)	2.0-3.0%	8 ft	587	SF	$120	**$70,380**
566	122.3 to 123.8 feet	Cross Slope (PAR)	2.0-3.0%	8 ft	11	SF	$120	**$1,350**
53303	133.8 to 134.8 feet	**Vertical Change**	-.26	8 ft	8	LF	$75	**$563**
567	141.7 to 193.3 feet	Cross Slope (PAR)	2.0-3.0%	8 ft	387	SF	$120	**$46,440**
57713	188.5 to 228.8 feet	Driveway				REF		
571	196.7 to 206.2 feet	**Cross Slope (Driveway)**	9.0-10.0%	8 ft	71	SF	$40	**$2,850**
573	206.2 to 212.3 feet	**Cross Slope (Driveway)**	11.0-12.0%	8 ft	46	SF	$40	**$1,830**
575	212.3 to 226.0 feet	**Cross Slope (Driveway)**	9.0-10.0%	8 ft	103	SF	$40	**$4,110**
39973	225.5 to 226.8 feet	Running Slope	8.0-9.0%	8 ft	10	REF		
578	229.3 to 231.1 feet	**Cross Slope (Driveway)**	3.0-4.0%	8 ft	14	SF	$40	**$540**
579	231.1 to 263.7 feet	Cross Slope (PAR)	2.0-3.0%	8 ft	245	SF	$120	**$29,340**
581	263.7 to 300.3 feet	Cross Slope (PAR)	4.0-5.0%	8 ft	275	SF	$120	**$32,940**
585	300.3 to 303.4 feet	Cross Slope (PAR)	2.0-3.0%	8 ft	23	SF	$120	**$2,790**
39974	302.9 to 304.2 feet	Running Slope	5.0-6.0%	8 ft	10	REF		
57478	306.5 to 307.5 feet	**Vertical Change**	1.57	8 ft	8	SF	$75	**$563**
57714	306.5 to 349.3 feet	Driveway				REF		
41202	307.6 to 308.6 feet	**Vertical Change**	-2.38	8 ft	8	REF		
39975	307.6 to 309.2 feet	Running Slope	7.0-8.0%	8 ft	12	REF		
586	311.3 to 317.4 feet	**Cross Slope (Driveway)**	5.0-6.0%	8 ft	46	SF	$40	**$1,830**
587	317.4 to 323.9 feet	**Cross Slope (Driveway)**	6.0-7.0%	8 ft	49	SF	$40	**$1,950**
588	325.0 to 338.7 feet	**Cross Slope (Driveway)**	5.0-6.0%	8 ft	103	SF	$40	**$4,110**
589	338.7 to 346.1 feet	**Cross Slope (Driveway)**	6.0-7.0%	8 ft	56	SF	$40	**$2,220**
590	346.1 to 351.8 feet	**Cross Slope (Driveway)**	5.0-6.0%	8 ft	43	SF	$40	**$1,710**
48669	348.6 to 350.8 feet	**Vertical Change**	-.37	8 ft	17	REF		
592	351.8 to 362.0 feet	Cross Slope (PAR)	3.0-4.0%	8 ft	77	SF	$120	**$9,180**

Funding Source: TBD **Year to be Completed** TBD

Street Side	Run ID	Survey Street Name	Starting Street Name	End Street Name	Priority
NE	1908201059	CHOWCHILLA BLVD	UNNAMED ROAD	SIDEWALK ENDS	120.75

ID	Dist. from Corner	Barrier Type	As-is Measurement/Notes	Sidewalk Width	Qty	Unit	Cost	Total
57715	356.4 to 386.9 feet	Driveway				REF		
43093	359.6 to 360.6 feet	Vertical Change	-.63	8 ft	8	REF		
48671	360.9 to 361.9 feet	Vertical Change	-.37	8 ft	8	REF		
594	362.0 to 363.5 feet	Cross Slope (Driveway)	5.0-6.0%	8 ft	11	SF	$40	**$450**
595	363.5 to 368.8 feet	Cross Slope (Driveway)	6.0-7.0%	8 ft	40	SF	$40	**$1,590**
51916	366.5 to 367.5 feet	Vertical Change	-.29	8 ft	8	REF		
596	368.8 to 375.2 feet	Cross Slope (Driveway)	5.0-6.0%	8 ft	48	SF	$40	**$1,920**
598	375.2 to 379.6 feet	Cross Slope (Driveway)	3.0-4.0%	8 ft	33	SF	$40	**$1,320**
599	379.6 to 431.4 feet	Cross Slope (Driveway)	2.0-3.0%	8 ft	389	SF	$40	**$15,540**
39976	381.3 to 384.2 feet	Running Slope	7.0-8.0%	8 ft	22	REF		
52809	384.6 to 387.1 feet	Vertical Change	-.27	8 ft	19	REF		
44809	396.1 to 397.1 feet	Vertical Change	-.53	8 ft	8	REF		
49896	406.0 to 410.0 feet	Vertical Change	-.33	8 ft	30	REF		
46767	415.8 to 416.8 feet	Vertical Change	-.44	8 ft	8	REF		
601	431.4 to 447.4 feet	Cross Slope (PAR)	4.0-5.0%	8 ft	120	SF	$120	**$14,400**
44995	434.0 to 435.0 feet	Vertical Change	-.52	8 ft	8	REF		
57716	440.5 to 474.9 feet	Driveway				REF		
43363	442.9 to 443.9 feet	Vertical Change	-.61	8 ft	8	REF		
49245	445.3 to 446.3 feet	Vertical Change	-.35	8 ft	8	REF		
605	447.4 to 465.2 feet	Cross Slope (Driveway)	6.0-7.0%	8 ft	134	SF	$40	**$5,340**
47457	451.5 to 452.5 feet	Vertical Change	-.41	8 ft	8	REF		
51917	461.1 to 462.1 feet	Vertical Change	-.29	8 ft	8	REF		
607	465.2 to 472.7 feet	Cross Slope (Driveway)	8.0-9.0%	8 ft	56	SF	$40	**$2,250**
46985	470.4 to 471.4 feet	Vertical Change	-.43	8 ft	8	REF		
609	472.7 to 474.9 feet	Cross Slope (Driveway)	6.0-7.0%	8 ft	17	SF	$40	**$660**

TOTAL COST FOR: NE *side of* **CHOWCHILLA BLVD** *Starting at:* **UNNAMED ROAD** **$287,145.00**

Funding Source: TBD **Year to be Completed** TBD

Street Side	Run ID	Survey Street Name	Starting Street Name	End Street Name	Priority
W	1908221003	CIRCLE DR	AMADOR ST	VENTURA AVE	99.25

ID	Dist. from Corner	Barrier Type	As-is Measurement/Notes	Sidewalk Width	Qty	Unit	Cost	Total
6380	11.1 to 17.8 feet	Cross Slope (PAR)	2.0-3.0%	5 ft	30	SF	$120	**$3,618**
58081	26.2 to 44.8 feet	Driveway				REF		
45945	32.2 to 33.2 feet	**Vertical Change**	-.48	5 ft	5	REF		
6381	35.3 to 42.2 feet	**Cross Slope (Driveway)**	11.0-12.0%	5 ft	31	SF	$40	**$1,242**
43250	44.0 to 45.0 feet	**Vertical Change**	-.62	5 ft	5	REF		
6383	46.0 to 52.6 feet	Cross Slope (PAR)	2.0-3.0%	5 ft	30	SF	$120	**$3,564**
6384	70.7 to 119.4 feet	Cross Slope (PAR)	2.0-3.0%	5 ft	219	SF	$120	**$26,298**
58082	115.2 to 140.6 feet	Driveway				REF		
6388	124.0 to 137.9 feet	**Cross Slope (Driveway)**	11.0-12.0%	5 ft	63	SF	$40	**$2,502**
41592	129.6 to 130.6 feet	**Vertical Change**	-.99	5 ft	5	REF		
40237	137.6 to 139.1 feet	Running Slope	5.0-6.0%	5 ft	7	REF		
6391	141.5 to 147.5 feet	Cross Slope (PAR)	2.0-3.0%	5 ft	27	SF	$120	**$3,240**
58083	143.4 to 168.4 feet	Driveway				REF		
6392	151.3 to 165.0 feet	**Cross Slope (Driveway)**	14.0-15.0%	5 ft	62	SF	$40	**$2,466**
40238	164.7 to 165.8 feet	Running Slope	7.0-8.0%	5 ft	5	REF		
6396	168.9 to 181.3 feet	Cross Slope (PAR)	3.0-4.0%	5 ft	56	SF	$120	**$6,696**
6397	181.3 to 186.7 feet	Cross Slope (PAR)	2.0-3.0%	5 ft	24	SF	$120	**$2,916**
6398	202.2 to 279.8 feet	Cross Slope (PAR)	2.0-3.0%	5 ft	349	SF	$120	**$41,904**
53067	215.6 to 216.6 feet	**Vertical Change**	-.27	5 ft	5	REF		
6404	279.8 to 292.3 feet	Cross Slope (PAR)	4.0-5.0%	5 ft	56	SF	$120	**$6,750**
58084	287.4 to 328.8 feet	Driveway				REF		
56952	292.8 to 293.8 feet	**Vertical Change**	.55	5 ft	5	REF		
6406	297.2 to 302.8 feet	**Cross Slope (Driveway)**	13.014	5 ft	25	SF	$40	**$1,008**
6408	302.8 to 308.3 feet	**Cross Slope (Driveway)**	>15%	5 ft	25	SF	$40	**$990**
6410	308.3 to 309.3 feet	**Cross Slope (Driveway)**	13.014	5 ft	5	SF	$40	**$180**
43398	311.9 to 312.9 feet	**Vertical Change**	-.61	5 ft	5	REF		
6411	315.6 to 325.7 feet	**Cross Slope (Driveway)**	13.014	5 ft	45	SF	$40	**$1,818**
47305	328.6 to 329.6 feet	**Vertical Change**	-.42	5 ft	5	REF		
6414	329.6 to 330.6 feet	Cross Slope (PAR)	2.0-3.0%	5 ft	5	SF	$120	**$540**

Funding Source: TBD **Year to be Completed** TBD

Street Side	Run ID	Survey Street Name	Starting Street Name	End Street Name	Priority
W	1908221003	CIRCLE DR	AMADOR ST	VENTURA AVE	99.25

ID	Dist. from Corner	Barrier Type	As-is Measurement/Notes	Sidewalk Width	Qty	Unit	Cost	Total
6415	333.2 to 394.6 feet	Cross Slope (PAR)	2.0-3.0%	5 ft	276	SF	$120	**$33,156**
46613	344.5 to 345.5 feet	**Vertical Change**	-.45	5 ft	5	REF		
47556	355.0 to 356.0 feet	**Vertical Change**	-.41	5 ft	5	REF		
41764	375.3 to 376.3 feet	**Vertical Change**	-.86	5 ft	5	REF		
42474	385.6 to 386.6 feet	**Vertical Change**	-.69	5 ft	5	REF		

TOTAL COST FOR: W *side of* **CIRCLE DR** *Starting at:* **AMADOR ST** **$138,888.00**

Funding Source: TBD **Year to be Completed** TBD

Street Side	Run ID	Survey Street Name	Starting Street Name	End Street Name	Priority
N	1908220816	CIRCLE DR	CALAVERAS ST	CALAVERAS ST	79.75

ID	Dist. from Corner	Barrier Type	As-is Measurement/Notes	Sidewalk Width	Qty	Unit	Cost	Total
4803	0.0 to 47.0 feet	Cross Slope (PAR)	3.0-4.0%	5 ft	212	SF	$120	**$25,380**
48465	8.5 to 9.5 feet	Vertical Change	-.38	5 ft	5	REF		
46588	36.3 to 37.3 feet	Vertical Change	-.45	5 ft	5	REF		
57959	42.0 to 81.2 feet	Driveway				REF		
49035	46.7 to 47.7 feet	Vertical Change	-.36	5 ft	5	REF		
4807	51.0 to 72.0 feet	Cross Slope (Driveway)	14.0-15.0%	5 ft	95	SF	$40	**$3,780**
45032	65.2 to 66.2 feet	Vertical Change	-.52	5 ft	5	REF		
4809	72.0 to 77.2 feet	Cross Slope (Driveway)	12.0-13.0%	5 ft	23	SF	$40	**$936**
40136	77.4 to 78.4 feet	Running Slope	8.0-9.0%	5 ft	5	REF		
51647	79.7 to 80.7 feet	Vertical Change	-.3	5 ft	5	REF		
4810	80.8 to 84.1 feet	Cross Slope (Driveway)	3.0-4.0%	5 ft	15	SF	$40	**$594**
57960	81.8 to 107.6 feet	Driveway				REF		
40137	84.1 to 85.7 feet	Running Slope	5.0-6.0%	5 ft	7	REF		
41524	85.2 to 86.2 feet	Vertical Change	-1.06	5 ft	5	REF		
4811	87.9 to 104.6 feet	Cross Slope (Driveway)	13.014	5 ft	75	SF	$40	**$3,006**
4813	108.3 to 124.4 feet	Cross Slope (Driveway)	3.0-4.0%	5 ft	72	SF	$40	**$2,898**
44038	109.5 to 110.5 feet	Vertical Change	-.57	5 ft	5	REF		
47522	122.8 to 123.8 feet	Vertical Change	-.41	5 ft	5	REF		
4814	124.4 to 201.1 feet	Cross Slope (PAR)	2.0-3.0%	5 ft	345	SF	$120	**$41,418**
44850	135.5 to 136.5 feet	Vertical Change	-.53	5 ft	5	REF		
47045	146.1 to 147.1 feet	Vertical Change	-.43	5 ft	5	REF		
41835	171.5 to 172.5 feet	Vertical Change	-.82	5 ft	5	REF		
57961	197.5 to 221.0 feet	Driveway				REF		
42769	199.9 to 200.9 feet	Vertical Change	-.66	5 ft	5	REF		
4819	204.4 to 217.7 feet	Cross Slope (Driveway)	13.014	5 ft	60	SF	$40	**$2,394**
40138	218.0 to 219.1 feet	Running Slope	5.0-6.0%	5 ft	5	REF		
4823	221.2 to 222.5 feet	Cross Slope (Driveway)	3.0-4.0%	5 ft	6	SF	$40	**$234**
41659	221.6 to 222.6 feet	Vertical Change	-.92	5 ft	5	REF		

TOTAL COST FOR: N *side of* **CIRCLE DR** *Starting at:* **CALAVERAS ST** **$80,640.00**

Funding Source: TBD **Year to be Completed** TBD

Street Side	Run ID	Survey Street Name	Starting Street Name	End Street Name	Priority
NW	1908220959	CIRCLE DR	CALAVERAS ST	AMADOR ST	120

ID	Dist. from Corner	Barrier Type	As-is Measurement/Notes	Sidewalk Width	Qty	Unit	Cost	Total
6220	0.0 to 49.5 feet	Cross Slope (PAR)	2.0-3.0%	5 ft	223	SF	$120	**$26,730**
53602	17.0 to 18.0 feet	**Vertical Change**	-.26	5 ft	5	REF		
53996	26.7 to 27.7 feet	**Vertical Change**	-.25	5 ft	5	REF		
6226	49.5 to 146.4 feet	Cross Slope (PAR)	4.0-5.0%	5 ft	436	SF	$120	**$52,326**
47555	75.6 to 76.6 feet	**Vertical Change**	-.41	5 ft	5	REF		
43397	105.1 to 106.1 feet	**Vertical Change**	-.61	5 ft	5	REF		
44864	135.1 to 136.1 feet	**Vertical Change**	-.53	5 ft	5	REF		
6238	146.4 to 181.3 feet	Cross Slope (PAR)	2.0-3.0%	5 ft	157	SF	$120	**$18,846**
52556	152.3 to 153.3 feet	**Vertical Change**	-.28	5 ft	5	REF		
41981	165.0 to 166.0 feet	**Vertical Change**	-.78	5 ft	5	REF		
58063	175.0 to 203.5 feet	Driveway				REF		
41404	179.8 to 180.8 feet	**Vertical Change**	-1.26	5 ft	5	REF		
6240	185.0 to 199.7 feet	**Cross Slope (Driveway)**	13.014	5 ft	66	SF	$40	**$2,646**
40221	198.8 to 200.8 feet	Running Slope	6.0-7.0%	5 ft	9	REF		
6241	203.2 to 224.5 feet	**Cross Slope (Driveway)**	4.0-5.0%	5 ft	96	SF	$40	**$3,834**
50383	204.9 to 205.9 feet	**Vertical Change**	-.32	5 ft	5	REF		
45240	209.8 to 210.8 feet	**Vertical Change**	-.51	5 ft	5	REF		
50021	214.9 to 215.9 feet	**Vertical Change**	-.33	5 ft	5	REF		
58064	222.7 to 245.9 feet	Driveway				REF		
6243	228.8 to 243.3 feet	**Cross Slope (Driveway)**	>15%	5 ft	65	SF	$40	**$2,610**
40222	241.3 to 242.3 feet	Running Slope	5.0-6.0%	5 ft	5	REF		
40223	242.3 to 243.4 feet	Running Slope	6.0-7.0%	5 ft	5	REF		
6244	247.3 to 248.3 feet	Cross Slope (PAR)	3.0-4.0%	5 ft	5	SF	$120	**$540**
6245	248.3 to 273.7 feet	Cross Slope (PAR)	2.0-3.0%	5 ft	114	SF	$120	**$13,716**
51672	267.3 to 268.3 feet	**Vertical Change**	-.3	5 ft	5	REF		
6246	276.8 to 311.9 feet	Cross Slope (PAR)	2.0-3.0%	5 ft	158	SF	$120	**$18,954**
58065	307.8 to 332.3 feet	Driveway				REF		
6250	315.9 to 327.8 feet	**Cross Slope (Driveway)**	13.014	5 ft	54	SF	$40	**$2,142**

Funding Source: TBD **Year to be Completed** TBD

Street Side	Run ID	Survey Street Name	Starting Street Name	End Street Name	Priority
NW	1908220959	CIRCLE DR	CALAVERAS ST	AMADOR ST	120

ID	Dist. from Corner	Barrier Type	As-is Measurement/Notes	Sidewalk Width	Qty	Unit	Cost	Total
50022	326.7 to 327.7 feet	Vertical Change	-.33	5 ft	5	REF		
40224	328.2 to 329.9 feet	Running Slope	7.0-8.0%	5 ft	8	REF		
6254	333.1 to 369.3 feet	Cross Slope (PAR)	2.0-3.0%	5 ft	163	SF	$120	**$19,548**
49071	367.9 to 368.9 feet	Vertical Change	-.36	5 ft	5	REF		
58066	373.7 to 397.1 feet	Driveway				REF		
6258	382.1 to 394.5 feet	Cross Slope (Driveway)	14.0-15.0%	5 ft	56	SF	$40	**$2,232**
50384	387.7 to 388.7 feet	Vertical Change	-.32	5 ft	5	REF		
40225	393.9 to 395.1 feet	Running Slope	6.0-7.0%	5 ft	5	REF		
6260	403.9 to 413.8 feet	Cross Slope (PAR)	2.0-3.0%	5 ft	45	SF	$120	**$5,346**
6261	427.6 to 450.0 feet	Cross Slope (PAR)	2.0-3.0%	5 ft	101	SF	$120	**$12,096**
58067	446.3 to 471.7 feet	Driveway				REF		
6265	450.0 to 452.0 feet	Cross Slope (Driveway)	4.0-5.0%	5 ft	9	SF	$40	**$360**
48779	450.3 to 451.3 feet	Vertical Change	-.37	5 ft	5	REF		
6266	455.6 to 468.9 feet	Cross Slope (Driveway)	13.014	5 ft	60	SF	$40	**$2,394**
40226	468.4 to 470.1 feet	Running Slope	5.0-6.0%	5 ft	8	REF		
6267	472.4 to 481.3 feet	Cross Slope (Driveway)	3.0-4.0%	5 ft	40	SF	$40	**$1,602**
52104	474.4 to 475.4 feet	Vertical Change	-.29	5 ft	5	REF		
6268	481.3 to 588.1 feet	Cross Slope (PAR)	2.0-3.0%	5 ft	481	SF	$120	**$57,672**
58068	581.9 to 608.1 feet	Driveway				REF		
46611	584.8 to 585.8 feet	Vertical Change	-.45	5 ft	5	REF		
6277	591.6 to 605.1 feet	Cross Slope (Driveway)	>15%	5 ft	61	SF	$40	**$2,430**
40227	604.3 to 606.2 feet	Running Slope	6.0-7.0%	5 ft	9	REF		
6281	608.6 to 626.5 feet	Cross Slope (PAR)	3.0-4.0%	5 ft	81	SF	$120	**$9,666**
58069	621.4 to 649.6 feet	Driveway				REF		
6283	630.2 to 647.2 feet	Cross Slope (Driveway)	13.014	5 ft	77	SF	$40	**$3,060**
40228	645.9 to 647.9 feet	Running Slope	6.0-7.0%	5 ft	9	REF		
6287	650.4 to 674.4 feet	Cross Slope (Driveway)	4.0-5.0%	5 ft	108	SF	$40	**$4,320**
55960	674.2 to 675.2 feet	Vertical Change	.34	5 ft	5	REF		
6289	674.4 to 691.0 feet	Cross Slope (PAR)	6.0-7.0%	5 ft	75	SF	$120	**$8,964**

Funding Source: TBD **Year to be Completed** TBD

Street Side	Run ID	Survey Street Name	Starting Street Name	End Street Name	Priority
NW	1908220959	CIRCLE DR	CALAVERAS ST	AMADOR ST	120

ID	Dist. from Corner	Barrier Type	As-is Measurement/Notes	Sidewalk Width	Qty	Unit	Cost	Total
6291	691.0 to 693.4 feet	Cross Slope (PAR)	5.0-6.0%	5 ft	11	SF	$120	**$1,296**
6293	693.4 to 702.4 feet	Cross Slope (PAR)	3.0-4.0%	5 ft	41	SF	$120	**$4,860**
6294	702.4 to 713.1 feet	Cross Slope (PAR)	2.0-3.0%	5 ft	48	SF	$120	**$5,778**
6296	713.1 to 742.2 feet	Cross Slope (PAR)	4.0-5.0%	5 ft	131	SF	$120	**$15,714**
41501	739.2 to 740.2 feet	**Vertical Change**	-1.09	5 ft	5	REF		
58070	740.0 to 760.8 feet	Driveway				REF		
43719	742.2 to 743.2 feet	**Vertical Change**	-.59	5 ft	5	REF		
6300	745.4 to 756.8 feet	**Cross Slope (Driveway)**	>15%	5 ft	51	SF	$40	**$2,052**
45241	759.1 to 760.1 feet	**Vertical Change**	-.51	5 ft	5	REF		
6301	760.5 to 761.9 feet	**Cross Slope (Driveway)**	5.0-6.0%	5 ft	6	SF	$40	**$252**
6302	761.9 to 779.3 feet	Cross Slope (PAR)	6.0-7.0%	5 ft	78	SF	$120	**$9,396**
58071	778.8 to 802.5 feet	Driveway				REF		
6306	779.3 to 783.3 feet	**Cross Slope (Driveway)**	5.0-6.0%	5 ft	18	SF	$40	**$720**
6307	783.3 to 784.4 feet	**Cross Slope (Driveway)**	6.0-7.0%	5 ft	5	SF	$40	**$198**
45735	784.8 to 785.8 feet	**Vertical Change**	-.49	5 ft	5	REF		
6308	787.3 to 800.1 feet	**Cross Slope (Driveway)**	>15%	5 ft	58	SF	$40	**$2,304**
40229	799.2 to 800.9 feet	Running Slope	5.0-6.0%	5 ft	8	REF		
41558	802.2 to 803.2 feet	**Vertical Change**	-1.01	5 ft	5	REF		
6309	803.8 to 835.4 feet	Cross Slope (PAR)	5.0-6.0%	5 ft	142	SF	$120	**$17,064**
6312	835.4 to 841.8 feet	Cross Slope (PAR)	3.0-4.0%	5 ft	29	SF	$120	**$3,456**
6313	841.8 to 848.3 feet	Cross Slope (PAR)	2.0-3.0%	5 ft	29	SF	$120	**$3,510**
52557	866.0 to 867.0 feet	**Vertical Change**	-.28	5 ft	5	LF	$75	**$338**
58072	896.8 to 922.3 feet	Driveway				REF		
40230	901.7 to 903.7 feet	Running Slope	6.0-7.0%	5 ft	9	REF		
50385	902.2 to 903.2 feet	**Vertical Change**	-.32	5 ft	5	REF		
6314	905.5 to 908.9 feet	**Cross Slope (Driveway)**	8.0-9.0%	5 ft	15	SF	$40	**$612**
6316	908.9 to 912.2 feet	**Cross Slope (Driveway)**	6.0-7.0%	5 ft	15	SF	$40	**$594**
6317	912.2 to 916.0 feet	**Cross Slope (Driveway)**	5.0-6.0%	5 ft	17	SF	$40	**$684**

Funding Source: TBD **Year to be Completed** TBD

Street Side	Run ID	Survey Street Name	Starting Street Name	End Street Name	Priority
NW	1908220959	CIRCLE DR	CALAVERAS ST	AMADOR ST	120

ID	Dist. from Corner	Barrier Type	As-is Measurement/Notes	Sidewalk Width	Qty	Unit	Cost	Total
45736	912.6 to 913.6 feet	Vertical Change	-.49	5 ft	5	REF		
6318	916.0 to 918.6 feet	Cross Slope (Driveway)	6.0-7.0%	5 ft	12	SF	$40	**$468**
40231	918.8 to 920.5 feet	Running Slope	9.0-10.0%	5 ft	8	REF		
49072	932.7 to 933.7 feet	Vertical Change	-.36	5 ft	5	LF	$75	**$338**
6320	944.4 to 974.4 feet	Cross Slope (PAR)	2.0-3.0%	5 ft	135	SF	$120	**$16,200**
58073	975.7 to 1003.0 feet	Driveway				REF		
42773	981.7 to 982.7 feet	Vertical Change	-.66	5 ft	5	REF		
6322	984.2 to 999.2 feet	Cross Slope (Driveway)	12.0-13.0%	5 ft	68	SF	$40	**$2,700**
40232	998.0 to 999.9 feet	Running Slope	5.0-6.0%	5 ft	9	REF		
6324	1002.9 to 1004.5 feet	Cross Slope (Driveway)	2.0-3.0%	5 ft	7	SF	$40	**$288**
50023	1047.5 to 1048.5 feet	Vertical Change	-.33	5 ft	5	LF	$75	**$338**
53066	1059.4 to 1060.4 feet	Vertical Change	-.27	5 ft	5	LF	$75	**$338**
58074	1062.2 to 1087.8 feet	Driveway				REF		
6325	1063.3 to 1065.4 feet	Cross Slope (Driveway)	2.0-3.0%	5 ft	9	SF	$40	**$378**
6326	1070.4 to 1085.7 feet	Cross Slope (Driveway)	14.0-15.0%	5 ft	69	SF	$40	**$2,754**
41721	1086.0 to 1087.0 feet	Vertical Change	-.88	5 ft	5	REF		
58075	1088.4 to 1108.3 feet	Driveway				REF		
57465	1091.4 to 1092.4 feet	Vertical Change	1.46	5 ft	5	REF		
6332	1095.3 to 1104.7 feet	Cross Slope (Driveway)	13.014	5 ft	42	SF	$40	**$1,692**
40233	1104.3 to 1105.4 feet	Running Slope	7.0-8.0%	5 ft	5	REF		
6334	1108.3 to 1110.3 feet	Cross Slope (Driveway)	2.0-3.0%	5 ft	9	SF	$40	**$360**
6335	1112.7 to 1168.0 feet	Cross Slope (PAR)	2.0-3.0%	5 ft	249	SF	$120	**$29,862**
50386	1152.2 to 1153.2 feet	Vertical Change	-.32	5 ft	5	REF		
58076	1168.3 to 1187.7 feet	Driveway				REF		
6340	1170.8 to 1172.1 feet	Cross Slope (Driveway)	2.0-3.0%	5 ft	6	SF	$40	**$234**
48780	1172.1 to 1173.1 feet	Vertical Change	-.37	5 ft	5	REF		
6341	1175.7 to 1184.2 feet	Cross Slope (Driveway)	12.0-13.0%	5 ft	38	SF	$40	**$1,530**
6343	1188.2 to 1201.2 feet	Cross Slope (Driveway)	3.0-4.0%	5 ft	59	SF	$40	**$2,340**
6344	1201.2 to 1235.7 feet	Cross Slope (PAR)	2.0-3.0%	5 ft	155	SF	$120	**$18,630**

Funding Source: TBD **Year to be Completed** TBD

Street Side	Run ID	Survey Street Name	Starting Street Name	End Street Name	Priority
NW	1908220959	CIRCLE DR	CALAVERAS ST	AMADOR ST	120

ID	Dist. from Corner	Barrier Type	As-is Measurement/Notes	Sidewalk Width	Qty	Unit	Cost	Total
58077	1232.0 to 1252.0 feet	Driveway				REF		
6349	1235.7 to 1237.2 feet	Cross Slope (Driveway)	4.0-5.0%	5 ft	7	SF	$40	**$270**
6350	1241.0 to 1246.9 feet	Cross Slope (Driveway)	14.0-15.0%	5 ft	27	SF	$40	**$1,062**
6352	1246.9 to 1249.5 feet	Cross Slope (Driveway)	12.0-13.0%	5 ft	12	SF	$40	**$468**
40234	1248.7 to 1250.0 feet	Running Slope	6.0-7.0%	5 ft	6	REF		
6353	1252.8 to 1257.8 feet	Cross Slope (PAR)	4.0-5.0%	5 ft	23	SF	$120	**$2,700**
58078	1254.4 to 1277.9 feet	Driveway				REF		
40235	1257.9 to 1259.3 feet	Running Slope	6.0-7.0%	5 ft	6	REF		
6355	1261.6 to 1273.8 feet	Cross Slope (Driveway)	13.014	5 ft	55	SF	$40	**$2,196**
6358	1278.6 to 1333.0 feet	Cross Slope (PAR)	2.0-3.0%	5 ft	245	SF	$120	**$29,376**
51673	1291.6 to 1292.6 feet	Vertical Change	-.3	5 ft	5	REF		
53603	1311.7 to 1312.7 feet	Vertical Change	-.26	5 ft	5	REF		
58079	1329.9 to 1347.1 feet	Driveway				REF		
46845	1331.4 to 1332.4 feet	Vertical Change	-.44	5 ft	5	REF		
6364	1337.8 to 1344.1 feet	Cross Slope (Driveway)	13.014	5 ft	28	SF	$40	**$1,134**
6366	1348.1 to 1358.2 feet	Cross Slope (PAR)	3.0-4.0%	5 ft	45	SF	$120	**$5,454**
6367	1358.2 to 1422.9 feet	Cross Slope (PAR)	2.0-3.0%	5 ft	291	SF	$120	**$34,938**
46389	1372.4 to 1373.4 feet	Vertical Change	-.46	5 ft	5	REF		
52105	1402.3 to 1403.3 feet	Vertical Change	-.29	5 ft	5	REF		
45737	1417.3 to 1418.3 feet	Vertical Change	-.49	5 ft	5	REF		
45521	1427.9 to 1428.9 feet	Vertical Change	-.5	5 ft	5	SF	$75	**$338**
6373	1433.9 to 1448.2 feet	Cross Slope (PAR)	2.0-3.0%	5 ft	64	SF	$120	**$7,722**
45522	1437.9 to 1438.9 feet	Vertical Change	-.5	5 ft	5	REF		
58080	1442.0 to 1472.1 feet	Driveway				REF		
43578	1448.0 to 1452.0 feet	Vertical Change	-.6	5 ft	18	REF		
6375	1452.5 to 1468.9 feet	Cross Slope (Driveway)	>15%	5 ft	74	SF	$40	**$2,952**
44434	1460.2 to 1461.2 feet	Vertical Change	-.55	5 ft	5	REF		
40236	1468.6 to 1470.6 feet	Running Slope	6.0-7.0%	5 ft	9	REF		
45944	1470.1 to 1473.3 feet	Vertical Change	-.48	5 ft	14	REF		

Funding Source: TBD **Year to be Completed** TBD

Street Side	Run ID	Survey Street Name	Starting Street Name	End Street Name	Priority
NW	1908220959	CIRCLE DR	CALAVERAS ST	AMADOR ST	120

ID	Dist. from Corner	Barrier Type	As-is Measurement/Notes	Sidewalk Width	Qty	Unit	Cost	Total
6377	1473.3 to 1491.6 feet	Cross Slope (PAR)	2.0-3.0%	5 ft	82	SF	$120	**$9,882**
46612	1482.1 to 1483.1 feet	**Vertical Change**	-.45	5 ft	5	REF		

TOTAL COST FOR: NW *side of* **CIRCLE DR** *Starting at:* **CALAVERAS ST** **$517,801.50**

Funding Source: TBD **Year to be Completed** TBD

Street Side	Run ID	Survey Street Name	Starting Street Name	End Street Name	Priority
SE	1908221012	CIRCLE DR	VENTURA AVE	CALAVERAS ST	118

ID	Dist. from Corner	Barrier Type	As-is Measurement/Notes	Sidewalk Width	Qty	Unit	Cost	Total
6420	0.0 to 10.0 feet	Cross Slope (PAR)	2.0-3.0%	5 ft	45	SF	$120	**$5,400**
6422	10.0 to 19.8 feet	Cross Slope (PAR)	4.0-5.0%	5 ft	44	SF	$120	**$5,292**
6426	19.8 to 52.1 feet	Cross Slope (PAR)	2.0-3.0%	5 ft	145	SF	$120	**$17,442**
58085	48.3 to 66.5 feet	Driveway				REF		
6431	56.4 to 63.4 feet	**Cross Slope (Driveway)**	>15%	5 ft	32	SF	$40	**$1,260**
6432	67.1 to 68.3 feet	Cross Slope (PAR)	3.0-4.0%	5 ft	5	SF	$120	**$648**
6433	68.3 to 76.4 feet	Cross Slope (PAR)	2.0-3.0%	5 ft	36	SF	$120	**$4,374**
6437	83.5 to 95.1 feet	Cross Slope (PAR)	2.0-3.0%	5 ft	52	SF	$120	**$6,264**
6439	95.1 to 167.0 feet	Cross Slope (PAR)	4.0-5.0%	5 ft	324	SF	$120	**$38,826**
43251	165.8 to 166.8 feet	**Vertical Change**	-.62	5 ft	5	REF		
6445	167.0 to 169.3 feet	Cross Slope (PAR)	2.0-3.0%	5 ft	10	SF	$120	**$1,242**
58086	167.5 to 190.8 feet	Driveway				REF		
6446	173.7 to 187.8 feet	**Cross Slope (Driveway)**	14.0-15.0%	5 ft	63	SF	$40	**$2,538**
40239	186.8 to 188.4 feet	Running Slope	7.0-8.0%	5 ft	7	REF		
53604	190.5 to 191.5 feet	**Vertical Change**	-.26	5 ft	5	REF		
6448	191.8 to 283.7 feet	Cross Slope (PAR)	2.0-3.0%	5 ft	414	SF	$120	**$49,626**
51674	219.9 to 220.9 feet	**Vertical Change**	-.3	5 ft	5	REF		
44047	249.5 to 250.5 feet	**Vertical Change**	-.57	5 ft	5	REF		
6457	293.4 to 362.0 feet	Cross Slope (PAR)	2.0-3.0%	5 ft	309	SF	$120	**$37,044**
50387	308.8 to 309.8 feet	**Vertical Change**	-.32	5 ft	5	REF		
45946	338.3 to 339.3 feet	**Vertical Change**	-.48	5 ft	5	REF		
58087	357.6 to 382.0 feet	Driveway				REF		
6467	365.6 to 378.9 feet	**Cross Slope (Driveway)**	12.0-13.0%	5 ft	60	SF	$40	**$2,394**
40240	378.4 to 380.4 feet	Running Slope	6.0-7.0%	5 ft	9	REF		
6469	382.6 to 383.8 feet	Cross Slope (PAR)	3.0-4.0%	5 ft	5	SF	$120	**$648**
6470	383.8 to 612.8 feet	Cross Slope (PAR)	2.0-3.0%	5 ft	1030	SF	$120	**$123,660**
50771	387.0 to 388.0 feet	**Vertical Change**	-.31	5 ft	5	REF		
52558	439.3 to 440.3 feet	**Vertical Change**	-.28	5 ft	5	REF		

Funding Source: TBD **Year to be Completed** TBD

Street Side	Run ID	Survey Street Name	Starting Street Name	End Street Name	Priority
SE	1908221012	CIRCLE DR	VENTURA AVE	CALAVERAS ST	118

ID	Dist. from Corner	Barrier Type	As-is Measurement/Notes	Sidewalk Width	Qty	Unit	Cost	Total
56910	446.5 to 447.5 feet	Vertical Change	.5	5 ft	5	REF		
53997	454.3 to 455.3 feet	Vertical Change	-.25	5 ft	5	REF		
53998	461.9 to 462.9 feet	Vertical Change	-.25	5 ft	5	REF		
47075	536.8 to 537.8 feet	Vertical Change	-.43	5 ft	5	REF		
49369	559.1 to 560.1 feet	Vertical Change	-.35	5 ft	5	REF		
58088	607.3 to 634.7 feet	Driveway				REF		
6489	616.8 to 632.1 feet	Cross Slope (Driveway)	12.0-13.0%	5 ft	69	SF	$40	**$2,754**
40241	631.2 to 633.3 feet	Running Slope	5.0-6.0%	5 ft	9	REF		
6494	636.1 to 641.3 feet	Cross Slope (PAR)	2.0-3.0%	5 ft	23	SF	$120	**$2,808**
58089	637.8 to 663.9 feet	Driveway				REF		
51675	640.1 to 641.1 feet	Vertical Change	-.3	5 ft	5	REF		
6496	645.9 to 661.4 feet	Cross Slope (Driveway)	13.014	5 ft	70	SF	$40	**$2,790**
6497	665.2 to 707.0 feet	Cross Slope (PAR)	2.0-3.0%	5 ft	188	SF	$120	**$22,572**
6499	707.0 to 731.9 feet	Cross Slope (PAR)	4.0-5.0%	5 ft	112	SF	$120	**$13,446**
58090	728.8 to 754.8 feet	Driveway				REF		
6503	736.0 to 751.6 feet	Cross Slope (Driveway)	>15%	5 ft	70	SF	$40	**$2,808**
40242	750.5 to 752.6 feet	Running Slope	6.0-7.0%	5 ft	9	REF		
6504	755.8 to 799.8 feet	Cross Slope (PAR)	4.0-5.0%	5 ft	198	SF	$120	**$23,760**
48210	758.6 to 759.6 feet	Vertical Change	-.39	5 ft	5	REF		
6506	799.8 to 834.4 feet	Cross Slope (PAR)	2.0-3.0%	5 ft	156	SF	$120	**$18,684**
6507	837.4 to 852.1 feet	Cross Slope (PAR)	2.0-3.0%	5 ft	66	SF	$120	**$7,938**
58091	844.7 to 874.7 feet	Driveway				REF		
51676	852.6 to 853.6 feet	Vertical Change	-.3	5 ft	5	REF		
6509	855.8 to 870.5 feet	Cross Slope (Driveway)	14.0-15.0%	5 ft	66	SF	$40	**$2,646**
40243	870.6 to 872.5 feet	Running Slope	6.0-7.0%	5 ft	9	REF		
6512	875.1 to 901.2 feet	Cross Slope (Driveway)	3.0-4.0%	5 ft	117	SF	$40	**$4,698**
52106	877.5 to 878.5 feet	Vertical Change	-.29	5 ft	5	REF		
6515	901.2 to 929.6 feet	Cross Slope (PAR)	5.0-6.0%	5 ft	128	SF	$120	**$15,336**
49073	915.1 to 916.1 feet	Vertical Change	-.36	5 ft	5	REF		

Funding Source: TBD **Year to be Completed** TBD

Street Side	Run ID	Survey Street Name	Starting Street Name	End Street Name	Priority
SE	1908221012	CIRCLE DR	VENTURA AVE	CALAVERAS ST	118

ID	Dist. from Corner	Barrier Type	As-is Measurement/Notes	Sidewalk Width	Qty	Unit	Cost	Total
58092	923.4 to 949.5 feet	Driveway				REF		
6519	933.2 to 946.2 feet	Cross Slope (Driveway)	>15%	5 ft	59	SF	$40	**$2,340**
43875	948.6 to 949.6 feet	Vertical Change	-.58	5 ft	5	REF		
6522	950.5 to 961.4 feet	Cross Slope (Driveway)	5.0-6.0%	5 ft	49	SF	$40	**$1,962**
58093	956.7 to 980.2 feet	Driveway				REF		
49697	958.7 to 959.7 feet	Vertical Change	-.34	5 ft	5	REF		
6523	965.1 to 977.1 feet	Cross Slope (Driveway)	>15%	5 ft	54	SF	$40	**$2,160**
40244	976.5 to 978.2 feet	Running Slope	6.0-7.0%	5 ft	8	REF		
6525	981.0 to 995.6 feet	Cross Slope (PAR)	3.0-4.0%	5 ft	66	SF	$120	**$7,884**
6527	995.6 to 1021.2 feet	Cross Slope (PAR)	5.0-6.0%	5 ft	115	SF	$120	**$13,824**
58094	1016.2 to 1036.8 feet	Driveway				REF		
50388	1021.1 to 1022.1 feet	Vertical Change	-.32	5 ft	5	REF		
6530	1023.9 to 1033.8 feet	Cross Slope (Driveway)	>15%	5 ft	45	SF	$40	**$1,782**
40245	1032.8 to 1035.6 feet	Running Slope	6.0-7.0%	5 ft	13	REF		
53068	1035.8 to 1036.8 feet	Vertical Change	-.27	5 ft	5	REF		
6531	1037.3 to 1077.6 feet	Cross Slope (Driveway)	4.0-5.0%	5 ft	181	SF	$40	**$7,254**
57149	1051.4 to 1052.4 feet	Vertical Change	.65	5 ft	5	REF		
6537	1077.6 to 1083.3 feet	Cross Slope (PAR)	2.0-3.0%	5 ft	26	SF	$120	**$3,078**
58095	1087.9 to 1110.8 feet	Driveway				REF		
6539	1088.4 to 1091.8 feet	Cross Slope (Driveway)	2.0-3.0%	5 ft	15	SF	$40	**$612**
6540	1095.7 to 1107.8 feet	Cross Slope (Driveway)	12.0-13.0%	5 ft	54	SF	$40	**$2,178**
40246	1107.0 to 1108.9 feet	Running Slope	6.0-7.0%	5 ft	9	REF		
52559	1110.3 to 1111.3 feet	Vertical Change	-.28	5 ft	5	REF		
6543	1111.7 to 1112.7 feet	Cross Slope (PAR)	2.0-3.0%	5 ft	5	SF	$120	**$540**
6544	1119.2 to 1133.3 feet	Cross Slope (PAR)	2.0-3.0%	5 ft	63	SF	$120	**$7,614**
58096	1130.8 to 1151.3 feet	Driveway				REF		
6546	1137.2 to 1148.8 feet	Cross Slope (Driveway)	>15%	5 ft	52	SF	$40	**$2,088**
40247	1146.8 to 1149.1 feet	Running Slope	5.0-6.0%	5 ft	10	REF		
48781	1151.0 to 1152.0 feet	Vertical Change	-.37	5 ft	5	REF		

Funding Source: TBD **Year to be Completed** TBD

Street Side	Run ID	Survey Street Name	Starting Street Name	End Street Name	Priority
SE	1908221012	CIRCLE DR	VENTURA AVE	CALAVERAS ST	118

ID	Dist. from Corner	Barrier Type	As-is Measurement/Notes	Sidewalk Width	Qty	Unit	Cost	Total
6547	1153.3 to 1179.4 feet	Cross Slope (PAR)	3.0-4.0%	5 ft	117	SF	$120	**$14,094**
50389	1174.4 to 1175.4 feet	**Vertical Change**	-.32	5 ft	5	REF		
6550	1179.4 to 1195.9 feet	Cross Slope (PAR)	2.0-3.0%	5 ft	74	SF	$120	**$8,910**
6552	1195.9 to 1212.6 feet	Cross Slope (PAR)	4.0-5.0%	5 ft	75	SF	$120	**$9,018**
47962	1203.9 to 1204.9 feet	**Vertical Change**	-.4	5 ft	5	REF		
58097	1207.6 to 1230.8 feet	Driveway				REF		
42774	1213.1 to 1214.1 feet	**Vertical Change**	-.66	5 ft	5	REF		
6556	1216.4 to 1228.6 feet	**Cross Slope (Driveway)**	>15%	5 ft	55	SF	$40	**$2,196**
40248	1227.0 to 1228.9 feet	Running Slope	6.0-7.0%	5 ft	9	REF		
45523	1230.5 to 1231.5 feet	**Vertical Change**	-.5	5 ft	5	REF		
6557	1232.4 to 1240.8 feet	Cross Slope (PAR)	3.0-4.0%	5 ft	38	SF	$120	**$4,536**
6558	1240.8 to 1254.1 feet	Cross Slope (PAR)	2.0-3.0%	5 ft	60	SF	$120	**$7,182**
6560	1254.1 to 1286.7 feet	Cross Slope (PAR)	4.0-5.0%	5 ft	147	SF	$120	**$17,604**
46390	1278.8 to 1279.8 feet	**Vertical Change**	-.46	5 ft	5	REF		
58098	1281.8 to 1307.6 feet	Driveway				REF		
6564	1290.7 to 1305.7 feet	**Cross Slope (Driveway)**	14.0-15.0%	5 ft	68	SF	$40	**$2,700**
40249	1304.8 to 1306.3 feet	Running Slope	5.0-6.0%	5 ft	7	REF		
6567	1310.0 to 1322.2 feet	Cross Slope (PAR)	3.0-4.0%	5 ft	55	SF	$120	**$6,588**
6568	1322.2 to 1350.7 feet	Cross Slope (PAR)	2.0-3.0%	5 ft	128	SF	$120	**$15,390**
53069	1338.9 to 1339.9 feet	**Vertical Change**	-.27	5 ft	5	REF		
6572	1350.7 to 1357.0 feet	Cross Slope (PAR)	4.0-5.0%	5 ft	28	SF	$120	**$3,402**
58099	1352.7 to 1389.0 feet	Driveway				REF		
6574	1361.3 to 1386.9 feet	**Cross Slope (Driveway)**	14.0-15.0%	5 ft	115	SF	$40	**$4,608**
53999	1388.3 to 1389.3 feet	**Vertical Change**	-.25	5 ft	5	REF		
6580	1391.0 to 1395.3 feet	Cross Slope (PAR)	3.0-4.0%	5 ft	19	SF	$120	**$2,322**
6581	1395.3 to 1423.2 feet	Cross Slope (PAR)	2.0-3.0%	5 ft	126	SF	$120	**$15,066**
50772	1421.8 to 1422.8 feet	**Vertical Change**	-.31	5 ft	5	REF		
6585	1423.2 to 1444.3 feet	Cross Slope (PAR)	4.0-5.0%	5 ft	95	SF	$120	**$11,394**
58100	1441.0 to 1463.4 feet	Driveway				REF		

Funding Source: TBD **Year to be Completed** TBD

Street Side	Run ID	Survey Street Name	Starting Street Name	End Street Name	Priority
SE	1908221012	CIRCLE DR	VENTURA AVE	CALAVERAS ST	118

ID	Dist. from Corner	Barrier Type	As-is Measurement/Notes	Sidewalk Width	Qty	Unit	Cost	Total
6589	1448.2 to 1460.7 feet	Cross Slope (Driveway)	>15%	5 ft	56	SF	$40	$2,250
40250	1459.9 to 1461.3 feet	Running Slope	6.0-7.0%	5 ft	6	REF		
6590	1464.5 to 1472.7 feet	Cross Slope (PAR)	3.0-4.0%	5 ft	37	SF	$120	$4,428
6591	1472.7 to 1481.2 feet	Cross Slope (PAR)	2.0-3.0%	5 ft	38	SF	$120	$4,590
6592	1497.2 to 1498.9 feet	Cross Slope (PAR)	2.0-3.0%	5 ft	8	SF	$120	$918
6593	1503.3 to 1571.5 feet	Cross Slope (PAR)	2.0-3.0%	5 ft	307	SF	$120	$36,828
58101	1566.7 to 1593.2 feet	Driveway				REF		
6597	1576.2 to 1590.5 feet	Cross Slope (Driveway)	13.014	5 ft	64	SF	$40	$2,574
40251	1589.8 to 1592.3 feet	Running Slope	5.0-6.0%	5 ft	11	REF		
6600	1595.4 to 1609.4 feet	Cross Slope (PAR)	2.0-3.0%	5 ft	63	SF	$120	$7,560
50773	1598.9 to 1599.9 feet	Vertical Change	-.31	5 ft	5	REF		
58102	1605.4 to 1627.8 feet	Driveway				REF		
6604	1613.1 to 1625.9 feet	Cross Slope (Driveway)	12.0-13.0%	5 ft	58	SF	$40	$2,304
50390	1619.3 to 1620.3 feet	Vertical Change	-.32	5 ft	5	REF		
40252	1625.0 to 1626.8 feet	Running Slope	5.0-6.0%	5 ft	8	REF		
6606	1629.8 to 1679.5 feet	Cross Slope (PAR)	2.0-3.0%	5 ft	224	SF	$120	$26,838
48782	1636.5 to 1637.5 feet	Vertical Change	-.37	5 ft	5	REF		
47076	1656.7 to 1657.7 feet	Vertical Change	-.43	5 ft	5	REF		
48783	1679.1 to 1680.1 feet	Vertical Change	-.37	5 ft	5	REF		
6612	1683.5 to 1693.8 feet	Cross Slope (PAR)	2.0-3.0%	5 ft	46	SF	$120	$5,562
44435	1696.6 to 1697.6 feet	Vertical Change	-.55	5 ft	5	SF	$75	$338
6613	1701.0 to 1733.2 feet	Cross Slope (PAR)	2.0-3.0%	5 ft	145	SF	$120	$17,388
53605	1711.6 to 1712.6 feet	Vertical Change	-.26	5 ft	5	REF		
58103	1727.8 to 1753.6 feet	Driveway				REF		
6621	1736.8 to 1750.4 feet	Cross Slope (Driveway)	14.0-15.0%	5 ft	61	SF	$40	$2,448
6623	1754.6 to 1755.8 feet	Cross Slope (PAR)	3.0-4.0%	5 ft	5	SF	$120	$648
6624	1755.8 to 1770.4 feet	Cross Slope (PAR)	2.0-3.0%	5 ft	66	SF	$120	$7,884
50774	1759.2 to 1760.2 feet	Vertical Change	-.31	5 ft	5	REF		

Funding Source: TBD **Year to be Completed** TBD

Street Side	Run ID	Survey Street Name	Starting Street Name	End Street Name	Priority
SE	1908221012	CIRCLE DR	VENTURA AVE	CALAVERAS ST	118

ID	Dist. from Corner	Barrier Type	As-is Measurement/Notes	Sidewalk Width	Qty	Unit	Cost	Total
6626	1770.4 to 1790.9 feet	Cross Slope (PAR)	4.0-5.0%	5 ft	92	SF	$120	**$11,070**
6632	1790.9 to 1802.4 feet	Cross Slope (PAR)	2.0-3.0%	5 ft	52	SF	$120	**$6,210**
41618	1791.7 to 1792.7 feet	**Vertical Change**	-.96	5 ft	5	REF		
6633	1804.9 to 1816.6 feet	Cross Slope (PAR)	2.0-3.0%	5 ft	53	SF	$120	**$6,318**
58104	1813.7 to 1838.2 feet	Driveway				REF		
49074	1814.4 to 1815.4 feet	**Vertical Change**	-.36	5 ft	5	REF		
6634	1820.7 to 1834.3 feet	**Cross Slope (Driveway)**	13.014	5 ft	61	SF	$40	**$2,448**
40253	1834.5 to 1835.7 feet	Running Slope	8.0-9.0%	5 ft	5	REF		
6637	1839.0 to 1911.7 feet	Cross Slope (PAR)	3.0-4.0%	5 ft	327	SF	$120	**$39,258**
46159	1883.3 to 1884.3 feet	**Vertical Change**	-.47	5 ft	5	REF		
47077	1911.2 to 1912.2 feet	**Vertical Change**	-.43	5 ft	5	REF		
6641	1911.7 to 1916.5 feet	Cross Slope (PAR)	2.0-3.0%	5 ft	22	SF	$120	**$2,592**

TOTAL COST FOR: SE *side of* **CIRCLE DR** *Starting at:* **VENTURA AVE** **$785,677.50**

Funding Source: TBD **Year to be Completed** TBD

Street Side	Run ID	Survey Street Name	Starting Street Name	End Street Name	Priority
W	1908211149	CLUBHOUSE DR	AVE 26	GRANITE FALLS WAY	28

ID	Dist. from Corner	Barrier Type	As-is Measurement/Notes	Sidewalk Width	Qty	Unit	Cost	Total
3675	2.3 to 10.4 feet	Cross Slope (PAR)	2.0-3.0%	5 ft	41	SF	$120	**$4,860**
51606	6.8 to 7.8 feet	**Vertical Change**	-.3	5 ft	5	REF		
3677	10.4 to 52.3 feet	Cross Slope (PAR)	4.0-5.0%	5 ft	210	SF	$120	**$25,140**
53936	29.2 to 30.2 feet	**Vertical Change**	-.25	5 ft	5	REF		
46560	48.6 to 49.6 feet	**Vertical Change**	-.45	5 ft	5	REF		
3679	52.3 to 129.3 feet	Cross Slope (PAR)	2.0-3.0%	5 ft	385	SF	$120	**$46,200**
46336	67.8 to 68.8 feet	**Vertical Change**	-.46	5 ft	5	REF		
50316	77.2 to 78.2 feet	**Vertical Change**	-.32	5 ft	5	REF		
49631	86.8 to 87.8 feet	**Vertical Change**	-.34	5 ft	5	REF		
3686	129.3 to 147.0 feet	Cross Slope (PAR)	4.0-5.0%	5 ft	88	SF	$120	**$10,620**
53937	135.5 to 136.5 feet	**Vertical Change**	-.25	5 ft	5	REF		
3692	147.0 to 281.9 feet	Cross Slope (PAR)	2.0-3.0%	5 ft	674	SF	$120	**$80,940**
46112	183.4 to 184.4 feet	**Vertical Change**	-.47	5 ft	5	REF		
51607	280.2 to 281.2 feet	**Vertical Change**	-.3	5 ft	5	REF		
3700	281.9 to 352.2 feet	Cross Slope (PAR)	4.0-5.0%	5 ft	352	SF	$120	**$42,180**
52463	328.7 to 329.7 feet	**Vertical Change**	-.28	5 ft	5	REF		
53476	348.2 to 349.2 feet	**Vertical Change**	-.26	5 ft	5	REF		
3706	352.2 to 379.6 feet	Cross Slope (PAR)	2.0-3.0%	5 ft	137	SF	$120	**$16,440**
53477	376.9 to 377.9 feet	**Vertical Change**	-.26	5 ft	5	REF		
3712	379.6 to 411.6 feet	Cross Slope (PAR)	4.0-5.0%	5 ft	160	SF	$120	**$19,200**
52964	410.2 to 411.2 feet	**Vertical Change**	-.27	5 ft	5	REF		
3717	411.6 to 488.3 feet	Cross Slope (PAR)	2.0-3.0%	5 ft	384	SF	$120	**$46,020**
45018	454.7 to 455.7 feet	**Vertical Change**	-.52	5 ft	5	REF		
42226	472.8 to 473.8 feet	**Vertical Change**	-.72	5 ft	5	REF		
46561	479.6 to 480.6 feet	**Vertical Change**	-.45	5 ft	5	REF		

TOTAL COST FOR: W *side of* **CLUBHOUSE DR** *Starting at:* **AVE 26** **$291,600.00**

Funding Source: TBD **Year to be Completed** TBD

Street Side	Run ID	Survey Street Name	Starting Street Name	End Street Name	Priority
E	1908211202	CLUBHOUSE DR	GRANITE FALLS WAY	AVE 26	47.5

ID	Dist. from Corner	Barrier Type	As-is Measurement/Notes	Sidewalk Width	Qty	Unit	Cost	Total
3883	0.0 to 21.9 feet	Cross Slope (PAR)	3.0-4.0%	5 ft	110	SF	$120	**$13,140**
53489	0.3 to 1.3 feet	**Vertical Change**	-.26	5 ft	5	REF		
43566	4.6 to 5.6 feet	**Vertical Change**	-.6	5 ft	5	REF		
3884	21.9 to 75.7 feet	Cross Slope (PAR)	2.0-3.0%	5 ft	269	SF	$120	**$32,280**
47258	22.9 to 23.9 feet	**Vertical Change**	-.42	5 ft	5	REF		
41432	57.3 to 58.3 feet	**Vertical Change**	-1.2	5 ft	5	REF		
50695	68.7 to 69.7 feet	**Vertical Change**	-.31	5 ft	5	REF		
53490	73.2 to 82.5 feet	**Vertical Change**	-.26	5 ft	47	REF		
3890	75.7 to 85.6 feet	Cross Slope (PAR)	4.0-5.0%	5 ft	50	SF	$120	**$5,940**
54133	81.9 to 82.9 feet	**Vertical Change**	.25	5 ft	5	REF		
48450	85.8 to 86.8 feet	**Vertical Change**	-.38	5 ft	5	LF	$75	**$375**
41330	86.4 to 87.4 feet	**Vertical Change**	-1.45	5 ft	5	REF		
3892	87.0 to 89.5 feet	Cross Slope (PAR)	7.0-8.0%	5 ft	13	SF	$120	**$1,500**
41833	87.5 to 88.5 feet	**Vertical Change**	-.82	5 ft	5	REF		
3893	90.5 to 104.4 feet	Cross Slope (PAR)	4.0-5.0%	5 ft	70	SF	$120	**$8,340**
48166	95.9 to 96.9 feet	**Vertical Change**	-.39	5 ft	5	REF		
3895	104.4 to 119.3 feet	Cross Slope (PAR)	2.0-3.0%	5 ft	75	SF	$120	**$8,940**
49014	107.3 to 108.3 feet	**Vertical Change**	-.36	5 ft	5	REF		
52969	122.2 to 123.2 feet	**Vertical Change**	-.27	5 ft	5	LF	$75	**$375**
3898	124.3 to 142.8 feet	Cross Slope (PAR)	2.0-3.0%	5 ft	93	SF	$120	**$11,100**
48735	131.9 to 132.9 feet	**Vertical Change**	-.37	5 ft	5	REF		
50696	141.5 to 142.5 feet	**Vertical Change**	-.31	5 ft	5	REF		
3899	148.3 to 156.8 feet	Cross Slope (PAR)	2.0-3.0%	5 ft	43	SF	$120	**$5,100**
3900	159.3 to 167.3 feet	Cross Slope (PAR)	2.0-3.0%	5 ft	40	SF	$120	**$4,800**
3901	177.3 to 209.4 feet	Cross Slope (PAR)	2.0-3.0%	5 ft	161	SF	$120	**$19,260**
50322	180.0 to 181.0 feet	**Vertical Change**	-.32	5 ft	5	REF		
50323	208.3 to 209.3 feet	**Vertical Change**	-.32	5 ft	5	REF		
3902	212.2 to 215.3 feet	Cross Slope (PAR)	2.0-3.0%	5 ft	16	SF	$120	**$1,860**

Funding Source: TBD **Year to be Completed** TBD

Street Side	Run ID	Survey Street Name	Starting Street Name	End Street Name	Priority
E	1908211202	CLUBHOUSE DR	GRANITE FALLS WAY	AVE 26	47.5

ID	Dist. from Corner	Barrier Type	As-is Measurement/Notes	Sidewalk Width	Qty	Unit	Cost	Total
3903	217.7 to 306.0 feet	Cross Slope (PAR)	2.0-3.0%	5 ft	442	SF	$120	**$52,980**
53491	217.8 to 218.8 feet	**Vertical Change**	-.26	5 ft	5	REF		
3906	310.8 to 370.4 feet	Cross Slope (PAR)	2.0-3.0%	5 ft	298	SF	$120	**$35,760**
52970	331.4 to 332.4 feet	**Vertical Change**	-.27	5 ft	5	REF		
52028	350.3 to 351.3 feet	**Vertical Change**	-.29	5 ft	5	REF		
53492	370.0 to 371.0 feet	**Vertical Change**	-.26	5 ft	5	REF		
3910	370.4 to 504.8 feet	Cross Slope (PAR)	4.0-5.0%	5 ft	672	SF	$120	**$80,640**
49015	382.1 to 383.1 feet	**Vertical Change**	-.36	5 ft	5	REF		
52971	389.5 to 390.5 feet	**Vertical Change**	-.27	5 ft	5	REF		
53493	408.5 to 409.5 feet	**Vertical Change**	-.26	5 ft	5	REF		
49016	418.4 to 419.4 feet	**Vertical Change**	-.36	5 ft	5	REF		
50324	428.5 to 429.5 feet	**Vertical Change**	-.32	5 ft	5	REF		
46563	448.0 to 449.0 feet	**Vertical Change**	-.45	5 ft	5	REF		
47018	457.5 to 458.5 feet	**Vertical Change**	-.43	5 ft	5	REF		
44838	466.7 to 467.7 feet	**Vertical Change**	-.53	5 ft	5	REF		
45903	475.8 to 476.8 feet	**Vertical Change**	-.48	5 ft	5	REF		
43856	485.2 to 486.2 feet	**Vertical Change**	-.58	5 ft	5	REF		
42465	494.7 to 495.7 feet	**Vertical Change**	-.69	5 ft	5	REF		
45704	501.3 to 502.3 feet	**Vertical Change**	-.49	5 ft	5	REF		
3929	504.8 to 508.6 feet	Cross Slope (PAR)	2.0-3.0%	5 ft	19	SF	$120	**$2,280**
52029	507.3 to 508.3 feet	**Vertical Change**	-.29	5 ft	5	REF		

TOTAL COST FOR: E *side of* **CLUBHOUSE DR** *Starting at:* **GRANITE FALLS WAY** **$284,670.00**

Funding Source: TBD **Year to be Completed** TBD

Street Side	Run ID	Survey Street Name	Starting Street Name	End Street Name	Priority
SE	1909251532	COLUSA AVE	105 COLUSA AVE	1ST ST	66.25

ID	Dist. from Corner	Barrier Type	As-is Measurement/Notes	Sidewalk Width	Qty	Unit	Cost	Total
21043	2.4 to 13.8 feet	Cross Slope (PAR)	2.0-3.0%	5 ft	51	SF	$120	**$6,156**
21048	14.7 to 35.2 feet	Cross Slope (PAR)	4.0-5.0%	5 ft	92	SF	$120	**$11,070**
56166	19.5 to 20.5 feet	**Vertical Change**	.4	5 ft	5	REF		
59182	34.2 to 50.0 feet	Driveway				REF		
40539	35.8 to 38.2 feet	Running Slope	5.0-6.0%	5 ft	11	REF		
21055	38.7 to 47.8 feet	**Cross Slope (Driveway)**	>15%	5 ft	41	SF	$40	**$1,638**
40540	47.1 to 48.8 feet	Running Slope	5.0-6.0%	5 ft	8	REF		
21056	51.3 to 61.9 feet	Cross Slope (PAR)	3.0-4.0%	5 ft	48	SF	$120	**$5,724**

TOTAL COST FOR: SE *side of* **COLUSA AVE** *Starting at:* **105 COLUSA AVE** **$24,588.00**

Funding Source: TBD **Year to be Completed** TBD

Street Side	Run ID	Survey Street Name	Starting Street Name	End Street Name	Priority
NW	51909261346	COLUSA AVE	13TH ST	SIDEWALK ENDS	52

ID	Dist. from Corner	Barrier Type	As-is Measurement/Notes	Sidewalk Width	Qty	Unit	Cost	Total
38279	10.4 to 14.3 feet	Cross Slope (PAR)	2.0-3.0%	6 ft	21	SF	$120	**$2,574**
38280	16.8 to 18.8 feet	Cross Slope (PAR)	2.0-3.0%	6 ft	11	SF	$120	**$1,320**
38281	21.6 to 29.7 feet	Cross Slope (PAR)	2.0-3.0%	6 ft	45	SF	$120	**$5,346**
38282	38.0 to 39.0 feet	Cross Slope (PAR)	2.0-3.0%	6 ft	6	SF	$120	**$660**

TOTAL COST FOR: NW *side of* **COLUSA AVE** *Starting at:* **13TH ST** **$9,900.00**

Funding Source: TBD **Year to be Completed** TBD

Street Side	Run ID	Survey Street Name	Starting Street Name	End Street Name	Priority
NW	51909261347	COLUSA AVE	13TH ST	SIDEWALK ENDS	85

ID	Dist. from Corner	Barrier Type	As-is Measurement/Notes	Sidewalk Width	Qty	Unit	Cost	Total
60289	0.9 to 23.0 feet	Driveway				REF		
38286	9.5 to 12.0 feet	Cross Slope (Driveway)	5.0-6.0%	6 ft	14	SF	$40	**$550**
38287	14.2 to 19.0 feet	Cross Slope (Driveway)	11.0-12.0%	6 ft	26	SF	$40	**$1,056**
56893	18.3 to 19.3 feet	Vertical Change	.5	6 ft	6	REF		
41118	22.4 to 23.4 feet	Running Slope	8.0-9.0%	6 ft	6	REF		
38289	23.1 to 24.2 feet	Cross Slope (Driveway)	3.0-4.0%	6 ft	6	SF	$40	**$242**
38290	44.5 to 53.7 feet	Cross Slope (PAR)	2.0-3.0%	6 ft	51	SF	$120	**$6,072**
60290	52.4 to 74.0 feet	Driveway				REF		
38292	59.7 to 70.7 feet	Cross Slope (Driveway)	13.014	6 ft	61	SF	$40	**$2,420**
38294	70.7 to 74.3 feet	Cross Slope (Driveway)	>15%	6 ft	20	SF	$40	**$792**

TOTAL COST FOR: NW *side of* **COLUSA AVE** *Starting at:* **13TH ST** **$11,132.00**

Funding Source: TBD **Year to be Completed** TBD

Street Side	Run ID	Survey Street Name	Starting Street Name	End Street Name	Priority
SE	51909261403	COLUSA AVE	13TH ST	12TH ST	94.25

ID	Dist. from Corner	Barrier Type	As-is Measurement/Notes	Sidewalk Width	Qty	Unit	Cost	Total
38390	0.0 to 41.5 feet	Cross Slope (PAR)	2.0-3.0%	6 ft	228	SF	$120	**$27,390**
41121	0.0 to 1.3 feet	Running Slope	5.0-6.0%	6 ft	7	REF		
56895	9.4 to 10.4 feet	**Vertical Change**	.5	6 ft	6	REF		
38400	45.9 to 49.0 feet	Cross Slope (PAR)	2.0-3.0%	6 ft	17	SF	$120	**$2,046**
60298	48.8 to 62.9 feet	Driveway				REF		
38401	53.6 to 60.8 feet	**Cross Slope (Driveway)**	>15%	6 ft	40	SF	$40	**$1,584**
41122	59.9 to 61.9 feet	Running Slope	5.0-6.0%	6 ft	11	REF		
38402	64.5 to 82.1 feet	Cross Slope (PAR)	3.0-4.0%	6 ft	97	SF	$120	**$11,616**
60299	80.5 to 95.5 feet	Driveway				REF		
38409	85.9 to 90.8 feet	**Cross Slope (Driveway)**	13.014	6 ft	27	SF	$40	**$1,078**
38411	91.1 to 92.8 feet	**Cross Slope (Driveway)**	11.0-12.0%	6 ft	9	SF	$40	**$374**
56587	92.8 to 93.8 feet	**Vertical Change**	.4	6 ft	6	REF		
47842	96.5 to 97.5 feet	**Vertical Change**	-.4	6 ft	6	REF		
55864	96.8 to 97.8 feet	**Vertical Change**	.3	6 ft	6	REF		
38412	97.0 to 101.9 feet	Cross Slope (PAR)	2.0-3.0%	6 ft	27	SF	$120	**$3,234**
41884	99.7 to 100.7 feet	**Vertical Change**	-.8	6 ft	6	REF		
47843	101.4 to 104.2 feet	**Vertical Change**	-.4	6 ft	15	REF		
38414	101.9 to 110.8 feet	Cross Slope (PAR)	4.0-5.0%	6 ft	49	SF	$120	**$5,874**
55865	105.6 to 106.6 feet	**Vertical Change**	.3	6 ft	6	REF		
51449	108.2 to 109.2 feet	**Vertical Change**	-.3	6 ft	6	REF		
43546	110.7 to 111.7 feet	**Vertical Change**	-.6	6 ft	6	REF		
38418	111.1 to 117.2 feet	Cross Slope (PAR)	2.0-3.0%	6 ft	34	SF	$120	**$4,026**
55866	114.1 to 115.1 feet	**Vertical Change**	.3	6 ft	6	REF		
38420	119.3 to 120.6 feet	Cross Slope (PAR)	3.0-4.0%	6 ft	7	SF	$120	**$858**
56588	119.9 to 120.9 feet	**Vertical Change**	.4	6 ft	6	REF		
38421	121.8 to 129.7 feet	Cross Slope (PAR)	2.0-3.0%	6 ft	43	SF	$120	**$5,214**
51450	122.4 to 123.4 feet	**Vertical Change**	-.3	6 ft	6	REF		
51451	127.2 to 128.2 feet	**Vertical Change**	-.3	6 ft	5	REF		

Funding Source: TBD **Year to be Completed** TBD

Street Side	Run ID	Survey Street Name	Starting Street Name	End Street Name	Priority
SE	51909261403	COLUSA AVE	13TH ST	12TH ST	94.25

ID	Dist. from Corner	Barrier Type	As-is Measurement/Notes	Sidewalk Width	Qty	Unit	Cost	Total
60300	129.5 to 143.8 feet	Driveway				REF		
57116	131.8 to 132.8 feet	Vertical Change	.6	6 ft	6	REF		
38422	133.4 to 141.5 feet	Cross Slope (Driveway)	14.0-15.0%	6 ft	45	SF	$40	$1,782
51452	140.4 to 141.4 feet	Vertical Change	-.3	6 ft	6	REF		
38425	147.3 to 154.4 feet	Cross Slope (PAR)	3.0-4.0%	6 ft	39	SF	$120	$4,686
60301	153.8 to 172.8 feet	Driveway				REF		
38428	160.3 to 164.0 feet	Cross Slope (Driveway)	12.0-13.0%	6 ft	20	SF	$40	$814
38429	164.8 to 173.7 feet	Cross Slope (Driveway)	10.0-11.0%	6 ft	49	SF	$40	$1,958
41123	173.3 to 174.9 feet	Running Slope	5.0-6.0%	6 ft	9	REF		
38434	180.6 to 183.2 feet	Cross Slope (PAR)	2.0-3.0%	6 ft	14	SF	$120	$1,716
56589	185.8 to 186.8 feet	Vertical Change	.4	6 ft	6	LF	$75	$413
55867	190.1 to 191.1 feet	Vertical Change	.3	6 ft	6	LF	$75	$413
38435	191.2 to 194.8 feet	Cross Slope (PAR)	2.0-3.0%	6 ft	20	SF	$120	$2,376
56590	193.5 to 197.3 feet	Vertical Change	.4	6 ft	21	REF		
51453	213.3 to 214.3 feet	Vertical Change	-.3	6 ft	6	LF	$75	$413
60302	214.3 to 233.8 feet	Driveway				REF		
38437	220.8 to 230.4 feet	Cross Slope (Driveway)	>15%	6 ft	53	SF	$40	$2,112
55868	231.3 to 232.3 feet	Vertical Change	.3	6 ft	6	REF		
41124	232.7 to 233.7 feet	Running Slope	5.0-6.0%	6 ft	6	REF		
38439	234.7 to 239.3 feet	Cross Slope (PAR)	3.0-4.0%	6 ft	25	SF	$120	$3,036
38441	239.3 to 254.5 feet	Cross Slope (PAR)	5.0-6.0%	6 ft	84	SF	$120	$10,032
38446	256.9 to 281.1 feet	Cross Slope (PAR)	4.0-5.0%	6 ft	133	SF	$120	$15,972
55869	257.5 to 258.5 feet	Vertical Change	.3	6 ft	6	REF		
60303	279.1 to 295.3 feet	Driveway				REF		
38452	285.3 to 290.6 feet	Cross Slope (Driveway)	14.0-15.0%	6 ft	29	SF	$40	$1,166
56591	288.8 to 289.8 feet	Vertical Change	.4	6 ft	6	REF		
38454	291.3 to 292.7 feet	Cross Slope (Driveway)	12.0-13.0%	6 ft	8	SF	$40	$308

TOTAL COST FOR: SE *side of* **COLUSA AVE** *Starting at:* **13TH ST** **$110,489.50**

Funding Source: TBD **Year to be Completed** TBD

Street Side	Run ID	Survey Street Name	Starting Street Name	End Street Name	Priority
NW	1909251441	COLUSA AVE	2ND ST	208 COLUSA AVE	96.25

ID	Dist. from Corner	Barrier Type	As-is Measurement/Notes	Sidewalk Width	Qty	Unit	Cost	Total
21579	0.8 to 13.6 feet	Cross Slope (PAR)	4.0-5.0%	5 ft	58	SF	$120	**$6,912**
21581	14.7 to 60.3 feet	Cross Slope (PAR)	2.0-3.0%	5 ft	205	SF	$120	**$24,624**
59220	61.9 to 85.5 feet	Driveway				REF		
40600	63.7 to 65.3 feet	Running Slope	9.0-10.0%	5 ft	7	REF		
21587	66.7 to 82.4 feet	**Cross Slope (Driveway)**	>15%	5 ft	71	SF	$40	**$2,826**
40601	83.1 to 85.2 feet	Running Slope	8.0-9.0%	5 ft	9	REF		
21588	87.3 to 103.6 feet	Cross Slope (PAR)	2.0-3.0%	5 ft	73	SF	$120	**$8,802**
56180	87.9 to 88.9 feet	**Vertical Change**	.4	5 ft	5	REF		
21591	103.6 to 129.8 feet	Cross Slope (PAR)	4.0-5.0%	5 ft	118	SF	$120	**$14,148**
59221	129.7 to 153.9 feet	Driveway				REF		
21597	129.8 to 131.2 feet	**Cross Slope (Driveway)**	6.0-7.0%	5 ft	6	SF	$40	**$252**
40602	131.5 to 133.7 feet	Running Slope	6.0-7.0%	5 ft	10	REF		
21598	133.8 to 152.7 feet	**Cross Slope (Driveway)**	>15%	5 ft	85	SF	$40	**$3,402**
40603	150.8 to 152.0 feet	Running Slope	5.0-6.0%	5 ft	5	REF		
21599	154.9 to 156.0 feet	Cross Slope (PAR)	8.0-9.0%	5 ft	5	SF	$120	**$594**

TOTAL COST FOR: NW *side of* **COLUSA AVE** *Starting at:* **2ND ST** **$61,560.00**

Funding Source: TBD **Year to be Completed** TBD

Street Side	Run ID	Survey Street Name	Starting Street Name	End Street Name	Priority
NW	1909251447	COLUSA AVE	3RD ST	4TH ST	89.75

ID	Dist. from Corner	Barrier Type	As-is Measurement/Notes	Sidewalk Width	Qty	Unit	Cost	Total
56179	2.5 to 3.5 feet	Vertical Change	.4	5 ft	5	LF	$75	$338
21527	7.3 to 8.8 feet	Cross Slope (PAR)	2.0-3.0%	5 ft	7	SF	$120	$810
21528	41.9 to 44.0 feet	Cross Slope (PAR)	3.0-4.0%	5 ft	9	SF	$120	$1,134
21529	66.2 to 102.3 feet	Cross Slope (PAR)	2.0-3.0%	5 ft	162	SF	$120	$19,494
21534	102.3 to 127.1 feet	Cross Slope (PAR)	4.0-5.0%	5 ft	112	SF	$120	$13,392
59218	102.4 to 138.8 feet	Driveway				REF		
40596	105.3 to 106.4 feet	Running Slope	9.0-10.0%	5 ft	5	REF		
21543	127.1 to 134.9 feet	Cross Slope (Driveway)	2.0-3.0%	5 ft	35	SF	$40	$1,404
40597	136.7 to 138.2 feet	Running Slope	10.0-11.0%	5 ft	7	REF		
59219	140.3 to 183.6 feet	Driveway				REF		
40598	141.6 to 142.9 feet	Running Slope	7.0-8.0%	5 ft	6	REF		
21546	144.8 to 180.4 feet	Cross Slope (Driveway)	14.0-15.0%	5 ft	160	SF	$40	$6,408
57568	175.0 to 176.0 feet	Vertical Change	2.6	5 ft	5	REF		
40599	181.0 to 183.3 feet	Running Slope	9.0-10.0%	5 ft	10	REF		
54720	182.9 to 183.9 feet	Vertical Change	.3	5 ft	5	REF		
21555	184.8 to 205.4 feet	Cross Slope (PAR)	2.0-3.0%	5 ft	93	SF	$120	$11,124
21557	210.3 to 265.3 feet	Cross Slope (PAR)	2.0-3.0%	5 ft	248	SF	$120	$29,700
21566	265.8 to 278.8 feet	Cross Slope (PAR)	4.0-5.0%	5 ft	59	SF	$120	$7,020
21570	279.0 to 286.7 feet	Cross Slope (PAR)	2.0-3.0%	5 ft	35	SF	$120	$4,158
21572	287.1 to 312.7 feet	Cross Slope (PAR)	4.0-5.0%	5 ft	115	SF	$120	$13,824
75	303.0 to 304.0 feet	Continuous Width		5 ft	5	SF	$120	$540

TOTAL COST FOR: NW *side of* **COLUSA AVE** *Starting at:* **3RD ST** **$109,345.50**

Funding Source: TBD **Year to be Completed** TBD

Street Side	Run ID	Survey Street Name	Starting Street Name	End Street Name	Priority
SE	1909251530	COLUSA AVE	3RD ST	105 COLUSA AVE	108

ID	Dist. from Corner	Barrier Type	As-is Measurement/Notes	Sidewalk Width	Qty	Unit	Cost	Total
21059	1.9 to 16.9 feet	Cross Slope (PAR)	2.0-3.0%	5 ft	67	SF	$120	**$8,100**
21062	20.5 to 23.9 feet	Cross Slope (PAR)	2.0-3.0%	5 ft	15	SF	$120	**$1,836**
21063	28.2 to 29.6 feet	Cross Slope (PAR)	2.0-3.0%	5 ft	6	SF	$120	**$756**
59183	28.8 to 44.0 feet	Driveway				REF		
40541	30.4 to 32.3 feet	Running Slope	7.0-8.0%	5 ft	9	REF		
21064	34.2 to 41.0 feet	**Cross Slope (Driveway)**	>15%	5 ft	31	SF	$40	**$1,224**
40542	41.2 to 44.0 feet	Running Slope	6.0-7.0%	5 ft	13	REF		
21066	45.8 to 61.1 feet	Cross Slope (PAR)	4.0-5.0%	5 ft	69	SF	$120	**$8,262**
21069	62.3 to 73.3 feet	Cross Slope (PAR)	2.0-3.0%	5 ft	50	SF	$120	**$5,940**
21071	73.3 to 82.8 feet	Cross Slope (PAR)	4.0-5.0%	5 ft	43	SF	$120	**$5,130**
59184	81.5 to 96.8 feet	Driveway				REF		
40543	83.3 to 84.9 feet	Running Slope	8.0-9.0%	5 ft	7	REF		
21074	86.5 to 90.9 feet	**Cross Slope (Driveway)**	>15%	5 ft	20	SF	$40	**$792**
21076	90.9 to 93.2 feet	**Cross Slope (Driveway)**	13.014	5 ft	10	SF	$40	**$414**
40544	94.1 to 95.4 feet	Running Slope	7.0-8.0%	5 ft	6	REF		
21077	98.1 to 101.8 feet	Cross Slope (PAR)	2.0-3.0%	5 ft	17	SF	$120	**$1,998**
21078	106.6 to 124.5 feet	Cross Slope (PAR)	2.0-3.0%	5 ft	81	SF	$120	**$9,666**
21081	126.7 to 132.8 feet	Cross Slope (PAR)	6.0-7.0%	5 ft	27	SF	$120	**$3,294**
59185	132.3 to 146.3 feet	Driveway				REF		
40545	133.3 to 134.4 feet	Running Slope	5.0-6.0%	5 ft	5	REF		
21083	135.9 to 144.1 feet	**Cross Slope (Driveway)**	>15%	5 ft	37	SF	$40	**$1,476**
40546	143.6 to 146.5 feet	Running Slope	5.0-6.0%	5 ft	13	REF		
54692	145.2 to 146.2 feet	**Vertical Change**	.3	5 ft	5	REF		
21084	147.4 to 148.8 feet	Cross Slope (PAR)	5.0-6.0%	5 ft	6	SF	$120	**$756**
21085	149.1 to 150.9 feet	Cross Slope (PAR)	6.0-7.0%	5 ft	8	SF	$120	**$972**
21086	155.1 to 156.8 feet	Cross Slope (PAR)	6.0-7.0%	5 ft	8	SF	$120	**$918**
21087	157.4 to 160.3 feet	Cross Slope (PAR)	5.0-6.0%	5 ft	13	SF	$120	**$1,566**
56707	157.9 to 158.9 feet	**Vertical Change**	.5	5 ft	5	REF		

Funding Source: TBD **Year to be Completed** TBD

Street Side	Run ID	Survey Street Name	Starting Street Name	End Street Name	Priority
SE	1909251530	COLUSA AVE	3RD ST	105 COLUSA AVE	108

ID	Dist. from Corner	Barrier Type	As-is Measurement/Notes	Sidewalk Width	Qty	Unit	Cost	Total
21089	160.3 to 170.8 feet	Cross Slope (PAR)	3.0-4.0%	5 ft	47	SF	$120	**$5,670**
21091	170.8 to 183.5 feet	Cross Slope (PAR)	5.0-6.0%	5 ft	57	SF	$120	**$6,858**
54693	178.5 to 179.5 feet	**Vertical Change**	.3	5 ft	5	REF		
59186	183.5 to 197.4 feet	Driveway				REF		
40547	185.2 to 186.9 feet	Running Slope	6.0-7.0%	5 ft	8	REF		
21093	187.9 to 194.3 feet	**Cross Slope (Driveway)**	>15%	5 ft	29	SF	$40	**$1,152**
40548	195.8 to 197.1 feet	Running Slope	6.0-7.0%	5 ft	6	REF		
21094	198.5 to 201.5 feet	Cross Slope (PAR)	2.0-3.0%	5 ft	14	SF	$120	**$1,620**
21095	206.8 to 221.8 feet	Cross Slope (PAR)	3.0-4.0%	5 ft	68	SF	$120	**$8,100**
56167	208.3 to 209.3 feet	**Vertical Change**	.4	5 ft	5	REF		
21098	222.3 to 224.2 feet	Cross Slope (PAR)	2.0-3.0%	5 ft	9	SF	$120	**$1,026**
21099	226.4 to 235.8 feet	Cross Slope (PAR)	2.0-3.0%	5 ft	42	SF	$120	**$5,076**
57606	229.8 to 230.8 feet	**Vertical Change**	3	5 ft	5	REF		
59187	234.4 to 249.0 feet	Driveway				REF		
40549	236.0 to 237.2 feet	Running Slope	5.0-6.0%	5 ft	5	REF		
40550	237.2 to 238.3 feet	Running Slope	6.0-7.0%	5 ft	5	REF		
21100	239.3 to 246.4 feet	**Cross Slope (Driveway)**	>15%	5 ft	32	SF	$40	**$1,278**
40551	246.4 to 248.3 feet	Running Slope	7.0-8.0%	5 ft	9	REF		
21101	250.8 to 255.2 feet	Cross Slope (PAR)	2.0-3.0%	5 ft	20	SF	$120	**$2,376**
21103	256.0 to 267.3 feet	Cross Slope (PAR)	4.0-5.0%	5 ft	51	SF	$120	**$6,102**
21105	267.3 to 283.3 feet	Cross Slope (PAR)	2.0-3.0%	5 ft	72	SF	$120	**$8,640**
59188	285.9 to 300.3 feet	Driveway				REF		
21110	286.0 to 287.0 feet	**Cross Slope (Driveway)**	2.0-3.0%	5 ft	5	SF	$40	**$180**
21111	291.4 to 297.4 feet	**Cross Slope (Driveway)**	14.0-15.0%	5 ft	27	SF	$40	**$1,080**
40552	298.2 to 299.2 feet	Running Slope	5.0-6.0%	5 ft	5	REF		
40553	299.2 to 300.3 feet	Running Slope	6.0-7.0%	5 ft	5	REF		
21113	301.3 to 327.2 feet	Cross Slope (PAR)	3.0-4.0%	5 ft	117	SF	$120	**$13,986**
21120	327.8 to 339.6 feet	Cross Slope (PAR)	2.0-3.0%	5 ft	53	SF	$120	**$6,372**

Funding Source: TBD **Year to be Completed** TBD

Street Side	Run ID	Survey Street Name	Starting Street Name	End Street Name	Priority
SE	1909251530	COLUSA AVE	3RD ST	105 COLUSA AVE	108

ID	Dist. from Corner	Barrier Type	As-is Measurement/Notes	Sidewalk Width	Qty	Unit	Cost	Total
57177	328.2 to 329.2 feet	Vertical Change	.7	5 ft	5	REF		
59189	339.1 to 359.7 feet	Driveway				REF		
21124	344.6 to 348.6 feet	Cross Slope (Driveway)	13.014	5 ft	18	SF	$40	**$720**
21126	348.6 to 353.7 feet	Cross Slope (Driveway)	11.0-12.0%	5 ft	23	SF	$40	**$918**
21128	353.7 to 356.0 feet	Cross Slope (Driveway)	13.014	5 ft	10	SF	$40	**$414**
21129	365.8 to 384.7 feet	Cross Slope (PAR)	4.0-5.0%	5 ft	85	SF	$120	**$10,206**
21134	384.7 to 386.3 feet	Cross Slope (PAR)	2.0-3.0%	5 ft	7	SF	$120	**$864**
21135	388.6 to 401.0 feet	Cross Slope (PAR)	3.0-4.0%	5 ft	56	SF	$120	**$6,696**
59190	399.9 to 414.8 feet	Driveway				REF		
40554	400.8 to 403.3 feet	Running Slope	7.0-8.0%	5 ft	11	REF		
21138	405.1 to 409.4 feet	Cross Slope (Driveway)	>15%	5 ft	19	SF	$40	**$774**
40555	411.4 to 413.6 feet	Running Slope	6.0-7.0%	5 ft	10	REF		
21140	418.0 to 420.5 feet	Cross Slope (PAR)	3.0-4.0%	5 ft	11	SF	$120	**$1,350**
21142	421.8 to 441.3 feet	Cross Slope (PAR)	5.0-6.0%	5 ft	88	SF	$120	**$10,530**
21146	442.2 to 444.0 feet	Cross Slope (PAR)	3.0-4.0%	5 ft	8	SF	$120	**$972**
21147	444.0 to 449.6 feet	Cross Slope (PAR)	2.0-3.0%	5 ft	25	SF	$120	**$3,024**
59191	450.2 to 466.2 feet	Driveway				REF		
40556	451.4 to 452.9 feet	Running Slope	6.0-7.0%	5 ft	7	REF		
21149	455.2 to 462.3 feet	Cross Slope (Driveway)	13.014	5 ft	32	SF	$40	**$1,278**
40557	464.5 to 465.6 feet	Running Slope	7.0-8.0%	5 ft	5	REF		
21152	467.2 to 473.2 feet	Cross Slope (PAR)	2.0-3.0%	5 ft	27	SF	$120	**$3,240**
21155	473.2 to 494.5 feet	Cross Slope (PAR)	4.0-5.0%	5 ft	96	SF	$120	**$11,502**
21162	496.7 to 502.7 feet	Cross Slope (PAR)	3.0-4.0%	5 ft	27	SF	$120	**$3,240**
59192	501.3 to 516.3 feet	Driveway				REF		
40558	503.8 to 505.6 feet	Running Slope	6.0-7.0%	5 ft	8	REF		
21163	506.5 to 511.5 feet	Cross Slope (Driveway)	14.0-15.0%	5 ft	23	SF	$40	**$900**
40559	513.4 to 516.3 feet	Running Slope	5.0-6.0%	5 ft	13	REF		
21166	519.8 to 553.1 feet	Cross Slope (PAR)	3.0-4.0%	5 ft	150	SF	$120	**$17,982**
56168	524.2 to 525.2 feet	Vertical Change	.4	5 ft	5	REF		

Funding Source: TBD **Year to be Completed** TBD

Street Side	Run ID	Survey Street Name	Starting Street Name	End Street Name	Priority
SE	1909251530	COLUSA AVE	3RD ST	105 COLUSA AVE	108

ID	Dist. from Corner	Barrier Type	As-is Measurement/Notes	Sidewalk Width	Qty	Unit	Cost	Total
57178	526.8 to 527.8 feet	Vertical Change	.7	5 ft	5	REF		
56169	540.8 to 541.8 feet	Vertical Change	.4	5 ft	5	REF		
59193	552.1 to 568.1 feet	Driveway				REF		
40560	554.3 to 555.4 feet	Running Slope	7.0-8.0%	5 ft	5	REF		
21174	557.5 to 563.4 feet	Cross Slope (Driveway)	>15%	5 ft	27	SF	$40	**$1,062**
40561	565.8 to 567.3 feet	Running Slope	6.0-7.0%	5 ft	7	REF		
21176	568.3 to 572.6 feet	Cross Slope (Driveway)	3.0-4.0%	5 ft	19	SF	$40	**$774**
21177	572.6 to 606.1 feet	Cross Slope (PAR)	2.0-3.0%	5 ft	151	SF	$120	**$18,090**

TOTAL COST FOR: SE *side of* **COLUSA AVE** *Starting at:* **3RD ST** **$217,152.00**

Funding Source: TBD **Year to be Completed** TBD

Street Side	Run ID	Survey Street Name	Starting Street Name	End Street Name	Priority
NW	1909251451	COLUSA AVE	4TH ST	5TH ST	100.25

ID	Dist. from Corner	Barrier Type	As-is Measurement/Notes	Sidewalk Width	Qty	Unit	Cost	Total
21468	2.3 to 5.6 feet	Cross Slope (PAR)	2.0-3.0%	5 ft	15	SF	$120	**$1,782**
21470	9.1 to 20.6 feet	Cross Slope (PAR)	2.0-3.0%	5 ft	52	SF	$120	**$6,210**
57180	30.1 to 31.1 feet	**Vertical Change**	.7	5 ft	5	SF	$75	**$338**
21472	31.4 to 37.8 feet	Cross Slope (PAR)	2.0-3.0%	5 ft	29	SF	$120	**$3,456**
21474	42.7 to 57.0 feet	Cross Slope (PAR)	2.0-3.0%	5 ft	64	SF	$120	**$7,722**
21476	67.8 to 81.9 feet	Cross Slope (PAR)	2.0-3.0%	5 ft	63	SF	$120	**$7,614**
59215	80.8 to 100.8 feet	Driveway				REF		
21479	86.7 to 93.7 feet	**Cross Slope (Driveway)**	>15%	5 ft	32	SF	$40	**$1,260**
21480	96.5 to 97.9 feet	**Cross Slope (Driveway)**	14.0-15.0%	5 ft	6	SF	$40	**$252**
40595	98.4 to 99.9 feet	Running Slope	5.0-6.0%	5 ft	7	REF		
21481	102.1 to 137.3 feet	Cross Slope (PAR)	2.0-3.0%	5 ft	158	SF	$120	**$19,008**
57575	110.4 to 111.4 feet	**Vertical Change**	2.7	5 ft	5	SF	$75	**$338**
54718	135.3 to 136.3 feet	**Vertical Change**	.3	5 ft	5	REF		
59216	137.8 to 167.4 feet	Driveway				REF		
21488	142.8 to 164.8 feet	**Cross Slope (Driveway)**	13.014	5 ft	99	SF	$40	**$3,960**
54719	168.6 to 169.6 feet	**Vertical Change**	.3	5 ft	5	REF		
21495	168.6 to 169.8 feet	Cross Slope (PAR)	2.0-3.0%	5 ft	5	SF	$120	**$648**
21496	172.0 to 180.8 feet	Cross Slope (PAR)	2.0-3.0%	5 ft	40	SF	$120	**$4,752**
21499	183.6 to 189.6 feet	Cross Slope (PAR)	2.0-3.0%	5 ft	27	SF	$120	**$3,240**
21501	201.0 to 252.8 feet	Cross Slope (PAR)	2.0-3.0%	5 ft	233	SF	$120	**$27,972**
59217	203.2 to 216.0 feet	Driveway				REF		
57623	255.7 to 256.7 feet	**Vertical Change**	3.2	5 ft	5	SF	$75	**$338**
21514	259.2 to 272.6 feet	Cross Slope (PAR)	2.0-3.0%	5 ft	60	SF	$120	**$7,236**
21518	273.4 to 277.9 feet	Cross Slope (PAR)	4.0-5.0%	5 ft	20	SF	$120	**$2,430**
21520	278.3 to 295.9 feet	Cross Slope (PAR)	6.0-7.0%	5 ft	79	SF	$120	**$9,504**
21524	295.9 to 301.8 feet	Cross Slope (PAR)	5.0-6.0%	5 ft	27	SF	$120	**$3,186**
21526	302.4 to 303.6 feet	Cross Slope (PAR)	3.0-4.0%	5 ft	5	SF	$120	**$648**

TOTAL COST FOR: NW *side of* **COLUSA AVE** *Starting at:* **4TH ST** **$111,892.50**

Funding Source: TBD **Year to be Completed** TBD

Street Side	Run ID	Survey Street Name	Starting Street Name	End Street Name	Priority
SE	1909251524	COLUSA AVE	4TH ST	3RD ST	101.5

ID	Dist. from Corner	Barrier Type	As-is Measurement/Notes	Sidewalk Width	Qty	Unit	Cost	Total
21186	0.4 to 2.2 feet	Cross Slope (PAR)	3.0-4.0%	5 ft	8	SF	$120	**$972**
21187	3.9 to 8.1 feet	Cross Slope (PAR)	2.0-3.0%	5 ft	19	SF	$120	**$2,268**
21188	11.6 to 73.0 feet	Cross Slope (PAR)	2.0-3.0%	5 ft	276	SF	$120	**$33,156**
56170	72.6 to 73.6 feet	**Vertical Change**	.4	5 ft	5	REF		
21194	73.0 to 89.1 feet	Cross Slope (PAR)	4.0-5.0%	5 ft	72	SF	$120	**$8,694**
59194	88.3 to 104.1 feet	Driveway				REF		
40562	89.5 to 91.2 feet	Running Slope	7.0-8.0%	5 ft	8	REF		
21198	92.8 to 101.4 feet	**Cross Slope (Driveway)**	>15%	5 ft	39	SF	$40	**$1,548**
40563	101.7 to 103.9 feet	Running Slope	7.0-8.0%	5 ft	10	REF		
21200	106.3 to 109.1 feet	Cross Slope (PAR)	3.0-4.0%	5 ft	13	SF	$120	**$1,512**
21202	109.1 to 112.4 feet	Cross Slope (PAR)	5.0-6.0%	5 ft	15	SF	$120	**$1,782**
21203	112.4 to 113.8 feet	Cross Slope (PAR)	6.0-7.0%	5 ft	6	SF	$120	**$756**
21204	113.8 to 119.7 feet	Cross Slope (PAR)	5.0-6.0%	5 ft	27	SF	$120	**$3,186**
21206	120.0 to 128.3 feet	Cross Slope (PAR)	3.0-4.0%	5 ft	37	SF	$120	**$4,482**
21211	128.3 to 140.8 feet	Cross Slope (PAR)	2.0-3.0%	5 ft	56	SF	$120	**$6,750**
59195	141.4 to 155.4 feet	Driveway				REF		
40565	141.5 to 144.0 feet	Running Slope	5.0-6.0%	5 ft	11	REF		
21215	145.3 to 151.8 feet	**Cross Slope (Driveway)**	>15%	5 ft	29	SF	$40	**$1,170**
40567	152.8 to 155.4 feet	Running Slope	5.0-6.0%	5 ft	12	REF		
21216	156.1 to 157.8 feet	Cross Slope (PAR)	2.0-3.0%	5 ft	8	SF	$120	**$918**
56171	158.5 to 159.5 feet	**Vertical Change**	.4	5 ft	5	LF	$75	**$338**
59196	161.2 to 176.6 feet	Driveway				REF		
40568	163.4 to 164.8 feet	Running Slope	6.0-7.0%	5 ft	6	REF		
21217	166.6 to 173.1 feet	**Cross Slope (Driveway)**	13.014	5 ft	29	SF	$40	**$1,170**
40569	173.9 to 176.0 feet	Running Slope	6.0-7.0%	5 ft	9	REF		
21220	178.6 to 185.6 feet	Cross Slope (PAR)	2.0-3.0%	5 ft	32	SF	$120	**$3,780**
21221	190.8 to 215.1 feet	Cross Slope (PAR)	2.0-3.0%	5 ft	109	SF	$120	**$13,122**
57308	214.3 to 215.3 feet	**Vertical Change**	.9	5 ft	5	REF		
59197	215.1 to 228.1 feet	Driveway				REF		

Funding Source: TBD **Year to be Completed** TBD

Street Side	Run ID	Survey Street Name	Starting Street Name	End Street Name	Priority
SE	1909251524	COLUSA AVE	4TH ST	3RD ST	101.5

ID	Dist. from Corner	Barrier Type	As-is Measurement/Notes	Sidewalk Width	Qty	Unit	Cost	Total
21229	218.5 to 225.5 feet	Cross Slope (Driveway)	13.014	5 ft	32	SF	$40	**$1,260**
57026	227.1 to 228.1 feet	Vertical Change	.6	5 ft	5	REF		
21232	229.1 to 235.9 feet	Cross Slope (PAR)	2.0-3.0%	5 ft	31	SF	$120	**$3,672**
21234	239.5 to 252.4 feet	Cross Slope (PAR)	3.0-4.0%	5 ft	58	SF	$120	**$6,966**
21237	252.4 to 268.7 feet	Cross Slope (PAR)	2.0-3.0%	5 ft	73	SF	$120	**$8,802**
59198	272.0 to 291.4 feet	Driveway				REF		
40570	272.6 to 274.0 feet	Running Slope	6.0-7.0%	5 ft	6	REF		
21242	277.5 to 284.4 feet	Cross Slope (Driveway)	12.0-13.0%	5 ft	31	SF	$40	**$1,242**
21244	284.4 to 286.3 feet	Cross Slope (Driveway)	14.0-15.0%	5 ft	9	SF	$40	**$342**
56172	289.3 to 290.3 feet	Vertical Change	.4	5 ft	5	REF		
21245	291.3 to 308.4 feet	Cross Slope (Driveway)	2.0-3.0%	5 ft	77	SF	$40	**$3,078**

TOTAL COST FOR: SE *side of* **COLUSA AVE** *Starting at:* **4TH ST** **$110,965.50**

Funding Source: TBD **Year to be Completed** TBD

Street Side	Run ID	Survey Street Name	Starting Street Name	End Street Name	Priority
SE	1909251513	COLUSA AVE	517 COLUSA AVE	513 COLUSA AVE	103.75

ID	Dist. from Corner	Barrier Type	As-is Measurement/Notes	Sidewalk Width	Qty	Unit	Cost	Total
54700	0.4 to 1.4 feet	Vertical Change	.3	5 ft	5	LF	$75	$338
21331	5.3 to 8.2 feet	Cross Slope (PAR)	2.0-3.0%	5 ft	13	SF	$120	$1,566
54701	10.4 to 11.4 feet	Vertical Change	.3	5 ft	5	LF	$75	$338
21332	12.6 to 20.7 feet	Cross Slope (PAR)	2.0-3.0%	5 ft	36	SF	$120	$4,374
59201	20.3 to 45.3 feet	Driveway				REF		
40573	21.6 to 24.3 feet	Running Slope	6.0-7.0%	5 ft	12	REF		
21333	24.9 to 42.4 feet	Cross Slope (Driveway)	14.0-15.0%	5 ft	79	SF	$40	$3,150
54702	31.1 to 32.1 feet	Vertical Change	.3	5 ft	5	REF		
40574	42.5 to 44.6 feet	Running Slope	7.0-8.0%	5 ft	9	REF		
57607	43.9 to 44.9 feet	Vertical Change	3	5 ft	5	REF		
21337	46.0 to 50.0 feet	Cross Slope (PAR)	2.0-3.0%	5 ft	18	SF	$120	$2,160
59202	50.7 to 77.3 feet	Driveway				REF		
54703	50.9 to 51.9 feet	Vertical Change	.3	5 ft	5	REF		
40575	52.4 to 53.6 feet	Running Slope	8.0-9.0%	5 ft	5	REF		
21338	55.3 to 73.7 feet	Cross Slope (Driveway)	>15%	5 ft	83	SF	$40	$3,312
56709	63.3 to 64.3 feet	Vertical Change	.5	5 ft	5	REF		
54704	75.6 to 76.6 feet	Vertical Change	.3	5 ft	5	REF		
21340	77.4 to 78.8 feet	Cross Slope (Driveway)	3.0-4.0%	5 ft	6	SF	$40	$252
21341	78.8 to 98.7 feet	Cross Slope (PAR)	2.0-3.0%	5 ft	90	SF	$120	$10,746

TOTAL COST FOR: SE *side of* **COLUSA AVE** *Starting at:* **517 COLUSA AVE** **$26,235.00**

Funding Source: TBD **Year to be Completed** TBD

Street Side	Run ID	Survey Street Name	Starting Street Name	End Street Name	Priority
SE	1909251518	COLUSA AVE	5TH ST	4TH ST	104.25

ID	Dist. from Corner	Barrier Type	As-is Measurement/Notes	Sidewalk Width	Qty	Unit	Cost	Total
21248	1.3 to 10.2 feet	Cross Slope (PAR)	6.0-7.0%	5 ft	44	SF	$120	**$5,340**
56708	1.6 to 2.6 feet	**Vertical Change**	.5	5 ft	5	REF		
56173	5.5 to 6.5 feet	**Vertical Change**	.4	5 ft	5	REF		
21252	12.7 to 21.5 feet	Cross Slope (PAR)	7.0-8.0%	5 ft	44	SF	$120	**$5,280**
56174	13.0 to 14.0 feet	**Vertical Change**	.4	5 ft	5	REF		
21255	21.5 to 30.9 feet	Cross Slope (PAR)	5.0-6.0%	5 ft	47	SF	$120	**$5,640**
21258	30.9 to 69.1 feet	Cross Slope (PAR)	3.0-4.0%	5 ft	191	SF	$120	**$22,920**
54694	48.9 to 49.9 feet	**Vertical Change**	.3	5 ft	5	LF	$75	**$375**
21268	69.3 to 71.2 feet	Cross Slope (PAR)	2.0-3.0%	5 ft	10	SF	$120	**$1,140**
59199	69.8 to 100.9 feet	Driveway				REF		
21269	75.7 to 78.3 feet	**Cross Slope (Driveway)**	11.0-12.0%	5 ft	13	SF	$40	**$520**
21271	78.3 to 96.2 feet	**Cross Slope (Driveway)**	13.014	5 ft	90	SF	$40	**$3,580**
21277	101.3 to 102.6 feet	**Cross Slope (Driveway)**	2.0-3.0%	5 ft	7	SF	$40	**$260**
57027	107.5 to 108.5 feet	**Vertical Change**	.6	5 ft	5	SF	$75	**$375**
21278	112.2 to 122.8 feet	Cross Slope (PAR)	2.0-3.0%	5 ft	53	SF	$120	**$6,360**
21280	123.1 to 147.7 feet	Cross Slope (PAR)	4.0-5.0%	5 ft	123	SF	$120	**$14,760**
56175	136.0 to 137.0 feet	**Vertical Change**	.4	5 ft	5	REF		
57351	140.9 to 141.9 feet	**Vertical Change**	1	5 ft	5	REF		
21289	148.8 to 153.4 feet	Cross Slope (PAR)	6.0-7.0%	5 ft	23	SF	$120	**$2,760**
21290	153.4 to 157.4 feet	Cross Slope (PAR)	5.0-6.0%	5 ft	20	SF	$120	**$2,400**
21292	157.7 to 163.8 feet	Cross Slope (PAR)	6.0-7.0%	5 ft	31	SF	$120	**$3,660**
21295	164.6 to 176.1 feet	Cross Slope (PAR)	5.0-6.0%	5 ft	58	SF	$120	**$6,900**
21297	177.0 to 188.7 feet	Cross Slope (PAR)	3.0-4.0%	5 ft	59	SF	$120	**$7,020**
59200	186.7 to 218.5 feet	Driveway				REF		
40571	189.9 to 190.9 feet	Running Slope	5.0-6.0%	5 ft	5	REF		
21301	192.0 to 195.7 feet	**Cross Slope (Driveway)**	12.0-13.0%	5 ft	19	SF	$40	**$740**
21303	198.3 to 203.3 feet	**Cross Slope (Driveway)**	12.0-13.0%	5 ft	25	SF	$40	**$1,000**
21306	203.3 to 206.3 feet	**Cross Slope (Driveway)**	14.0-15.0%	5 ft	15	SF	$40	**$600**

Funding Source: TBD **Year to be Completed** TBD

Street Side	Run ID	Survey Street Name	Starting Street Name	End Street Name	Priority
SE	1909251518	COLUSA AVE	5TH ST	4TH ST	104.25

ID	Dist. from Corner	Barrier Type	As-is Measurement/Notes	Sidewalk Width	Qty	Unit	Cost	Total
21308	206.3 to 214.8 feet	Cross Slope (Driveway)	12.0-13.0%	5 ft	43	SF	$40	$1,700
40572	215.9 to 217.3 feet	Running Slope	6.0-7.0%	5 ft	7	REF		
54695	217.0 to 218.0 feet	Vertical Change	.3	5 ft	5	REF		
21311	218.7 to 227.5 feet	Cross Slope (PAR)	3.0-4.0%	5 ft	44	SF	$120	$5,280
21313	227.5 to 229.8 feet	Cross Slope (PAR)	5.0-6.0%	5 ft	12	SF	$120	$1,380
21314	230.8 to 240.6 feet	Cross Slope (PAR)	6.0-7.0%	5 ft	49	SF	$120	$5,880
21315	240.8 to 241.8 feet	Cross Slope (PAR)	5.0-6.0%	5 ft	5	SF	$120	$600
21316	242.3 to 243.8 feet	Cross Slope (PAR)	6.0-7.0%	5 ft	8	SF	$120	$900
54696	244.1 to 245.1 feet	Vertical Change	.3	5 ft	5	LF	$75	$375
21317	248.8 to 269.8 feet	Cross Slope (PAR)	8.0-9.0%	5 ft	105	SF	$120	$12,600
57179	249.1 to 250.1 feet	Vertical Change	.7	5 ft	5	REF		
54697	266.4 to 267.4 feet	Vertical Change	.3	5 ft	5	REF		
21323	269.8 to 278.0 feet	Cross Slope (PAR)	6.0-7.0%	5 ft	41	SF	$120	$4,920
21325	278.9 to 281.2 feet	Cross Slope (PAR)	5.0-6.0%	5 ft	12	SF	$120	$1,380
54698	279.1 to 280.1 feet	Vertical Change	.3	5 ft	5	REF		
21327	281.2 to 289.0 feet	Cross Slope (PAR)	3.0-4.0%	5 ft	39	SF	$120	$4,680
21329	289.7 to 305.2 feet	Cross Slope (PAR)	2.0-3.0%	5 ft	78	SF	$120	$9,300
54699	304.8 to 305.8 feet	Vertical Change	.3	5 ft	5	REF		

TOTAL COST FOR: SE *side of* **COLUSA AVE** *Starting at:* **5TH ST** **$140,625.00**

Funding Source: TBD **Year to be Completed** TBD

Street Side	Run ID	Survey Street Name	Starting Street Name	End Street Name	Priority
NW	1909251501	COLUSA AVE	7TH ST	8TH ST	85.5

ID	Dist. from Corner	Barrier Type	As-is Measurement/Notes	Sidewalk Width	Qty	Unit	Cost	Total
21390	0.9 to 24.3 feet	Cross Slope (PAR)	2.0-3.0%	5 ft	105	SF	$120	**$12,636**
21394	26.7 to 30.3 feet	Cross Slope (PAR)	2.0-3.0%	5 ft	16	SF	$120	**$1,944**
56178	32.3 to 33.3 feet	**Vertical Change**	.4	5 ft	5	REF		
21395	32.4 to 47.1 feet	Cross Slope (PAR)	2.0-3.0%	5 ft	66	SF	$120	**$7,938**
21396	51.2 to 81.0 feet	Cross Slope (PAR)	2.0-3.0%	5 ft	134	SF	$120	**$16,092**
59207	80.3 to 97.2 feet	Driveway				REF		
40583	81.3 to 83.4 feet	Running Slope	7.0-8.0%	5 ft	9	REF		
54712	82.2 to 83.2 feet	**Vertical Change**	.3	5 ft	5	REF		
21402	85.1 to 90.4 feet	**Cross Slope (Driveway)**	>15%	5 ft	24	SF	$40	**$954**
21404	90.8 to 91.8 feet	**Cross Slope (Driveway)**	13.014	5 ft	5	SF	$40	**$180**
40584	94.3 to 95.3 feet	Running Slope	5.0-6.0%	5 ft	5	REF		
40585	95.3 to 96.6 feet	Running Slope	6.0-7.0%	5 ft	6	REF		
21405	98.7 to 101.8 feet	Cross Slope (PAR)	2.0-3.0%	5 ft	14	SF	$120	**$1,674**
21406	105.5 to 107.7 feet	Cross Slope (PAR)	2.0-3.0%	5 ft	10	SF	$120	**$1,188**
21407	110.5 to 123.1 feet	Cross Slope (PAR)	2.0-3.0%	5 ft	57	SF	$120	**$6,804**
21409	130.2 to 131.8 feet	Cross Slope (PAR)	2.0-3.0%	5 ft	7	SF	$120	**$864**
59208	132.2 to 148.5 feet	Driveway				REF		
40586	133.9 to 135.5 feet	Running Slope	7.0-8.0%	5 ft	7	REF		
21410	136.5 to 145.2 feet	**Cross Slope (Driveway)**	>15%	5 ft	39	SF	$40	**$1,566**
40587	145.6 to 148.2 feet	Running Slope	6.0-7.0%	5 ft	12	REF		
21412	150.5 to 153.3 feet	Cross Slope (PAR)	3.0-4.0%	5 ft	13	SF	$120	**$1,512**
21413	154.3 to 156.6 feet	Cross Slope (PAR)	5.0-6.0%	5 ft	10	SF	$120	**$1,242**
21414	157.8 to 163.6 feet	Cross Slope (PAR)	6.0-7.0%	5 ft	26	SF	$120	**$3,132**
21415	164.8 to 173.2 feet	Cross Slope (PAR)	5.0-6.0%	5 ft	38	SF	$120	**$4,536**
21416	173.3 to 184.1 feet	Cross Slope (PAR)	6.0-7.0%	5 ft	49	SF	$120	**$5,832**
21417	184.1 to 192.4 feet	Cross Slope (PAR)	5.0-6.0%	5 ft	37	SF	$120	**$4,482**
59209	191.4 to 206.3 feet	Driveway				REF		
40589	192.7 to 195.1 feet	Running Slope	7.0-8.0%	5 ft	11	REF		

Funding Source: TBD **Year to be Completed** TBD

Street Side	Run ID	Survey Street Name	Starting Street Name	End Street Name	Priority
NW	1909251501	COLUSA AVE	7TH ST	8TH ST	85.5

ID	Dist. from Corner	Barrier Type	As-is Measurement/Notes	Sidewalk Width	Qty	Unit	Cost	Total
21420	196.1 to 202.3 feet	Cross Slope (Driveway)	>15%	5 ft	28	SF	$40	$1,116
40590	203.7 to 204.7 feet	Running Slope	5.0-6.0%	5 ft	5	REF		
21421	211.2 to 222.7 feet	Cross Slope (PAR)	2.0-3.0%	5 ft	52	SF	$120	$6,210
59210	221.8 to 247.2 feet	Driveway				REF		
21424	226.3 to 244.8 feet	Cross Slope (Driveway)	14.0-15.0%	5 ft	83	SF	$40	$3,330
21427	248.3 to 251.8 feet	Cross Slope (PAR)	2.0-3.0%	5 ft	16	SF	$120	$1,890
54713	250.6 to 251.6 feet	Vertical Change	.3	5 ft	5	REF		
21429	251.8 to 255.3 feet	Cross Slope (PAR)	4.0-5.0%	5 ft	16	SF	$120	$1,890
21430	257.6 to 262.6 feet	Cross Slope (PAR)	5.0-6.0%	5 ft	23	SF	$120	$2,700
54714	260.3 to 261.3 feet	Vertical Change	.3	5 ft	5	REF		
21432	262.6 to 267.4 feet	Cross Slope (PAR)	3.0-4.0%	5 ft	22	SF	$120	$2,592
59211	265.2 to 284.7 feet	Driveway				REF		
21434	267.4 to 268.7 feet	Cross Slope (Driveway)	2.0-3.0%	5 ft	6	SF	$40	$234
21435	284.1 to 291.3 feet	Cross Slope (Driveway)	2.0-3.0%	5 ft	32	SF	$40	$1,296

TOTAL COST FOR: NW *side of* **COLUSA AVE** *Starting at:* **7TH ST** **$93,834.00**

Funding Source: TBD **Year to be Completed** TBD

Street Side	Run ID	Survey Street Name	Starting Street Name	End Street Name	Priority
SE	1909251510	COLUSA AVE	7TH ST	617 COLUSA AVE	80.75

ID	Dist. from Corner	Barrier Type	As-is Measurement/Notes	Sidewalk Width	Qty	Unit	Cost	Total
21344	15.8 to 34.8 feet	Cross Slope (PAR)	2.0-3.0%	5 ft	85	SF	$120	**$10,260**
56176	27.7 to 28.7 feet	**Vertical Change**	.4	5 ft	5	REF		
21348	44.7 to 52.0 feet	Cross Slope (PAR)	2.0-3.0%	5 ft	33	SF	$120	**$3,942**
59203	51.5 to 68.5 feet	Driveway				REF		
40576	52.8 to 54.2 feet	Running Slope	8.0-9.0%	5 ft	6	REF		
21349	56.3 to 65.0 feet	**Cross Slope (Driveway)**	12.0-13.0%	5 ft	39	SF	$40	**$1,566**
40577	66.8 to 67.9 feet	Running Slope	7.0-8.0%	5 ft	5	REF		
21352	73.7 to 95.8 feet	Cross Slope (PAR)	2.0-3.0%	5 ft	99	SF	$120	**$11,934**

TOTAL COST FOR: SE *side of* **COLUSA AVE** *Starting at:* **7TH ST** **$27,702.00**

Funding Source: TBD **Year to be Completed** TBD

Street Side	Run ID	Survey Street Name	Starting Street Name	End Street Name	Priority
SE	1909251505	COLUSA AVE	8TH ST	709 COLUSA AVE	90.75

ID	Dist. from Corner	Barrier Type	As-is Measurement/Notes	Sidewalk Width	Qty	Unit	Cost	Total
21360	0.0 to 3.3 feet	Cross Slope (PAR)	3.0-4.0%	5 ft	15	SF	$120	**$1,782**
21361	3.3 to 8.5 feet	Cross Slope (PAR)	2.0-3.0%	5 ft	23	SF	$120	**$2,808**
21363	8.5 to 49.6 feet	Cross Slope (PAR)	4.0-5.0%	5 ft	185	SF	$120	**$22,194**
54705	15.7 to 16.7 feet	**Vertical Change**	.3	5 ft	5	REF		
54706	47.5 to 48.5 feet	**Vertical Change**	.3	5 ft	5	REF		
59204	49.3 to 64.3 feet	Driveway				REF		
21371	53.0 to 61.9 feet	**Cross Slope (Driveway)**	>15%	5 ft	40	SF	$40	**$1,602**
40578	61.8 to 63.5 feet	Running Slope	5.0-6.0%	5 ft	8	REF		
56177	62.3 to 63.3 feet	**Vertical Change**	.4	5 ft	5	REF		
21372	65.5 to 78.2 feet	Cross Slope (PAR)	3.0-4.0%	5 ft	57	SF	$120	**$6,858**
21375	80.4 to 101.3 feet	Cross Slope (PAR)	4.0-5.0%	5 ft	94	SF	$120	**$11,286**
54707	99.0 to 100.0 feet	**Vertical Change**	.3	5 ft	5	REF		
21377	101.3 to 104.0 feet	Cross Slope (PAR)	2.0-3.0%	5 ft	12	SF	$120	**$1,458**
59205	103.8 to 118.3 feet	Driveway				REF		
40579	104.8 to 106.3 feet	Running Slope	5.0-6.0%	5 ft	7	REF		
21378	108.0 to 115.1 feet	**Cross Slope (Driveway)**	>15%	5 ft	32	SF	$40	**$1,278**
40580	115.3 to 117.3 feet	Running Slope	6.0-7.0%	5 ft	9	REF		
21379	119.1 to 123.9 feet	Cross Slope (PAR)	5.0-6.0%	5 ft	22	SF	$120	**$2,592**
21381	124.4 to 135.3 feet	Cross Slope (PAR)	3.0-4.0%	5 ft	49	SF	$120	**$5,886**
54708	132.0 to 133.0 feet	**Vertical Change**	.3	5 ft	5	REF		
21383	138.3 to 155.7 feet	Cross Slope (PAR)	2.0-3.0%	5 ft	78	SF	$120	**$9,396**
54709	142.0 to 143.0 feet	**Vertical Change**	.3	5 ft	5	REF		
59206	154.8 to 169.7 feet	Driveway				REF		
40581	157.3 to 159.1 feet	Running Slope	7.0-8.0%	5 ft	8	REF		
21386	159.4 to 166.6 feet	**Cross Slope (Driveway)**	>15%	5 ft	32	SF	$40	**$1,296**
40582	166.6 to 169.1 feet	Running Slope	7.0-8.0%	5 ft	11	REF		
54710	168.3 to 169.3 feet	**Vertical Change**	.3	5 ft	5	REF		
21387	171.0 to 200.3 feet	Cross Slope (PAR)	3.0-4.0%	5 ft	132	SF	$120	**$15,822**

Funding Source: TBD **Year to be Completed** TBD

Street Side	Run ID	Survey Street Name	Starting Street Name	End Street Name	Priority
SE	1909251505	COLUSA AVE	8TH ST	709 COLUSA AVE	90.75

ID	Dist. from Corner	Barrier Type	As-is Measurement/Notes	Sidewalk Width	Qty	Unit	Cost	Total
54711	189.1 to 190.1 feet	Vertical Change	.3	5 ft	5	REF		

TOTAL COST FOR: SE *side of* **COLUSA AVE** *Starting at:* **8TH ST** **$84,258.00**

Funding Source: TBD **Year to be Completed** TBD

Street Side	Run ID	Survey Street Name	Starting Street Name	End Street Name	Priority
NW	1909251458	COLUSA AVE	SIDEWALK BEGINS	7TH ST	86.75

ID	Dist. from Corner	Barrier Type	As-is Measurement/Notes	Sidewalk Width	Qty	Unit	Cost	Total
21437	2.0 to 5.1 feet	Cross Slope (PAR)	4.0-5.0%	5 ft	14	SF	$120	**$1,674**
21439	10.4 to 23.3 feet	Cross Slope (PAR)	2.0-3.0%	5 ft	58	SF	$120	**$6,966**
21441	25.8 to 31.2 feet	Cross Slope (PAR)	3.0-4.0%	5 ft	24	SF	$120	**$2,916**
21443	34.1 to 46.1 feet	Cross Slope (PAR)	3.0-4.0%	5 ft	54	SF	$120	**$6,480**
21445	46.1 to 59.5 feet	Cross Slope (PAR)	2.0-3.0%	5 ft	60	SF	$120	**$7,236**
59212	58.3 to 76.2 feet	Driveway				REF		
21452	63.0 to 73.2 feet	**Cross Slope (Driveway)**	>15%	5 ft	46	SF	$40	**$1,836**
40591	74.4 to 75.8 feet	Running Slope	7.0-8.0%	5 ft	6	REF		
21453	83.7 to 101.4 feet	Cross Slope (PAR)	2.0-3.0%	5 ft	80	SF	$120	**$9,558**
21458	106.1 to 111.2 feet	Cross Slope (PAR)	2.0-3.0%	5 ft	23	SF	$120	**$2,754**
59213	110.9 to 127.4 feet	Driveway				REF		
54715	111.4 to 112.4 feet	**Vertical Change**	.3	5 ft	5	REF		
40592	112.6 to 114.3 feet	Running Slope	9.0-10.0%	5 ft	8	REF		
21459	114.9 to 125.0 feet	**Cross Slope (Driveway)**	>15%	5 ft	45	SF	$40	**$1,818**
40593	124.9 to 126.6 feet	Running Slope	8.0-9.0%	5 ft	8	REF		
54716	127.8 to 128.8 feet	**Vertical Change**	.3	5 ft	5	REF		
21460	128.2 to 129.2 feet	Cross Slope (PAR)	4.0-5.0%	5 ft	5	SF	$120	**$540**
59214	129.1 to 145.7 feet	Driveway				REF		
21461	133.4 to 141.8 feet	**Cross Slope (Driveway)**	>15%	5 ft	38	SF	$40	**$1,512**
40594	143.1 to 145.0 feet	Running Slope	8.0-9.0%	5 ft	9	REF		
54717	153.8 to 154.8 feet	**Vertical Change**	.3	5 ft	5	LF	$75	**$338**
21463	164.2 to 180.9 feet	Cross Slope (PAR)	2.0-3.0%	5 ft	75	SF	$120	**$9,018**
74	179.8 to 180.8 feet	**Continuous Width**		5 ft	5	SF	$120	**$540**

TOTAL COST FOR: NW *side of* **COLUSA AVE** *Starting at:* **SIDEWALK BEGINS** **$53,185.50**

Funding Source: TBD **Year to be Completed** TBD

Street Side	Run ID	Survey Street Name	Starting Street Name	End Street Name	Priority
NW	51909261344	COLUSA AVE	SIDEWALK BEGINS	13TH ST	90.25

ID	Dist. from Corner	Barrier Type	As-is Measurement/Notes	Sidewalk Width	Qty	Unit	Cost	Total
38233	0.0 to 9.9 feet	Cross Slope (PAR)	>15%	6 ft	54	SF	$120	**$6,534**
60283	1.7 to 14.8 feet	Driveway				REF		
38236	9.9 to 11.1 feet	**Cross Slope (Driveway)**	13.014	6 ft	7	SF	$40	**$264**
51444	13.3 to 14.3 feet	**Vertical Change**	-.3	6 ft	6	REF		
38237	36.3 to 40.3 feet	Cross Slope (PAR)	2.0-3.0%	6 ft	22	SF	$120	**$2,640**
60284	38.8 to 53.8 feet	Driveway				REF		
38239	46.3 to 49.4 feet	**Cross Slope (Driveway)**	11.0-12.0%	6 ft	17	SF	$40	**$682**
38241	49.4 to 50.4 feet	**Cross Slope (Driveway)**	13.014	6 ft	6	SF	$40	**$220**
38242	51.6 to 52.6 feet	**Cross Slope (Driveway)**	11.0-12.0%	6 ft	6	SF	$40	**$220**
38243	57.7 to 64.1 feet	Cross Slope (PAR)	3.0-4.0%	6 ft	35	SF	$120	**$4,224**
60285	64.3 to 78.1 feet	Driveway				REF		
38246	70.2 to 75.3 feet	**Cross Slope (Driveway)**	13.014	6 ft	28	SF	$40	**$1,122**
41115	77.3 to 78.3 feet	Running Slope	5.0-6.0%	6 ft	6	REF		
38248	79.1 to 83.5 feet	Cross Slope (PAR)	2.0-3.0%	6 ft	24	SF	$120	**$2,904**
56581	83.7 to 84.7 feet	**Vertical Change**	.4	6 ft	6	LF	$75	**$413**
38249	93.3 to 96.6 feet	Cross Slope (PAR)	2.0-3.0%	6 ft	18	SF	$120	**$2,178**
57329	94.4 to 95.4 feet	**Vertical Change**	.9	6 ft	6	REF		
56582	107.9 to 108.9 feet	**Vertical Change**	.4	6 ft	6	LF	$75	**$413**
38251	117.0 to 123.5 feet	Cross Slope (PAR)	2.0-3.0%	6 ft	36	SF	$120	**$4,290**
38252	127.4 to 132.9 feet	Cross Slope (PAR)	2.0-3.0%	6 ft	30	SF	$120	**$3,630**
38253	135.3 to 139.6 feet	Cross Slope (PAR)	3.0-4.0%	6 ft	24	SF	$120	**$2,838**
60286	137.9 to 155.7 feet	Driveway				REF		
45443	138.7 to 139.7 feet	**Vertical Change**	-.5	6 ft	6	REF		
38256	143.3 to 150.4 feet	**Cross Slope (Driveway)**	14.0-15.0%	6 ft	39	SF	$40	**$1,562**
41116	153.9 to 155.3 feet	Running Slope	5.0-6.0%	6 ft	8	REF		
38260	154.8 to 155.8 feet	**Cross Slope (Driveway)**	4.0-5.0%	6 ft	6	SF	$40	**$220**
38261	157.8 to 163.2 feet	Cross Slope (PAR)	2.0-3.0%	6 ft	30	SF	$120	**$3,564**
204	159.1 to 160.1 feet	**Protruding Object**		6 ft	6	JOB	$99	**$99**
51445	159.8 to 160.8 feet	**Vertical Change**	-.3	6 ft	6	REF		

Funding Source: TBD **Year to be Completed** TBD

Street Side	Run ID	Survey Street Name	Starting Street Name	End Street Name	Priority
NW	51909261344	COLUSA AVE	SIDEWALK BEGINS	13TH ST	90.25

ID	Dist. from Corner	Barrier Type	As-is Measurement/Notes	Sidewalk Width	Qty	Unit	Cost	Total
38262	177.0 to 186.3 feet	Cross Slope (PAR)	2.0-3.0%	6 ft	51	SF	$120	**$6,138**
41117	189.0 to 190.3 feet	Running Slope	5.0-6.0%	6 ft	7	SF	$120	**$858**
56891	189.7 to 190.7 feet	**Vertical Change**	.5	6 ft	6	SF	$75	**$413**
60287	190.3 to 200.7 feet	Driveway				REF		
38263	195.1 to 202.6 feet	**Cross Slope (Driveway)**	12.0-13.0%	6 ft	41	SF	$40	**$1,650**
45444	203.1 to 204.1 feet	**Vertical Change**	-.5	6 ft	6	SF	$75	**$413**
57396	204.9 to 205.9 feet	**Vertical Change**	1.1	6 ft	6	REF		
38266	205.3 to 206.4 feet	Cross Slope (PAR)	4.0-5.0%	6 ft	6	SF	$120	**$726**
60288	207.8 to 220.3 feet	Driveway				REF		
57330	208.9 to 209.9 feet	**Vertical Change**	.9	6 ft	6	REF		
38267	209.8 to 216.9 feet	**Cross Slope (Driveway)**	14.0-15.0%	6 ft	39	SF	$40	**$1,562**
38271	238.3 to 242.5 feet	Cross Slope (PAR)	2.0-3.0%	6 ft	23	SF	$120	**$2,772**
38273	244.8 to 257.8 feet	Cross Slope (PAR)	2.0-3.0%	6 ft	72	SF	$120	**$8,580**
56892	249.0 to 250.0 feet	**Vertical Change**	.5	6 ft	6	REF		

TOTAL COST FOR: NW *side of* **COLUSA AVE** *Starting at:* **SIDEWALK BEGINS** **$61,127.00**

Funding Source: TBD **Year to be Completed** TBD

Street Side	Run ID	Survey Street Name	Starting Street Name	End Street Name	Priority
NW	51909261348	COLUSA AVE	SIDEWALK BEGINS	SIDEWALK ENDS	55

ID	Dist. from Corner	Barrier Type	As-is Measurement/Notes	Sidewalk Width	Qty	Unit	Cost	Total
38303	26.3 to 30.4 feet	Cross Slope (PAR)	3.0-4.0%	6 ft	23	SF	$120	**$2,706**
38304	30.4 to 48.1 feet	Cross Slope (PAR)	2.0-3.0%	6 ft	97	SF	$120	**$11,682**
55856	33.8 to 34.8 feet	**Vertical Change**	.3	6 ft	6	REF		

TOTAL COST FOR: NW *side of* **COLUSA AVE** *Starting at:* **SIDEWALK BEGINS** **$14,388.00**

Funding Source: TBD **Year to be Completed** TBD

Street Side	Run ID	Survey Street Name	Starting Street Name	End Street Name	Priority
NW	51909261350	COLUSA AVE	SIDEWALK BEGINS	SIDEWALK ENDS	75.5

ID	Dist. from Corner	Barrier Type	As-is Measurement/Notes	Sidewalk Width	Qty	Unit	Cost	Total
60292	1.7 to 28.8 feet	Driveway				REF		
38311	27.4 to 30.3 feet	Cross Slope (Driveway)	3.0-4.0%	6 ft	16	SF	$40	**$638**
38312	30.5 to 49.4 feet	Cross Slope (PAR)	2.0-3.0%	6 ft	104	SF	$120	**$12,474**
55857	49.7 to 50.7 feet	Vertical Change	.3	6 ft	6	LF	$75	**$413**
57651	59.1 to 60.1 feet	Vertical Change	3.4	6 ft	6	SF	$75	**$413**
38316	63.8 to 70.8 feet	Cross Slope (PAR)	2.0-3.0%	6 ft	39	SF	$120	**$4,620**
55858	69.4 to 70.4 feet	Vertical Change	.3	6 ft	6	REF		
38318	70.8 to 78.3 feet	Cross Slope (PAR)	4.0-5.0%	6 ft	41	SF	$120	**$4,950**
60293	76.5 to 93.1 feet	Driveway				REF		
38321	81.6 to 89.7 feet	Cross Slope (Driveway)	14.0-15.0%	6 ft	45	SF	$40	**$1,782**
38324	97.0 to 153.3 feet	Cross Slope (PAR)	2.0-3.0%	6 ft	310	SF	$120	**$37,158**
55859	121.2 to 122.2 feet	Vertical Change	.3	6 ft	6	REF		
38337	154.8 to 157.8 feet	Cross Slope (PAR)	4.0-5.0%	6 ft	17	SF	$120	**$1,980**
55860	162.3 to 163.3 feet	Vertical Change	.3	6 ft	6	REF		
38338	163.2 to 179.3 feet	Cross Slope (PAR)	3.0-4.0%	6 ft	89	SF	$120	**$10,626**
55861	176.1 to 177.1 feet	Vertical Change	.3	6 ft	6	REF		
38346	179.8 to 181.8 feet	Cross Slope (PAR)	5.0-6.0%	6 ft	11	SF	$120	**$1,320**
38347	183.8 to 185.8 feet	Cross Slope (PAR)	3.0-4.0%	6 ft	11	SF	$120	**$1,320**
55862	184.0 to 185.0 feet	Vertical Change	.3	6 ft	6	REF		

TOTAL COST FOR: NW *side of* **COLUSA AVE** *Starting at:* **SIDEWALK BEGINS** **$77,693.00**

Funding Source: TBD **Year to be Completed** TBD

Street Side	Run ID	Survey Street Name	Starting Street Name	End Street Name	Priority
SE	1909251507	COLUSA AVE	SIDEWALK BEGINS	7TH ST	52

ID	Dist. from Corner	Barrier Type	As-is Measurement/Notes	Sidewalk Width	Qty	Unit	Cost	Total
21355	0.0 to 43.1 feet	Cross Slope (PAR)	2.0-3.0%	5 ft	194	SF	$120	**$23,274**

TOTAL COST FOR: SE *side of* **COLUSA AVE** *Starting at:* **SIDEWALK BEGINS** **$23,274.00**

Funding Source: TBD **Year to be Completed** TBD

Street Side	Run ID	Survey Street Name	Starting Street Name	End Street Name	Priority
SE	51909261352	COLUSA AVE	SIDEWALK BEGINS	14TH ST	66.25

ID	Dist. from Corner	Barrier Type	As-is Measurement/Notes	Sidewalk Width	Qty	Unit	Cost	Total
38348	0.7 to 3.2 feet	Cross Slope (PAR)	2.0-3.0%	6 ft	14	SF	$120	**$1,650**
56584	6.8 to 9.5 feet	**Vertical Change**	.4	6 ft	15	LF	$75	**$1,114**
60294	13.8 to 45.3 feet	Driveway				REF		
38349	14.0 to 15.0 feet	**Cross Slope (Driveway)**	2.0-3.0%	6 ft	6	SF	$40	**$220**
38350	18.4 to 26.6 feet	**Cross Slope (Driveway)**	11.0-12.0%	6 ft	45	SF	$40	**$1,804**
38353	28.0 to 42.8 feet	**Cross Slope (Driveway)**	13.014	6 ft	81	SF	$40	**$3,256**
41119	45.0 to 46.8 feet	Running Slope	5.0-6.0%	6 ft	10	REF		
38357	49.3 to 52.8 feet	Cross Slope (PAR)	2.0-3.0%	6 ft	19	SF	$120	**$2,310**
60295	52.8 to 69.8 feet	Driveway				REF		
56894	54.3 to 55.3 feet	**Vertical Change**	.5	6 ft	6	REF		
38358	58.2 to 59.8 feet	**Cross Slope (Driveway)**	14.0-15.0%	6 ft	9	SF	$40	**$352**
38359	61.9 to 68.2 feet	**Cross Slope (Driveway)**	11.0-12.0%	6 ft	35	SF	$40	**$1,386**
38361	71.3 to 72.3 feet	Cross Slope (PAR)	2.0-3.0%	6 ft	6	SF	$120	**$660**
38362	82.8 to 91.3 feet	Cross Slope (PAR)	2.0-3.0%	6 ft	47	SF	$120	**$5,610**
38364	96.7 to 102.5 feet	Cross Slope (PAR)	2.0-3.0%	6 ft	32	SF	$120	**$3,828**
38366	102.5 to 113.4 feet	Cross Slope (PAR)	4.0-5.0%	6 ft	60	SF	$120	**$7,194**
38370	113.4 to 126.0 feet	Cross Slope (PAR)	2.0-3.0%	6 ft	69	SF	$120	**$8,316**
60296	124.9 to 139.0 feet	Driveway				REF		
38371	129.4 to 130.7 feet	**Cross Slope (Driveway)**	11.0-12.0%	6 ft	7	SF	$40	**$286**
38372	133.9 to 138.8 feet	**Cross Slope (Driveway)**	13.014	6 ft	27	SF	$40	**$1,078**
38374	142.7 to 144.4 feet	Cross Slope (PAR)	3.0-4.0%	6 ft	9	SF	$120	**$1,122**
38375	144.9 to 146.3 feet	Cross Slope (PAR)	2.0-3.0%	6 ft	8	SF	$120	**$924**
38376	156.5 to 192.2 feet	Cross Slope (PAR)	2.0-3.0%	6 ft	196	SF	$120	**$23,562**

TOTAL COST FOR: SE *side of* **COLUSA AVE** *Starting at:* **SIDEWALK BEGINS** **$64,671.75**

Funding Source: TBD **Year to be Completed** TBD

Street Side	Run ID	Survey Street Name	Starting Street Name	End Street Name	Priority
SE	51909261356	COLUSA AVE	SIDEWALK BEGINS	SIDEWALK ENDS	64.75

ID	Dist. from Corner	Barrier Type	As-is Measurement/Notes	Sidewalk Width	Qty	Unit	Cost	Total
41120	13.2 to 14.8 feet	Running Slope	7.0-8.0%	6 ft	9	SF	$120	**$1,056**
41186	17.1 to 18.1 feet	**Vertical Change**	-2.8	6 ft	6	SF	$75	**$413**
51447	24.4 to 25.4 feet	**Vertical Change**	-.3	6 ft	6	REF		
38386	25.1 to 31.3 feet	Cross Slope (PAR)	2.0-3.0%	6 ft	34	SF	$120	**$4,092**
56585	39.5 to 42.8 feet	**Vertical Change**	.4	6 ft	18	LF	$75	**$1,361**
38389	41.3 to 43.3 feet	Cross Slope (PAR)	5.0-6.0%	6 ft	11	SF	$120	**$1,320**

TOTAL COST FOR: SE *side of* **COLUSA AVE** *Starting at:* **SIDEWALK BEGINS** **$8,241.75**

Funding Source: TBD **Year to be Completed** TBD

Street Side	Run ID	Survey Street Name	Starting Street Name	End Street Name	Priority
N	1908210935	CONADRIA AVE	VERDONE ST	VERTE ST	81.25

ID	Dist. from Corner	Barrier Type	As-is Measurement/Notes	Sidewalk Width	Qty	Unit	Cost	Total
52889	0.2 to 1.2 feet	Vertical Change	-.27	5 ft	5	LF	$75	$375
2485	4.4 to 34.8 feet	Cross Slope (PAR)	2.0-3.0%	5 ft	152	SF	$120	$18,240
56989	6.9 to 7.9 feet	Vertical Change	.59	5 ft	5	REF		
48984	15.1 to 16.1 feet	Vertical Change	-.36	5 ft	5	REF		
49615	44.9 to 45.9 feet	Vertical Change	-.34	5 ft	5	LF	$75	$375
53402	54.9 to 55.9 feet	Vertical Change	-.26	5 ft	5	LF	$75	$375
2486	56.0 to 69.0 feet	Cross Slope (PAR)	2.0-3.0%	5 ft	65	SF	$120	$7,800
46789	64.8 to 65.8 feet	Vertical Change	-.44	5 ft	5	REF		
57843	69.7 to 106.3 feet	Driveway				REF		
44020	74.6 to 75.6 feet	Vertical Change	-.57	5 ft	5	REF		
2487	79.0 to 101.6 feet	Cross Slope (Driveway)	11.0-12.0%	5 ft	113	SF	$40	$4,520
48985	84.5 to 85.5 feet	Vertical Change	-.36	5 ft	5	REF		
46548	104.3 to 108.1 feet	Vertical Change	-.45	5 ft	19	REF		
57844	110.3 to 143.6 feet	Driveway				REF		
2489	111.6 to 113.8 feet	Cross Slope (Driveway)	2.0-3.0%	5 ft	11	SF	$40	$440
44195	111.8 to 115.3 feet	Vertical Change	-.56	5 ft	18	REF		
2490	117.7 to 122.1 feet	Cross Slope (Driveway)	11.0-12.0%	5 ft	22	SF	$40	$880
2492	122.1 to 141.2 feet	Cross Slope (Driveway)	9.0-10.0%	5 ft	95	SF	$40	$3,820
49931	134.8 to 135.8 feet	Vertical Change	-.33	5 ft	5	REF		
48704	144.6 to 145.6 feet	Vertical Change	-.37	5 ft	5	REF		
2495	145.0 to 147.3 feet	Cross Slope (PAR)	2.0-3.0%	5 ft	12	SF	$120	$1,380
2496	152.1 to 153.5 feet	Cross Slope (PAR)	2.0-3.0%	5 ft	7	SF	$120	$840
2497	157.0 to 164.6 feet	Cross Slope (PAR)	2.0-3.0%	5 ft	38	SF	$120	$4,560
51983	168.1 to 169.1 feet	Vertical Change	-.29	5 ft	5	LF	$75	$375
2499	176.3 to 178.4 feet	Cross Slope (PAR)	2.0-3.0%	5 ft	11	SF	$120	$1,260
52407	177.9 to 178.9 feet	Vertical Change	-.28	5 ft	5	REF		
2500	181.1 to 188.3 feet	Cross Slope (PAR)	2.0-3.0%	5 ft	36	SF	$120	$4,320
57845	185.3 to 218.8 feet	Driveway				REF		

Funding Source: TBD **Year to be Completed** TBD

Street Side	Run ID	Survey Street Name	Starting Street Name	End Street Name	Priority
N	1908210935	CONADRIA AVE	VERDONE ST	VERTE ST	81.25

ID	Dist. from Corner	Barrier Type	As-is Measurement/Notes	Sidewalk Width	Qty	Unit	Cost	Total
2501	191.7 to 196.3 feet	Cross Slope (Driveway)	11.0-12.0%	5 ft	23	SF	$40	$920
2503	196.3 to 215.3 feet	Cross Slope (Driveway)	9.0-10.0%	5 ft	95	SF	$40	$3,800
40037	215.0 to 216.7 feet	Running Slope	5.0-6.0%	5 ft	9	REF		
45688	218.2 to 219.2 feet	Vertical Change	-.49	5 ft	5	REF		
2507	219.3 to 242.4 feet	Cross Slope (Driveway)	2.0-3.0%	5 ft	116	SF	$40	$4,620
46549	224.1 to 225.1 feet	Vertical Change	-.45	5 ft	5	REF		
47898	228.0 to 229.0 feet	Vertical Change	-.4	5 ft	5	REF		
53885	235.8 to 236.8 feet	Vertical Change	-.25	5 ft	5	REF		
50281	251.9 to 252.9 feet	Vertical Change	-.32	5 ft	5	LF	$75	$375
57846	257.4 to 292.3 feet	Driveway				REF		
2508	259.8 to 261.3 feet	Cross Slope (Driveway)	2.0-3.0%	5 ft	8	SF	$40	$300
44196	261.3 to 262.3 feet	Vertical Change	-.56	5 ft	5	REF		
2509	264.9 to 289.4 feet	Cross Slope (Driveway)	11.0-12.0%	5 ft	123	SF	$40	$4,900
47484	291.7 to 292.7 feet	Vertical Change	-.41	5 ft	5	REF		
2513	297.2 to 299.0 feet	Cross Slope (PAR)	2.0-3.0%	5 ft	9	SF	$120	$1,080
45890	299.4 to 300.4 feet	Vertical Change	-.48	5 ft	5	LF	$75	$375
2514	321.1 to 323.2 feet	Cross Slope (PAR)	2.0-3.0%	5 ft	10	SF	$120	$1,260
48705	357.4 to 358.4 feet	Vertical Change	-.37	5 ft	5	LF	$75	$375
57847	364.2 to 398.1 feet	Driveway				REF		
50282	367.1 to 368.1 feet	Vertical Change	-.32	5 ft	5	REF		
2515	370.0 to 371.6 feet	Cross Slope (Driveway)	10.0-11.0%	5 ft	8	SF	$40	$320
2516	372.4 to 395.6 feet	Cross Slope (Driveway)	8.0-9.0%	5 ft	116	SF	$40	$4,640
51566	387.4 to 388.4 feet	Vertical Change	-.3	5 ft	5	REF		
40038	394.4 to 395.8 feet	Running Slope	6.0-7.0%	5 ft	7	REF		
45199	397.5 to 401.2 feet	Vertical Change	-.51	5 ft	19	REF		
57848	403.3 to 438.0 feet	Driveway				REF		
47233	404.4 to 408.2 feet	Vertical Change	-.42	5 ft	19	REF		
2519	410.0 to 420.3 feet	Cross Slope (Driveway)	10.0-11.0%	5 ft	52	SF	$40	$2,060

Funding Source: TBD **Year to be Completed** TBD

Street Side	Run ID	Survey Street Name	Starting Street Name	End Street Name	Priority
N	1908210935	CONADRIA AVE	VERDONE ST	VERTE ST	81.25

ID	Dist. from Corner	Barrier Type	As-is Measurement/Notes	Sidewalk Width	Qty	Unit	Cost	Total
50283	417.9 to 418.9 feet	Vertical Change	-.32	5 ft	5	REF		
2521	420.3 to 433.5 feet	Cross Slope (Driveway)	8.0-9.0%	5 ft	66	SF	$40	$2,640
2523	433.5 to 435.0 feet	Cross Slope (Driveway)	10.0-11.0%	5 ft	8	SF	$40	$300
40039	434.1 to 435.7 feet	Running Slope	8.0-9.0%	5 ft	8	REF		
48426	437.2 to 438.2 feet	Vertical Change	-.38	5 ft	5	REF		
48137	445.8 to 446.8 feet	Vertical Change	-.39	5 ft	5	REF		
2524	446.2 to 449.2 feet	Cross Slope (PAR)	2.0-3.0%	5 ft	15	SF	$120	$1,800
2525	453.7 to 473.8 feet	Cross Slope (PAR)	2.0-3.0%	5 ft	101	SF	$120	$12,060
2527	477.4 to 479.8 feet	Cross Slope (PAR)	9.0-10.0%	5 ft	12	SF	$120	$1,440
2529	483.2 to 513.0 feet	Cross Slope (PAR)	2.0-3.0%	5 ft	149	SF	$120	$17,880
51567	494.2 to 495.2 feet	Vertical Change	-.3	5 ft	5	REF		
57849	511.4 to 544.7 feet	Driveway				REF		
48138	513.8 to 514.8 feet	Vertical Change	-.39	5 ft	5	REF		
2532	516.8 to 524.6 feet	Cross Slope (Driveway)	11.0-12.0%	5 ft	39	SF	$40	$1,560
2534	524.6 to 541.2 feet	Cross Slope (Driveway)	9.0-10.0%	5 ft	83	SF	$40	$3,320
42458	534.5 to 535.5 feet	Vertical Change	-.69	5 ft	5	REF		
48986	544.3 to 548.1 feet	Vertical Change	-.36	5 ft	19	REF		
2536	545.2 to 551.0 feet	Cross Slope (Driveway)	2.0-3.0%	5 ft	29	SF	$40	$1,160
57850	549.8 to 584.6 feet	Driveway				REF		
47485	550.6 to 551.6 feet	Vertical Change	-.41	5 ft	5	REF		
47486	553.9 to 554.9 feet	Vertical Change	-.41	5 ft	5	REF		
2537	556.9 to 582.2 feet	Cross Slope (Driveway)	10.0-11.0%	5 ft	127	SF	$40	$5,060
49932	564.0 to 565.0 feet	Vertical Change	-.33	5 ft	5	REF		
49284	573.9 to 574.9 feet	Vertical Change	-.35	5 ft	5	REF		
48706	584.1 to 585.1 feet	Vertical Change	-.37	5 ft	5	REF		
2539	596.7 to 612.3 feet	Cross Slope (PAR)	2.0-3.0%	5 ft	78	SF	$120	$9,360
45471	610.6 to 611.6 feet	Vertical Change	-.5	5 ft	5	REF		
2540	626.1 to 653.2 feet	Cross Slope (PAR)	2.0-3.0%	5 ft	136	SF	$120	$16,260

Funding Source: TBD **Year to be Completed** TBD

Street Side	Run ID	Survey Street Name	Starting Street Name	End Street Name	Priority
N	1908210935	CONADRIA AVE	VERDONE ST	VERTE ST	81.25

ID	Dist. from Corner	Barrier Type	As-is Measurement/Notes	Sidewalk Width	Qty	Unit	Cost	Total
57851	657.3 to 689.7 feet	Driveway				REF		
48427	660.2 to 661.2 feet	Vertical Change	-.38	5 ft	5	REF		
2545	664.1 to 687.2 feet	Cross Slope (Driveway)	10.0-11.0%	5 ft	116	SF	$40	**$4,620**
53403	690.0 to 693.9 feet	Vertical Change	-.26	5 ft	20	REF		
2549	690.7 to 700.1 feet	Cross Slope (PAR)	2.0-3.0%	5 ft	47	SF	$120	**$5,640**
57852	695.9 to 731.0 feet	Driveway				REF		
51568	700.3 to 701.3 feet	Vertical Change	-.3	5 ft	5	REF		
2550	704.5 to 710.6 feet	Cross Slope (Driveway)	10.0-11.0%	5 ft	31	SF	$40	**$1,220**
2552	710.6 to 728.2 feet	Cross Slope (Driveway)	8.0-9.0%	5 ft	88	SF	$40	**$3,520**
40040	727.0 to 728.7 feet	Running Slope	5.0-6.0%	5 ft	9	REF		
52408	730.3 to 731.3 feet	Vertical Change	-.28	5 ft	5	REF		
2556	731.3 to 746.7 feet	Cross Slope (Driveway)	2.0-3.0%	5 ft	77	SF	$40	**$3,080**
2557	755.8 to 761.1 feet	Cross Slope (PAR)	2.0-3.0%	5 ft	27	SF	$120	**$3,180**
41163	770.1 to 771.1 feet	Vertical Change	-4.25	5 ft	5	SF	$75	**$375**
57696	770.1 to 771.1 feet	Vertical Change	4.44	5 ft	5	SF	$75	**$375**
57690	771.6 to 772.6 feet	Vertical Change	3.8	5 ft	5	REF		
2558	771.7 to 773.4 feet	Cross Slope (PAR)	5.0-6.0%	5 ft	9	SF	$120	**$1,020**
53886	771.8 to 772.8 feet	Vertical Change	-.25	5 ft	5	REF		
2559	775.0 to 776.0 feet	Cross Slope (PAR)	2.0-3.0%	5 ft	5	SF	$120	**$600**
2560	779.3 to 784.6 feet	Cross Slope (PAR)	2.0-3.0%	5 ft	27	SF	$120	**$3,180**
57581	780.8 to 781.8 feet	Vertical Change	2.72	5 ft	5	REF		
45689	791.0 to 792.0 feet	Vertical Change	-.49	5 ft	5	LF	$75	**$375**
49616	794.4 to 795.4 feet	Vertical Change	-.34	5 ft	5	LF	$75	**$375**
50656	798.8 to 799.8 feet	Vertical Change	-.31	5 ft	5	LF	$75	**$375**
47900	813.4 to 814.4 feet	Vertical Change	-.4	5 ft	5	LF	$75	**$375**
2561	814.8 to 817.0 feet	Cross Slope (PAR)	2.0-3.0%	5 ft	11	SF	$120	**$1,320**

TOTAL COST FOR: N *side of* **CONADRIA AVE** *Starting at:* **VERDONE ST** **$177,055.00**

Funding Source: TBD **Year to be Completed** TBD

Street Side	Run ID	Survey Street Name	Starting Street Name	End Street Name	Priority
S	1908210949	CONADRIA AVE	VERTE ST	VERDONE ST	80.5

ID	Dist. from Corner	Barrier Type	As-is Measurement/Notes	Sidewalk Width	Qty	Unit	Cost	Total
2616	6.2 to 15.2 feet	Cross Slope (PAR)	2.0-3.0%	5 ft	45	SF	$120	**$5,400**
45473	10.2 to 11.2 feet	**Vertical Change**	-.5	5 ft	5	REF		
50659	21.6 to 22.6 feet	**Vertical Change**	-.31	5 ft	5	LF	$75	**$375**
50289	26.0 to 27.6 feet	**Vertical Change**	-.32	5 ft	8	LF	$75	**$600**
2617	31.3 to 33.0 feet	Cross Slope (PAR)	2.0-3.0%	5 ft	9	SF	$120	**$1,020**
2618	36.6 to 43.3 feet	Cross Slope (PAR)	2.0-3.0%	5 ft	34	SF	$120	**$4,020**
51986	36.7 to 37.7 feet	**Vertical Change**	-.29	5 ft	5	REF		
57858	39.6 to 73.5 feet	Driveway				REF		
50290	43.3 to 44.3 feet	**Vertical Change**	-.32	5 ft	5	REF		
2619	46.7 to 71.5 feet	**Cross Slope (Driveway)**	11.0-12.0%	5 ft	124	SF	$40	**$4,960**
53406	53.8 to 54.8 feet	**Vertical Change**	-.26	5 ft	5	REF		
40047	70.7 to 71.8 feet	Running Slope	6.0-7.0%	5 ft	6	REF		
40048	71.8 to 72.8 feet	Running Slope	5.0-6.0%	5 ft	5	REF		
48142	73.9 to 74.9 feet	**Vertical Change**	-.39	5 ft	5	REF		
2623	74.8 to 77.7 feet	Cross Slope (PAR)	2.0-3.0%	5 ft	15	SF	$120	**$1,740**
57859	78.4 to 113.8 feet	Driveway				REF		
51987	80.9 to 84.7 feet	**Vertical Change**	-.29	5 ft	19	REF		
2624	81.4 to 83.4 feet	**Cross Slope (Driveway)**	2.0-3.0%	5 ft	10	SF	$40	**$400**
2625	87.4 to 111.7 feet	**Cross Slope (Driveway)**	10.0-11.0%	5 ft	122	SF	$40	**$4,860**
40049	110.5 to 112.3 feet	Running Slope	6.0-7.0%	5 ft	9	REF		
49286	113.8 to 114.8 feet	**Vertical Change**	-.35	5 ft	5	REF		
47490	121.8 to 122.8 feet	**Vertical Change**	-.41	5 ft	5	LF	$75	**$375**
43220	160.1 to 161.1 feet	**Vertical Change**	-.62	5 ft	5	SF	$75	**$375**
2631	172.9 to 179.6 feet	Cross Slope (PAR)	2.0-3.0%	5 ft	34	SF	$120	**$4,020**
2632	182.6 to 189.9 feet	Cross Slope (PAR)	2.0-3.0%	5 ft	37	SF	$120	**$4,380**
57860	190.0 to 222.8 feet	Driveway				REF		
47234	190.2 to 191.2 feet	**Vertical Change**	-.42	5 ft	5	REF		
2634	193.2 to 217.6 feet	**Cross Slope (Driveway)**	10.0-11.0%	5 ft	122	SF	$40	**$4,880**

Funding Source: TBD **Year to be Completed** TBD

Street Side	Run ID	Survey Street Name	Starting Street Name	End Street Name	Priority
S	1908210949	CONADRIA AVE	VERTE ST	VERDONE ST	80.5

ID	Dist. from Corner	Barrier Type	As-is Measurement/Notes	Sidewalk Width	Qty	Unit	Cost	Total
40050	216.8 to 219.2 feet	Running Slope	5.0-6.0%	5 ft	12	REF		
43558	220.2 to 224.1 feet	Vertical Change	-.6	5 ft	20	REF		
2638	226.8 to 230.3 feet	Cross Slope (PAR)	2.0-3.0%	5 ft	18	SF	$120	$2,100
43559	228.1 to 232.0 feet	Vertical Change	-.6	5 ft	20	REF		
57861	228.3 to 258.9 feet	Driveway				REF		
2639	233.7 to 257.5 feet	Cross Slope (Driveway)	9.0-10.0%	5 ft	119	SF	$40	$4,760
40051	256.2 to 258.2 feet	Running Slope	6.0-7.0%	5 ft	10	REF		
47901	259.8 to 260.8 feet	Vertical Change	-.4	5 ft	5	REF		
2643	260.5 to 270.1 feet	Cross Slope (PAR)	2.0-3.0%	5 ft	48	SF	$120	$5,760
53407	267.7 to 268.7 feet	Vertical Change	-.26	5 ft	5	REF		
2644	294.8 to 299.4 feet	Cross Slope (PAR)	2.0-3.0%	5 ft	23	SF	$120	$2,760
2645	304.0 to 305.4 feet	Cross Slope (PAR)	2.0-3.0%	5 ft	7	SF	$120	$840
45200	315.5 to 316.5 feet	Vertical Change	-.51	5 ft	5	SF	$75	$375
2646	324.8 to 330.4 feet	Cross Slope (PAR)	2.0-3.0%	5 ft	28	SF	$120	$3,360
2647	331.3 to 334.5 feet	Cross Slope (PAR)	4.0-5.0%	5 ft	16	SF	$120	$1,920
57239	332.1 to 333.1 feet	Vertical Change	.76	5 ft	5	REF		
57862	332.8 to 366.3 feet	Driveway				REF		
40052	334.3 to 335.8 feet	Running Slope	5.0-6.0%	5 ft	8	REF		
49617	335.3 to 336.3 feet	Vertical Change	-.34	5 ft	5	REF		
2649	337.1 to 338.7 feet	Cross Slope (Driveway)	10.0-11.0%	5 ft	8	SF	$40	$320
2650	339.2 to 363.5 feet	Cross Slope (Driveway)	8.0-9.0%	5 ft	122	SF	$40	$4,860
40053	362.2 to 363.8 feet	Running Slope	6.0-7.0%	5 ft	8	REF		
47002	365.6 to 366.6 feet	Vertical Change	-.43	5 ft	5	REF		
47003	368.8 to 369.8 feet	Vertical Change	-.43	5 ft	5	LF	$75	$375
57863	372.9 to 408.5 feet	Driveway				REF		
44828	374.0 to 377.5 feet	Vertical Change	-.53	5 ft	18	REF		
2656	374.6 to 376.3 feet	Cross Slope (Driveway)	2.0-3.0%	5 ft	9	SF	$40	$340
2657	379.6 to 404.6 feet	Cross Slope (Driveway)	10.0-11.0%	5 ft	125	SF	$40	$5,000

Funding Source: TBD **Year to be Completed** TBD

Street Side	Run ID	Survey Street Name	Starting Street Name	End Street Name	Priority
S	1908210949	CONADRIA AVE	VERTE ST	VERDONE ST	80.5

ID	Dist. from Corner	Barrier Type	As-is Measurement/Notes	Sidewalk Width	Qty	Unit	Cost	Total
40054	403.3 to 405.4 feet	Running Slope	6.0-7.0%	5 ft	11	REF		
49288	406.8 to 407.8 feet	Vertical Change	-.35	5 ft	5	REF		
2664	408.2 to 419.9 feet	Cross Slope (Driveway)	2.0-3.0%	5 ft	59	SF	$40	**$2,340**
50291	409.9 to 410.9 feet	Vertical Change	-.32	5 ft	5	REF		
53889	414.7 to 415.7 feet	Vertical Change	-.25	5 ft	5	REF		
2666	419.9 to 425.9 feet	Cross Slope (PAR)	4.0-5.0%	5 ft	30	SF	$120	**$3,600**
57449	420.4 to 421.4 feet	Vertical Change	1.37	5 ft	5	REF		
41273	421.1 to 422.8 feet	Vertical Change	-1.7	5 ft	9	REF		
57428	422.0 to 423.0 feet	Vertical Change	1.25	5 ft	5	REF		
41549	422.2 to 423.2 feet	Vertical Change	-1.02	5 ft	5	REF		
48709	422.2 to 423.2 feet	Vertical Change	-.37	5 ft	5	REF		
57135	422.4 to 423.4 feet	Vertical Change	.62	5 ft	5	REF		
41219	422.9 to 423.9 feet	Vertical Change	-2.13	5 ft	5	REF		
42659	425.1 to 426.1 feet	Vertical Change	-.67	5 ft	5	REF		
2668	425.9 to 465.6 feet	Cross Slope (PAR)	2.0-3.0%	5 ft	199	SF	$120	**$23,820**
2672	469.8 to 481.5 feet	Cross Slope (PAR)	2.0-3.0%	5 ft	59	SF	$120	**$7,020**
48710	478.8 to 482.8 feet	Vertical Change	-.37	5 ft	20	REF		
57864	478.9 to 512.4 feet	Driveway				REF		
2674	484.5 to 509.9 feet	Cross Slope (Driveway)	9.0-10.0%	5 ft	127	SF	$40	**$5,080**
50292	501.9 to 502.9 feet	Vertical Change	-.32	5 ft	5	REF		
40055	508.5 to 509.9 feet	Running Slope	6.0-7.0%	5 ft	7	REF		
47491	511.8 to 515.7 feet	Vertical Change	-.41	5 ft	20	REF		
2679	513.1 to 521.8 feet	Cross Slope (PAR)	2.0-3.0%	5 ft	43	SF	$120	**$5,220**
57865	518.6 to 553.1 feet	Driveway				REF		
48143	519.4 to 523.1 feet	Vertical Change	-.39	5 ft	19	REF		
2680	524.9 to 550.2 feet	Cross Slope (Driveway)	9.0-10.0%	5 ft	127	SF	$40	**$5,060**
40056	548.8 to 550.9 feet	Running Slope	5.0-6.0%	5 ft	11	REF		
48988	552.4 to 553.4 feet	Vertical Change	-.36	5 ft	5	REF		

Funding Source: TBD **Year to be Completed** TBD

Street Side	Run ID	Survey Street Name	Starting Street Name	End Street Name	Priority
S	1908210949	CONADRIA AVE	VERTE ST	VERDONE ST	80.5

ID	Dist. from Corner	Barrier Type	As-is Measurement/Notes	Sidewalk Width	Qty	Unit	Cost	Total
2687	553.5 to 555.4 feet	Cross Slope (PAR)	2.0-3.0%	5 ft	10	SF	$120	**$1,140**
49936	558.6 to 559.6 feet	**Vertical Change**	-.33	5 ft	5	LF	$75	**$375**
53408	587.5 to 588.5 feet	**Vertical Change**	-.26	5 ft	5	LF	$75	**$375**
41183	589.9 to 590.9 feet	**Vertical Change**	-2.92	5 ft	5	SF	$75	**$375**
57604	590.0 to 591.0 feet	**Vertical Change**	2.93	5 ft	5	SF	$75	**$375**
52893	602.6 to 603.6 feet	**Vertical Change**	-.27	5 ft	5	LF	$75	**$375**
2688	613.4 to 627.6 feet	Cross Slope (PAR)	2.0-3.0%	5 ft	71	SF	$120	**$8,520**
57866	625.3 to 658.3 feet	Driveway				REF		
2690	631.3 to 651.1 feet	**Cross Slope (Driveway)**	11.0-12.0%	5 ft	99	SF	$40	**$3,960**
2692	652.3 to 655.5 feet	**Cross Slope (Driveway)**	9.0-10.0%	5 ft	16	SF	$40	**$640**
40057	654.3 to 656.4 feet	Running Slope	5.0-6.0%	5 ft	11	REF		
50660	657.8 to 661.7 feet	**Vertical Change**	-.31	5 ft	20	REF		
2693	658.7 to 668.0 feet	Cross Slope (PAR)	2.0-3.0%	5 ft	47	SF	$120	**$5,580**
57867	663.8 to 698.3 feet	Driveway				REF		
47902	665.2 to 669.2 feet	**Vertical Change**	-.4	5 ft	20	REF		
2695	671.2 to 695.1 feet	**Cross Slope (Driveway)**	9.0-10.0%	5 ft	120	SF	$40	**$4,780**
40058	694.3 to 696.0 feet	Running Slope	6.0-7.0%	5 ft	9	REF		
47235	697.9 to 698.9 feet	**Vertical Change**	-.42	5 ft	5	REF		
2696	728.3 to 730.6 feet	Cross Slope (PAR)	2.0-3.0%	5 ft	12	SF	$120	**$1,380**
57868	737.1 to 771.3 feet	Driveway				REF		
2697	738.2 to 740.8 feet	**Cross Slope (Driveway)**	2.0-3.0%	5 ft	13	SF	$40	**$520**
51570	740.9 to 741.9 feet	**Vertical Change**	-.3	5 ft	5	REF		
2698	745.0 to 768.3 feet	**Cross Slope (Driveway)**	8.0-9.0%	5 ft	117	SF	$40	**$4,660**
40059	769.0 to 770.0 feet	Running Slope	5.0-6.0%	5 ft	5	REF		
2700	775.6 to 782.0 feet	Cross Slope (PAR)	2.0-3.0%	5 ft	32	SF	$120	**$3,840**
53890	804.2 to 805.2 feet	**Vertical Change**	-.25	5 ft	5	LF	$75	**$375**

TOTAL COST FOR: S *side of* **CONADRIA AVE** *Starting at:* **VERTE ST** **$159,585.00**

Funding Source: TBD **Year to be Completed** TBD

Street Side	Run ID	Survey Street Name	Starting Street Name	End Street Name	Priority
W	1909240959	COOLIDGE AVE	1524 COOLIDGE AVE	WILSON WAY	51

ID	Dist. from Corner	Barrier Type	As-is Measurement/Notes	Sidewalk Width	Qty	Unit	Cost	Total
19741	0.0 to 6.9 feet	Cross Slope (PAR)	3.0-4.0%	4 ft	28	SF	$120	**$3,312**
19745	7.8 to 9.3 feet	Cross Slope (PAR)	5.0-6.0%	4 ft	6	SF	$120	**$720**
19746	9.3 to 15.3 feet	Cross Slope (PAR)	6.0-7.0%	4 ft	24	SF	$120	**$2,880**
19748	16.0 to 28.2 feet	Cross Slope (PAR)	5.0-6.0%	4 ft	49	SF	$120	**$5,856**
19752	28.2 to 38.3 feet	Cross Slope (PAR)	3.0-4.0%	4 ft	40	SF	$120	**$4,848**
54592	38.2 to 39.2 feet	**Vertical Change**	.3	4 ft	4	REF		
19756	39.2 to 47.3 feet	Cross Slope (PAR)	2.0-3.0%	4 ft	32	SF	$120	**$3,888**
19758	48.8 to 59.6 feet	Cross Slope (PAR)	4.0-5.0%	4 ft	43	SF	$120	**$5,184**
19760	63.7 to 68.4 feet	Cross Slope (PAR)	3.0-4.0%	4 ft	19	SF	$120	**$2,256**
19761	68.8 to 82.2 feet	Cross Slope (PAR)	2.0-3.0%	4 ft	54	SF	$120	**$6,432**
19763	82.5 to 160.3 feet	Cross Slope (PAR)	4.0-5.0%	4 ft	311	SF	$120	**$37,344**
56140	99.8 to 100.8 feet	**Vertical Change**	.4	4 ft	4	REF		
59111	100.5 to 118.6 feet	Driveway				REF		
59112	124.1 to 140.2 feet	Driveway				REF		
19784	160.9 to 164.8 feet	Cross Slope (PAR)	2.0-3.0%	4 ft	16	SF	$120	**$1,872**
56141	161.3 to 162.3 feet	**Vertical Change**	.4	4 ft	4	REF		
19786	164.8 to 166.3 feet	Cross Slope (PAR)	4.0-5.0%	4 ft	6	SF	$120	**$720**
19787	168.5 to 180.9 feet	Cross Slope (PAR)	3.0-4.0%	4 ft	50	SF	$120	**$5,952**
59113	176.7 to 196.3 feet	Driveway				REF		
19790	181.1 to 186.8 feet	**Cross Slope (Driveway)**	5.0-6.0%	4 ft	23	SF	$40	**$912**
19792	186.8 to 192.4 feet	**Cross Slope (Driveway)**	6.0-7.0%	4 ft	22	SF	$40	**$896**
19793	192.4 to 195.1 feet	**Cross Slope (Driveway)**	5.0-6.0%	4 ft	11	SF	$40	**$432**
54593	195.1 to 196.1 feet	**Vertical Change**	.3	4 ft	4	REF		
19795	195.1 to 197.7 feet	**Cross Slope (Driveway)**	3.0-4.0%	4 ft	10	SF	$40	**$416**
19796	198.3 to 217.6 feet	Cross Slope (PAR)	2.0-3.0%	4 ft	77	SF	$120	**$9,264**
59114	203.4 to 225.3 feet	Driveway				REF		
19801	224.2 to 234.6 feet	**Cross Slope (Driveway)**	2.0-3.0%	4 ft	42	SF	$40	**$1,664**
19804	237.6 to 259.8 feet	Cross Slope (PAR)	2.0-3.0%	4 ft	89	SF	$120	**$10,656**
56142	243.2 to 244.2 feet	**Vertical Change**	.4	4 ft	4	REF		

Funding Source: TBD **Year to be Completed** TBD

Street Side	Run ID	Survey Street Name	Starting Street Name	End Street Name	Priority
W	1909240959	COOLIDGE AVE	1524 COOLIDGE AVE	WILSON WAY	51

ID	Dist. from Corner	Barrier Type	As-is Measurement/Notes	Sidewalk Width	Qty	Unit	Cost	Total
19808	259.8 to 277.7 feet	Cross Slope (PAR)	4.0-5.0%	4 ft	72	SF	$120	**$8,592**
19815	280.0 to 282.3 feet	Cross Slope (PAR)	3.0-4.0%	4 ft	9	SF	$120	**$1,104**
19816	282.3 to 286.7 feet	Cross Slope (PAR)	2.0-3.0%	4 ft	18	SF	$120	**$2,112**

TOTAL COST FOR: W *side of* **COOLIDGE AVE** *Starting at:* **1524 COOLIDGE AVE** **$117,312.00**

Funding Source: TBD **Year to be Completed** TBD

Street Side	Run ID	Survey Street Name	Starting Street Name	End Street Name	Priority
E	1909240948	COOLIDGE AVE	1537 COOLIDGE AVE	15TH ST	99

ID	Dist. from Corner	Barrier Type	As-is Measurement/Notes	Sidewalk Width	Qty	Unit	Cost	Total
19919	0.0 to 60.0 feet	Cross Slope (PAR)	4.0-5.0%	4 ft	240	SF	$120	**$28,800**
54601	17.7 to 18.7 feet	**Vertical Change**	.3	4 ft	4	REF		
59121	32.3 to 46.7 feet	Driveway				REF		
19935	62.3 to 64.6 feet	Cross Slope (PAR)	5.0-6.0%	4 ft	9	SF	$120	**$1,104**
19936	64.6 to 78.5 feet	Cross Slope (PAR)	6.0-7.0%	4 ft	56	SF	$120	**$6,672**
19939	78.5 to 80.3 feet	Cross Slope (PAR)	8.0-9.0%	4 ft	7	SF	$120	**$864**
57173	79.1 to 80.1 feet	**Vertical Change**	.7	4 ft	4	REF		
19940	80.9 to 82.4 feet	Cross Slope (PAR)	6.0-7.0%	4 ft	6	SF	$120	**$720**
19941	82.4 to 84.5 feet	Cross Slope (PAR)	5.0-6.0%	4 ft	8	SF	$120	**$1,008**
19942	84.7 to 86.1 feet	Cross Slope (PAR)	6.0-7.0%	4 ft	6	SF	$120	**$672**
19943	86.4 to 93.5 feet	Cross Slope (PAR)	5.0-6.0%	4 ft	28	SF	$120	**$3,408**
57018	94.5 to 95.5 feet	**Vertical Change**	.6	4 ft	4	SF	$75	**$300**
19944	98.8 to 102.2 feet	Cross Slope (PAR)	7.0-8.0%	4 ft	14	SF	$120	**$1,632**
19946	102.7 to 112.4 feet	Cross Slope (PAR)	5.0-6.0%	4 ft	39	SF	$120	**$4,656**
59122	103.4 to 119.4 feet	Driveway				REF		
19949	115.9 to 117.3 feet	**Cross Slope (Driveway)**	5.0-6.0%	4 ft	6	SF	$40	**$224**
19950	119.0 to 124.3 feet	**Cross Slope (Driveway)**	3.0-4.0%	4 ft	21	SF	$40	**$848**
19952	124.3 to 144.1 feet	Cross Slope (PAR)	5.0-6.0%	4 ft	79	SF	$120	**$9,504**
19957	144.1 to 148.9 feet	Cross Slope (PAR)	3.0-4.0%	4 ft	19	SF	$120	**$2,304**
19960	150.7 to 152.6 feet	Cross Slope (PAR)	5.0-6.0%	4 ft	8	SF	$120	**$912**
19961	152.8 to 156.7 feet	Cross Slope (PAR)	6.0-7.0%	4 ft	16	SF	$120	**$1,872**
19962	159.0 to 161.8 feet	Cross Slope (PAR)	6.0-7.0%	4 ft	11	SF	$120	**$1,344**
19963	161.8 to 166.8 feet	Cross Slope (PAR)	5.0-6.0%	4 ft	20	SF	$120	**$2,400**
19965	166.8 to 170.0 feet	Cross Slope (PAR)	3.0-4.0%	4 ft	13	SF	$120	**$1,536**
19967	170.5 to 176.4 feet	Cross Slope (PAR)	5.0-6.0%	4 ft	24	SF	$120	**$2,832**
19968	176.6 to 177.6 feet	Cross Slope (PAR)	6.0-7.0%	4 ft	4	SF	$120	**$480**
19969	177.9 to 180.5 feet	Cross Slope (PAR)	5.0-6.0%	4 ft	10	SF	$120	**$1,248**
19970	181.1 to 184.3 feet	Cross Slope (PAR)	3.0-4.0%	4 ft	13	SF	$120	**$1,536**

Funding Source: TBD **Year to be Completed** TBD

Street Side	Run ID	Survey Street Name	Starting Street Name	End Street Name	Priority
E	1909240948	COOLIDGE AVE	1537 COOLIDGE AVE	15TH ST	99

ID	Dist. from Corner	Barrier Type	As-is Measurement/Notes	Sidewalk Width	Qty	Unit	Cost	Total
59123	184.7 to 201.3 feet	Driveway				REF		
19971	185.2 to 186.5 feet	Cross Slope (Driveway)	5.0-6.0%	4 ft	5	SF	$40	**$208**
19972	188.6 to 189.8 feet	Cross Slope (Driveway)	3.0-4.0%	4 ft	5	SF	$40	**$192**
19973	189.8 to 194.1 feet	Cross Slope (Driveway)	2.0-3.0%	4 ft	17	SF	$40	**$688**
19975	196.2 to 199.4 feet	Cross Slope (Driveway)	2.0-3.0%	4 ft	13	SF	$40	**$512**
19977	205.7 to 207.3 feet	Cross Slope (PAR)	8.0-9.0%	4 ft	6	SF	$120	**$768**
57019	211.0 to 212.0 feet	Vertical Change	.6	4 ft	4	SF	$75	**$300**
59124	213.3 to 224.2 feet	Driveway				REF		
19978	215.2 to 224.4 feet	Cross Slope (Driveway)	4.0-5.0%	4 ft	37	SF	$40	**$1,472**
19982	229.0 to 232.1 feet	Cross Slope (PAR)	5.0-6.0%	4 ft	12	SF	$120	**$1,488**
56147	231.4 to 232.4 feet	Vertical Change	.4	4 ft	4	REF		
19983	233.4 to 252.8 feet	Cross Slope (PAR)	7.0-8.0%	4 ft	78	SF	$120	**$9,312**
57481	234.4 to 235.4 feet	Vertical Change	1.6	4 ft	4	REF		
56148	247.2 to 248.2 feet	Vertical Change	.4	4 ft	4	REF		
19990	257.0 to 259.3 feet	Cross Slope (PAR)	2.0-3.0%	4 ft	9	SF	$120	**$1,104**
57020	275.0 to 276.0 feet	Vertical Change	.6	4 ft	4	SF	$75	**$300**
19991	276.8 to 291.5 feet	Cross Slope (PAR)	2.0-3.0%	4 ft	59	SF	$120	**$7,056**
19995	291.8 to 297.6 feet	Cross Slope (PAR)	4.0-5.0%	4 ft	23	SF	$120	**$2,784**
19998	299.2 to 314.5 feet	Cross Slope (PAR)	2.0-3.0%	4 ft	61	SF	$120	**$7,344**
54602	306.4 to 307.4 feet	Vertical Change	.3	4 ft	4	REF		
20003	314.5 to 317.2 feet	Cross Slope (PAR)	4.0-5.0%	4 ft	11	SF	$120	**$1,296**
20004	322.0 to 328.3 feet	Cross Slope (PAR)	3.0-4.0%	4 ft	25	SF	$120	**$3,024**
20006	329.7 to 350.0 feet	Cross Slope (PAR)	2.0-3.0%	4 ft	81	SF	$120	**$9,744**
59125	334.1 to 358.5 feet	Driveway				REF		
54603	344.3 to 345.3 feet	Vertical Change	.3	4 ft	4	REF		
54604	363.3 to 366.0 feet	Vertical Change	.3	4 ft	11	LF	$75	**$810**
57021	366.7 to 367.7 feet	Vertical Change	.6	4 ft	4	SF	$75	**$300**
54606	368.7 to 373.6 feet	Vertical Change	.3	4 ft	20	LF	$75	**$1,470**

Funding Source: TBD **Year to be Completed** TBD

Street Side	Run ID	Survey Street Name	Starting Street Name	End Street Name	Priority
E	1909240948	COOLIDGE AVE	1537 COOLIDGE AVE	15TH ST	99

ID	Dist. from Corner	Barrier Type	As-is Measurement/Notes	Sidewalk Width	Qty	Unit	Cost	Total
20011	383.0 to 393.6 feet	Cross Slope (PAR)	2.0-3.0%	4 ft	42	SF	$120	**$5,088**
20014	393.6 to 406.1 feet	Cross Slope (PAR)	4.0-5.0%	4 ft	50	SF	$120	**$6,000**
54607	397.5 to 398.5 feet	**Vertical Change**	.3	4 ft	4	REF		
20019	406.8 to 454.8 feet	Cross Slope (PAR)	2.0-3.0%	4 ft	192	SF	$120	**$23,040**
57565	413.6 to 414.6 feet	**Vertical Change**	2.5	4 ft	4	REF		
59126	417.2 to 427.6 feet	Driveway				REF		
54608	418.1 to 419.1 feet	**Vertical Change**	.3	4 ft	4	REF		
20031	460.7 to 473.3 feet	Cross Slope (PAR)	2.0-3.0%	4 ft	50	SF	$120	**$6,048**
54609	474.9 to 475.9 feet	**Vertical Change**	.3	4 ft	4	REF		
20035	475.4 to 476.5 feet	Cross Slope (PAR)	7.0-8.0%	4 ft	4	SF	$120	**$528**
20036	479.4 to 507.7 feet	Cross Slope (PAR)	4.0-5.0%	4 ft	113	SF	$120	**$13,584**
59127	484.3 to 501.0 feet	Driveway				REF		
20043	507.7 to 537.6 feet	Cross Slope (PAR)	2.0-3.0%	4 ft	120	SF	$120	**$14,352**
59128	512.3 to 522.3 feet	Driveway				REF		
57622	524.2 to 525.2 feet	**Vertical Change**	3.2	4 ft	4	REF		
54610	541.4 to 542.4 feet	**Vertical Change**	.3	4 ft	4	REF		
20049	542.3 to 553.3 feet	Cross Slope (PAR)	4.0-5.0%	4 ft	44	SF	$120	**$5,280**
20054	553.3 to 563.0 feet	Cross Slope (PAR)	2.0-3.0%	4 ft	39	SF	$120	**$4,656**
20057	564.3 to 570.4 feet	Cross Slope (PAR)	4.0-5.0%	4 ft	24	SF	$120	**$2,928**
20059	575.3 to 581.8 feet	Cross Slope (PAR)	10.0-11.0%	4 ft	26	SF	$120	**$3,120**
20063	581.8 to 592.9 feet	Cross Slope (PAR)	12.0-13.0%	4 ft	44	SF	$120	**$5,328**
20066	592.9 to 602.4 feet	Cross Slope (PAR)	10.0-11.0%	4 ft	38	SF	$120	**$4,560**
57305	603.0 to 604.0 feet	**Vertical Change**	.9	4 ft	4	SF	$75	**$300**
20068	605.8 to 618.3 feet	Cross Slope (PAR)	4.0-5.0%	4 ft	50	SF	$120	**$6,000**
56150	620.6 to 621.6 feet	**Vertical Change**	.4	4 ft	4	REF		
20071	620.7 to 622.2 feet	Cross Slope (PAR)	5.0-6.0%	4 ft	6	SF	$120	**$720**
20072	624.0 to 633.5 feet	Cross Slope (PAR)	7.0-8.0%	4 ft	38	SF	$120	**$4,560**
20075	633.5 to 642.3 feet	Cross Slope (PAR)	5.0-6.0%	4 ft	35	SF	$120	**$4,224**
59129	633.7 to 673.3 feet	Driveway				REF		

Funding Source: TBD **Year to be Completed** TBD

Street Side	Run ID	Survey Street Name	Starting Street Name	End Street Name	Priority
E	1909240948	COOLIDGE AVE	1537 COOLIDGE AVE	15TH ST	99

ID	Dist. from Corner	Barrier Type	As-is Measurement/Notes	Sidewalk Width	Qty	Unit	Cost	Total
20079	642.3 to 661.4 feet	Cross Slope (Driveway)	3.0-4.0%	4 ft	76	SF	$40	**$3,056**
20084	662.1 to 673.7 feet	Cross Slope (Driveway)	2.0-3.0%	4 ft	46	SF	$40	**$1,856**
20087	673.8 to 749.3 feet	Cross Slope (PAR)	4.0-5.0%	4 ft	302	SF	$120	**$36,240**
57174	683.2 to 684.2 feet	Vertical Change	.7	4 ft	4	REF		
20096	749.3 to 751.3 feet	Cross Slope (PAR)	2.0-3.0%	4 ft	8	SF	$120	**$960**

TOTAL COST FOR: E *side of* **COOLIDGE AVE** *Starting at:* **1537 COOLIDGE AVE** **$279,476.00**

Funding Source: TBD **Year to be Completed** TBD

Street Side	Run ID	Survey Street Name	Starting Street Name	End Street Name	Priority
W	1909240955	COOLIDGE AVE	15TH ST	1524 COOLIDGE AVE	79.5

ID	Dist. from Corner	Barrier Type	As-is Measurement/Notes	Sidewalk Width	Qty	Unit	Cost	Total
19817	16.5 to 19.2 feet	Cross Slope (PAR)	2.0-3.0%	4 ft	11	SF	$120	**$1,296**
56143	21.5 to 22.5 feet	**Vertical Change**	.4	4 ft	4	LF	$75	**$300**
19818	29.7 to 45.1 feet	Cross Slope (PAR)	2.0-3.0%	4 ft	62	SF	$120	**$7,392**
19822	48.4 to 52.3 feet	Cross Slope (PAR)	2.0-3.0%	4 ft	16	SF	$120	**$1,872**
54594	62.5 to 63.5 feet	**Vertical Change**	.3	4 ft	4	LF	$75	**$300**
19823	72.8 to 92.7 feet	Cross Slope (PAR)	2.0-3.0%	4 ft	80	SF	$120	**$9,552**
54595	72.9 to 73.9 feet	**Vertical Change**	.3	4 ft	4	REF		
19829	93.0 to 117.3 feet	Cross Slope (PAR)	4.0-5.0%	4 ft	97	SF	$120	**$11,664**
19831	117.6 to 142.2 feet	Cross Slope (PAR)	2.0-3.0%	4 ft	98	SF	$120	**$11,808**
59115	126.7 to 143.2 feet	Driveway				REF		
19835	142.2 to 166.3 feet	**Cross Slope (Driveway)**	4.0-5.0%	4 ft	96	SF	$40	**$3,856**
59116	157.4 to 167.3 feet	Driveway				REF		
57016	165.2 to 166.2 feet	**Vertical Change**	.6	4 ft	4	REF		
19840	166.5 to 168.7 feet	**Cross Slope (Driveway)**	2.0-3.0%	4 ft	9	SF	$40	**$352**
19841	168.9 to 209.8 feet	Cross Slope (PAR)	4.0-5.0%	4 ft	164	SF	$120	**$19,632**
54596	207.6 to 208.6 feet	**Vertical Change**	.3	4 ft	4	LF	$75	**$300**
19848	214.3 to 229.3 feet	Cross Slope (PAR)	4.0-5.0%	4 ft	60	SF	$120	**$7,200**
19852	232.4 to 240.7 feet	Cross Slope (PAR)	4.0-5.0%	4 ft	33	SF	$120	**$3,984**
56144	242.5 to 243.5 feet	**Vertical Change**	.4	4 ft	4	LF	$75	**$300**
19855	244.0 to 248.0 feet	Cross Slope (PAR)	10.0-11.0%	4 ft	16	SF	$120	**$1,920**
19857	248.0 to 253.7 feet	Cross Slope (PAR)	8.0-9.0%	4 ft	23	SF	$120	**$2,736**
19859	254.8 to 257.3 feet	Cross Slope (PAR)	10.0-11.0%	4 ft	10	SF	$120	**$1,200**
19860	260.8 to 285.8 feet	Cross Slope (PAR)	4.0-5.0%	4 ft	100	SF	$120	**$12,000**
59117	283.3 to 306.7 feet	Driveway				REF		
19866	286.9 to 294.8 feet	**Cross Slope (Driveway)**	2.0-3.0%	4 ft	32	SF	$40	**$1,264**
54597	287.0 to 288.0 feet	**Vertical Change**	.3	4 ft	4	REF		
19869	295.3 to 309.7 feet	**Cross Slope (Driveway)**	4.0-5.0%	4 ft	58	SF	$40	**$2,304**
19873	310.8 to 328.6 feet	Cross Slope (PAR)	2.0-3.0%	4 ft	71	SF	$120	**$8,544**

Funding Source: TBD **Year to be Completed** TBD

Street Side	Run ID	Survey Street Name	Starting Street Name	End Street Name	Priority
W	1909240955	COOLIDGE AVE	15TH ST	1524 COOLIDGE AVE	79.5

ID	Dist. from Corner	Barrier Type	As-is Measurement/Notes	Sidewalk Width	Qty	Unit	Cost	Total
56145	319.2 to 322.0 feet	Vertical Change	.4	4 ft	11	REF		
19878	329.0 to 395.5 feet	Cross Slope (PAR)	4.0-5.0%	4 ft	266	SF	$120	**$31,920**
54598	349.9 to 350.9 feet	Vertical Change	.3	4 ft	4	REF		
59118	358.1 to 376.7 feet	Driveway				REF		
57172	388.0 to 389.0 feet	Vertical Change	.7	4 ft	4	REF		
19894	396.8 to 421.1 feet	Cross Slope (PAR)	2.0-3.0%	4 ft	97	SF	$120	**$11,664**
54599	411.6 to 412.6 feet	Vertical Change	.3	4 ft	4	REF		
19901	422.1 to 436.8 feet	Cross Slope (PAR)	4.0-5.0%	4 ft	59	SF	$120	**$7,056**
19905	436.8 to 438.1 feet	Cross Slope (PAR)	6.0-7.0%	4 ft	5	SF	$120	**$624**
19906	439.0 to 440.3 feet	Cross Slope (PAR)	5.0-6.0%	4 ft	5	SF	$120	**$624**
59119	440.0 to 455.8 feet	Driveway				REF		
19907	441.9 to 470.5 feet	Cross Slope (Driveway)	3.0-4.0%	4 ft	114	SF	$40	**$4,576**
57017	442.4 to 443.4 feet	Vertical Change	.6	4 ft	4	REF		
59120	470.2 to 481.3 feet	Driveway				REF		
19915	470.5 to 472.1 feet	Cross Slope (Driveway)	2.0-3.0%	4 ft	6	SF	$40	**$256**
54600	473.3 to 474.3 feet	Vertical Change	.3	4 ft	4	REF		
19916	476.3 to 483.7 feet	Cross Slope (Driveway)	3.0-4.0%	4 ft	30	SF	$40	**$1,184**
19918	483.7 to 485.8 feet	Cross Slope (PAR)	5.0-6.0%	4 ft	8	SF	$120	**$1,008**

TOTAL COST FOR: W *side of* **COOLIDGE AVE** *Starting at:* **15TH ST** **$168,688.00**

Funding Source: TBD **Year to be Completed** TBD

Street Side	Run ID	Survey Street Name	Starting Street Name	End Street Name	Priority
E	1909240940	COOLIDGE AVE	WILSON WAY	1537 COOLIDGE AVE	25

ID	Dist. from Corner	Barrier Type	As-is Measurement/Notes	Sidewalk Width	Qty	Unit	Cost	Total
20097	0.7 to 1.9 feet	Cross Slope (PAR)	2.0-3.0%	4 ft	5	SF	$120	**$576**
20098	8.3 to 12.7 feet	Cross Slope (PAR)	2.0-3.0%	4 ft	18	SF	$120	**$2,112**

TOTAL COST FOR: E *side of* **COOLIDGE AVE** *Starting at:* **WILSON WAY** **$2,688.00**

Funding Source: TBD **Year to be Completed** TBD

Street Side	Run ID	Survey Street Name	Starting Street Name	End Street Name	Priority
S	1908210924	CORDELIA AVE	ALMA CT	KADOTA AVE	71.5

ID	Dist. from Corner	Barrier Type	As-is Measurement/Notes	Sidewalk Width	Qty	Unit	Cost	Total
46097	1.2 to 2.2 feet	Vertical Change	-.47	5 ft	5	LF	$75	$375
2277	6.9 to 30.8 feet	Cross Slope (PAR)	2.0-3.0%	5 ft	120	SF	$120	$14,340
49609	10.1 to 11.1 feet	Vertical Change	-.34	5 ft	5	REF		
53881	26.4 to 27.4 feet	Vertical Change	-.25	5 ft	5	REF		
2279	50.0 to 86.1 feet	Cross Slope (PAR)	2.0-3.0%	5 ft	181	SF	$120	$21,660
44400	62.9 to 63.9 feet	Vertical Change	-.55	5 ft	5	REF		
57820	81.1 to 118.6 feet	Driveway				REF		
49281	84.8 to 85.8 feet	Vertical Change	-.35	5 ft	5	REF		
2282	90.0 to 115.5 feet	Cross Slope (Driveway)	10.0-11.0%	5 ft	128	SF	$40	$5,100
42115	94.8 to 95.8 feet	Vertical Change	-.74	5 ft	5	REF		
44622	118.4 to 122.1 feet	Vertical Change	-.54	5 ft	19	REF		
2287	119.3 to 127.8 feet	Cross Slope (Driveway)	2.0-3.0%	5 ft	43	SF	$40	$1,700
52401	121.7 to 123.3 feet	Vertical Change	-.28	5 ft	8	REF		
57821	123.2 to 160.8 feet	Driveway				REF		
45684	127.0 to 128.0 feet	Vertical Change	-.49	5 ft	5	REF		
40021	129.8 to 133.6 feet	Running Slope	5.0-6.0%	5 ft	19	REF		
2289	130.7 to 158.7 feet	Cross Slope (Driveway)	9.0-10.0%	5 ft	140	SF	$40	$5,600
45011	138.9 to 139.9 feet	Vertical Change	-.52	5 ft	5	REF		
52403	149.8 to 150.8 feet	Vertical Change	-.28	5 ft	5	REF		
40023	157.2 to 158.7 feet	Running Slope	5.0-6.0%	5 ft	8	REF		
53882	162.6 to 163.6 feet	Vertical Change	-.25	5 ft	5	REF		
2295	163.0 to 198.2 feet	Cross Slope (PAR)	2.0-3.0%	5 ft	176	SF	$120	$21,120
45685	171.3 to 172.3 feet	Vertical Change	-.49	5 ft	5	REF		
51979	178.1 to 179.1 feet	Vertical Change	-.29	5 ft	5	REF		
45686	195.1 to 196.1 feet	Vertical Change	-.49	5 ft	5	REF		
57822	201.7 to 235.7 feet	Driveway				REF		
44019	204.9 to 205.9 feet	Vertical Change	-.57	5 ft	5	REF		
2296	208.3 to 232.2 feet	Cross Slope (Driveway)	10.0-11.0%	5 ft	120	SF	$40	$4,780

Funding Source: TBD **Year to be Completed** TBD

Street Side	Run ID	Survey Street Name	Starting Street Name	End Street Name	Priority
S	1908210924	CORDELIA AVE	ALMA CT	KADOTA AVE	71.5

ID	Dist. from Corner	Barrier Type	As-is Measurement/Notes	Sidewalk Width	Qty	Unit	Cost	Total
51980	215.1 to 216.1 feet	Vertical Change	-.29	5 ft	5	REF		
47230	225.1 to 226.1 feet	Vertical Change	-.42	5 ft	5	REF		
45195	235.1 to 236.1 feet	Vertical Change	-.51	5 ft	5	REF		
49610	238.5 to 239.5 feet	Vertical Change	-.34	5 ft	5	LF	$75	**$375**
2301	240.4 to 244.4 feet	Cross Slope (PAR)	2.0-3.0%	5 ft	20	SF	$120	**$2,400**
57823	240.8 to 274.9 feet	Driveway				REF		
48132	241.6 to 245.6 feet	Vertical Change	-.39	5 ft	20	REF		
2302	248.0 to 271.9 feet	Cross Slope (Driveway)	9.0-10.0%	5 ft	119	SF	$40	**$4,780**
50651	264.9 to 265.9 feet	Vertical Change	-.31	5 ft	5	REF		
40024	271.5 to 272.8 feet	Running Slope	5.0-6.0%	5 ft	7	REF		
45687	274.8 to 275.8 feet	Vertical Change	-.49	5 ft	5	REF		
2306	277.0 to 285.4 feet	Cross Slope (PAR)	2.0-3.0%	5 ft	42	SF	$120	**$5,040**
48699	283.0 to 284.0 feet	Vertical Change	-.37	5 ft	5	REF		
48133	290.9 to 291.9 feet	Vertical Change	-.39	5 ft	5	LF	$75	**$375**
57824	347.3 to 382.8 feet	Driveway				REF		
52885	350.6 to 351.6 feet	Vertical Change	-.27	5 ft	5	REF		
2307	354.1 to 379.3 feet	Cross Slope (Driveway)	9.0-10.0%	5 ft	126	SF	$40	**$5,040**
50272	371.0 to 372.0 feet	Vertical Change	-.32	5 ft	5	REF		
40025	377.7 to 379.8 feet	Running Slope	6.0-7.0%	5 ft	11	REF		
49611	381.2 to 385.1 feet	Vertical Change	-.34	5 ft	20	REF		
45197	388.7 to 392.7 feet	Vertical Change	-.51	5 ft	20	SF	$75	**$1,500**
57825	388.7 to 423.5 feet	Driveway				REF		
2313	395.7 to 420.2 feet	Cross Slope (Driveway)	9.0-10.0%	5 ft	123	SF	$40	**$4,900**
49612	412.5 to 413.5 feet	Vertical Change	-.34	5 ft	5	REF		
40026	420.3 to 421.3 feet	Running Slope	5.0-6.0%	5 ft	5	REF		
47480	422.5 to 423.5 feet	Vertical Change	-.41	5 ft	5	REF		
48700	429.9 to 430.9 feet	Vertical Change	-.37	5 ft	5	LF	$75	**$375**
2317	436.0 to 439.2 feet	Cross Slope (PAR)	2.0-3.0%	5 ft	16	SF	$120	**$1,920**

Funding Source: TBD **Year to be Completed** TBD

Street Side	Run ID	Survey Street Name	Starting Street Name	End Street Name	Priority
S	1908210924	CORDELIA AVE	ALMA CT	KADOTA AVE	71.5

ID	Dist. from Corner	Barrier Type	As-is Measurement/Notes	Sidewalk Width	Qty	Unit	Cost	Total
2318	443.3 to 453.2 feet	Cross Slope (PAR)	2.0-3.0%	5 ft	50	SF	$120	**$5,940**
2322	468.1 to 498.5 feet	Cross Slope (PAR)	2.0-3.0%	5 ft	152	SF	$120	**$18,240**
57826	494.3 to 529.1 feet	Driveway				REF		
48134	497.7 to 498.7 feet	**Vertical Change**	-.39	5 ft	5	REF		
2327	501.3 to 511.8 feet	**Cross Slope (Driveway)**	7.0-8.0%	5 ft	53	SF	$40	**$2,100**
47894	507.9 to 508.9 feet	**Vertical Change**	-.4	5 ft	5	REF		
2330	511.8 to 516.7 feet	**Cross Slope (Driveway)**	5.0-6.0%	5 ft	25	SF	$40	**$980**
2331	516.7 to 519.5 feet	**Cross Slope (Driveway)**	6.0-7.0%	5 ft	14	SF	$40	**$560**
2333	519.5 to 522.0 feet	**Cross Slope (Driveway)**	8.0-9.0%	5 ft	13	SF	$40	**$500**
2335	522.0 to 524.8 feet	**Cross Slope (Driveway)**	10.0-11.0%	5 ft	14	SF	$40	**$560**
40027	525.3 to 527.3 feet	Running Slope	5.0-6.0%	5 ft	10	REF		
47481	528.4 to 539.7 feet	**Vertical Change**	-.41	5 ft	57	REF		
2337	529.8 to 532.7 feet	Cross Slope (PAR)	2.0-3.0%	5 ft	15	SF	$120	**$1,740**
57827	536.0 to 570.5 feet	Driveway				REF		
2338	542.2 to 567.2 feet	**Cross Slope (Driveway)**	9.0-10.0%	5 ft	125	SF	$40	**$5,000**
50273	559.0 to 560.0 feet	**Vertical Change**	-.32	5 ft	5	REF		
40028	565.6 to 567.7 feet	Running Slope	6.0-7.0%	5 ft	11	REF		
46099	569.2 to 570.2 feet	**Vertical Change**	-.47	5 ft	5	REF		
44827	576.9 to 577.9 feet	**Vertical Change**	-.53	5 ft	5	SF	$75	**$375**
2339	626.5 to 642.1 feet	Cross Slope (PAR)	2.0-3.0%	5 ft	78	SF	$120	**$9,360**
57828	641.0 to 675.3 feet	Driveway				REF		
2340	647.8 to 672.0 feet	**Cross Slope (Driveway)**	10.0-11.0%	5 ft	121	SF	$40	**$4,840**
40029	670.8 to 673.0 feet	Running Slope	5.0-6.0%	5 ft	11	REF		
45198	674.9 to 682.5 feet	**Vertical Change**	-.51	5 ft	38	REF		
2347	675.4 to 684.6 feet	**Cross Slope (Driveway)**	2.0-3.0%	5 ft	46	SF	$40	**$1,840**
57829	680.9 to 715.9 feet	Driveway				REF		
45012	684.6 to 685.6 feet	**Vertical Change**	-.52	5 ft	5	REF		
2348	689.2 to 713.1 feet	**Cross Slope (Driveway)**	9.0-10.0%	5 ft	120	SF	$40	**$4,780**
40030	711.8 to 713.5 feet	Running Slope	5.0-6.0%	5 ft	9	REF		

Funding Source: TBD **Year to be Completed** TBD

Street Side	Run ID	Survey Street Name	Starting Street Name	End Street Name	Priority
S	1908210924	CORDELIA AVE	ALMA CT	KADOTA AVE	71.5

ID	Dist. from Corner	Barrier Type	As-is Measurement/Notes	Sidewalk Width	Qty	Unit	Cost	Total
50652	715.2 to 716.2 feet	Vertical Change	-.31	5 ft	5	REF		
2353	717.8 to 723.6 feet	Cross Slope (PAR)	2.0-3.0%	5 ft	29	SF	$120	$3,480
50274	723.2 to 724.2 feet	Vertical Change	-.32	5 ft	5	REF		
2354	729.4 to 731.7 feet	Cross Slope (PAR)	2.0-3.0%	5 ft	12	SF	$120	$1,380
51558	731.5 to 732.5 feet	Vertical Change	-.3	5 ft	5	REF		
50275	741.5 to 742.5 feet	Vertical Change	-.32	5 ft	5	LF	$75	$375
2355	757.9 to 768.3 feet	Cross Slope (PAR)	2.0-3.0%	5 ft	52	SF	$120	$6,240
2356	777.0 to 789.2 feet	Cross Slope (PAR)	2.0-3.0%	5 ft	61	SF	$120	$7,320
57830	787.9 to 820.9 feet	Driveway				REF		
51559	791.2 to 792.2 feet	Vertical Change	-.3	5 ft	5	REF		
2357	794.4 to 799.3 feet	Cross Slope (Driveway)	9.0-10.0%	5 ft	25	SF	$40	$980
2359	799.3 to 807.4 feet	Cross Slope (Driveway)	7.0-8.0%	5 ft	41	SF	$40	$1,620
48422	801.4 to 802.4 feet	Vertical Change	-.38	5 ft	5	REF		
2361	807.4 to 817.8 feet	Cross Slope (Driveway)	9.0-10.0%	5 ft	52	SF	$40	$2,080
51981	811.4 to 812.4 feet	Vertical Change	-.29	5 ft	5	REF		
51560	821.1 to 822.1 feet	Vertical Change	-.3	5 ft	5	REF		
2362	825.4 to 829.2 feet	Cross Slope (PAR)	2.0-3.0%	5 ft	19	SF	$120	$2,280
57831	829.1 to 861.7 feet	Driveway				REF		
46787	831.5 to 832.5 feet	Vertical Change	-.44	5 ft	5	REF		
2363	836.0 to 841.3 feet	Cross Slope (Driveway)	11.0-12.0%	5 ft	27	SF	$40	$1,060
2365	841.3 to 859.1 feet	Cross Slope (Driveway)	9.0-10.0%	5 ft	89	SF	$40	$3,560
40031	857.8 to 859.7 feet	Running Slope	5.0-6.0%	5 ft	10	REF		
47895	868.3 to 869.3 feet	Vertical Change	-.4	5 ft	5	LF	$75	$375
57832	901.3 to 935.3 feet	Driveway				REF		
49282	904.3 to 905.3 feet	Vertical Change	-.35	5 ft	5	REF		
2367	908.2 to 932.5 feet	Cross Slope (Driveway)	10.0-11.0%	5 ft	122	SF	$40	$4,860
46323	934.7 to 935.7 feet	Vertical Change	-.46	5 ft	5	REF		
48423	940.3 to 941.3 feet	Vertical Change	-.38	5 ft	5	LF	$75	$375

Funding Source: TBD **Year to be Completed** TBD

Street Side	Run ID	Survey Street Name	Starting Street Name	End Street Name	Priority
S	1908210924	CORDELIA AVE	ALMA CT	KADOTA AVE	71.5

ID	Dist. from Corner	Barrier Type	As-is Measurement/Notes	Sidewalk Width	Qty	Unit	Cost	Total
50276	988.7 to 989.7 feet	Vertical Change	-.32	5 ft	5	LF	$75	$375
2371	990.4 to 1006.2 feet	Cross Slope (PAR)	2.0-3.0%	5 ft	79	SF	$120	$9,480
48701	997.9 to 998.9 feet	Vertical Change	-.37	5 ft	5	REF		
57833	1003.0 to 1037.9 feet	Driveway				REF		
2372	1009.1 to 1018.1 feet	Cross Slope (Driveway)	8.0-9.0%	5 ft	45	SF	$40	$1,800
2374	1018.1 to 1034.1 feet	Cross Slope (Driveway)	10.0-11.0%	5 ft	80	SF	$40	$3,200
2377	1037.9 to 1042.1 feet	Cross Slope (Driveway)	2.0-3.0%	5 ft	21	SF	$40	$840
57834	1038.9 to 1077.1 feet	Driveway				REF		
56617	1045.1 to 1046.1 feet	Vertical Change	.41	5 ft	5	REF		
2379	1045.8 to 1050.3 feet	Cross Slope (Driveway)	11.0-12.0%	5 ft	23	SF	$40	$900
2381	1050.3 to 1074.8 feet	Cross Slope (Driveway)	9.0-10.0%	5 ft	123	SF	$40	$4,900
47482	1052.5 to 1053.5 feet	Vertical Change	-.41	5 ft	5	REF		
53399	1062.6 to 1066.2 feet	Vertical Change	-.26	5 ft	18	REF		
50653	1077.4 to 1078.4 feet	Vertical Change	-.31	5 ft	5	REF		
2387	1077.5 to 1079.3 feet	Cross Slope (PAR)	3.0-4.0%	5 ft	9	SF	$120	$1,080
2388	1081.7 to 1085.3 feet	Cross Slope (PAR)	2.0-3.0%	5 ft	18	SF	$120	$2,160
57835	1081.9 to 1120.7 feet	Driveway				REF		
51562	1082.6 to 1086.4 feet	Vertical Change	-.3	5 ft	19	REF		
2389	1088.7 to 1117.6 feet	Cross Slope (Driveway)	11.0-12.0%	5 ft	144	SF	$40	$5,780
40032	1088.7 to 1091.2 feet	Running Slope	5.0-6.0%	5 ft	13	REF		
40033	1116.4 to 1118.1 feet	Running Slope	5.0-6.0%	5 ft	8	REF		
50654	1120.2 to 1121.2 feet	Vertical Change	-.31	5 ft	5	REF		
52887	1127.0 to 1128.0 feet	Vertical Change	-.27	5 ft	5	LF	$75	$375
2398	1138.5 to 1166.5 feet	Cross Slope (PAR)	2.0-3.0%	5 ft	140	SF	$120	$16,800
57836	1159.8 to 1195.1 feet	Driveway				REF		
48135	1164.1 to 1165.1 feet	Vertical Change	-.39	5 ft	5	REF		
2401	1166.5 to 1189.4 feet	Cross Slope (Driveway)	4.0-5.0%	5 ft	115	SF	$40	$4,580
51563	1174.5 to 1175.5 feet	Vertical Change	-.3	5 ft	5	REF		
2404	1190.9 to 1193.3 feet	Cross Slope (Driveway)	7.0-8.0%	5 ft	12	SF	$40	$480

Funding Source: TBD **Year to be Completed** TBD

Street Side	Run ID	Survey Street Name	Starting Street Name	End Street Name	Priority
S	1908210924	CORDELIA AVE	ALMA CT	KADOTA AVE	71.5

ID	Dist. from Corner	Barrier Type	As-is Measurement/Notes	Sidewalk Width	Qty	Unit	Cost	Total
48702	1194.9 to 1198.8 feet	Vertical Change	-.37	5 ft	19	REF		
57837	1200.3 to 1235.6 feet	Driveway				REF		
49928	1201.8 to 1205.6 feet	Vertical Change	-.33	5 ft	19	REF		
2405	1203.2 to 1204.7 feet	Cross Slope (Driveway)	2.0-3.0%	5 ft	8	SF	$40	**$300**
2406	1208.1 to 1214.9 feet	Cross Slope (Driveway)	11.0-12.0%	5 ft	34	SF	$40	**$1,360**
2408	1214.9 to 1227.5 feet	Cross Slope (Driveway)	9.0-10.0%	5 ft	63	SF	$40	**$2,520**
53883	1225.2 to 1226.2 feet	Vertical Change	-.25	5 ft	5	REF		
2410	1227.5 to 1232.4 feet	Cross Slope (Driveway)	11.0-12.0%	5 ft	25	SF	$40	**$980**
40034	1231.2 to 1233.5 feet	Running Slope	5.0-6.0%	5 ft	12	REF		
48136	1234.8 to 1235.8 feet	Vertical Change	-.39	5 ft	5	REF		
41497	1238.1 to 1239.1 feet	Vertical Change	-1.1	5 ft	5	REF		
2411	1238.3 to 1256.3 feet	Cross Slope (PAR)	2.0-3.0%	5 ft	90	SF	$120	**$10,800**
46100	1245.0 to 1246.0 feet	Vertical Change	-.47	5 ft	5	REF		
47000	1259.5 to 1260.5 feet	Vertical Change	-.43	5 ft	5	LF	$75	**$375**

TOTAL COST FOR: S *side of* **CORDELIA AVE** *Starting at:* **ALMA CT** **$263,265.00**

Funding Source: TBD **Year to be Completed** TBD

Street Side	Run ID	Survey Street Name	Starting Street Name	End Street Name	Priority
N	1908211007	CORDELIA AVE	VERDONE ST	VERTE ST	88

ID	Dist. from Corner	Barrier Type	As-is Measurement/Notes	Sidewalk Width	Qty	Unit	Cost	Total
53897	0.0 to 1.0 feet	Vertical Change	-.25	5 ft	5	LF	$75	$375
2885	2.8 to 17.1 feet	Cross Slope (PAR)	2.0-3.0%	5 ft	72	SF	$120	$8,580
50664	12.4 to 13.4 feet	Vertical Change	-.31	5 ft	5	REF		
53412	20.3 to 21.7 feet	Vertical Change	-.26	5 ft	7	LF	$75	$525
47495	28.7 to 29.7 feet	Vertical Change	-.41	5 ft	5	LF	$75	$375
2886	32.1 to 37.5 feet	Cross Slope (PAR)	2.0-3.0%	5 ft	27	SF	$120	$3,240
57892	34.3 to 69.6 feet	Driveway				REF		
47242	38.0 to 39.0 feet	Vertical Change	-.42	5 ft	5	REF		
2887	41.3 to 48.8 feet	Cross Slope (Driveway)	11.0-12.0%	5 ft	38	SF	$40	$1,500
2889	48.8 to 65.8 feet	Cross Slope (Driveway)	9.0-10.0%	5 ft	85	SF	$40	$3,400
40077	64.6 to 67.0 feet	Running Slope	5.0-6.0%	5 ft	12	REF		
48713	68.3 to 69.3 feet	Vertical Change	-.37	5 ft	5	REF		
41192	71.4 to 72.4 feet	Vertical Change	-2.56	5 ft	5	SF	$75	$375
48996	74.8 to 75.8 feet	Vertical Change	-.36	5 ft	5	LF	$75	$375
57617	108.0 to 109.0 feet	Vertical Change	3.06	5 ft	5	SF	$75	$375
41180	108.1 to 109.1 feet	Vertical Change	-3	5 ft	5	SF	$75	$375
57893	108.4 to 143.3 feet	Driveway				REF		
41302	108.8 to 109.8 feet	Vertical Change	-1.56	5 ft	5	REF		
53898	111.6 to 112.6 feet	Vertical Change	-.25	5 ft	5	REF		
2893	114.8 to 140.3 feet	Cross Slope (Driveway)	9.0-10.0%	5 ft	128	SF	$40	$5,100
40078	139.3 to 140.8 feet	Running Slope	8.0-9.0%	5 ft	8	REF		
48714	142.2 to 148.8 feet	Vertical Change	-.37	5 ft	33	REF		
57894	147.4 to 181.9 feet	Driveway				REF		
40079	150.8 to 152.7 feet	Running Slope	5.0-6.0%	5 ft	9	REF		
44022	151.2 to 152.2 feet	Vertical Change	-.57	5 ft	5	REF		
2894	155.2 to 179.3 feet	Cross Slope (Driveway)	9.0-10.0%	5 ft	121	SF	$40	$4,820
40080	178.3 to 179.8 feet	Running Slope	6.0-7.0%	5 ft	8	REF		
52903	181.3 to 182.3 feet	Vertical Change	-.27	5 ft	5	REF		

Funding Source: TBD **Year to be Completed** TBD

Street Side	Run ID	Survey Street Name	Starting Street Name	End Street Name	Priority
N	1908211007	CORDELIA AVE	VERDONE ST	VERTE ST	88

ID	Dist. from Corner	Barrier Type	As-is Measurement/Notes	Sidewalk Width	Qty	Unit	Cost	Total
2895	185.8 to 187.8 feet	Cross Slope (PAR)	2.0-3.0%	5 ft	10	SF	$120	**$1,200**
52904	218.2 to 219.2 feet	**Vertical Change**	-.27	5 ft	5	LF	$75	**$375**
49619	228.1 to 229.1 feet	**Vertical Change**	-.34	5 ft	5	LF	$75	**$375**
49295	248.0 to 249.0 feet	**Vertical Change**	-.35	5 ft	5	LF	$75	**$375**
57895	254.5 to 288.0 feet	Driveway				REF		
46797	257.8 to 258.8 feet	**Vertical Change**	-.44	5 ft	5	REF		
2896	261.1 to 285.6 feet	**Cross Slope (Driveway)**	10.0-11.0%	5 ft	123	SF	$40	**$4,900**
40081	284.7 to 286.4 feet	Running Slope	7.0-8.0%	5 ft	8	REF		
47496	287.8 to 293.8 feet	**Vertical Change**	-.41	5 ft	30	REF		
57896	293.8 to 328.9 feet	Driveway				REF		
2898	296.6 to 297.8 feet	**Cross Slope (Driveway)**	2.0-3.0%	5 ft	6	SF	$40	**$240**
43560	297.8 to 298.8 feet	**Vertical Change**	-.6	5 ft	5	REF		
2899	301.1 to 324.3 feet	**Cross Slope (Driveway)**	10.0-11.0%	5 ft	116	SF	$40	**$4,640**
52417	308.2 to 309.2 feet	**Vertical Change**	-.28	5 ft	5	REF		
40082	325.5 to 326.7 feet	Running Slope	5.0-6.0%	5 ft	6	REF		
48150	328.3 to 329.3 feet	**Vertical Change**	-.39	5 ft	5	REF		
42033	331.2 to 332.2 feet	**Vertical Change**	-.76	5 ft	5	SF	$75	**$375**
53899	336.3 to 337.3 feet	**Vertical Change**	-.25	5 ft	5	LF	$75	**$375**
2902	354.0 to 356.6 feet	Cross Slope (PAR)	2.0-3.0%	5 ft	13	SF	$120	**$1,560**
57897	400.5 to 434.5 feet	Driveway				REF		
2903	402.6 to 403.6 feet	**Cross Slope (Driveway)**	2.0-3.0%	5 ft	5	SF	$40	**$200**
46103	403.7 to 404.7 feet	**Vertical Change**	-.47	5 ft	5	REF		
2904	406.8 to 426.0 feet	**Cross Slope (Driveway)**	9.0-10.0%	5 ft	96	SF	$40	**$3,840**
2906	426.0 to 431.6 feet	**Cross Slope (Driveway)**	11.0-12.0%	5 ft	28	SF	$40	**$1,120**
40083	431.0 to 432.2 feet	Running Slope	5.0-6.0%	5 ft	6	REF		
51573	434.1 to 438.1 feet	**Vertical Change**	-.3	5 ft	20	REF		
57898	439.1 to 475.4 feet	Driveway				REF		
48151	440.8 to 444.8 feet	**Vertical Change**	-.39	5 ft	20	REF		
2909	447.1 to 452.3 feet	**Cross Slope (Driveway)**	9.0-10.0%	5 ft	26	SF	$40	**$1,040**

Funding Source: TBD **Year to be Completed** TBD

Street Side	Run ID	Survey Street Name	Starting Street Name	End Street Name	Priority
N	1908211007	CORDELIA AVE	VERDONE ST	VERTE ST	88

ID	Dist. from Corner	Barrier Type	As-is Measurement/Notes	Sidewalk Width	Qty	Unit	Cost	Total
2911	452.3 to 456.8 feet	Cross Slope (Driveway)	7.0-8.0%	5 ft	23	SF	$40	**$900**
2913	456.8 to 458.0 feet	Cross Slope (Driveway)	5.0-6.0%	5 ft	6	SF	$40	**$240**
2914	458.0 to 461.8 feet	Cross Slope (Driveway)	6.0-7.0%	5 ft	19	SF	$40	**$760**
2916	461.8 to 472.8 feet	Cross Slope (Driveway)	8.0-9.0%	5 ft	55	SF	$40	**$2,200**
45202	474.8 to 475.8 feet	Vertical Change	-.51	5 ft	5	REF		
46331	482.7 to 483.7 feet	Vertical Change	-.46	5 ft	5	LF	$75	**$375**
2919	489.3 to 492.3 feet	Cross Slope (PAR)	2.0-3.0%	5 ft	15	SF	$120	**$1,800**
2920	528.0 to 532.2 feet	Cross Slope (PAR)	2.0-3.0%	5 ft	21	SF	$120	**$2,520**
50298	540.6 to 541.6 feet	Vertical Change	-.32	5 ft	5	LF	$75	**$375**
57899	546.4 to 581.3 feet	Driveway				REF		
49944	546.5 to 547.5 feet	Vertical Change	-.33	5 ft	5	REF		
57228	547.4 to 548.4 feet	Vertical Change	.71	5 ft	5	REF		
41498	547.6 to 548.6 feet	Vertical Change	-1.1	5 ft	5	REF		
49945	550.2 to 551.2 feet	Vertical Change	-.33	5 ft	5	REF		
2921	553.5 to 577.8 feet	Cross Slope (Driveway)	10.0-11.0%	5 ft	121	SF	$40	**$4,860**
52905	580.7 to 584.4 feet	Vertical Change	-.27	5 ft	18	REF		
57900	586.6 to 621.0 feet	Driveway				REF		
2925	594.2 to 618.3 feet	Cross Slope (Driveway)	9.0-10.0%	5 ft	120	SF	$40	**$4,820**
50665	623.9 to 624.9 feet	Vertical Change	-.31	5 ft	5	LF	$75	**$375**
2927	659.2 to 660.9 feet	Cross Slope (PAR)	2.0-3.0%	5 ft	9	SF	$120	**$1,020**
57901	693.3 to 727.2 feet	Driveway				REF		
49296	696.7 to 697.7 feet	Vertical Change	-.35	5 ft	5	REF		
2928	700.6 to 723.9 feet	Cross Slope (Driveway)	9.0-10.0%	5 ft	117	SF	$40	**$4,660**
40084	723.2 to 725.1 feet	Running Slope	6.0-7.0%	5 ft	10	REF		
48716	726.6 to 727.6 feet	Vertical Change	-.37	5 ft	5	REF		
51574	742.2 to 743.2 feet	Vertical Change	-.3	5 ft	5	LF	$75	**$375**
2930	746.2 to 748.0 feet	Cross Slope (PAR)	2.0-3.0%	5 ft	9	SF	$120	**$1,080**
57902	757.4 to 791.4 feet	Driveway				REF		
47907	760.4 to 761.4 feet	Vertical Change	-.4	5 ft	5	REF		

Funding Source: TBD **Year to be Completed** TBD

Street Side	Run ID	Survey Street Name	Starting Street Name	End Street Name	Priority
N	1908211007	CORDELIA AVE	VERDONE ST	VERTE ST	88

ID	Dist. from Corner	Barrier Type	As-is Measurement/Notes	Sidewalk Width	Qty	Unit	Cost	Total
2931	764.3 to 774.5 feet	Cross Slope (Driveway)	10.0-11.0%	5 ft	51	SF	$40	**$2,040**
2933	774.5 to 776.9 feet	Cross Slope (Driveway)	8.0-9.0%	5 ft	12	SF	$40	**$480**
2935	776.9 to 778.2 feet	Cross Slope (Driveway)	6.0-7.0%	5 ft	7	SF	$40	**$260**
2936	778.2 to 785.6 feet	Cross Slope (Driveway)	5.0-6.0%	5 ft	37	SF	$40	**$1,480**
2939	785.6 to 786.6 feet	Cross Slope (Driveway)	6.0-7.0%	5 ft	5	SF	$40	**$200**
2940	787.3 to 789.4 feet	Cross Slope (Driveway)	8.0-9.0%	5 ft	11	SF	$40	**$420**
2941	792.6 to 794.3 feet	Cross Slope (PAR)	2.0-3.0%	5 ft	9	SF	$120	**$1,020**
51575	800.7 to 801.7 feet	Vertical Change	-.3	5 ft	5	LF	$75	**$375**

TOTAL COST FOR: N *side of* **CORDELIA AVE** *Starting at:* **VERDONE ST** **$82,665.00**

Funding Source: TBD **Year to be Completed** TBD

Street Side	Run ID	Survey Street Name	Starting Street Name	End Street Name	Priority
W	1908231028	COTTONWOOD DR	ALMOND CT	PARKRIDGE DR	43

ID	Dist. from Corner	Barrier Type	As-is Measurement/Notes	Sidewalk Width	Qty	Unit	Cost	Total
13920	5.8 to 18.3 feet	Cross Slope (PAR)	2.0-3.0%	5 ft	63	SF	$120	**$7,500**
50592	6.2 to 7.2 feet	**Vertical Change**	-.32	5 ft	5	REF		
46757	17.6 to 18.6 feet	**Vertical Change**	-.45	5 ft	5	REF		
13922	18.3 to 51.8 feet	Cross Slope (PAR)	4.0-5.0%	5 ft	168	SF	$120	**$20,100**
42260	29.8 to 30.8 feet	**Vertical Change**	-.72	5 ft	5	REF		
46973	39.4 to 40.4 feet	**Vertical Change**	-.44	5 ft	5	REF		
57141	39.5 to 40.5 feet	**Vertical Change**	.63	5 ft	5	REF		
45867	49.4 to 52.8 feet	**Vertical Change**	-.49	5 ft	17	REF		
13928	51.8 to 53.4 feet	Cross Slope (PAR)	2.0-3.0%	5 ft	8	SF	$120	**$960**
45368	56.3 to 57.3 feet	**Vertical Change**	-.51	5 ft	5	SF	$75	**$375**
13929	59.7 to 61.9 feet	Cross Slope (PAR)	2.0-3.0%	5 ft	11	SF	$120	**$1,320**
48380	60.8 to 61.8 feet	**Vertical Change**	-.39	5 ft	5	REF		
13931	61.9 to 72.2 feet	Cross Slope (PAR)	4.0-5.0%	5 ft	52	SF	$120	**$6,180**
46075	69.4 to 70.4 feet	**Vertical Change**	-.48	5 ft	5	REF		
13935	72.2 to 91.1 feet	Cross Slope (PAR)	2.0-3.0%	5 ft	95	SF	$120	**$11,340**
52323	79.1 to 80.1 feet	**Vertical Change**	-.29	5 ft	5	REF		
43206	89.8 to 90.8 feet	**Vertical Change**	-.63	5 ft	5	REF		
13939	91.1 to 155.1 feet	Cross Slope (PAR)	4.0-5.0%	5 ft	320	SF	$120	**$38,400**
45179	100.5 to 101.5 feet	**Vertical Change**	-.52	5 ft	5	REF		
48097	110.6 to 111.6 feet	**Vertical Change**	-.4	5 ft	5	REF		
48098	120.4 to 121.4 feet	**Vertical Change**	-.4	5 ft	5	REF		
13946	155.9 to 157.3 feet	Cross Slope (PAR)	2.0-3.0%	5 ft	7	SF	$120	**$840**
13947	164.3 to 170.4 feet	Cross Slope (PAR)	3.0-4.0%	5 ft	31	SF	$120	**$3,660**
13949	170.4 to 171.4 feet	Cross Slope (PAR)	5.0-6.0%	5 ft	5	SF	$120	**$600**
13950	171.4 to 191.8 feet	Cross Slope (PAR)	6.0-7.0%	5 ft	102	SF	$120	**$12,240**
13955	191.8 to 200.4 feet	Cross Slope (PAR)	5.0-6.0%	5 ft	43	SF	$120	**$5,160**
13957	200.4 to 210.9 feet	Cross Slope (PAR)	3.0-4.0%	5 ft	53	SF	$120	**$6,300**
13958	210.9 to 213.5 feet	Cross Slope (PAR)	2.0-3.0%	5 ft	13	SF	$120	**$1,560**

Funding Source: TBD **Year to be Completed** TBD

Street Side	Run ID	Survey Street Name	Starting Street Name	End Street Name	Priority
W	1908231028	COTTONWOOD DR	ALMOND CT	PARKRIDGE DR	43

ID	Dist. from Corner	Barrier Type	As-is Measurement/Notes	Sidewalk Width	Qty	Unit	Cost	Total
TOTAL COST FOR: W	*side of* **COTTONWOOD DR**	*Starting at:* **ALMOND CT**						**$116,535.00**

Funding Source: TBD **Year to be Completed** TBD

Street Side	Run ID	Survey Street Name	Starting Street Name	End Street Name	Priority
E	1908231033	COTTONWOOD DR	COTTONWOOD DR	PARKRIDGE DR	28

ID	Dist. from Corner	Barrier Type	As-is Measurement/Notes	Sidewalk Width	Qty	Unit	Cost	Total
46976	3.7 to 4.7 feet	Vertical Change	-.44	5 ft	5	LF	$75	$375
44006	12.4 to 13.4 feet	Vertical Change	-.58	5 ft	5	SF	$75	$375
46076	21.8 to 22.8 feet	Vertical Change	-.48	5 ft	5	LF	$75	$375
48382	31.0 to 32.0 feet	Vertical Change	-.39	5 ft	5	LF	$75	$375
46293	40.5 to 41.5 feet	Vertical Change	-.47	5 ft	5	LF	$75	$375
14054	42.8 to 46.0 feet	Cross Slope (PAR)	2.0-3.0%	5 ft	16	SF	$120	$1,920
45181	50.0 to 51.0 feet	Vertical Change	-.52	5 ft	5	SF	$75	$375
14055	57.7 to 67.9 feet	Cross Slope (PAR)	2.0-3.0%	5 ft	51	SF	$120	$6,120
43837	68.7 to 69.7 feet	Vertical Change	-.59	5 ft	5	SF	$75	$375
44593	78.5 to 79.5 feet	Vertical Change	-.55	5 ft	5	SF	$75	$375
14057	83.1 to 93.4 feet	Cross Slope (PAR)	2.0-3.0%	5 ft	52	SF	$120	$6,180
45182	88.1 to 89.1 feet	Vertical Change	-.52	5 ft	5	REF		
44168	96.2 to 97.2 feet	Vertical Change	-.57	5 ft	5	SF	$75	$375

TOTAL COST FOR: E *side of* **COTTONWOOD DR** *Starting at:* **COTTONWOOD DR** **$17,595.00**

Funding Source: TBD **Year to be Completed** TBD

Street Side	Run ID	Survey Street Name	Starting Street Name	End Street Name	Priority
W	1908231017	COTTONWOOD DR	HOWELL RD	PEACH CT	40

ID	Dist. from Corner	Barrier Type	As-is Measurement/Notes	Sidewalk Width	Qty	Unit	Cost	Total
13660	1.6 to 25.7 feet	Cross Slope (PAR)	2.0-3.0%	5 ft	121	SF	$120	**$14,460**
41533	6.1 to 7.1 feet	**Vertical Change**	-1.05	5 ft	5	REF		
49236	9.6 to 10.6 feet	**Vertical Change**	-.36	5 ft	5	REF		
48371	14.7 to 15.7 feet	**Vertical Change**	-.39	5 ft	5	REF		
44985	18.8 to 19.8 feet	**Vertical Change**	-.53	5 ft	5	REF		
13664	25.7 to 110.0 feet	Cross Slope (PAR)	4.0-5.0%	5 ft	422	SF	$120	**$50,580**
47195	29.2 to 30.2 feet	**Vertical Change**	-.43	5 ft	5	REF		
52315	38.9 to 39.9 feet	**Vertical Change**	-.29	5 ft	5	REF		
41384	49.2 to 50.2 feet	**Vertical Change**	-1.32	5 ft	5	REF		
56971	49.3 to 50.3 feet	**Vertical Change**	.56	5 ft	5	REF		
49237	59.6 to 60.6 feet	**Vertical Change**	-.36	5 ft	5	REF		
42023	69.8 to 70.8 feet	**Vertical Change**	-.77	5 ft	5	REF		
45170	101.5 to 102.5 feet	**Vertical Change**	-.52	5 ft	5	REF		
13677	110.0 to 112.0 feet	Cross Slope (PAR)	2.0-3.0%	5 ft	10	SF	$120	**$1,200**
49553	112.4 to 113.4 feet	**Vertical Change**	-.35	5 ft	5	LF	$75	**$375**
46289	120.5 to 121.5 feet	**Vertical Change**	-.47	5 ft	5	LF	$75	**$375**
46290	130.2 to 131.2 feet	**Vertical Change**	-.47	5 ft	5	LF	$75	**$375**
46521	139.7 to 140.7 feet	**Vertical Change**	-.46	5 ft	5	LF	$75	**$375**
43074	149.9 to 150.9 feet	**Vertical Change**	-.64	5 ft	5	SF	$75	**$375**
45171	159.7 to 160.7 feet	**Vertical Change**	-.52	5 ft	5	SF	$75	**$375**
47703	170.1 to 171.1 feet	**Vertical Change**	-.41	5 ft	5	LF	$75	**$375**
50992	179.6 to 180.6 feet	**Vertical Change**	-.31	5 ft	5	LF	$75	**$375**
49875	188.7 to 189.7 feet	**Vertical Change**	-.34	5 ft	5	LF	$75	**$375**
13678	197.5 to 200.6 feet	Cross Slope (PAR)	2.0-3.0%	5 ft	16	SF	$120	**$1,860**
46749	201.4 to 202.4 feet	**Vertical Change**	-.45	5 ft	5	LF	$75	**$375**
50589	206.6 to 207.6 feet	**Vertical Change**	-.32	5 ft	5	REF		
13679	207.5 to 215.3 feet	Cross Slope (PAR)	2.0-3.0%	5 ft	39	SF	$120	**$4,680**
52316	210.0 to 211.0 feet	**Vertical Change**	-.29	5 ft	5	REF		

Funding Source: TBD **Year to be Completed** TBD

Street Side	Run ID	Survey Street Name	Starting Street Name	End Street Name	Priority
W	1908231017	COTTONWOOD DR	HOWELL RD	PEACH CT	40

ID	Dist. from Corner	Barrier Type	As-is Measurement/Notes	Sidewalk Width	Qty	Unit	Cost	Total
TOTAL COST FOR: W	*side of* **COTTONWOOD DR**	*Starting at:* **HOWELL RD**						**$76,530.00**

Funding Source: TBD **Year to be Completed** TBD

Street Side	Run ID	Survey Street Name	Starting Street Name	End Street Name	Priority
E	1908231005	COTTONWOOD DR	JUNIPER CT	SPRUCE CT	76.25

ID	Dist. from Corner	Barrier Type	As-is Measurement/Notes	Sidewalk Width	Qty	Unit	Cost	Total
13202	5.0 to 8.4 feet	Cross Slope (PAR)	2.0-3.0%	5 ft	17	SF	$120	**$2,040**
54119	7.9 to 8.9 feet	**Vertical Change**	-.25	5 ft	5	REF		
13204	8.4 to 16.0 feet	Cross Slope (PAR)	4.0-5.0%	5 ft	38	SF	$120	**$4,560**
42721	15.4 to 16.4 feet	**Vertical Change**	-.67	5 ft	5	REF		
13206	16.0 to 43.7 feet	Cross Slope (PAR)	6.0-7.0%	5 ft	139	SF	$120	**$16,620**
43190	24.6 to 25.6 feet	**Vertical Change**	-.63	5 ft	5	REF		
42624	33.5 to 34.5 feet	**Vertical Change**	-.68	5 ft	5	REF		
13209	43.7 to 54.7 feet	Cross Slope (PAR)	5.0-6.0%	5 ft	55	SF	$120	**$6,600**
41920	52.2 to 53.2 feet	**Vertical Change**	-.8	5 ft	5	REF		
13211	54.7 to 62.2 feet	Cross Slope (PAR)	3.0-4.0%	5 ft	38	SF	$120	**$4,500**
46279	61.4 to 62.4 feet	**Vertical Change**	-.47	5 ft	5	REF		
13213	62.2 to 63.6 feet	Cross Slope (PAR)	5.0-6.0%	5 ft	7	SF	$120	**$840**
13214	63.6 to 69.9 feet	Cross Slope (PAR)	6.0-7.0%	5 ft	32	SF	$120	**$3,780**
13215	69.9 to 80.0 feet	Cross Slope (PAR)	5.0-6.0%	5 ft	50	SF	$120	**$6,060**
49541	70.4 to 71.4 feet	**Vertical Change**	-.35	5 ft	5	REF		
13217	80.0 to 98.9 feet	Cross Slope (PAR)	3.0-4.0%	5 ft	95	SF	$120	**$11,340**
43815	88.9 to 89.9 feet	**Vertical Change**	-.59	5 ft	5	REF		
48363	98.1 to 99.1 feet	**Vertical Change**	-.39	5 ft	5	REF		
13218	98.9 to 105.2 feet	Cross Slope (PAR)	2.0-3.0%	5 ft	32	SF	$120	**$3,780**
49542	107.4 to 108.4 feet	**Vertical Change**	-.35	5 ft	5	REF		
13220	107.7 to 146.5 feet	Cross Slope (PAR)	2.0-3.0%	5 ft	194	SF	$120	**$23,280**
46734	116.9 to 117.9 feet	**Vertical Change**	-.45	5 ft	5	REF		
52310	144.7 to 145.7 feet	**Vertical Change**	-.29	5 ft	5	REF		
13224	146.5 to 165.3 feet	Cross Slope (PAR)	4.0-5.0%	5 ft	94	SF	$120	**$11,280**
13226	165.3 to 183.0 feet	Cross Slope (PAR)	2.0-3.0%	5 ft	89	SF	$120	**$10,620**
46957	183.4 to 184.4 feet	**Vertical Change**	-.44	5 ft	5	LF	$75	**$375**
13228	184.7 to 189.1 feet	Cross Slope (PAR)	6.0-7.0%	5 ft	22	SF	$120	**$2,640**
13230	189.1 to 191.8 feet	Cross Slope (PAR)	8.0-9.0%	5 ft	14	SF	$120	**$1,620**

Funding Source: TBD **Year to be Completed** TBD

Street Side	Run ID	Survey Street Name	Starting Street Name	End Street Name	Priority
E	1908231005	COTTONWOOD DR	JUNIPER CT	SPRUCE CT	76.25

ID	Dist. from Corner	Barrier Type	As-is Measurement/Notes	Sidewalk Width	Qty	Unit	Cost	Total
13232	191.8 to 202.4 feet	Cross Slope (PAR)	10.0-11.0%	5 ft	53	SF	$120	**$6,360**
44783	195.0 to 196.0 feet	**Vertical Change**	-.54	5 ft	5	REF		
40380	196.0 to 197.2 feet	Running Slope	6.0-7.0%	5 ft	6	REF		
41353	198.3 to 199.3 feet	**Vertical Change**	-1.39	5 ft	5	REF		
56620	199.1 to 200.1 feet	**Vertical Change**	.42	5 ft	5	REF		
51895	199.2 to 200.2 feet	**Vertical Change**	-.3	5 ft	5	REF		
13235	202.4 to 206.2 feet	Cross Slope (PAR)	8.0-9.0%	5 ft	19	SF	$120	**$2,280**
57345	203.3 to 204.3 feet	**Vertical Change**	.99	5 ft	5	REF		
41873	206.7 to 207.7 feet	**Vertical Change**	-.81	5 ft	5	SF	$75	**$375**

TOTAL COST FOR: E *side of* **COTTONWOOD DR** *Starting at:* **JUNIPER CT** **$118,950.00**

Funding Source: TBD **Year to be Completed** TBD

Street Side	Run ID	Survey Street Name	Starting Street Name	End Street Name	Priority
E	1908231000	COTTONWOOD DR	PARKRIDGE CT	JUNIPER CT	59

ID	Dist. from Corner	Barrier Type	As-is Measurement/Notes	Sidewalk Width	Qty	Unit	Cost	Total
13086	4.1 to 26.1 feet	Cross Slope (PAR)	2.0-3.0%	5 ft	110	SF	$120	**$13,200**
46954	16.3 to 17.3 feet	Vertical Change	-.44	5 ft	5	REF		
58677	17.6 to 45.9 feet	Driveway				REF		
50581	21.2 to 25.9 feet	Vertical Change	-.32	5 ft	24	REF		
13088	26.1 to 32.2 feet	Cross Slope (Driveway)	4.0-5.0%	5 ft	31	SF	$40	**$1,220**
45351	28.7 to 29.7 feet	Vertical Change	-.51	5 ft	5	REF		
44781	32.1 to 33.1 feet	Vertical Change	-.54	5 ft	5	REF		
13090	32.2 to 41.2 feet	Cross Slope (Driveway)	2.0-3.0%	5 ft	45	SF	$40	**$1,800**
43059	35.6 to 36.6 feet	Vertical Change	-.64	5 ft	5	REF		
45845	39.1 to 40.1 feet	Vertical Change	-.49	5 ft	5	REF		
13092	41.2 to 51.8 feet	Cross Slope (Driveway)	4.0-5.0%	5 ft	53	SF	$40	**$2,120**
44151	42.5 to 43.5 feet	Vertical Change	-.57	5 ft	5	REF		
45157	46.1 to 52.1 feet	Vertical Change	-.52	5 ft	30	REF		
13096	51.8 to 71.3 feet	Cross Slope (PAR)	2.0-3.0%	5 ft	98	SF	$120	**$11,700**
58678	61.1 to 89.7 feet	Driveway				REF		
42204	64.8 to 69.2 feet	Vertical Change	-.73	5 ft	22	REF		
44782	71.9 to 72.9 feet	Vertical Change	-.54	5 ft	5	REF		
44569	75.4 to 76.4 feet	Vertical Change	-.55	5 ft	5	REF		
43338	79.1 to 80.1 feet	Vertical Change	-.62	5 ft	5	REF		
45846	82.7 to 83.7 feet	Vertical Change	-.49	5 ft	5	REF		
13099	83.1 to 87.7 feet	Cross Slope (Driveway)	2.0-3.0%	5 ft	23	SF	$40	**$920**
45158	86.3 to 87.3 feet	Vertical Change	-.52	5 ft	5	REF		
13101	87.7 to 138.7 feet	Cross Slope (Driveway)	4.0-5.0%	5 ft	255	SF	$40	**$10,200**
44354	89.8 to 94.9 feet	Vertical Change	-.56	5 ft	26	REF		
45353	99.7 to 100.7 feet	Vertical Change	-.51	5 ft	5	REF		
43339	108.9 to 109.9 feet	Vertical Change	-.62	5 ft	5	REF		
44153	119.0 to 120.0 feet	Vertical Change	-.57	5 ft	5	REF		
43975	127.7 to 128.7 feet	Vertical Change	-.58	5 ft	5	REF		

Funding Source: TBD **Year to be Completed** TBD

Street Side	Run ID	Survey Street Name	Starting Street Name	End Street Name	Priority
E	1908231000	COTTONWOOD DR	PARKRIDGE CT	JUNIPER CT	59

ID	Dist. from Corner	Barrier Type	As-is Measurement/Notes	Sidewalk Width	Qty	Unit	Cost	Total
58679	130.9 to 160.1 feet	Driveway				REF		
41220	133.7 to 134.7 feet	Vertical Change	-2.12	5 ft	5	REF		
50582	135.4 to 141.0 feet	Vertical Change	-.32	5 ft	28	REF		
13112	138.7 to 141.7 feet	Cross Slope (Driveway)	6.0-7.0%	5 ft	15	SF	$40	**$600**
13113	141.7 to 146.3 feet	Cross Slope (Driveway)	5.0-6.0%	5 ft	23	SF	$40	**$920**
46277	144.2 to 145.2 feet	Vertical Change	-.47	5 ft	5	REF		
13115	146.3 to 180.7 feet	Cross Slope (Driveway)	3.0-4.0%	5 ft	172	SF	$40	**$6,880**
44972	147.5 to 148.5 feet	Vertical Change	-.53	5 ft	5	REF		
45159	151.0 to 152.0 feet	Vertical Change	-.52	5 ft	5	REF		
46732	154.6 to 155.6 feet	Vertical Change	-.45	5 ft	5	REF		
46733	160.7 to 163.9 feet	Vertical Change	-.45	5 ft	16	REF		
58680	172.8 to 211.8 feet	Driveway				REF		
50202	177.5 to 180.6 feet	Vertical Change	-.33	5 ft	16	REF		
13120	180.7 to 181.7 feet	Cross Slope (Driveway)	5.0-6.0%	5 ft	5	SF	$40	**$200**
13121	181.7 to 184.7 feet	Cross Slope (Driveway)	6.0-7.0%	5 ft	15	SF	$40	**$600**
13122	184.7 to 203.4 feet	Cross Slope (Driveway)	5.0-6.0%	5 ft	94	SF	$40	**$3,740**
53274	186.4 to 187.4 feet	Vertical Change	-.27	5 ft	5	REF		
48361	192.7 to 193.7 feet	Vertical Change	-.39	5 ft	5	REF		
48930	196.4 to 197.4 feet	Vertical Change	-.37	5 ft	5	REF		
13127	203.4 to 207.7 feet	Cross Slope (Driveway)	6.0-7.0%	5 ft	22	SF	$40	**$860**
13129	207.7 to 209.3 feet	Cross Slope (Driveway)	8.0-9.0%	5 ft	8	SF	$40	**$320**
45160	211.6 to 214.3 feet	Vertical Change	-.52	5 ft	14	REF		
13130	212.3 to 219.5 feet	Cross Slope (Driveway)	3.0-4.0%	5 ft	36	SF	$40	**$1,440**

TOTAL COST FOR: E *side of* **COTTONWOOD DR** *Starting at:* **PARKRIDGE CT** **$56,720.00**

Funding Source: TBD **Year to be Completed** TBD

Street Side	Run ID	Survey Street Name	Starting Street Name	End Street Name	Priority
W	1908231031	COTTONWOOD DR	PARKRIDGE CT	COTTONWOOD DR	40

ID	Dist. from Corner	Barrier Type	As-is Measurement/Notes	Sidewalk Width	Qty	Unit	Cost	Total
14039	4.4 to 7.3 feet	Cross Slope (PAR)	2.0-3.0%	5 ft	14	SF	$120	**$1,740**
41640	6.7 to 7.7 feet	**Vertical Change**	-.94	5 ft	5	REF		
14041	7.3 to 32.0 feet	Cross Slope (PAR)	4.0-5.0%	5 ft	124	SF	$120	**$14,820**
42028	14.2 to 15.2 feet	**Vertical Change**	-.77	5 ft	5	REF		
42648	22.6 to 23.6 feet	**Vertical Change**	-.68	5 ft	5	REF		
46760	31.1 to 32.1 feet	**Vertical Change**	-.45	5 ft	5	REF		
14045	32.0 to 35.8 feet	Cross Slope (PAR)	2.0-3.0%	5 ft	19	SF	$120	**$2,280**
43354	40.7 to 41.7 feet	**Vertical Change**	-.62	5 ft	5	SF	$75	**$375**
42342	49.9 to 50.9 feet	**Vertical Change**	-.71	5 ft	5	REF		
14047	50.3 to 88.4 feet	Cross Slope (PAR)	2.0-3.0%	5 ft	191	SF	$120	**$22,860**
42452	60.0 to 61.0 feet	**Vertical Change**	-.7	5 ft	5	REF		
41543	70.0 to 71.0 feet	**Vertical Change**	-1.04	5 ft	5	REF		
47704	73.7 to 74.7 feet	**Vertical Change**	-.41	5 ft	5	REF		
46975	79.4 to 80.4 feet	**Vertical Change**	-.44	5 ft	5	REF		
14049	88.4 to 103.2 feet	Cross Slope (PAR)	4.0-5.0%	5 ft	74	SF	$120	**$8,880**
42529	88.8 to 89.8 feet	**Vertical Change**	-.69	5 ft	5	REF		
41232	99.3 to 100.3 feet	**Vertical Change**	-2.01	5 ft	5	REF		
56930	99.4 to 100.4 feet	**Vertical Change**	.52	5 ft	5	REF		
14053	103.2 to 105.5 feet	Cross Slope (PAR)	2.0-3.0%	5 ft	12	SF	$120	**$1,380**

TOTAL COST FOR: W *side of* **COTTONWOOD DR** *Starting at:* **PARKRIDGE CT** **$52,335.00**

Funding Source: TBD **Year to be Completed** TBD

Street Side	Run ID	Survey Street Name	Starting Street Name	End Street Name	Priority
E	1908231015	COTTONWOOD DR	PEACH DR	HOWELL RD	28

ID	Dist. from Corner	Barrier Type	As-is Measurement/Notes	Sidewalk Width	Qty	Unit	Cost	Total
13641	0.0 to 13.2 feet	Cross Slope (PAR)	2.0-3.0%	5 ft	66	SF	$120	**$7,920**
13643	13.2 to 40.6 feet	Cross Slope (PAR)	4.0-5.0%	5 ft	137	SF	$120	**$16,440**
54164	19.3 to 20.3 feet	**Vertical Change**	.29	5 ft	5	REF		
46288	31.8 to 32.8 feet	**Vertical Change**	-.47	5 ft	5	REF		
13645	40.6 to 88.3 feet	Cross Slope (PAR)	2.0-3.0%	5 ft	239	SF	$120	**$28,620**
48941	41.5 to 42.5 feet	**Vertical Change**	-.37	5 ft	5	REF		
51900	60.3 to 61.3 feet	**Vertical Change**	-.3	5 ft	5	REF		
52793	69.2 to 70.2 feet	**Vertical Change**	-.28	5 ft	5	REF		
47194	78.3 to 79.3 feet	**Vertical Change**	-.43	5 ft	5	REF		
13652	91.4 to 201.8 feet	Cross Slope (PAR)	2.0-3.0%	5 ft	552	SF	$120	**$66,240**
50213	97.0 to 98.0 feet	**Vertical Change**	-.33	5 ft	5	REF		
53279	106.2 to 107.2 feet	**Vertical Change**	-.27	5 ft	5	REF		
51901	113.6 to 114.6 feet	**Vertical Change**	-.3	5 ft	5	REF		
56957	125.7 to 126.7 feet	**Vertical Change**	.55	5 ft	5	REF		
53280	153.7 to 154.7 feet	**Vertical Change**	-.27	5 ft	5	REF		
53818	171.5 to 172.5 feet	**Vertical Change**	-.26	5 ft	5	REF		
13658	210.0 to 211.8 feet	Cross Slope (PAR)	3.0-4.0%	5 ft	9	SF	$120	**$1,080**
13659	211.8 to 214.1 feet	Cross Slope (PAR)	2.0-3.0%	5 ft	12	SF	$120	**$1,380**

TOTAL COST FOR: E *side of* **COTTONWOOD DR** *Starting at:* **PEACH DR** **$121,680.00**

Funding Source: TBD **Year to be Completed** TBD

Street Side	Run ID	Survey Street Name	Starting Street Name	End Street Name	Priority
W	1908231021	COTTONWOOD DR	PEACH DR	SPRUCE CT	40

ID	Dist. from Corner	Barrier Type	As-is Measurement/Notes	Sidewalk Width	Qty	Unit	Cost	Total
13750	4.1 to 16.1 feet	Cross Slope (PAR)	2.0-3.0%	5 ft	60	SF	$120	**$7,200**
41403	5.8 to 6.8 feet	**Vertical Change**	-1.27	5 ft	5	REF		
41962	15.0 to 16.0 feet	**Vertical Change**	-.79	5 ft	5	REF		
43507	24.0 to 25.0 feet	**Vertical Change**	-.61	5 ft	5	SF	$75	**$375**
41757	33.0 to 34.0 feet	**Vertical Change**	-.87	5 ft	5	SF	$75	**$375**
42334	42.5 to 43.5 feet	**Vertical Change**	-.71	5 ft	5	SF	$75	**$375**
53819	52.0 to 53.0 feet	**Vertical Change**	-.26	5 ft	5	REF		
13753	52.9 to 61.3 feet	Cross Slope (PAR)	2.0-3.0%	5 ft	42	SF	$120	**$5,040**
43676	56.2 to 57.2 feet	**Vertical Change**	-.6	5 ft	5	REF		
46072	60.5 to 61.5 feet	**Vertical Change**	-.48	5 ft	5	REF		
42166	70.2 to 71.2 feet	**Vertical Change**	-.74	5 ft	5	SF	$75	**$375**
45861	79.2 to 80.2 feet	**Vertical Change**	-.49	5 ft	5	LF	$75	**$375**
42958	89.1 to 90.1 feet	**Vertical Change**	-.65	5 ft	5	SF	$75	**$375**
13754	90.9 to 93.7 feet	Cross Slope (PAR)	2.0-3.0%	5 ft	14	SF	$120	**$1,680**
44166	98.6 to 99.6 feet	**Vertical Change**	-.57	5 ft	5	SF	$75	**$375**
13755	102.5 to 103.7 feet	Cross Slope (PAR)	2.0-3.0%	5 ft	6	SF	$120	**$720**
41963	108.8 to 109.8 feet	**Vertical Change**	-.79	5 ft	5	SF	$75	**$375**
13756	112.5 to 122.3 feet	Cross Slope (PAR)	2.0-3.0%	5 ft	49	SF	$120	**$5,880**
52318	118.8 to 119.8 feet	**Vertical Change**	-.29	5 ft	5	REF		
44372	129.0 to 130.0 feet	**Vertical Change**	-.56	5 ft	5	SF	$75	**$375**
46292	138.3 to 139.3 feet	**Vertical Change**	-.47	5 ft	5	LF	$75	**$375**
13757	151.4 to 165.7 feet	Cross Slope (PAR)	2.0-3.0%	5 ft	72	SF	$120	**$8,580**
43994	152.0 to 153.0 feet	**Vertical Change**	-.58	5 ft	5	REF		
46524	157.1 to 158.1 feet	**Vertical Change**	-.46	5 ft	5	REF		
50216	161.8 to 162.8 feet	**Vertical Change**	-.33	5 ft	5	REF		
46753	167.0 to 168.0 feet	**Vertical Change**	-.45	5 ft	5	LF	$75	**$375**
44799	176.3 to 177.3 feet	**Vertical Change**	-.54	5 ft	5	SF	$75	**$375**
48372	186.5 to 187.5 feet	**Vertical Change**	-.39	5 ft	5	LF	$75	**$375**

Funding Source: TBD **Year to be Completed** TBD

Street Side	Run ID	Survey Street Name	Starting Street Name	End Street Name	Priority
W	1908231021	COTTONWOOD DR	PEACH DR	SPRUCE CT	40

ID	Dist. from Corner	Barrier Type	As-is Measurement/Notes	Sidewalk Width	Qty	Unit	Cost	Total
47196	195.2 to 196.2 feet	Vertical Change	-.43	5 ft	5	LF	$75	**$375**
47197	199.0 to 200.0 feet	Vertical Change	-.43	5 ft	5	LF	$75	**$375**
13759	206.2 to 208.7 feet	Cross Slope (PAR)	2.0-3.0%	5 ft	13	SF	$120	**$1,500**
46754	206.8 to 207.8 feet	Vertical Change	-.45	5 ft	5	REF		

TOTAL COST FOR: W *side of* **COTTONWOOD DR** *Starting at:* **PEACH DR** **$36,225.00**

Funding Source: TBD **Year to be Completed** TBD

Street Side	Run ID	Survey Street Name	Starting Street Name	End Street Name	Priority
E	1908231008	COTTONWOOD DR	SPRUCE CT	PEACH DR	66.25

ID	Dist. from Corner	Barrier Type	As-is Measurement/Notes	Sidewalk Width	Qty	Unit	Cost	Total
13319	5.1 to 6.3 feet	Cross Slope (PAR)	2.0-3.0%	5 ft	6	SF	$120	**$720**
41366	6.9 to 7.9 feet	**Vertical Change**	-1.37	5 ft	5	SF	$75	**$375**
13320	8.0 to 9.4 feet	Cross Slope (PAR)	5.0-6.0%	5 ft	7	SF	$120	**$840**
13321	9.4 to 16.8 feet	Cross Slope (PAR)	6.0-7.0%	5 ft	37	SF	$120	**$4,440**
50987	10.8 to 11.8 feet	**Vertical Change**	-.31	5 ft	5	REF		
40381	14.9 to 17.9 feet	Running Slope	5.0-6.0%	5 ft	15	REF		
53275	15.9 to 16.9 feet	**Vertical Change**	-.27	5 ft	5	REF		
57403	15.9 to 16.9 feet	**Vertical Change**	1.15	5 ft	5	REF		
13325	19.0 to 23.9 feet	Cross Slope (PAR)	9.0-10.0%	5 ft	25	SF	$120	**$2,940**
41503	20.0 to 21.0 feet	**Vertical Change**	-1.09	5 ft	5	REF		
13327	23.9 to 37.3 feet	Cross Slope (PAR)	7.0-8.0%	5 ft	67	SF	$120	**$8,040**
43343	27.6 to 28.6 feet	**Vertical Change**	-.62	5 ft	5	REF		
45163	36.5 to 37.5 feet	**Vertical Change**	-.52	5 ft	5	REF		
13329	37.3 to 51.5 feet	Cross Slope (PAR)	5.0-6.0%	5 ft	71	SF	$120	**$8,520**
49865	45.6 to 46.6 feet	**Vertical Change**	-.34	5 ft	5	REF		
13331	51.5 to 92.1 feet	Cross Slope (PAR)	3.0-4.0%	5 ft	203	SF	$120	**$24,360**
46510	54.9 to 55.9 feet	**Vertical Change**	-.46	5 ft	5	REF		
48647	65.6 to 66.6 feet	**Vertical Change**	-.38	5 ft	5	REF		
46960	75.7 to 76.7 feet	**Vertical Change**	-.44	5 ft	5	REF		
47185	85.3 to 86.3 feet	**Vertical Change**	-.43	5 ft	5	REF		
13335	92.1 to 106.0 feet	Cross Slope (PAR)	5.0-6.0%	5 ft	70	SF	$120	**$8,340**
48365	94.5 to 95.5 feet	**Vertical Change**	-.39	5 ft	5	REF		
46282	104.0 to 105.0 feet	**Vertical Change**	-.47	5 ft	5	REF		
13337	106.0 to 134.8 feet	Cross Slope (PAR)	3.0-4.0%	5 ft	144	SF	$120	**$17,280**
47692	114.1 to 115.1 feet	**Vertical Change**	-.41	5 ft	5	REF		
13342	134.8 to 144.3 feet	Cross Slope (PAR)	2.0-3.0%	5 ft	48	SF	$120	**$5,700**
43344	143.7 to 144.7 feet	**Vertical Change**	-.62	5 ft	5	REF		
13344	144.3 to 210.5 feet	Cross Slope (PAR)	4.0-5.0%	5 ft	331	SF	$120	**$39,720**

Funding Source: TBD **Year to be Completed** TBD

Street Side	Run ID	Survey Street Name	Starting Street Name	End Street Name	Priority
E	1908231008	COTTONWOOD DR	SPRUCE CT	PEACH DR	66.25

ID	Dist. from Corner	Barrier Type	As-is Measurement/Notes	Sidewalk Width	Qty	Unit	Cost	Total
48932	152.3 to 153.3 feet	Vertical Change	-.37	5 ft	5	REF		
48366	161.8 to 162.8 feet	Vertical Change	-.39	5 ft	5	REF		
46961	172.6 to 173.6 feet	Vertical Change	-.44	5 ft	5	REF		
56936	172.7 to 173.7 feet	Vertical Change	.53	5 ft	5	REF		
49543	182.6 to 183.6 feet	Vertical Change	-.35	5 ft	5	REF		
49544	192.2 to 193.2 feet	Vertical Change	-.35	5 ft	5	REF		
53816	202.1 to 203.1 feet	Vertical Change	-.26	5 ft	5	REF		
13354	210.5 to 217.0 feet	Cross Slope (PAR)	2.0-3.0%	5 ft	33	SF	$120	**$3,900**

TOTAL COST FOR: E *side of* **COTTONWOOD DR** *Starting at:* **SPRUCE CT** **$125,175.00**

Funding Source: TBD **Year to be Completed** TBD

Street Side	Run ID	Survey Street Name	Starting Street Name	End Street Name	Priority
W	1908231024	COTTONWOOD DR	WILLOW CT	ALMOND CT	28

ID	Dist. from Corner	Barrier Type	As-is Measurement/Notes	Sidewalk Width	Qty	Unit	Cost	Total
13816	5.3 to 16.1 feet	Cross Slope (PAR)	2.0-3.0%	5 ft	54	SF	$120	**$6,480**
43832	6.2 to 7.2 feet	**Vertical Change**	-.59	5 ft	5	REF		
48375	10.2 to 11.2 feet	**Vertical Change**	-.39	5 ft	5	REF		
48657	15.2 to 16.2 feet	**Vertical Change**	-.38	5 ft	5	REF		
13818	16.1 to 25.0 feet	Cross Slope (PAR)	4.0-5.0%	5 ft	44	SF	$120	**$5,340**
13820	25.0 to 35.6 feet	Cross Slope (PAR)	2.0-3.0%	5 ft	53	SF	$120	**$6,360**
42848	27.0 to 28.0 feet	**Vertical Change**	-.66	5 ft	5	REF		
45174	35.3 to 36.3 feet	**Vertical Change**	-.52	5 ft	5	REF		
57137	35.3 to 36.3 feet	**Vertical Change**	.62	5 ft	5	REF		
44376	45.2 to 46.2 feet	**Vertical Change**	-.56	5 ft	5	SF	$75	**$375**
13821	47.8 to 49.6 feet	Cross Slope (PAR)	2.0-3.0%	5 ft	9	SF	$120	**$1,080**
13822	52.8 to 56.1 feet	Cross Slope (PAR)	2.0-3.0%	5 ft	17	SF	$120	**$1,980**
13823	58.8 to 63.4 feet	Cross Slope (PAR)	2.0-3.0%	5 ft	23	SF	$120	**$2,760**
48943	63.8 to 64.8 feet	**Vertical Change**	-.37	5 ft	5	LF	$75	**$375**
13824	66.2 to 73.3 feet	Cross Slope (PAR)	2.0-3.0%	5 ft	36	SF	$120	**$4,260**
13825	83.1 to 88.9 feet	Cross Slope (PAR)	2.0-3.0%	5 ft	29	SF	$120	**$3,480**
47198	83.2 to 84.2 feet	**Vertical Change**	-.43	5 ft	5	REF		
53284	94.1 to 95.1 feet	**Vertical Change**	-.27	5 ft	5	LF	$75	**$375**
45865	103.8 to 104.8 feet	**Vertical Change**	-.49	5 ft	5	LF	$75	**$375**
43998	113.5 to 114.5 feet	**Vertical Change**	-.58	5 ft	5	SF	$75	**$375**
13826	122.0 to 130.1 feet	Cross Slope (PAR)	2.0-3.0%	5 ft	41	SF	$120	**$4,860**
45175	122.7 to 123.7 feet	**Vertical Change**	-.52	5 ft	5	REF		
13827	141.3 to 145.1 feet	Cross Slope (PAR)	2.0-3.0%	5 ft	19	SF	$120	**$2,280**
43079	143.4 to 144.4 feet	**Vertical Change**	-.64	5 ft	5	REF		
13828	149.3 to 150.9 feet	Cross Slope (PAR)	2.0-3.0%	5 ft	8	SF	$120	**$960**
42849	152.9 to 153.9 feet	**Vertical Change**	-.66	5 ft	5	SF	$75	**$375**
13829	159.4 to 162.9 feet	Cross Slope (PAR)	2.0-3.0%	5 ft	18	SF	$120	**$2,100**
42732	162.1 to 163.1 feet	**Vertical Change**	-.67	5 ft	5	REF		

Funding Source: TBD **Year to be Completed** TBD

Street Side	Run ID	Survey Street Name	Starting Street Name	End Street Name	Priority
W	1908231024	COTTONWOOD DR	WILLOW CT	ALMOND CT	28

ID	Dist. from Corner	Barrier Type	As-is Measurement/Notes	Sidewalk Width	Qty	Unit	Cost	Total
42959	180.9 to 181.9 feet	Vertical Change	-.65	5 ft	5	SF	$75	**$375**
42850	189.8 to 190.8 feet	Vertical Change	-.66	5 ft	5	SF	$75	**$375**
43511	199.9 to 200.9 feet	Vertical Change	-.61	5 ft	5	SF	$75	**$375**
13830	203.0 to 213.1 feet	Cross Slope (PAR)	2.0-3.0%	5 ft	51	SF	$120	**$6,060**

TOTAL COST FOR: W *side of* **COTTONWOOD DR** *Starting at:* **WILLOW CT** **$51,375.00**

Funding Source: TBD **Year to be Completed** TBD

Street Side	Run ID	Survey Street Name	Starting Street Name	End Street Name	Priority
N	1908230848	CYPRESS LN	GILL WAY	HOLIDAY WAY	81

ID	Dist. from Corner	Barrier Type	As-is Measurement/Notes	Sidewalk Width	Qty	Unit	Cost	Total
43939	11.2 to 12.2 feet	Vertical Change	-.58	5 ft	5	SF	$75	$338
11421	13.6 to 60.1 feet	Cross Slope (PAR)	2.0-3.0%	5 ft	209	SF	$120	$25,110
11425	60.1 to 75.6 feet	Cross Slope (PAR)	4.0-5.0%	5 ft	70	SF	$120	$8,370
53240	66.4 to 67.4 feet	Vertical Change	-.27	5 ft	5	REF		
11429	75.6 to 83.7 feet	Cross Slope (PAR)	2.0-3.0%	5 ft	36	SF	$120	$4,374
58524	78.8 to 101.3 feet	Driveway				REF		
11431	83.7 to 84.8 feet	Cross Slope (Driveway)	4.0-5.0%	5 ft	5	SF	$40	$198
11432	86.7 to 99.4 feet	Cross Slope (Driveway)	7.0-8.0%	5 ft	57	SF	$40	$2,286
50156	92.3 to 93.3 feet	Vertical Change	-.33	5 ft	5	REF		
11434	101.2 to 102.3 feet	Cross Slope (Driveway)	3.0-4.0%	5 ft	5	SF	$40	$198
11435	102.3 to 146.2 feet	Cross Slope (PAR)	2.0-3.0%	5 ft	198	SF	$120	$23,706
46479	104.9 to 105.9 feet	Vertical Change	-.46	5 ft	5	REF		
50551	121.0 to 122.0 feet	Vertical Change	-.32	5 ft	5	REF		
52751	137.1 to 138.1 feet	Vertical Change	-.28	5 ft	5	REF		
11440	159.0 to 179.3 feet	Cross Slope (PAR)	2.0-3.0%	5 ft	91	SF	$120	$10,962
11443	179.3 to 185.8 feet	Cross Slope (PAR)	4.0-5.0%	5 ft	29	SF	$120	$3,510
56993	185.3 to 186.3 feet	Vertical Change	.59	5 ft	5	REF		
11445	185.8 to 200.8 feet	Cross Slope (PAR)	6.0-7.0%	5 ft	68	SF	$120	$8,100
11448	200.8 to 203.2 feet	Cross Slope (PAR)	5.0-6.0%	5 ft	11	SF	$120	$1,296

TOTAL COST FOR: N *side of* **CYPRESS LN** *Starting at:* **GILL WAY** **$88,447.50**

Funding Source: TBD **Year to be Completed** TBD

Street Side	Run ID	Survey Street Name	Starting Street Name	End Street Name	Priority
N	1908230859	CYPRESS LN	HOLIDAY WAY	OLEANDER DR	86

ID	Dist. from Corner	Barrier Type	As-is Measurement/Notes	Sidewalk Width	Qty	Unit	Cost	Total
11523	0.0 to 21.1 feet	Cross Slope (PAR)	2.0-3.0%	5 ft	95	SF	$120	**$11,394**
56926	2.0 to 3.0 feet	**Vertical Change**	.52	5 ft	5	REF		
49830	9.6 to 10.6 feet	**Vertical Change**	-.34	5 ft	5	REF		
11526	21.1 to 67.1 feet	Cross Slope (PAR)	4.0-5.0%	5 ft	207	SF	$120	**$24,840**
54092	38.7 to 39.7 feet	**Vertical Change**	-.25	5 ft	5	REF		
58538	59.2 to 93.7 feet	Driveway				REF		
42243	64.2 to 65.2 feet	**Vertical Change**	-.72	5 ft	5	REF		
11534	70.1 to 73.4 feet	**Cross Slope (Driveway)**	10.0-11.0%	5 ft	15	SF	$40	**$594**
11536	73.4 to 83.3 feet	**Cross Slope (Driveway)**	12.0-13.0%	5 ft	45	SF	$40	**$1,782**
11540	83.3 to 89.9 feet	**Cross Slope (Driveway)**	14.0-15.0%	5 ft	30	SF	$40	**$1,188**
44302	97.2 to 98.2 feet	**Vertical Change**	-.56	5 ft	5	SF	$75	**$338**
11543	101.3 to 145.7 feet	Cross Slope (PAR)	2.0-3.0%	5 ft	200	SF	$120	**$23,976**
46025	112.2 to 113.2 feet	**Vertical Change**	-.48	5 ft	5	REF		
45113	138.9 to 139.9 feet	**Vertical Change**	-.52	5 ft	5	REF		
11549	145.7 to 220.0 feet	Cross Slope (PAR)	4.0-5.0%	5 ft	334	SF	$120	**$40,122**
45607	154.0 to 155.0 feet	**Vertical Change**	-.5	5 ft	5	REF		
43469	169.1 to 170.1 feet	**Vertical Change**	-.61	5 ft	5	REF		
43303	181.2 to 182.2 feet	**Vertical Change**	-.62	5 ft	5	REF		
47650	196.2 to 197.2 feet	**Vertical Change**	-.41	5 ft	5	REF		
43775	210.6 to 211.6 feet	**Vertical Change**	-.59	5 ft	5	REF		
11558	220.0 to 241.1 feet	Cross Slope (PAR)	2.0-3.0%	5 ft	95	SF	$120	**$11,394**
46026	225.1 to 226.1 feet	**Vertical Change**	-.48	5 ft	5	REF		
41951	242.1 to 243.1 feet	**Vertical Change**	-.79	5 ft	5	SF	$75	**$338**
11559	249.5 to 252.9 feet	Cross Slope (PAR)	2.0-3.0%	5 ft	15	SF	$120	**$1,836**
11560	264.2 to 275.1 feet	Cross Slope (PAR)	2.0-3.0%	5 ft	49	SF	$120	**$5,886**
11561	279.9 to 288.7 feet	Cross Slope (PAR)	2.0-3.0%	5 ft	40	SF	$120	**$4,752**
41842	286.0 to 287.0 feet	**Vertical Change**	-.82	5 ft	5	REF		
48336	295.0 to 296.0 feet	**Vertical Change**	-.39	5 ft	5	LF	$75	**$338**

Funding Source: TBD **Year to be Completed** TBD

Street Side	Run ID	Survey Street Name	Starting Street Name	End Street Name	Priority
N	1908230859	CYPRESS LN	HOLIDAY WAY	OLEANDER DR	86

ID	Dist. from Corner	Barrier Type	As-is Measurement/Notes	Sidewalk Width	Qty	Unit	Cost	Total
11562	297.3 to 299.5 feet	Cross Slope (PAR)	2.0-3.0%	5 ft	10	SF	$120	**$1,188**
11563	304.1 to 351.0 feet	Cross Slope (PAR)	2.0-3.0%	5 ft	211	SF	$120	**$25,326**
46244	310.4 to 311.4 feet	**Vertical Change**	-.47	5 ft	5	REF		
11565	351.0 to 360.8 feet	Cross Slope (PAR)	4.0-5.0%	5 ft	44	SF	$120	**$5,292**
11567	360.8 to 380.5 feet	Cross Slope (PAR)	2.0-3.0%	5 ft	89	SF	$120	**$10,638**
46480	364.9 to 365.9 feet	**Vertical Change**	-.46	5 ft	5	REF		
48899	370.3 to 374.1 feet	**Vertical Change**	-.37	5 ft	17	REF		
41583	379.7 to 380.7 feet	**Vertical Change**	-1	5 ft	5	REF		
50942	382.1 to 385.5 feet	**Vertical Change**	-.31	5 ft	15	LF	$75	**$1,148**
11570	389.1 to 392.5 feet	Cross Slope (PAR)	2.0-3.0%	5 ft	15	SF	$120	**$1,836**
53243	399.0 to 400.0 feet	**Vertical Change**	-.27	5 ft	5	LF	$75	**$338**
11571	461.8 to 469.7 feet	Cross Slope (PAR)	2.0-3.0%	5 ft	36	SF	$120	**$4,266**
49831	469.2 to 470.2 feet	**Vertical Change**	-.34	5 ft	5	REF		

TOTAL COST FOR: N *side of* **CYPRESS LN** *Starting at:* **HOLIDAY WAY** **$178,807.50**

Funding Source: TBD **Year to be Completed** TBD

Street Side	Run ID	Survey Street Name	Starting Street Name	End Street Name	Priority
S	1908230901	CYPRESS LN	OLEANDER DR	THOMAS CHIDLAW DR	102.25

ID	Dist. from Corner	Barrier Type	As-is Measurement/Notes	Sidewalk Width	Qty	Unit	Cost	Total
46245	0.3 to 1.3 feet	Vertical Change	-.47	5 ft	5	LF	$75	$375
11572	1.9 to 22.3 feet	Cross Slope (PAR)	2.0-3.0%	5 ft	102	SF	$120	$12,240
47405	26.9 to 27.9 feet	Vertical Change	-.42	5 ft	5	LF	$75	$375
11575	31.3 to 43.4 feet	Cross Slope (PAR)	2.0-3.0%	5 ft	61	SF	$120	$7,260
48900	36.5 to 37.5 feet	Vertical Change	-.37	5 ft	5	REF		
11577	45.7 to 53.3 feet	Cross Slope (PAR)	2.0-3.0%	5 ft	38	SF	$120	$4,560
53244	45.9 to 46.9 feet	Vertical Change	-.27	5 ft	5	REF		
11578	55.5 to 58.8 feet	Cross Slope (PAR)	2.0-3.0%	5 ft	17	SF	$120	$1,980
49832	74.5 to 75.5 feet	Vertical Change	-.34	5 ft	5	LF	$75	$375
58539	82.0 to 103.1 feet	Driveway				REF		
52752	83.9 to 84.9 feet	Vertical Change	-.28	5 ft	5	REF		
52282	88.9 to 89.9 feet	Vertical Change	-.29	5 ft	5	REF		
11579	92.5 to 101.8 feet	Cross Slope (Driveway)	8.0-9.0%	5 ft	47	SF	$40	$1,860
48605	104.5 to 108.2 feet	Vertical Change	-.38	5 ft	19	LF	$75	$1,388
11581	105.7 to 120.3 feet	Cross Slope (PAR)	3.0-4.0%	5 ft	73	SF	$120	$8,760
48901	111.1 to 112.6 feet	Vertical Change	-.37	5 ft	8	REF		
58540	113.6 to 139.5 feet	Driveway				REF		
48337	120.0 to 121.0 feet	Vertical Change	-.39	5 ft	5	REF		
11583	123.9 to 138.1 feet	Cross Slope (Driveway)	10.0-11.0%	5 ft	71	SF	$40	$2,840
44514	130.3 to 131.3 feet	Vertical Change	-.55	5 ft	5	REF		
41753	140.2 to 141.2 feet	Vertical Change	-.87	5 ft	5	REF		
11585	141.4 to 144.7 feet	Cross Slope (PAR)	3.0-4.0%	5 ft	16	SF	$120	$1,980
11586	144.7 to 192.0 feet	Cross Slope (PAR)	2.0-3.0%	5 ft	237	SF	$120	$28,380
53245	151.9 to 152.9 feet	Vertical Change	-.27	5 ft	5	REF		
41952	165.6 to 166.6 feet	Vertical Change	-.79	5 ft	5	REF		
41953	180.1 to 181.1 feet	Vertical Change	-.79	5 ft	5	REF		
46926	192.1 to 193.1 feet	Vertical Change	-.44	5 ft	5	LF	$75	$375
58541	194.9 to 221.3 feet	Driveway				REF		

Funding Source: TBD **Year to be Completed** TBD

Street Side	Run ID	Survey Street Name	Starting Street Name	End Street Name	Priority
S	1908230901	CYPRESS LN	OLEANDER DR	THOMAS CHIDLAW DR	102.25

ID	Dist. from Corner	Barrier Type	As-is Measurement/Notes	Sidewalk Width	Qty	Unit	Cost	Total
47651	200.9 to 201.9 feet	Vertical Change	-.41	5 ft	5	REF		
11590	204.7 to 219.9 feet	Cross Slope (Driveway)	7.0-8.0%	5 ft	76	SF	$40	**$3,040**
43940	210.1 to 211.1 feet	Vertical Change	-.58	5 ft	5	REF		
40361	218.1 to 219.2 feet	Running Slope	5.0-6.0%	5 ft	6	REF		
48051	221.3 to 222.3 feet	Vertical Change	-.4	5 ft	5	REF		
11592	221.3 to 222.4 feet	Cross Slope (Driveway)	3.0-4.0%	5 ft	6	SF	$40	**$220**
11593	223.0 to 271.2 feet	Cross Slope (PAR)	2.0-3.0%	5 ft	241	SF	$120	**$28,920**
46481	230.7 to 231.7 feet	Vertical Change	-.46	5 ft	5	REF		
42407	243.3 to 244.3 feet	Vertical Change	-.7	5 ft	5	REF		
58542	264.6 to 290.0 feet	Driveway				REF		
11601	274.6 to 288.5 feet	Cross Slope (Driveway)	8.0-9.0%	5 ft	69	SF	$40	**$2,780**
53774	281.2 to 282.2 feet	Vertical Change	-.26	5 ft	5	REF		
40362	287.4 to 289.6 feet	Running Slope	5.0-6.0%	5 ft	11	REF		
11604	293.6 to 312.7 feet	Cross Slope (PAR)	2.0-3.0%	5 ft	95	SF	$120	**$11,460**
46028	301.1 to 302.1 feet	Vertical Change	-.48	5 ft	5	REF		
46482	310.9 to 311.9 feet	Vertical Change	-.46	5 ft	5	REF		
11606	312.7 to 326.8 feet	Cross Slope (PAR)	4.0-5.0%	5 ft	71	SF	$120	**$8,460**

TOTAL COST FOR: S *side of* **CYPRESS LN** *Starting at:* **OLEANDER DR** **$127,627.50**

Funding Source: TBD **Year to be Completed** TBD

Street Side	Run ID	Survey Street Name	Starting Street Name	End Street Name	Priority
S	1908230838	CYPRESS LN	THOMAS CHIDLAW DR	GILL WAY	108.25

ID	Dist. from Corner	Barrier Type	As-is Measurement/Notes	Sidewalk Width	Qty	Unit	Cost	Total
11284	5.3 to 42.8 feet	Cross Slope (PAR)	2.0-3.0%	5 ft	188	SF	$120	**$22,500**
46924	7.4 to 8.4 feet	Vertical Change	-.44	5 ft	5	REF		
57287	60.4 to 61.4 feet	Vertical Change	.8	5 ft	5	SF	$75	**$375**
11287	145.6 to 151.8 feet	Cross Slope (PAR)	2.0-3.0%	5 ft	31	SF	$120	**$3,720**
58511	146.5 to 172.4 feet	Driveway				REF		
50546	151.9 to 152.9 feet	Vertical Change	-.32	5 ft	5	REF		
11288	155.3 to 166.6 feet	Cross Slope (Driveway)	10.0-11.0%	5 ft	56	SF	$40	**$2,260**
11290	166.6 to 168.7 feet	Cross Slope (Driveway)	8.0-9.0%	5 ft	11	SF	$40	**$420**
44930	170.7 to 171.7 feet	Vertical Change	-.53	5 ft	5	REF		
46477	187.1 to 188.1 feet	Vertical Change	-.46	5 ft	5	LF	$75	**$375**
58512	187.3 to 213.4 feet	Driveway				REF		
11291	193.8 to 194.8 feet	Cross Slope (Driveway)	5.0-6.0%	5 ft	5	SF	$40	**$200**
11292	194.8 to 210.9 feet	Cross Slope (Driveway)	6.0-7.0%	5 ft	81	SF	$40	**$3,220**
11295	210.9 to 211.9 feet	Cross Slope (Driveway)	5.0-6.0%	5 ft	5	SF	$40	**$200**
54090	212.7 to 213.7 feet	Vertical Change	-.25	5 ft	5	REF		
11296	213.7 to 232.5 feet	Cross Slope (PAR)	2.0-3.0%	5 ft	94	SF	$120	**$11,280**
58513	227.0 to 251.3 feet	Driveway				REF		
56911	232.6 to 233.6 feet	Vertical Change	.5	5 ft	5	REF		
11298	236.3 to 248.8 feet	Cross Slope (Driveway)	10.0-11.0%	5 ft	63	SF	$40	**$2,500**
40352	248.6 to 249.8 feet	Running Slope	5.0-6.0%	5 ft	6	REF		
11301	252.7 to 261.1 feet	Cross Slope (PAR)	2.0-3.0%	5 ft	42	SF	$120	**$5,040**
58514	256.6 to 279.9 feet	Driveway				REF		
56946	261.3 to 262.3 feet	Vertical Change	.54	5 ft	5	REF		
11302	264.3 to 278.4 feet	Cross Slope (Driveway)	8.0-9.0%	5 ft	70	SF	$40	**$2,820**
52277	280.4 to 281.4 feet	Vertical Change	-.29	5 ft	5	REF		
11306	302.7 to 317.3 feet	Cross Slope (PAR)	2.0-3.0%	5 ft	73	SF	$120	**$8,760**
47402	303.8 to 304.8 feet	Vertical Change	-.42	5 ft	5	REF		
11307	320.2 to 324.8 feet	Cross Slope (PAR)	2.0-3.0%	5 ft	23	SF	$120	**$2,760**
52746	321.6 to 322.6 feet	Vertical Change	-.28	5 ft	5	REF		

Funding Source: TBD **Year to be Completed** TBD

Street Side	Run ID	Survey Street Name	Starting Street Name	End Street Name	Priority
S	1908230838	CYPRESS LN	THOMAS CHIDLAW DR	GILL WAY	108.25

ID	Dist. from Corner	Barrier Type	As-is Measurement/Notes	Sidewalk Width	Qty	Unit	Cost	Total
52747	326.3 to 327.3 feet	Vertical Change	-.28	5 ft	5	LF	$75	**$375**
11308	327.9 to 331.0 feet	Cross Slope (PAR)	2.0-3.0%	5 ft	16	SF	$120	**$1,860**

TOTAL COST FOR: S *side of* **CYPRESS LN** *Starting at:* **THOMAS CHIDLAW DR** **$68,665.00**

Funding Source: TBD **Year to be Completed** TBD

Street Side	Run ID	Survey Street Name	Starting Street Name	End Street Name	Priority
W	1908220937	DANNIELLE ST	CALAVERAS ST	ROSEHILL DR	86

ID	Dist. from Corner	Barrier Type	As-is Measurement/Notes	Sidewalk Width	Qty	Unit	Cost	Total
5914	0.9 to 25.8 feet	Cross Slope (PAR)	2.0-3.0%	5 ft	125	SF	$120	**$14,940**
50016	4.7 to 5.7 feet	Vertical Change	-.33	5 ft	5	REF		
53991	11.9 to 12.9 feet	Vertical Change	-.25	5 ft	5	REF		
54136	15.7 to 16.7 feet	Vertical Change	.25	5 ft	5	REF		
51665	21.2 to 22.2 feet	Vertical Change	-.3	5 ft	5	REF		
58044	22.3 to 45.7 feet	Driveway				REF		
44235	25.8 to 26.8 feet	Vertical Change	-.56	5 ft	5	REF		
5919	29.3 to 43.5 feet	Cross Slope (Driveway)	10.0-11.0%	5 ft	71	SF	$40	**$2,840**
53595	36.1 to 37.1 feet	Vertical Change	-.26	5 ft	5	REF		
51666	45.9 to 46.9 feet	Vertical Change	-.3	5 ft	5	REF		
5923	50.2 to 82.0 feet	Cross Slope (PAR)	2.0-3.0%	5 ft	159	SF	$120	**$19,080**
49683	56.4 to 57.4 feet	Vertical Change	-.34	5 ft	5	REF		
43396	61.6 to 62.6 feet	Vertical Change	-.61	5 ft	5	REF		
48485	66.1 to 67.1 feet	Vertical Change	-.38	5 ft	5	REF		
47067	76.9 to 77.9 feet	Vertical Change	-.43	5 ft	5	REF		
50375	82.2 to 83.2 feet	Vertical Change	-.32	5 ft	5	LF	$75	**$375**
5927	87.2 to 135.1 feet	Cross Slope (PAR)	2.0-3.0%	5 ft	240	SF	$120	**$28,740**
46383	87.4 to 88.4 feet	Vertical Change	-.46	5 ft	5	REF		
46384	93.1 to 94.1 feet	Vertical Change	-.46	5 ft	5	REF		
46841	99.7 to 100.7 feet	Vertical Change	-.44	5 ft	5	REF		
49360	105.4 to 106.4 feet	Vertical Change	-.35	5 ft	5	REF		
48768	111.4 to 112.4 feet	Vertical Change	-.37	5 ft	5	REF		
49684	117.4 to 118.4 feet	Vertical Change	-.34	5 ft	5	REF		
52549	122.9 to 123.9 feet	Vertical Change	-.28	5 ft	5	REF		
48769	128.5 to 129.5 feet	Vertical Change	-.37	5 ft	5	REF		
58045	129.7 to 156.2 feet	Driveway				REF		
44862	134.8 to 135.8 feet	Vertical Change	-.53	5 ft	5	REF		
5929	138.2 to 146.8 feet	Cross Slope (Driveway)	9.0-10.0%	5 ft	43	SF	$40	**$1,720**

Funding Source: TBD **Year to be Completed** TBD

Street Side	Run ID	Survey Street Name	Starting Street Name	End Street Name	Priority
W	1908220937	DANNIELLE ST	CALAVERAS ST	ROSEHILL DR	86

ID	Dist. from Corner	Barrier Type	As-is Measurement/Notes	Sidewalk Width	Qty	Unit	Cost	Total
47297	144.7 to 145.7 feet	Vertical Change	-.42	5 ft	5	REF		
5931	146.8 to 153.4 feet	Cross Slope (Driveway)	11.0-12.0%	5 ft	33	SF	$40	**$1,320**
46604	155.8 to 156.8 feet	Vertical Change	-.45	5 ft	5	REF		
5932	157.6 to 166.9 feet	Cross Slope (PAR)	2.0-3.0%	5 ft	47	SF	$120	**$5,580**
58046	161.1 to 187.3 feet	Driveway				REF		
5936	170.6 to 185.4 feet	Cross Slope (Driveway)	10.0-11.0%	5 ft	74	SF	$40	**$2,960**
46605	178.2 to 179.2 feet	Vertical Change	-.45	5 ft	5	REF		
5938	188.4 to 195.5 feet	Cross Slope (PAR)	3.0-4.0%	5 ft	36	SF	$120	**$4,260**
49064	188.7 to 189.7 feet	Vertical Change	-.36	5 ft	5	REF		
49361	194.0 to 195.0 feet	Vertical Change	-.35	5 ft	5	REF		
5939	195.5 to 226.3 feet	Cross Slope (PAR)	2.0-3.0%	5 ft	154	SF	$120	**$18,480**
49685	199.5 to 200.5 feet	Vertical Change	-.34	5 ft	5	REF		
41895	205.0 to 206.0 feet	Vertical Change	-.8	5 ft	5	REF		
48486	210.4 to 211.4 feet	Vertical Change	-.38	5 ft	5	REF		
47068	215.7 to 216.7 feet	Vertical Change	-.43	5 ft	5	REF		
58047	221.3 to 247.0 feet	Driveway				REF		
5944	229.5 to 243.5 feet	Cross Slope (Driveway)	8.0-9.0%	5 ft	70	SF	$40	**$2,800**
42996	246.7 to 247.7 feet	Vertical Change	-.64	5 ft	5	REF		
5946	247.7 to 292.8 feet	Cross Slope (PAR)	2.0-3.0%	5 ft	226	SF	$120	**$27,060**
45937	266.1 to 267.1 feet	Vertical Change	-.48	5 ft	5	REF		
43716	271.5 to 272.5 feet	Vertical Change	-.59	5 ft	5	REF		
47069	287.3 to 288.3 feet	Vertical Change	-.43	5 ft	5	REF		
58048	287.3 to 323.3 feet	Driveway				REF		
49362	292.4 to 293.4 feet	Vertical Change	-.35	5 ft	5	REF		
5952	295.9 to 319.2 feet	Cross Slope (Driveway)	10.0-11.0%	5 ft	117	SF	$40	**$4,660**
50017	304.0 to 305.0 feet	Vertical Change	-.33	5 ft	5	REF		
46842	314.6 to 315.6 feet	Vertical Change	-.44	5 ft	5	REF		
52100	323.3 to 324.3 feet	Vertical Change	-.29	5 ft	5	REF		

Funding Source: TBD **Year to be Completed** TBD

Street Side	Run ID	Survey Street Name	Starting Street Name	End Street Name	Priority
W	1908220937	DANNIELLE ST	CALAVERAS ST	ROSEHILL DR	86

ID	Dist. from Corner	Barrier Type	As-is Measurement/Notes	Sidewalk Width	Qty	Unit	Cost	Total
5956	323.8 to 325.1 feet	Cross Slope (PAR)	3.0-4.0%	5 ft	7	SF	$120	**$780**
5957	325.1 to 350.2 feet	Cross Slope (PAR)	2.0-3.0%	5 ft	125	SF	$120	**$15,060**
49686	328.4 to 329.4 feet	**Vertical Change**	-.34	5 ft	5	REF		
47298	343.4 to 344.4 feet	**Vertical Change**	-.42	5 ft	5	REF		
48203	347.3 to 348.3 feet	**Vertical Change**	-.39	5 ft	5	REF		

TOTAL COST FOR: W *side of* **DANNIELLE ST** *Starting at:* **CALAVERAS ST** **$150,655.00**

Funding Source: TBD **Year to be Completed** TBD

Street Side	Run ID	Survey Street Name	Starting Street Name	End Street Name	Priority
E	1908220935	DANNIELLE ST	ROSEHILL DR	CALAVERAS ST	94.75

ID	Dist. from Corner	Barrier Type	As-is Measurement/Notes	Sidewalk Width	Qty	Unit	Cost	Total
5863	0.0 to 7.3 feet	Cross Slope (PAR)	2.0-3.0%	5 ft	37	SF	$120	**$4,380**
44431	6.6 to 7.6 feet	**Vertical Change**	-.55	5 ft	5	REF		
5865	7.3 to 26.8 feet	Cross Slope (PAR)	4.0-5.0%	5 ft	98	SF	$120	**$11,700**
52098	12.7 to 13.7 feet	**Vertical Change**	-.29	5 ft	5	REF		
42770	19.0 to 20.0 feet	**Vertical Change**	-.66	5 ft	5	REF		
46153	23.8 to 24.8 feet	**Vertical Change**	-.47	5 ft	5	REF		
5870	26.8 to 47.3 feet	Cross Slope (PAR)	2.0-3.0%	5 ft	103	SF	$120	**$12,300**
44234	28.7 to 29.7 feet	**Vertical Change**	-.56	5 ft	5	REF		
47295	33.6 to 34.6 feet	**Vertical Change**	-.42	5 ft	5	REF		
53058	38.5 to 39.5 feet	**Vertical Change**	-.27	5 ft	5	REF		
48766	42.1 to 43.1 feet	**Vertical Change**	-.37	5 ft	5	REF		
49678	45.8 to 49.1 feet	**Vertical Change**	-.34	5 ft	17	REF		
5874	47.3 to 54.2 feet	Cross Slope (PAR)	4.0-5.0%	5 ft	35	SF	$120	**$4,140**
51663	53.0 to 54.0 feet	**Vertical Change**	-.3	5 ft	5	REF		
5876	54.2 to 62.3 feet	Cross Slope (PAR)	2.0-3.0%	5 ft	41	SF	$120	**$4,860**
58039	61.8 to 87.7 feet	Driveway				REF		
5878	62.3 to 68.5 feet	**Cross Slope (Driveway)**	4.0-5.0%	5 ft	31	SF	$40	**$1,240**
47954	62.6 to 63.6 feet	**Vertical Change**	-.4	5 ft	5	REF		
45936	67.5 to 68.5 feet	**Vertical Change**	-.48	5 ft	5	REF		
5879	69.4 to 71.5 feet	**Cross Slope (Driveway)**	6.0-7.0%	5 ft	10	SF	$40	**$420**
5881	71.5 to 84.8 feet	**Cross Slope (Driveway)**	8.0-9.0%	5 ft	67	SF	$40	**$2,660**
44432	77.2 to 78.2 feet	**Vertical Change**	-.55	5 ft	5	REF		
42892	87.2 to 88.2 feet	**Vertical Change**	-.65	5 ft	5	REF		
5883	88.1 to 113.5 feet	**Cross Slope (Driveway)**	3.0-4.0%	5 ft	127	SF	$40	**$5,080**
45731	96.7 to 97.7 feet	**Vertical Change**	-.49	5 ft	5	REF		
48202	101.4 to 102.4 feet	**Vertical Change**	-.39	5 ft	5	REF		
58040	108.8 to 129.9 feet	Driveway				REF		
47955	111.0 to 112.0 feet	**Vertical Change**	-.4	5 ft	5	REF		

Funding Source: TBD **Year to be Completed** TBD

Street Side	Run ID	Survey Street Name	Starting Street Name	End Street Name	Priority
E	1908220935	DANNIELLE ST	ROSEHILL DR	CALAVERAS ST	94.75

ID	Dist. from Corner	Barrier Type	As-is Measurement/Notes	Sidewalk Width	Qty	Unit	Cost	Total
5884	117.3 to 127.1 feet	Cross Slope (Driveway)	12.0-13.0%	5 ft	49	SF	$40	**$1,960**
49679	121.5 to 122.5 feet	Vertical Change	-.34	5 ft	5	REF		
40203	126.2 to 127.9 feet	Running Slope	6.0-7.0%	5 ft	9	REF		
50757	129.5 to 130.5 feet	Vertical Change	-.31	5 ft	5	REF		
5886	130.8 to 163.8 feet	Cross Slope (PAR)	3.0-4.0%	5 ft	165	SF	$120	**$19,800**
47296	134.2 to 135.2 feet	Vertical Change	-.42	5 ft	5	REF		
52099	138.6 to 139.6 feet	Vertical Change	-.29	5 ft	5	REF		
53594	148.0 to 149.0 feet	Vertical Change	-.26	5 ft	5	REF		
47065	152.6 to 153.6 feet	Vertical Change	-.43	5 ft	5	REF		
49063	157.2 to 158.2 feet	Vertical Change	-.36	5 ft	5	REF		
58041	159.0 to 185.2 feet	Driveway				REF		
5889	167.1 to 182.8 feet	Cross Slope (Driveway)	10.0-11.0%	5 ft	79	SF	$40	**$3,140**
53059	174.1 to 175.1 feet	Vertical Change	-.27	5 ft	5	REF		
5894	185.7 to 231.8 feet	Cross Slope (PAR)	4.0-5.0%	5 ft	231	SF	$120	**$27,660**
52548	194.2 to 195.2 feet	Vertical Change	-.28	5 ft	5	REF		
49680	213.2 to 214.2 feet	Vertical Change	-.34	5 ft	5	REF		
47546	222.4 to 223.4 feet	Vertical Change	-.41	5 ft	5	REF		
49681	227.1 to 228.1 feet	Vertical Change	-.34	5 ft	5	REF		
50014	231.8 to 232.8 feet	Vertical Change	-.33	5 ft	5	REF		
5898	231.8 to 255.9 feet	Cross Slope (PAR)	2.0-3.0%	5 ft	121	SF	$120	**$14,460**
48767	236.7 to 237.7 feet	Vertical Change	-.37	5 ft	5	REF		
51664	242.3 to 243.3 feet	Vertical Change	-.3	5 ft	5	REF		
43715	247.8 to 248.8 feet	Vertical Change	-.59	5 ft	5	REF		
58042	249.3 to 276.7 feet	Driveway				REF		
47066	253.4 to 254.4 feet	Vertical Change	-.43	5 ft	5	REF		
5902	259.3 to 273.9 feet	Cross Slope (Driveway)	11.0-12.0%	5 ft	73	SF	$40	**$2,920**
45732	266.1 to 267.1 feet	Vertical Change	-.49	5 ft	5	REF		
40204	274.0 to 275.2 feet	Running Slope	6.0-7.0%	5 ft	6	REF		

Funding Source: TBD **Year to be Completed** TBD

Street Side	Run ID	Survey Street Name	Starting Street Name	End Street Name	Priority
E	1908220935	DANNIELLE ST	ROSEHILL DR	CALAVERAS ST	94.75

ID	Dist. from Corner	Barrier Type	As-is Measurement/Notes	Sidewalk Width	Qty	Unit	Cost	Total
5903	277.5 to 318.9 feet	Cross Slope (PAR)	4.0-5.0%	5 ft	207	SF	$120	**$24,840**
43394	280.2 to 281.2 feet	**Vertical Change**	-.61	5 ft	5	REF		
47956	285.5 to 286.5 feet	**Vertical Change**	-.4	5 ft	5	REF		
43395	290.7 to 291.7 feet	**Vertical Change**	-.61	5 ft	5	REF		
50015	296.1 to 297.1 feet	**Vertical Change**	-.33	5 ft	5	REF		
43118	301.5 to 302.5 feet	**Vertical Change**	-.63	5 ft	5	REF		
42674	311.9 to 312.9 feet	**Vertical Change**	-.67	5 ft	5	REF		
58043	313.3 to 340.8 feet	Driveway				REF		
50374	317.8 to 318.8 feet	**Vertical Change**	-.32	5 ft	5	REF		
5906	322.9 to 338.4 feet	**Cross Slope (Driveway)**	13.014	5 ft	78	SF	$40	**$3,100**
43249	330.1 to 331.1 feet	**Vertical Change**	-.62	5 ft	5	REF		
40205	336.8 to 338.7 feet	Running Slope	6.0-7.0%	5 ft	10	REF		
5909	342.2 to 360.9 feet	Cross Slope (PAR)	3.0-4.0%	5 ft	94	SF	$120	**$11,220**
41820	343.5 to 344.5 feet	**Vertical Change**	-.83	5 ft	5	REF		
49682	348.9 to 349.9 feet	**Vertical Change**	-.34	5 ft	5	REF		
42893	353.9 to 354.9 feet	**Vertical Change**	-.65	5 ft	5	REF		
5912	360.9 to 366.2 feet	Cross Slope (PAR)	2.0-3.0%	5 ft	27	SF	$120	**$3,180**
57399	364.2 to 365.2 feet	**Vertical Change**	1.12	5 ft	5	REF		

TOTAL COST FOR: E *side of* **DANNIELLE ST** *Starting at:* **ROSEHILL DR** **$159,060.00**

Funding Source: TBD **Year to be Completed** TBD

Street Side	Run ID	Survey Street Name	Starting Street Name	End Street Name	Priority
W	1908221144	DEBORAH WAY	CANAL DR	CHARLENE DR	76

ID	Dist. from Corner	Barrier Type	As-is Measurement/Notes	Sidewalk Width	Qty	Unit	Cost	Total
7596	0.0 to 8.9 feet	Cross Slope (PAR)	2.0-3.0%	4 ft	36	SF	$120	**$4,272**
44677	9.8 to 10.8 feet	**Vertical Change**	-.54	4 ft	4	SF	$75	**$300**
43882	23.2 to 24.2 feet	**Vertical Change**	-.58	4 ft	4	SF	$75	**$300**
44055	38.2 to 39.2 feet	**Vertical Change**	-.57	4 ft	4	SF	$75	**$300**
7597	45.7 to 51.2 feet	Cross Slope (PAR)	2.0-3.0%	4 ft	22	SF	$120	**$2,640**
42481	53.0 to 54.0 feet	**Vertical Change**	-.69	4 ft	4	SF	$75	**$300**
44678	67.7 to 68.7 feet	**Vertical Change**	-.54	4 ft	4	SF	$75	**$300**
58211	78.3 to 98.2 feet	Driveway				REF		
7598	84.7 to 86.2 feet	**Cross Slope (Driveway)**	2.0-3.0%	4 ft	6	SF	$40	**$240**
43405	92.2 to 93.2 feet	**Vertical Change**	-.61	4 ft	4	REF		
7599	98.3 to 113.2 feet	**Cross Slope (Driveway)**	2.0-3.0%	4 ft	60	SF	$40	**$2,384**
41486	101.2 to 102.2 feet	**Vertical Change**	-1.11	4 ft	4	REF		
43259	111.5 to 112.5 feet	**Vertical Change**	-.62	4 ft	4	REF		
7600	117.3 to 122.4 feet	Cross Slope (PAR)	2.0-3.0%	4 ft	20	SF	$120	**$2,448**
44868	122.1 to 123.1 feet	**Vertical Change**	-.53	4 ft	4	REF		
7601	126.0 to 128.3 feet	Cross Slope (PAR)	2.0-3.0%	4 ft	9	SF	$120	**$1,104**
43260	135.0 to 136.0 feet	**Vertical Change**	-.62	4 ft	4	SF	$75	**$300**
7602	139.8 to 179.0 feet	Cross Slope (PAR)	2.0-3.0%	4 ft	157	SF	$120	**$18,816**
58212	144.8 to 168.0 feet	Driveway				REF		
55943	150.8 to 151.8 feet	**Vertical Change**	.3	4 ft	4	REF		
50790	150.9 to 151.9 feet	**Vertical Change**	-.31	4 ft	4	REF		
47086	175.8 to 176.8 feet	**Vertical Change**	-.43	4 ft	4	REF		
7608	190.8 to 192.0 feet	Cross Slope (PAR)	2.0-3.0%	4 ft	5	SF	$120	**$576**
48800	192.1 to 193.1 feet	**Vertical Change**	-.37	4 ft	4	LF	$75	**$300**
7609	196.6 to 204.1 feet	Cross Slope (PAR)	2.0-3.0%	4 ft	30	SF	$120	**$3,600**
58213	200.1 to 211.0 feet	Driveway				REF		
7611	204.1 to 242.5 feet	**Cross Slope (Driveway)**	4.0-5.0%	4 ft	154	SF	$40	**$6,144**
49088	207.6 to 208.6 feet	**Vertical Change**	-.36	4 ft	4	REF		
58214	217.4 to 233.9 feet	Driveway				REF		

Funding Source: TBD **Year to be Completed** TBD

Street Side	Run ID	Survey Street Name	Starting Street Name	End Street Name	Priority
W	1908221144	DEBORAH WAY	CANAL DR	CHARLENE DR	76

ID	Dist. from Corner	Barrier Type	As-is Measurement/Notes	Sidewalk Width	Qty	Unit	Cost	Total
47977	230.9 to 231.9 feet	Vertical Change	-.4	4 ft	4	REF		
7621	242.5 to 251.3 feet	Cross Slope (PAR)	2.0-3.0%	4 ft	35	SF	$120	$4,224
53624	249.2 to 250.2 feet	Vertical Change	-.26	4 ft	4	REF		
7622	256.2 to 312.3 feet	Cross Slope (PAR)	2.0-3.0%	4 ft	224	SF	$120	$26,928
52575	261.9 to 262.9 feet	Vertical Change	-.28	4 ft	4	REF		
43406	291.1 to 292.1 feet	Vertical Change	-.61	4 ft	4	REF		
44446	306.0 to 307.0 feet	Vertical Change	-.55	4 ft	4	REF		
7627	316.8 to 317.8 feet	Cross Slope (PAR)	2.0-3.0%	4 ft	4	SF	$120	$480
44243	320.9 to 321.9 feet	Vertical Change	-.56	4 ft	4	SF	$75	$300
7628	323.4 to 334.8 feet	Cross Slope (PAR)	2.0-3.0%	4 ft	46	SF	$120	$5,472
58215	331.0 to 350.9 feet	Driveway				REF		
44679	335.8 to 336.8 feet	Vertical Change	-.54	4 ft	4	REF		
44447	344.2 to 345.2 feet	Vertical Change	-.55	4 ft	4	REF		
44056	354.8 to 355.8 feet	Vertical Change	-.57	4 ft	4	SF	$75	$300
44448	364.6 to 365.6 feet	Vertical Change	-.55	4 ft	4	SF	$75	$300
45533	376.1 to 377.1 feet	Vertical Change	-.5	4 ft	4	SF	$75	$300
45045	388.1 to 389.1 feet	Vertical Change	-.52	4 ft	4	SF	$75	$300
58216	397.8 to 415.8 feet	Driveway				REF		
45960	402.4 to 403.4 feet	Vertical Change	-.48	4 ft	4	REF		
44244	411.2 to 412.2 feet	Vertical Change	-.56	4 ft	4	REF		
44245	420.2 to 421.2 feet	Vertical Change	-.56	4 ft	4	SF	$75	$300
7629	421.8 to 425.3 feet	Cross Slope (PAR)	2.0-3.0%	4 ft	14	SF	$120	$1,680
44680	431.5 to 432.5 feet	Vertical Change	-.54	4 ft	4	SF	$75	$300
45046	441.9 to 442.9 feet	Vertical Change	-.52	4 ft	4	SF	$75	$300
7630	455.8 to 457.0 feet	Cross Slope (PAR)	2.0-3.0%	4 ft	5	SF	$120	$576
53625	457.1 to 458.1 feet	Vertical Change	-.26	4 ft	4	LF	$75	$300
7631	462.7 to 464.2 feet	Cross Slope (PAR)	2.0-3.0%	4 ft	6	SF	$120	$720
49089	472.1 to 473.1 feet	Vertical Change	-.36	4 ft	4	LF	$75	$300

Funding Source: TBD **Year to be Completed** TBD

Street Side	Run ID	Survey Street Name	Starting Street Name	End Street Name	Priority
W	1908221144	DEBORAH WAY	CANAL DR	CHARLENE DR	76

ID	Dist. from Corner	Barrier Type	As-is Measurement/Notes	Sidewalk Width	Qty	Unit	Cost	Total
58217	482.6 to 498.3 feet	Driveway				REF		
48509	494.9 to 495.9 feet	Vertical Change	-.38	4 ft	4	REF		
46859	512.3 to 513.3 feet	Vertical Change	-.44	4 ft	4	LF	$75	$300
58218	516.5 to 533.6 feet	Driveway				REF		
48801	520.9 to 521.9 feet	Vertical Change	-.37	4 ft	4	REF		
43407	529.6 to 530.6 feet	Vertical Change	-.61	4 ft	4	REF		
7632	535.2 to 541.8 feet	Cross Slope (PAR)	2.0-3.0%	4 ft	26	SF	$120	$3,168
48510	537.5 to 538.5 feet	Vertical Change	-.38	4 ft	4	REF		
44449	549.5 to 550.5 feet	Vertical Change	-.55	4 ft	4	SF	$75	$300
7633	551.7 to 552.9 feet	Cross Slope (PAR)	2.0-3.0%	4 ft	5	SF	$120	$576
45250	561.6 to 562.6 feet	Vertical Change	-.51	4 ft	4	SF	$75	$300
42895	576.4 to 577.4 feet	Vertical Change	-.65	4 ft	4	SF	$75	$300
7634	578.0 to 586.3 feet	Cross Slope (PAR)	2.0-3.0%	4 ft	33	SF	$120	$3,984
58219	586.5 to 607.1 feet	Driveway				REF		
52576	602.0 to 603.0 feet	Vertical Change	-.28	4 ft	4	REF		
7635	628.3 to 639.0 feet	Cross Slope (PAR)	2.0-3.0%	4 ft	43	SF	$120	$5,136
50791	677.6 to 678.6 feet	Vertical Change	-.31	4 ft	4	LF	$75	$300
47978	692.4 to 693.4 feet	Vertical Change	-.4	4 ft	4	LF	$75	$300
58220	702.3 to 724.1 feet	Driveway				REF		
7638	710.1 to 727.1 feet	Cross Slope (Driveway)	2.0-3.0%	4 ft	68	SF	$40	$2,720
7639	738.4 to 745.1 feet	Cross Slope (PAR)	2.0-3.0%	4 ft	27	SF	$120	$3,216
44246	738.8 to 739.8 feet	Vertical Change	-.56	4 ft	4	REF		
7640	749.2 to 757.7 feet	Cross Slope (PAR)	2.0-3.0%	4 ft	34	SF	$120	$4,080
7641	764.4 to 799.3 feet	Cross Slope (PAR)	2.0-3.0%	4 ft	140	SF	$120	$16,752
45752	777.0 to 778.0 feet	Vertical Change	-.49	4 ft	4	REF		
51691	791.4 to 792.4 feet	Vertical Change	-.3	4 ft	4	REF		

TOTAL COST FOR: W *side of* **DEBORAH WAY** *Starting at:* **CANAL DR** **$128,836.00**

Funding Source: TBD **Year to be Completed** TBD

Street Side	Run ID	Survey Street Name	Starting Street Name	End Street Name	Priority
E	1908221147	DEBORAH WAY	CHARLENE DR	CANAL DR	76

ID	Dist. from Corner	Barrier Type	As-is Measurement/Notes	Sidewalk Width	Qty	Unit	Cost	Total
7644	0.0 to 2.3 feet	Cross Slope (PAR)	2.0-3.0%	4 ft	9	SF	$120	**$1,104**
50036	11.9 to 12.9 feet	**Vertical Change**	-.33	4 ft	4	LF	$75	**$300**
52122	77.4 to 78.4 feet	**Vertical Change**	-.29	4 ft	4	LF	$75	**$300**
58221	89.3 to 106.1 feet	Driveway				REF		
58222	178.8 to 210.0 feet	Driveway				REF		
7645	181.8 to 184.6 feet	**Cross Slope (Driveway)**	2.0-3.0%	4 ft	11	SF	$40	**$448**
43586	184.6 to 185.6 feet	**Vertical Change**	-.6	4 ft	4	REF		
47087	216.7 to 217.7 feet	**Vertical Change**	-.43	4 ft	4	LF	$75	**$300**
42482	227.8 to 228.8 feet	**Vertical Change**	-.69	4 ft	4	SF	$75	**$300**
42483	239.0 to 240.0 feet	**Vertical Change**	-.69	4 ft	4	SF	$75	**$300**
45753	253.7 to 254.7 feet	**Vertical Change**	-.49	4 ft	4	LF	$75	**$300**
58223	262.5 to 279.6 feet	Driveway				REF		
51692	300.3 to 301.3 feet	**Vertical Change**	-.3	4 ft	4	LF	$75	**$300**
45047	314.7 to 315.7 feet	**Vertical Change**	-.52	4 ft	4	SF	$75	**$300**
49090	329.2 to 330.2 feet	**Vertical Change**	-.36	4 ft	4	LF	$75	**$300**
58224	336.4 to 354.6 feet	Driveway				REF		
46623	343.2 to 344.2 feet	**Vertical Change**	-.45	4 ft	4	REF		
49708	359.1 to 360.1 feet	**Vertical Change**	-.34	4 ft	4	LF	$75	**$300**
58225	361.3 to 387.0 feet	Driveway				REF		
47088	365.2 to 366.2 feet	**Vertical Change**	-.43	4 ft	4	REF		
45251	378.0 to 379.0 feet	**Vertical Change**	-.51	4 ft	4	REF		
42049	391.9 to 392.9 feet	**Vertical Change**	-.76	4 ft	4	SF	$75	**$300**
44450	405.1 to 406.1 feet	**Vertical Change**	-.55	4 ft	4	SF	$75	**$300**
42484	415.9 to 416.9 feet	**Vertical Change**	-.69	4 ft	4	SF	$75	**$300**
7646	423.1 to 426.0 feet	Cross Slope (PAR)	2.0-3.0%	4 ft	12	SF	$120	**$1,392**
7647	436.7 to 438.3 feet	Cross Slope (PAR)	2.0-3.0%	4 ft	6	SF	$120	**$768**
58226	440.7 to 457.7 feet	Driveway				REF		
53626	444.9 to 445.9 feet	**Vertical Change**	-.26	4 ft	4	REF		
50404	453.8 to 454.8 feet	**Vertical Change**	-.32	4 ft	4	REF		

Funding Source: TBD **Year to be Completed** TBD

Street Side	Run ID	Survey Street Name	Starting Street Name	End Street Name	Priority
E	1908221147	DEBORAH WAY	CHARLENE DR	CANAL DR	76

ID	Dist. from Corner	Barrier Type	As-is Measurement/Notes	Sidewalk Width	Qty	Unit	Cost	Total
7648	460.6 to 465.4 feet	Cross Slope (PAR)	2.0-3.0%	4 ft	19	SF	$120	**$2,304**
52577	462.8 to 463.8 feet	**Vertical Change**	-.28	4 ft	4	REF		
52123	474.2 to 475.2 feet	**Vertical Change**	-.29	4 ft	4	LF	$75	**$300**
45048	484.9 to 485.9 feet	**Vertical Change**	-.52	4 ft	4	SF	$75	**$300**
46860	497.1 to 498.1 feet	**Vertical Change**	-.44	4 ft	4	LF	$75	**$300**
7649	509.2 to 515.6 feet	Cross Slope (PAR)	2.0-3.0%	4 ft	26	SF	$120	**$3,072**
45754	511.4 to 512.4 feet	**Vertical Change**	-.49	4 ft	4	REF		
48802	521.7 to 522.7 feet	**Vertical Change**	-.37	4 ft	4	LF	$75	**$300**
49709	533.3 to 534.3 feet	**Vertical Change**	-.34	4 ft	4	LF	$75	**$300**
7650	547.0 to 562.5 feet	Cross Slope (PAR)	2.0-3.0%	4 ft	62	SF	$120	**$7,440**
57128	547.6 to 548.6 feet	**Vertical Change**	.61	4 ft	4	REF		
58227	557.0 to 577.4 feet	Driveway				REF		
46861	562.2 to 563.2 feet	**Vertical Change**	-.44	4 ft	4	REF		
43724	572.4 to 573.4 feet	**Vertical Change**	-.59	4 ft	4	REF		
7653	581.7 to 584.3 feet	Cross Slope (PAR)	2.0-3.0%	4 ft	10	SF	$120	**$1,248**
58228	583.9 to 618.0 feet	Driveway				REF		
7654	588.3 to 629.1 feet	**Cross Slope (Driveway)**	2.0-3.0%	4 ft	163	SF	$40	**$6,528**
42896	592.6 to 593.6 feet	**Vertical Change**	-.65	4 ft	4	REF		
47089	603.1 to 604.1 feet	**Vertical Change**	-.43	4 ft	4	REF		
51693	607.4 to 608.4 feet	**Vertical Change**	-.3	4 ft	4	REF		
53627	611.5 to 612.5 feet	**Vertical Change**	-.26	4 ft	4	REF		
44451	619.7 to 620.7 feet	**Vertical Change**	-.55	4 ft	4	REF		
53082	631.6 to 632.6 feet	**Vertical Change**	-.27	4 ft	4	LF	$75	**$300**
53628	643.6 to 644.6 feet	**Vertical Change**	-.26	4 ft	4	LF	$75	**$300**
7660	650.8 to 651.8 feet	Cross Slope (PAR)	2.0-3.0%	4 ft	4	SF	$120	**$480**
50405	655.4 to 656.4 feet	**Vertical Change**	-.32	4 ft	4	LF	$75	**$300**
7661	664.8 to 673.1 feet	Cross Slope (PAR)	2.0-3.0%	4 ft	33	SF	$120	**$3,984**
58229	665.5 to 681.5 feet	Driveway				REF		

Funding Source: TBD **Year to be Completed** TBD

Street Side	Run ID	Survey Street Name	Starting Street Name	End Street Name	Priority
E	1908221147	DEBORAH WAY	CHARLENE DR	CANAL DR	76

ID	Dist. from Corner	Barrier Type	As-is Measurement/Notes	Sidewalk Width	Qty	Unit	Cost	Total
53629	669.7 to 670.7 feet	Vertical Change	-.26	4 ft	4	REF		
7664	677.1 to 680.6 feet	Cross Slope (Driveway)	2.0-3.0%	4 ft	14	SF	$40	**$560**
49091	677.7 to 678.7 feet	Vertical Change	-.36	4 ft	4	REF		
7665	683.5 to 708.8 feet	Cross Slope (PAR)	2.0-3.0%	4 ft	101	SF	$120	**$12,144**
42682	686.1 to 687.1 feet	Vertical Change	-.67	4 ft	4	REF		
46862	697.3 to 698.3 feet	Vertical Change	-.44	4 ft	4	REF		
49381	708.3 to 709.3 feet	Vertical Change	-.35	4 ft	4	REF		
7670	731.5 to 740.2 feet	Cross Slope (PAR)	2.0-3.0%	4 ft	35	SF	$120	**$4,176**
52578	738.6 to 739.6 feet	Vertical Change	-.28	4 ft	4	REF		
7671	744.2 to 752.0 feet	Cross Slope (PAR)	2.0-3.0%	4 ft	31	SF	$120	**$3,744**
58230	748.8 to 770.1 feet	Driveway				REF		
7673	752.0 to 781.8 feet	Cross Slope (Driveway)	4.0-5.0%	4 ft	119	SF	$40	**$4,768**
7679	781.8 to 787.8 feet	Cross Slope (PAR)	2.0-3.0%	4 ft	24	SF	$120	**$2,880**

TOTAL COST FOR: E *side of* **DEBORAH WAY** *Starting at:* **CHARLENE DR** **$63,340.00**

Funding Source: TBD **Year to be Completed** TBD

Street Side	Run ID	Survey Street Name	Starting Street Name	End Street Name	Priority
E	1908221039	DOROTHY WAY	145 DOROTHY WAY	SIDEWALK ENDS	65

ID	Dist. from Corner	Barrier Type	As-is Measurement/Notes	Sidewalk Width	Qty	Unit	Cost	Total
58122	11.6 to 29.3 feet	Driveway				REF		
6737	16.2 to 19.4 feet	Cross Slope (Driveway)	2.0-3.0%	4 ft	13	SF	$40	**$512**
44048	24.5 to 25.5 feet	Vertical Change	-.57	4 ft	4	REF		
50394	45.4 to 46.4 feet	Vertical Change	-.32	4 ft	4	LF	$75	**$300**
45524	56.0 to 57.0 feet	Vertical Change	-.5	4 ft	4	SF	$75	**$300**
43399	86.3 to 87.3 feet	Vertical Change	-.61	4 ft	4	SF	$75	**$300**
45525	101.9 to 102.9 feet	Vertical Change	-.5	4 ft	4	SF	$75	**$300**
42675	117.0 to 118.0 feet	Vertical Change	-.67	4 ft	4	SF	$75	**$300**
58123	129.9 to 148.2 feet	Driveway				REF		
6738	131.6 to 154.1 feet	Cross Slope (Driveway)	3.0-4.0%	4 ft	90	SF	$40	**$3,600**
42676	142.0 to 143.0 feet	Vertical Change	-.67	4 ft	4	REF		
34	153.2 to 154.2 feet	Continuous Width		4 ft	4	SF	$120	**$480**
6743	154.1 to 159.9 feet	Cross Slope (PAR)	2.0-3.0%	4 ft	23	SF	$120	**$2,784**
58124	156.8 to 185.5 feet	Driveway				REF		
6745	159.9 to 191.1 feet	Cross Slope (Driveway)	4.0-5.0%	4 ft	125	SF	$40	**$4,992**
53606	173.9 to 174.9 feet	Vertical Change	-.26	4 ft	4	REF		
6748	191.1 to 193.3 feet	Cross Slope (PAR)	2.0-3.0%	4 ft	9	SF	$120	**$1,056**
47558	235.1 to 236.1 feet	Vertical Change	-.41	4 ft	4	LF	$75	**$300**
46394	250.1 to 251.1 feet	Vertical Change	-.46	4 ft	4	LF	$75	**$300**
44664	264.8 to 265.8 feet	Vertical Change	-.54	4 ft	4	SF	$75	**$300**
58125	276.0 to 293.3 feet	Driveway				REF		
48500	279.8 to 280.8 feet	Vertical Change	-.38	4 ft	4	REF		
48216	288.7 to 289.7 feet	Vertical Change	-.39	4 ft	4	REF		
50025	297.0 to 298.0 feet	Vertical Change	-.33	4 ft	4	LF	$75	**$300**

TOTAL COST FOR: E *side of* **DOROTHY WAY** *Starting at:* **145 DOROTHY WAY** **$16,124.00**

Funding Source: TBD **Year to be Completed** TBD

Street Side	Run ID	Survey Street Name	Starting Street Name	End Street Name	Priority
W	1908221152	DOROTHY WAY	CANAL DR	CHARLENE DR	97

ID	Dist. from Corner	Barrier Type	As-is Measurement/Notes	Sidewalk Width	Qty	Unit	Cost	Total
47321	19.6 to 20.6 feet	Vertical Change	-.42	4 ft	4	LF	$75	$300
7690	20.9 to 27.6 feet	Cross Slope (PAR)	2.0-3.0%	4 ft	27	SF	$120	$3,216
7692	27.6 to 66.8 feet	Cross Slope (PAR)	4.0-5.0%	4 ft	157	SF	$120	$18,816
58231	31.0 to 52.6 feet	Driveway				REF		
7696	66.8 to 74.9 feet	Cross Slope (PAR)	2.0-3.0%	4 ft	32	SF	$120	$3,888
58232	71.4 to 94.5 feet	Driveway				REF		
7698	74.9 to 127.1 feet	Cross Slope (Driveway)	4.0-5.0%	4 ft	209	SF	$40	$8,352
52124	87.1 to 88.1 feet	Vertical Change	-.29	4 ft	4	REF		
7705	127.1 to 133.1 feet	Cross Slope (PAR)	2.0-3.0%	4 ft	24	SF	$120	$2,880
7707	133.1 to 168.0 feet	Cross Slope (PAR)	4.0-5.0%	4 ft	140	SF	$120	$16,752
50792	135.0 to 136.0 feet	Vertical Change	-.31	4 ft	4	REF		
42191	144.9 to 145.9 feet	Vertical Change	-.73	4 ft	4	REF		
42485	159.9 to 160.9 feet	Vertical Change	-.69	4 ft	4	REF		
7715	168.0 to 184.6 feet	Cross Slope (PAR)	2.0-3.0%	4 ft	66	SF	$120	$7,968
43408	174.8 to 175.8 feet	Vertical Change	-.61	4 ft	4	REF		
58233	182.7 to 210.4 feet	Driveway				REF		
7717	184.6 to 210.3 feet	Cross Slope (Driveway)	4.0-5.0%	4 ft	103	SF	$40	$4,112
42192	188.8 to 189.8 feet	Vertical Change	-.73	4 ft	4	REF		
7720	210.3 to 214.1 feet	Cross Slope (Driveway)	6.0-7.0%	4 ft	15	SF	$40	$608
7721	214.1 to 225.1 feet	Cross Slope (PAR)	5.0-6.0%	4 ft	44	SF	$120	$5,280
44452	215.9 to 216.9 feet	Vertical Change	-.55	4 ft	4	REF		
7722	225.1 to 228.6 feet	Cross Slope (PAR)	6.0-7.0%	4 ft	14	SF	$120	$1,680
7723	228.6 to 229.8 feet	Cross Slope (PAR)	5.0-6.0%	4 ft	5	SF	$120	$576
7724	229.8 to 233.7 feet	Cross Slope (PAR)	6.0-7.0%	4 ft	16	SF	$120	$1,872
43883	230.8 to 231.8 feet	Vertical Change	-.58	4 ft	4	REF		
7725	233.7 to 258.5 feet	Cross Slope (PAR)	5.0-6.0%	4 ft	99	SF	$120	$11,904
43261	244.3 to 245.3 feet	Vertical Change	-.62	4 ft	4	REF		
58234	253.9 to 280.1 feet	Driveway				REF		
45049	258.5 to 259.5 feet	Vertical Change	-.52	4 ft	4	REF		

Funding Source: TBD **Year to be Completed** TBD

Street Side	Run ID	Survey Street Name	Starting Street Name	End Street Name	Priority
W	1908221152	DOROTHY WAY	CANAL DR	CHARLENE DR	97

ID	Dist. from Corner	Barrier Type	As-is Measurement/Notes	Sidewalk Width	Qty	Unit	Cost	Total
7727	258.5 to 304.3 feet	Cross Slope (Driveway)	3.0-4.0%	4 ft	183	SF	$40	**$7,328**
44057	273.6 to 274.6 feet	Vertical Change	-.57	4 ft	4	REF		
49382	285.8 to 286.8 feet	Vertical Change	-.35	4 ft	4	REF		
50793	300.4 to 301.4 feet	Vertical Change	-.31	4 ft	4	REF		
7735	304.3 to 341.3 feet	Cross Slope (PAR)	5.0-6.0%	4 ft	148	SF	$120	**$17,760**
58235	318.8 to 331.1 feet	Driveway				REF		
53083	325.2 to 326.2 feet	Vertical Change	-.27	4 ft	4	REF		
45252	337.1 to 338.1 feet	Vertical Change	-.51	4 ft	4	REF		
7741	341.3 to 343.6 feet	Cross Slope (PAR)	3.0-4.0%	4 ft	9	SF	$120	**$1,104**
7742	343.6 to 364.6 feet	Cross Slope (PAR)	2.0-3.0%	4 ft	84	SF	$120	**$10,080**
44247	356.5 to 357.5 feet	Vertical Change	-.56	4 ft	4	REF		
7746	364.6 to 375.6 feet	Cross Slope (PAR)	4.0-5.0%	4 ft	44	SF	$120	**$5,280**
58236	365.9 to 385.4 feet	Driveway				REF		
7748	375.6 to 389.0 feet	Cross Slope (Driveway)	6.0-7.0%	4 ft	54	SF	$40	**$2,144**
53084	380.4 to 381.4 feet	Vertical Change	-.27	4 ft	4	REF		
7751	389.0 to 390.2 feet	Cross Slope (PAR)	5.0-6.0%	4 ft	5	SF	$120	**$576**
7752	390.2 to 392.4 feet	Cross Slope (PAR)	6.0-7.0%	4 ft	9	SF	$120	**$1,056**
7753	392.4 to 395.4 feet	Cross Slope (PAR)	5.0-6.0%	4 ft	12	SF	$120	**$1,440**
7755	395.4 to 397.2 feet	Cross Slope (PAR)	3.0-4.0%	4 ft	7	SF	$120	**$864**
7756	397.2 to 400.3 feet	Cross Slope (PAR)	2.0-3.0%	4 ft	12	SF	$120	**$1,488**
7757	406.5 to 413.2 feet	Cross Slope (PAR)	2.0-3.0%	4 ft	27	SF	$120	**$3,216**
7758	420.1 to 421.7 feet	Cross Slope (PAR)	2.0-3.0%	4 ft	6	SF	$120	**$768**
50406	421.6 to 422.6 feet	Vertical Change	-.32	4 ft	4	REF		
7759	433.5 to 434.8 feet	Cross Slope (PAR)	2.0-3.0%	4 ft	5	SF	$120	**$624**
45534	435.8 to 436.8 feet	Vertical Change	-.5	4 ft	4	SF	$75	**$300**
48803	450.2 to 451.2 feet	Vertical Change	-.37	4 ft	4	LF	$75	**$300**
43262	464.6 to 465.6 feet	Vertical Change	-.62	4 ft	4	SF	$75	**$300**
58237	472.4 to 492.4 feet	Driveway				REF		

Funding Source: TBD **Year to be Completed** TBD

Street Side	Run ID	Survey Street Name	Starting Street Name	End Street Name	Priority
W	1908221152	DOROTHY WAY	CANAL DR	CHARLENE DR	97

ID	Dist. from Corner	Barrier Type	As-is Measurement/Notes	Sidewalk Width	Qty	Unit	Cost	Total
7760	475.4 to 481.3 feet	Cross Slope (Driveway)	2.0-3.0%	4 ft	24	SF	$40	**$944**
7762	481.3 to 498.2 feet	Cross Slope (Driveway)	4.0-5.0%	4 ft	68	SF	$40	**$2,704**
49710	496.4 to 497.4 feet	Vertical Change	-.34	4 ft	4	REF		
7764	498.2 to 499.8 feet	Cross Slope (PAR)	2.0-3.0%	4 ft	6	SF	$120	**$768**
47322	505.4 to 506.4 feet	Vertical Change	-.42	4 ft	4	LF	$75	**$300**
7765	513.0 to 523.1 feet	Cross Slope (PAR)	2.0-3.0%	4 ft	40	SF	$120	**$4,848**
53085	533.8 to 534.8 feet	Vertical Change	-.27	4 ft	4	LF	$75	**$300**
58238	557.8 to 569.6 feet	Driveway				REF		
7766	558.1 to 574.2 feet	Cross Slope (Driveway)	2.0-3.0%	4 ft	64	SF	$40	**$2,576**
43725	590.2 to 591.2 feet	Vertical Change	-.59	4 ft	4	SF	$75	**$300**
47979	618.4 to 619.4 feet	Vertical Change	-.4	4 ft	4	LF	$75	**$300**
58239	622.3 to 637.8 feet	Driveway				REF		
53086	627.9 to 628.9 feet	Vertical Change	-.27	4 ft	4	REF		
44058	662.4 to 663.4 feet	Vertical Change	-.57	4 ft	4	SF	$75	**$300**
43409	676.7 to 677.7 feet	Vertical Change	-.61	4 ft	4	SF	$75	**$300**
42897	691.2 to 692.2 feet	Vertical Change	-.65	4 ft	4	SF	$75	**$300**
58240	693.2 to 724.6 feet	Driveway				REF		
44681	705.4 to 706.4 feet	Vertical Change	-.54	4 ft	4	REF		
44248	720.0 to 721.0 feet	Vertical Change	-.56	4 ft	4	REF		
47980	734.2 to 735.2 feet	Vertical Change	-.4	4 ft	4	LF	$75	**$300**
50037	748.9 to 749.9 feet	Vertical Change	-.33	4 ft	4	LF	$75	**$300**
52580	763.3 to 764.3 feet	Vertical Change	-.28	4 ft	4	LF	$75	**$300**
52125	777.8 to 778.8 feet	Vertical Change	-.29	4 ft	4	REF		
7767	778.4 to 782.5 feet	Cross Slope (PAR)	2.0-3.0%	4 ft	16	SF	$120	**$1,968**
7768	789.4 to 794.8 feet	Cross Slope (PAR)	2.0-3.0%	4 ft	22	SF	$120	**$2,592**
50038	791.7 to 792.7 feet	Vertical Change	-.33	4 ft	4	REF		

TOTAL COST FOR: W *side of* **DOROTHY WAY** *Starting at:* **CANAL DR** **$162,232.00**

Funding Source: TBD **Year to be Completed** TBD

Street Side	Run ID	Survey Street Name	Starting Street Name	End Street Name	Priority
W	1908221154	DOROTHY WAY	CHARLENE DR	HOWELL RD	82

ID	Dist. from Corner	Barrier Type	As-is Measurement/Notes	Sidewalk Width	Qty	Unit	Cost	Total
44249	10.8 to 11.8 feet	Vertical Change	-.56	4 ft	4	SF	$75	$300
43884	25.4 to 26.4 feet	Vertical Change	-.58	4 ft	4	SF	$75	$300
44059	39.4 to 40.4 feet	Vertical Change	-.57	4 ft	4	SF	$75	$300
7769	52.8 to 56.8 feet	Cross Slope (PAR)	2.0-3.0%	4 ft	16	SF	$120	$1,920
44250	54.3 to 55.3 feet	Vertical Change	-.56	4 ft	4	REF		
58241	67.9 to 90.7 feet	Driveway				REF		
46406	71.5 to 72.5 feet	Vertical Change	-.46	4 ft	4	REF		
7770	71.6 to 90.2 feet	Cross Slope (Driveway)	2.0-3.0%	4 ft	74	SF	$40	$2,976
43726	82.8 to 83.8 feet	Vertical Change	-.59	4 ft	4	REF		
44060	95.7 to 96.7 feet	Vertical Change	-.57	4 ft	4	SF	$75	$300
58242	99.3 to 130.5 feet	Driveway				REF		
49383	146.3 to 147.3 feet	Vertical Change	-.35	4 ft	4	LF	$75	$300
53630	156.7 to 157.7 feet	Vertical Change	-.26	4 ft	4	LF	$75	$300
7772	176.3 to 184.6 feet	Cross Slope (PAR)	2.0-3.0%	4 ft	33	SF	$120	$3,984
53087	186.6 to 187.6 feet	Vertical Change	-.27	4 ft	4	LF	$75	$300

TOTAL COST FOR: W *side of* **DOROTHY WAY** *Starting at:* **CHARLENE DR** **$10,980.00**

Funding Source: TBD **Year to be Completed** TBD

Street Side	Run ID	Survey Street Name	Starting Street Name	End Street Name	Priority
E	1908221036	DOROTHY WAY	HOWELL RD	145 DOROTHY WAY	104

ID	Dist. from Corner	Barrier Type	As-is Measurement/Notes	Sidewalk Width	Qty	Unit	Cost	Total
44436	1.9 to 2.9 feet	Vertical Change	-.55	4 ft	4	SF	$75	$300
6696	11.3 to 15.2 feet	Cross Slope (PAR)	2.0-3.0%	4 ft	16	SF	$120	$1,872
45040	12.6 to 13.6 feet	Vertical Change	-.52	4 ft	4	REF		
48499	16.1 to 17.1 feet	Vertical Change	-.38	4 ft	4	LF	$75	$300
47078	25.4 to 26.4 feet	Vertical Change	-.43	4 ft	4	LF	$75	$300
6698	31.6 to 35.1 feet	Cross Slope (PAR)	2.0-3.0%	4 ft	14	SF	$120	$1,680
46160	39.2 to 40.2 feet	Vertical Change	-.47	4 ft	4	REF		
6699	39.3 to 42.3 feet	Cross Slope (PAR)	2.0-3.0%	4 ft	12	SF	$120	$1,440
47308	51.9 to 52.9 feet	Vertical Change	-.42	4 ft	4	LF	$75	$300
45242	64.1 to 65.1 feet	Vertical Change	-.51	4 ft	4	SF	$75	$300
6700	92.4 to 96.8 feet	Cross Slope (PAR)	2.0-3.0%	4 ft	18	SF	$120	$2,112
45243	93.7 to 94.7 feet	Vertical Change	-.51	4 ft	4	REF		
43120	108.1 to 109.1 feet	Vertical Change	-.63	4 ft	4	REF		
6701	108.2 to 110.8 feet	Cross Slope (PAR)	2.0-3.0%	4 ft	10	SF	$120	$1,248
58109	117.2 to 132.8 feet	Driveway				REF		
44437	122.7 to 123.7 feet	Vertical Change	-.55	4 ft	4	REF		
42998	129.9 to 130.9 feet	Vertical Change	-.64	4 ft	4	REF		
41704	137.1 to 138.1 feet	Vertical Change	-.89	4 ft	4	SF	$75	$300
51678	163.1 to 164.1 feet	Vertical Change	-.3	4 ft	4	LF	$75	$300
58110	188.7 to 205.7 feet	Driveway				REF		
41550	193.6 to 194.6 feet	Vertical Change	-1.02	4 ft	4	REF		
43579	202.3 to 203.3 feet	Vertical Change	-.6	4 ft	4	REF		
41743	210.7 to 211.7 feet	Vertical Change	-.87	4 ft	4	SF	$75	$300
31	218.8 to 219.8 feet	Continuous Width		4 ft	4	SF	$120	$480
58111	223.6 to 244.2 feet	Driveway				REF		
42291	226.2 to 227.2 feet	Vertical Change	-.71	4 ft	4	REF		
45739	236.1 to 237.1 feet	Vertical Change	-.49	4 ft	4	REF		
6702	243.7 to 246.9 feet	Cross Slope (Driveway)	2.0-3.0%	4 ft	13	SF	$40	$512

Funding Source: TBD **Year to be Completed** TBD

Street Side	Run ID	Survey Street Name	Starting Street Name	End Street Name	Priority
E	1908221036	DOROTHY WAY	HOWELL RD	145 DOROTHY WAY	104

ID	Dist. from Corner	Barrier Type	As-is Measurement/Notes	Sidewalk Width	Qty	Unit	Cost	Total
48784	245.5 to 246.5 feet	Vertical Change	-.37	4 ft	4	REF		
6703	253.7 to 260.4 feet	Cross Slope (PAR)	2.0-3.0%	4 ft	27	SF	$120	$3,216
54001	261.2 to 262.2 feet	Vertical Change	-.25	4 ft	4	LF	$75	$300
6704	263.7 to 265.9 feet	Cross Slope (PAR)	2.0-3.0%	4 ft	9	SF	$120	$1,056
48785	276.3 to 277.3 feet	Vertical Change	-.37	4 ft	4	LF	$75	$300
6705	312.2 to 317.5 feet	Cross Slope (PAR)	2.0-3.0%	4 ft	21	SF	$120	$2,544
58112	345.2 to 361.8 feet	Driveway				REF		
43580	348.9 to 349.9 feet	Vertical Change	-.6	4 ft	4	REF		
45948	357.0 to 358.0 feet	Vertical Change	-.48	4 ft	4	REF		
6707	360.3 to 363.7 feet	Cross Slope (Driveway)	2.0-3.0%	4 ft	14	SF	$40	$544
46393	364.9 to 365.9 feet	Vertical Change	-.46	4 ft	4	LF	$75	$300
58113	388.0 to 401.3 feet	Driveway				REF		
6708	391.3 to 395.7 feet	Cross Slope (Driveway)	2.0-3.0%	4 ft	18	SF	$40	$704
42999	404.8 to 405.8 feet	Vertical Change	-.64	4 ft	4	SF	$75	$300
56941	404.9 to 405.9 feet	Vertical Change	.54	4 ft	4	SF	$75	$300
6709	412.5 to 422.2 feet	Cross Slope (PAR)	2.0-3.0%	4 ft	39	SF	$120	$4,656
52107	424.4 to 425.4 feet	Vertical Change	-.29	4 ft	4	LF	$75	$300
45949	439.2 to 440.2 feet	Vertical Change	-.48	4 ft	4	LF	$75	$300
58114	449.3 to 465.2 feet	Driveway				REF		
46161	453.8 to 454.8 feet	Vertical Change	-.47	4 ft	4	REF		
48786	482.2 to 483.2 feet	Vertical Change	-.37	4 ft	4	LF	$75	$300
6710	490.2 to 500.8 feet	Cross Slope (PAR)	2.0-3.0%	4 ft	42	SF	$120	$5,088
58115	490.7 to 520.9 feet	Driveway				REF		
44438	496.6 to 497.6 feet	Vertical Change	-.55	4 ft	4	REF		
45740	510.8 to 511.8 feet	Vertical Change	-.49	4 ft	4	REF		
6711	519.2 to 526.5 feet	Cross Slope (Driveway)	2.0-3.0%	4 ft	29	SF	$40	$1,168
32	524.2 to 525.2 feet	Continuous Width		4 ft	4	SF	$120	$480
50024	526.2 to 527.2 feet	Vertical Change	-.33	4 ft	4	REF		
6712	535.6 to 547.1 feet	Cross Slope (PAR)	2.0-3.0%	4 ft	46	SF	$120	$5,520

Funding Source: TBD **Year to be Completed** TBD

Street Side	Run ID	Survey Street Name	Starting Street Name	End Street Name	Priority
E	1908221036	DOROTHY WAY	HOWELL RD	145 DOROTHY WAY	104

ID	Dist. from Corner	Barrier Type	As-is Measurement/Notes	Sidewalk Width	Qty	Unit	Cost	Total
46847	537.2 to 538.2 feet	Vertical Change	-.44	4 ft	4	REF		
48213	553.0 to 554.0 feet	Vertical Change	-.39	4 ft	4	LF	$75	$300
6715	565.4 to 568.0 feet	Cross Slope (PAR)	2.0-3.0%	4 ft	10	SF	$120	$1,248
50392	566.6 to 567.6 feet	Vertical Change	-.32	4 ft	4	REF		
6716	574.6 to 605.3 feet	Cross Slope (PAR)	2.0-3.0%	4 ft	123	SF	$120	$14,736
58116	576.1 to 598.8 feet	Driveway				REF		
48214	591.0 to 592.0 feet	Vertical Change	-.39	4 ft	4	REF		
57340	628.3 to 629.3 feet	Vertical Change	.98	4 ft	4	SF	$75	$300
41509	628.4 to 629.4 feet	Vertical Change	-1.08	4 ft	4	SF	$75	$300
6725	652.3 to 669.7 feet	Cross Slope (PAR)	2.0-3.0%	4 ft	70	SF	$120	$8,352
58117	652.6 to 665.0 feet	Driveway				REF		
47557	656.5 to 657.5 feet	Vertical Change	-.41	4 ft	4	REF		
43121	687.2 to 688.2 feet	Vertical Change	-.63	4 ft	4	SF	$75	$300
42236	702.7 to 703.7 feet	Vertical Change	-.72	4 ft	4	SF	$75	$300
43253	718.0 to 719.0 feet	Vertical Change	-.62	4 ft	4	SF	$75	$300
6728	728.2 to 730.9 feet	Cross Slope (PAR)	2.0-3.0%	4 ft	11	SF	$120	$1,296
58118	728.8 to 775.0 feet	Driveway				REF		
6730	730.9 to 739.2 feet	Cross Slope (Driveway)	4.0-5.0%	4 ft	33	SF	$40	$1,328
45244	732.8 to 733.8 feet	Vertical Change	-.51	4 ft	4	REF		
6732	739.2 to 783.9 feet	Cross Slope (Driveway)	2.0-3.0%	4 ft	179	SF	$40	$7,152
48215	749.5 to 750.5 feet	Vertical Change	-.39	4 ft	4	REF		
42292	765.1 to 766.1 feet	Vertical Change	-.71	4 ft	4	REF		
43122	792.1 to 793.1 feet	Vertical Change	-.63	4 ft	4	SF	$75	$300
46162	804.4 to 805.4 feet	Vertical Change	-.47	4 ft	4	LF	$75	$300
43581	819.5 to 820.5 feet	Vertical Change	-.6	4 ft	4	SF	$75	$300
33	828.0 to 829.0 feet	Continuous Width		4 ft	4	SF	$120	$480
58119	831.5 to 843.3 feet	Driveway				REF		
45741	847.4 to 848.4 feet	Vertical Change	-.49	4 ft	4	LF	$75	$300
58120	863.0 to 902.3 feet	Driveway				REF		

Funding Source: TBD **Year to be Completed** TBD

Street Side	Run ID	Survey Street Name	Starting Street Name	End Street Name	Priority
E	1908221036	DOROTHY WAY	HOWELL RD	145 DOROTHY WAY	104

ID	Dist. from Corner	Barrier Type	As-is Measurement/Notes	Sidewalk Width	Qty	Unit	Cost	Total
49076	864.2 to 865.2 feet	Vertical Change	-.36	4 ft	4	REF		
52562	876.8 to 877.8 feet	Vertical Change	-.28	4 ft	4	REF		
50393	907.1 to 908.1 feet	Vertical Change	-.32	4 ft	4	LF	$75	**$300**
58121	949.4 to 969.5 feet	Driveway				REF		
52563	962.7 to 963.7 feet	Vertical Change	-.28	4 ft	4	REF		

TOTAL COST FOR: E *side of* **DOROTHY WAY** *Starting at:* **HOWELL RD** **$77,012.00**

Funding Source: TBD **Year to be Completed** TBD

Street Side	Run ID	Survey Street Name	Starting Street Name	End Street Name	Priority
W	1908221042	DOROTHY WAY	SIDEWALK BEGINS	CANAL DR	56

ID	Dist. from Corner	Barrier Type	As-is Measurement/Notes	Sidewalk Width	Qty	Unit	Cost	Total
6749	0.0 to 2.9 feet	Cross Slope (PAR)	2.0-3.0%	4 ft	12	SF	$120	**$1,392**
51679	53.7 to 54.7 feet	**Vertical Change**	-.3	4 ft	4	LF	$75	**$300**
48787	63.1 to 64.1 feet	**Vertical Change**	-.37	4 ft	4	LF	$75	**$300**
58126	63.4 to 80.8 feet	Driveway				REF		
6750	68.8 to 101.0 feet	**Cross Slope (Driveway)**	2.0-3.0%	4 ft	129	SF	$40	**$5,152**
53607	97.8 to 98.8 feet	**Vertical Change**	-.26	4 ft	4	REF		
46848	108.5 to 109.5 feet	**Vertical Change**	-.44	4 ft	4	LF	$75	**$300**

TOTAL COST FOR: W *side of* **DOROTHY WAY** *Starting at:* **SIDEWALK BEGINS** **$7,444.00**

Funding Source: TBD **Year to be Completed** TBD

Street Side	Run ID	Survey Street Name	Starting Street Name	End Street Name	Priority
N	1908221357	ELM AVE	BIRCH CT	KITES WAY	54

ID	Dist. from Corner	Barrier Type	As-is Measurement/Notes	Sidewalk Width	Qty	Unit	Cost	Total
8421	1.8 to 14.8 feet	Cross Slope (PAR)	2.0-3.0%	5 ft	65	SF	$120	**$7,800**
49108	9.5 to 10.5 feet	**Vertical Change**	-.36	5 ft	5	REF		
47574	14.5 to 15.5 feet	**Vertical Change**	-.41	5 ft	5	REF		
8423	14.8 to 100.6 feet	Cross Slope (PAR)	4.0-5.0%	5 ft	429	SF	$120	**$51,480**
53113	19.5 to 20.5 feet	**Vertical Change**	-.27	5 ft	5	REF		
52606	24.4 to 25.4 feet	**Vertical Change**	-.28	5 ft	5	REF		
52607	39.4 to 40.4 feet	**Vertical Change**	-.28	5 ft	5	REF		
54013	44.2 to 45.2 feet	**Vertical Change**	-.25	5 ft	5	REF		
52608	59.2 to 60.2 feet	**Vertical Change**	-.28	5 ft	5	REF		
57165	64.1 to 65.1 feet	**Vertical Change**	.69	5 ft	5	REF		
54014	74.2 to 75.2 feet	**Vertical Change**	-.25	5 ft	5	REF		
45760	79.2 to 80.2 feet	**Vertical Change**	-.49	5 ft	5	REF		
53114	84.3 to 85.3 feet	**Vertical Change**	-.27	5 ft	5	REF		
8436	100.6 to 135.8 feet	Cross Slope (PAR)	2.0-3.0%	5 ft	176	SF	$120	**$21,120**
49732	107.8 to 108.8 feet	**Vertical Change**	-.34	5 ft	5	REF		
50808	115.8 to 116.8 feet	**Vertical Change**	-.31	5 ft	5	REF		
54015	123.9 to 124.9 feet	**Vertical Change**	-.25	5 ft	5	REF		
51719	129.8 to 130.8 feet	**Vertical Change**	-.3	5 ft	5	REF		
8440	135.8 to 181.8 feet	Cross Slope (PAR)	4.0-5.0%	5 ft	230	SF	$120	**$27,600**
49409	139.8 to 140.8 feet	**Vertical Change**	-.35	5 ft	5	REF		
48825	155.9 to 156.9 feet	**Vertical Change**	-.37	5 ft	5	REF		
51720	163.8 to 164.8 feet	**Vertical Change**	-.3	5 ft	5	REF		
43727	171.6 to 172.6 feet	**Vertical Change**	-.59	5 ft	5	REF		
53646	179.3 to 180.3 feet	**Vertical Change**	-.26	5 ft	5	REF		
8447	181.8 to 186.8 feet	Cross Slope (PAR)	2.0-3.0%	5 ft	25	SF	$120	**$3,000**
50809	184.1 to 185.1 feet	**Vertical Change**	-.31	5 ft	5	REF		

TOTAL COST FOR: N *side of* **ELM AVE** *Starting at:* **BIRCH CT** **$111,000.00**

Funding Source: TBD **Year to be Completed** TBD

Street Side	Run ID	Survey Street Name	Starting Street Name	End Street Name	Priority
N	1908221353	ELM AVE	CEDAR CT	BIRCH CT	82

ID	Dist. from Corner	Barrier Type	As-is Measurement/Notes	Sidewalk Width	Qty	Unit	Cost	Total
8308	0.0 to 51.3 feet	Cross Slope (PAR)	2.0-3.0%	5 ft	257	SF	$120	**$30,780**
48238	2.9 to 3.9 feet	**Vertical Change**	-.39	5 ft	5	REF		
53644	11.6 to 12.6 feet	**Vertical Change**	-.26	5 ft	5	REF		
52144	15.2 to 16.2 feet	**Vertical Change**	-.29	5 ft	5	REF		
50806	38.8 to 39.8 feet	**Vertical Change**	-.31	5 ft	5	REF		
8314	51.3 to 70.5 feet	Cross Slope (PAR)	4.0-5.0%	5 ft	96	SF	$120	**$11,520**
50807	64.2 to 65.2 feet	**Vertical Change**	-.31	5 ft	5	REF		
53108	69.3 to 70.3 feet	**Vertical Change**	-.27	5 ft	5	REF		
8316	70.5 to 113.7 feet	Cross Slope (PAR)	2.0-3.0%	5 ft	216	SF	$120	**$25,920**
50430	74.1 to 75.1 feet	**Vertical Change**	-.32	5 ft	5	REF		
49407	79.0 to 80.0 feet	**Vertical Change**	-.35	5 ft	5	REF		
52604	88.4 to 89.4 feet	**Vertical Change**	-.28	5 ft	5	REF		
51718	93.4 to 94.4 feet	**Vertical Change**	-.3	5 ft	5	REF		
46172	98.2 to 99.2 feet	**Vertical Change**	-.47	5 ft	5	REF		
46412	103.4 to 104.4 feet	**Vertical Change**	-.46	5 ft	5	REF		
52145	108.8 to 109.8 feet	**Vertical Change**	-.29	5 ft	5	REF		
46173	112.1 to 113.1 feet	**Vertical Change**	-.47	5 ft	5	REF		
8320	113.7 to 130.5 feet	Cross Slope (PAR)	4.0-5.0%	5 ft	84	SF	$120	**$10,080**
44870	117.0 to 118.0 feet	**Vertical Change**	-.53	5 ft	5	REF		
47099	122.0 to 123.0 feet	**Vertical Change**	-.43	5 ft	5	REF		
44455	127.0 to 128.0 feet	**Vertical Change**	-.55	5 ft	5	REF		
8322	130.5 to 160.7 feet	Cross Slope (PAR)	2.0-3.0%	5 ft	151	SF	$120	**$18,120**
45538	131.9 to 132.9 feet	**Vertical Change**	-.5	5 ft	5	REF		
45962	136.8 to 137.8 feet	**Vertical Change**	-.48	5 ft	5	REF		
41675	141.8 to 142.8 feet	**Vertical Change**	-.91	5 ft	5	REF		
45759	146.9 to 147.9 feet	**Vertical Change**	-.49	5 ft	5	REF		
45052	151.9 to 152.9 feet	**Vertical Change**	-.52	5 ft	5	REF		
45963	156.9 to 157.9 feet	**Vertical Change**	-.48	5 ft	5	REF		

Funding Source: TBD **Year to be Completed** TBD

Street Side	Run ID	Survey Street Name	Starting Street Name	End Street Name	Priority
N	1908221353	ELM AVE	CEDAR CT	BIRCH CT	82

ID	Dist. from Corner	Barrier Type	As-is Measurement/Notes	Sidewalk Width	Qty	Unit	Cost	Total
8324	160.7 to 174.1 feet	Cross Slope (PAR)	4.0-5.0%	5 ft	67	SF	$120	**$8,040**
41602	161.8 to 162.8 feet	**Vertical Change**	-.98	5 ft	5	REF		
57147	161.9 to 162.9 feet	**Vertical Change**	.64	5 ft	5	REF		
46413	166.9 to 167.9 feet	**Vertical Change**	-.46	5 ft	5	REF		
45053	171.8 to 172.8 feet	**Vertical Change**	-.52	5 ft	5	REF		
8329	174.1 to 189.4 feet	Cross Slope (PAR)	2.0-3.0%	5 ft	77	SF	$120	**$9,180**
45539	176.7 to 177.7 feet	**Vertical Change**	-.5	5 ft	5	REF		
50431	182.7 to 183.7 feet	**Vertical Change**	-.32	5 ft	5	REF		
44456	187.6 to 188.6 feet	**Vertical Change**	-.55	5 ft	5	REF		

TOTAL COST FOR: N *side of* **ELM AVE** *Starting at:* **CEDAR CT** **$113,640.00**

Funding Source: TBD **Year to be Completed** TBD

Street Side	Run ID	Survey Street Name	Starting Street Name	End Street Name	Priority
N	1908221420	ELM AVE	KITES WAY	PHILLIP WAY	38

ID	Dist. from Corner	Barrier Type	As-is Measurement/Notes	Sidewalk Width	Qty	Unit	Cost	Total
8924	3.9 to 36.3 feet	Cross Slope (PAR)	2.0-3.0%	5 ft	162	SF	$120	**$19,440**
8926	36.3 to 82.1 feet	Cross Slope (PAR)	4.0-5.0%	5 ft	229	SF	$120	**$27,480**
8930	82.1 to 97.8 feet	Cross Slope (PAR)	2.0-3.0%	5 ft	79	SF	$120	**$9,420**
53138	84.8 to 85.8 feet	**Vertical Change**	-.27	5 ft	5	REF		
49738	94.8 to 95.8 feet	**Vertical Change**	-.34	5 ft	5	REF		
8932	97.8 to 105.0 feet	Cross Slope (PAR)	4.0-5.0%	5 ft	36	SF	$120	**$4,320**
50442	104.7 to 105.7 feet	**Vertical Change**	-.32	5 ft	5	REF		
8934	105.0 to 206.5 feet	Cross Slope (PAR)	2.0-3.0%	5 ft	508	SF	$120	**$60,900**
53666	124.6 to 125.6 feet	**Vertical Change**	-.26	5 ft	5	REF		
50443	141.7 to 142.7 feet	**Vertical Change**	-.32	5 ft	5	REF		
47109	165.0 to 166.0 feet	**Vertical Change**	-.43	5 ft	5	REF		

TOTAL COST FOR: N *side of* **ELM AVE** *Starting at:* **KITES WAY** **$121,560.00**

Funding Source: TBD **Year to be Completed** TBD

Street Side	Run ID	Survey Street Name	Starting Street Name	End Street Name	Priority
N	1908221452	ELM AVE	MOLLY AVE	SANTA CRUZ BLVD	43

ID	Dist. from Corner	Barrier Type	As-is Measurement/Notes	Sidewalk Width	Qty	Unit	Cost	Total
9683	0.0 to 91.6 feet	Cross Slope (PAR)	2.0-3.0%	5 ft	458	SF	$120	**$54,960**
48845	1.7 to 2.7 feet	**Vertical Change**	-.37	5 ft	5	REF		
53	4.8 to 5.8 feet	**Continuous Width**		5 ft	5	SF	$120	**$600**
44889	21.1 to 22.1 feet	**Vertical Change**	-.53	5 ft	5	REF		
45074	33.2 to 34.2 feet	**Vertical Change**	-.52	5 ft	5	REF		
52178	45.9 to 46.9 feet	**Vertical Change**	-.29	5 ft	5	REF		
45980	59.2 to 60.2 feet	**Vertical Change**	-.48	5 ft	5	REF		
45981	72.8 to 73.8 feet	**Vertical Change**	-.48	5 ft	5	REF		
50449	86.1 to 89.4 feet	**Vertical Change**	-.32	5 ft	17	REF		
44082	93.5 to 94.5 feet	**Vertical Change**	-.57	5 ft	5	SF	$75	**$375**

TOTAL COST FOR: N *side of* **ELM AVE** *Starting at:* **MOLLY AVE** **$55,935.00**

Funding Source: TBD **Year to be Completed** TBD

Street Side	Run ID	Survey Street Name	Starting Street Name	End Street Name	Priority
N	1908221347	ELM AVE	OAK CT	CEDAR CT	76

ID	Dist. from Corner	Barrier Type	As-is Measurement/Notes	Sidewalk Width	Qty	Unit	Cost	Total
8189	0.0 to 60.1 feet	Cross Slope (PAR)	3.0-4.0%	5 ft	301	SF	$120	**$36,060**
48519	2.8 to 3.8 feet	**Vertical Change**	-.38	5 ft	5	REF		
50803	7.7 to 8.7 feet	**Vertical Change**	-.31	5 ft	5	REF		
50426	12.6 to 13.6 feet	**Vertical Change**	-.32	5 ft	5	REF		
54012	17.6 to 18.6 feet	**Vertical Change**	-.25	5 ft	5	REF		
50427	27.6 to 28.6 feet	**Vertical Change**	-.32	5 ft	5	REF		
53642	37.4 to 38.4 feet	**Vertical Change**	-.26	5 ft	5	REF		
52135	42.3 to 43.3 feet	**Vertical Change**	-.29	5 ft	5	REF		
52136	53.1 to 54.1 feet	**Vertical Change**	-.29	5 ft	5	REF		
51714	58.2 to 59.2 feet	**Vertical Change**	-.3	5 ft	5	REF		
8194	60.1 to 86.7 feet	Cross Slope (PAR)	2.0-3.0%	5 ft	133	SF	$120	**$15,960**
51715	63.1 to 64.1 feet	**Vertical Change**	-.3	5 ft	5	REF		
52137	68.1 to 69.1 feet	**Vertical Change**	-.29	5 ft	5	REF		
52601	73.1 to 74.1 feet	**Vertical Change**	-.28	5 ft	5	REF		
52138	78.2 to 79.2 feet	**Vertical Change**	-.29	5 ft	5	REF		
52139	83.2 to 84.2 feet	**Vertical Change**	-.29	5 ft	5	REF		
8197	90.1 to 183.7 feet	Cross Slope (PAR)	2.0-3.0%	5 ft	468	SF	$120	**$56,160**
50804	92.7 to 93.7 feet	**Vertical Change**	-.31	5 ft	5	REF		
53104	97.8 to 98.8 feet	**Vertical Change**	-.27	5 ft	5	REF		
53105	162.9 to 163.9 feet	**Vertical Change**	-.27	5 ft	5	REF		
49403	167.8 to 168.8 feet	**Vertical Change**	-.35	5 ft	5	REF		
48520	172.7 to 173.7 feet	**Vertical Change**	-.38	5 ft	5	REF		
49101	177.8 to 178.8 feet	**Vertical Change**	-.36	5 ft	5	REF		

TOTAL COST FOR: N *side of* **ELM AVE** *Starting at:* **OAK CT** **$108,180.00**

Funding Source: TBD **Year to be Completed** TBD

Street Side	Run ID	Survey Street Name	Starting Street Name	End Street Name	Priority
N	1908221450	ELM AVE	PHILLIP WAY	MOLLY AVE	74.25

ID	Dist. from Corner	Barrier Type	As-is Measurement/Notes	Sidewalk Width	Qty	Unit	Cost	Total
9633	0.0 to 23.3 feet	Cross Slope (PAR)	2.0-3.0%	5 ft	117	SF	$120	**$13,980**
52637	5.2 to 6.2 feet	Vertical Change	-.28	5 ft	5	REF		
44081	20.0 to 21.0 feet	Vertical Change	-.57	5 ft	5	REF		
58392	20.7 to 49.3 feet	Driveway				REF		
47356	24.2 to 25.2 feet	Vertical Change	-.42	5 ft	5	REF		
9636	28.8 to 43.5 feet	Cross Slope (Driveway)	2.0-3.0%	5 ft	74	SF	$40	**$2,940**
44474	28.9 to 29.9 feet	Vertical Change	-.55	5 ft	5	REF		
56644	29.0 to 30.0 feet	Vertical Change	.48	5 ft	5	REF		
53150	38.6 to 39.6 feet	Vertical Change	-.27	5 ft	5	REF		
9638	43.5 to 75.4 feet	Cross Slope (Driveway)	4.0-5.0%	5 ft	160	SF	$40	**$6,380**
46657	48.3 to 49.3 feet	Vertical Change	-.45	5 ft	5	REF		
43428	53.5 to 54.5 feet	Vertical Change	-.61	5 ft	5	REF		
51755	60.2 to 61.2 feet	Vertical Change	-.3	5 ft	5	REF		
44262	63.1 to 64.1 feet	Vertical Change	-.56	5 ft	5	REF		
58393	74.9 to 109.7 feet	Driveway				REF		
9640	75.4 to 79.8 feet	Cross Slope (Driveway)	2.0-3.0%	5 ft	22	SF	$40	**$880**
47591	79.8 to 80.8 feet	Vertical Change	-.41	5 ft	5	REF		
9642	79.8 to 86.0 feet	Cross Slope (Driveway)	4.0-5.0%	5 ft	31	SF	$40	**$1,240**
9644	86.0 to 91.6 feet	Cross Slope (Driveway)	6.0-7.0%	5 ft	28	SF	$40	**$1,120**
42588	89.2 to 90.2 feet	Vertical Change	-.68	5 ft	5	REF		
9646	91.6 to 95.8 feet	Cross Slope (Driveway)	8.0-9.0%	5 ft	21	SF	$40	**$840**
9648	95.8 to 99.6 feet	Cross Slope (Driveway)	6.0-7.0%	5 ft	19	SF	$40	**$760**
42144	99.0 to 100.0 feet	Vertical Change	-.74	5 ft	5	REF		
9649	99.6 to 104.0 feet	Cross Slope (Driveway)	5.0-6.0%	5 ft	22	SF	$40	**$880**
9650	104.0 to 107.7 feet	Cross Slope (Driveway)	6.0-7.0%	5 ft	19	SF	$40	**$740**
43741	106.6 to 107.6 feet	Vertical Change	-.59	5 ft	5	REF		
57153	106.7 to 107.7 feet	Vertical Change	.66	5 ft	5	REF		
9652	110.4 to 152.7 feet	Cross Slope (Driveway)	3.0-4.0%	5 ft	211	SF	$40	**$8,460**

Funding Source: TBD **Year to be Completed** TBD

Street Side	Run ID	Survey Street Name	Starting Street Name	End Street Name	Priority
N	1908221450	ELM AVE	PHILLIP WAY	MOLLY AVE	74.25

ID	Dist. from Corner	Barrier Type	As-is Measurement/Notes	Sidewalk Width	Qty	Unit	Cost	Total
42589	113.5 to 114.5 feet	Vertical Change	-.68	5 ft	5	REF		
53151	117.4 to 118.4 feet	Vertical Change	-.27	5 ft	5	REF		
53681	128.3 to 129.3 feet	Vertical Change	-.26	5 ft	5	REF		
58394	145.2 to 173.8 feet	Driveway				REF		
50448	149.2 to 150.2 feet	Vertical Change	-.32	5 ft	5	REF		
9655	157.0 to 163.2 feet	Cross Slope (Driveway)	12.0-13.0%	5 ft	31	SF	$40	**$1,240**
42909	163.2 to 164.2 feet	Vertical Change	-.65	5 ft	5	REF		
9657	163.2 to 169.8 feet	Cross Slope (Driveway)	10.0-11.0%	5 ft	33	SF	$40	**$1,320**
40313	168.8 to 170.8 feet	Running Slope	5.0-6.0%	5 ft	10	REF		
9659	174.1 to 179.4 feet	Cross Slope (Driveway)	3.0-4.0%	5 ft	27	SF	$40	**$1,060**
45073	177.2 to 178.2 feet	Vertical Change	-.52	5 ft	5	REF		
9660	179.4 to 219.1 feet	Cross Slope (PAR)	2.0-3.0%	5 ft	199	SF	$120	**$23,820**
58395	193.0 to 221.6 feet	Driveway				REF		
48541	197.1 to 198.1 feet	Vertical Change	-.38	5 ft	5	REF		
45271	211.6 to 212.6 feet	Vertical Change	-.51	5 ft	5	REF		
9665	219.1 to 223.6 feet	Cross Slope (Driveway)	4.0-5.0%	5 ft	23	SF	$40	**$900**
48015	222.2 to 223.2 feet	Vertical Change	-.4	5 ft	5	REF		
9667	223.6 to 234.3 feet	Cross Slope (PAR)	2.0-3.0%	5 ft	54	SF	$120	**$6,420**
49751	226.4 to 227.4 feet	Vertical Change	-.34	5 ft	5	REF		
53682	233.2 to 234.2 feet	Vertical Change	-.26	5 ft	5	REF		
9669	234.3 to 260.9 feet	Cross Slope (PAR)	4.0-5.0%	5 ft	133	SF	$120	**$15,960**
49428	253.4 to 254.4 feet	Vertical Change	-.35	5 ft	5	REF		
9671	260.9 to 264.7 feet	Cross Slope (PAR)	2.0-3.0%	5 ft	19	SF	$120	**$2,280**
9673	264.7 to 277.0 feet	Cross Slope (PAR)	4.0-5.0%	5 ft	62	SF	$120	**$7,380**
48267	276.1 to 277.1 feet	Vertical Change	-.39	5 ft	5	REF		
9675	277.0 to 283.7 feet	Cross Slope (PAR)	2.0-3.0%	5 ft	34	SF	$120	**$4,020**
9676	285.8 to 346.2 feet	Cross Slope (PAR)	2.0-3.0%	5 ft	302	SF	$120	**$36,240**
47114	298.1 to 299.1 feet	Vertical Change	-.43	5 ft	5	REF		

Funding Source: TBD **Year to be Completed** TBD

Street Side	Run ID	Survey Street Name	Starting Street Name	End Street Name	Priority
N	1908221450	ELM AVE	PHILLIP WAY	MOLLY AVE	74.25

ID	Dist. from Corner	Barrier Type	As-is Measurement/Notes	Sidewalk Width	Qty	Unit	Cost	Total
45272	312.0 to 313.0 feet	Vertical Change	-.51	5 ft	5	REF		
9681	348.8 to 373.1 feet	Cross Slope (PAR)	2.0-3.0%	5 ft	122	SF	$120	**$14,580**
48542	366.5 to 367.5 feet	Vertical Change	-.38	5 ft	5	REF		

TOTAL COST FOR: N *side of* **ELM AVE** *Starting at:* **PHILLIP WAY** **$153,440.00**

Funding Source: TBD **Year to be Completed** TBD

Street Side	Run ID	Survey Street Name	Starting Street Name	End Street Name	Priority
N	1908221502	ELM AVE	SANTA CRUZ BLVD	PINE ST	41.5

ID	Dist. from Corner	Barrier Type	As-is Measurement/Notes	Sidewalk Width	Qty	Unit	Cost	Total
9850	0.0 to 2.4 feet	Cross Slope (PAR)	2.0-3.0%	5 ft	12	SF	$120	**$1,440**
47357	5.2 to 9.9 feet	Vertical Change	-.42	5 ft	24	LF	$75	**$1,763**
49129	14.6 to 17.6 feet	Vertical Change	-.36	5 ft	15	LF	$75	**$1,125**
53157	23.5 to 31.3 feet	Vertical Change	-.27	5 ft	39	LF	$75	**$2,925**
58396	34.4 to 63.9 feet	Driveway				REF		
50457	34.6 to 43.8 feet	Vertical Change	-.32	5 ft	46	REF		
9851	41.7 to 50.2 feet	Cross Slope (Driveway)	2.0-3.0%	5 ft	43	SF	$40	**$1,700**
53158	49.5 to 50.5 feet	Vertical Change	-.27	5 ft	5	REF		
44084	53.6 to 54.6 feet	Vertical Change	-.57	5 ft	5	REF		
9852	55.6 to 73.5 feet	Cross Slope (Driveway)	2.0-3.0%	5 ft	90	SF	$40	**$3,580**
46196	62.0 to 68.6 feet	Vertical Change	-.47	5 ft	33	REF		
58397	67.8 to 95.8 feet	Driveway				REF		
46662	71.6 to 74.5 feet	Vertical Change	-.45	5 ft	15	REF		
9855	73.5 to 76.7 feet	Cross Slope (Driveway)	4.0-5.0%	5 ft	16	SF	$40	**$640**
9857	76.7 to 78.0 feet	Cross Slope (Driveway)	6.0-7.0%	5 ft	7	SF	$40	**$260**
9858	78.0 to 81.6 feet	Cross Slope (Driveway)	5.0-6.0%	5 ft	18	SF	$40	**$720**
45567	80.9 to 81.9 feet	Vertical Change	-.5	5 ft	5	REF		
9860	81.6 to 84.3 feet	Cross Slope (Driveway)	3.0-4.0%	5 ft	14	SF	$40	**$540**
9861	84.3 to 128.3 feet	Cross Slope (Driveway)	2.0-3.0%	5 ft	220	SF	$40	**$8,800**
42017	85.0 to 86.0 feet	Vertical Change	-.77	5 ft	5	REF		
46437	89.4 to 90.4 feet	Vertical Change	-.46	5 ft	5	REF		
42307	93.7 to 99.7 feet	Vertical Change	-.71	5 ft	30	REF		
49756	102.2 to 108.2 feet	Vertical Change	-.34	5 ft	30	REF		
49757	110.9 to 130.6 feet	Vertical Change	-.34	5 ft	99	REF		
58398	130.3 to 161.5 feet	Driveway				REF		
43139	131.7 to 136.9 feet	Vertical Change	-.63	5 ft	26	REF		
9866	132.2 to 138.8 feet	Cross Slope (Driveway)	2.0-3.0%	5 ft	33	SF	$40	**$1,320**
9868	138.8 to 144.4 feet	Cross Slope (Driveway)	4.0-5.0%	5 ft	28	SF	$40	**$1,120**

Funding Source: TBD **Year to be Completed** TBD

Street Side	Run ID	Survey Street Name	Starting Street Name	End Street Name	Priority
N	1908221502	ELM AVE	SANTA CRUZ BLVD	PINE ST	41.5

ID	Dist. from Corner	Barrier Type	As-is Measurement/Notes	Sidewalk Width	Qty	Unit	Cost	Total
48018	143.9 to 144.9 feet	Vertical Change	-.4	5 ft	5	REF		
9870	144.4 to 192.6 feet	Cross Slope (Driveway)	2.0-3.0%	5 ft	241	SF	$40	**$9,640**
50461	159.3 to 162.4 feet	Vertical Change	-.32	5 ft	15	REF		
43605	163.3 to 164.3 feet	Vertical Change	-.6	5 ft	5	REF		
54036	165.5 to 168.7 feet	Vertical Change	-.25	5 ft	16	REF		
44892	172.4 to 173.4 feet	Vertical Change	-.53	5 ft	5	REF		
53160	174.5 to 175.5 feet	Vertical Change	-.27	5 ft	5	REF		
53688	183.2 to 184.2 feet	Vertical Change	-.26	5 ft	5	REF		

TOTAL COST FOR: N *side of* **ELM AVE** *Starting at:* **SANTA CRUZ BLVD** **$35,572.50**

Funding Source: TBD **Year to be Completed** TBD

Street Side	Run ID	Survey Street Name	Starting Street Name	End Street Name	Priority
S	1908221546	ELM AVE	SANTA CRUZ BLVD	MAPLE ST	128

ID	Dist. from Corner	Barrier Type	As-is Measurement/Notes	Sidewalk Width	Qty	Unit	Cost	Total
10572	0.0 to 77.4 feet	Cross Slope (PAR)	2.0-3.0%	5 ft	387	SF	$120	**$46,440**
41776	17.2 to 18.2 feet	**Vertical Change**	-.86	5 ft	5	REF		
42317	27.2 to 28.2 feet	**Vertical Change**	-.71	5 ft	5	REF		
45302	37.2 to 38.2 feet	**Vertical Change**	-.51	5 ft	5	REF		
44727	57.3 to 58.3 feet	**Vertical Change**	-.54	5 ft	5	REF		
50907	97.2 to 100.6 feet	**Vertical Change**	-.31	5 ft	17	LF	$75	**$1,275**
10573	103.2 to 129.4 feet	Cross Slope (PAR)	2.0-3.0%	5 ft	131	SF	$120	**$15,720**
45100	107.2 to 108.2 feet	**Vertical Change**	-.52	5 ft	5	REF		
48573	117.1 to 118.1 feet	**Vertical Change**	-.38	5 ft	5	REF		
10575	132.5 to 145.6 feet	Cross Slope (PAR)	2.0-3.0%	5 ft	66	SF	$120	**$7,860**
45813	137.1 to 138.1 feet	**Vertical Change**	-.49	5 ft	5	REF		
10576	149.3 to 156.3 feet	Cross Slope (PAR)	2.0-3.0%	5 ft	35	SF	$120	**$4,200**
52704	154.8 to 155.8 feet	**Vertical Change**	-.28	5 ft	5	REF		
10577	159.5 to 162.0 feet	Cross Slope (PAR)	2.0-3.0%	5 ft	13	SF	$120	**$1,500**
10578	187.8 to 190.3 feet	Cross Slope (PAR)	2.0-3.0%	5 ft	13	SF	$120	**$1,500**
10579	192.4 to 210.9 feet	Cross Slope (PAR)	2.0-3.0%	5 ft	93	SF	$120	**$11,100**
10580	213.8 to 260.7 feet	Cross Slope (PAR)	2.0-3.0%	5 ft	235	SF	$120	**$28,140**
44112	252.0 to 253.0 feet	**Vertical Change**	-.57	5 ft	5	REF		
10583	263.2 to 521.7 feet	Cross Slope (PAR)	2.0-3.0%	5 ft	1293	SF	$120	**$155,100**
50115	321.9 to 322.9 feet	**Vertical Change**	-.33	5 ft	5	REF		
51814	332.0 to 333.0 feet	**Vertical Change**	-.3	5 ft	5	REF		
10604	533.6 to 546.7 feet	Cross Slope (PAR)	2.0-3.0%	5 ft	66	SF	$120	**$7,860**
10605	550.6 to 555.8 feet	Cross Slope (PAR)	2.0-3.0%	5 ft	26	SF	$120	**$3,120**
10606	560.3 to 561.8 feet	Cross Slope (PAR)	2.0-3.0%	5 ft	8	SF	$120	**$900**
10607	577.5 to 578.9 feet	Cross Slope (PAR)	2.0-3.0%	5 ft	7	SF	$120	**$840**
10608	587.2 to 602.2 feet	Cross Slope (PAR)	2.0-3.0%	5 ft	75	SF	$120	**$9,000**
51816	607.3 to 608.3 feet	**Vertical Change**	-.3	5 ft	5	LF	$75	**$375**
10609	617.8 to 622.1 feet	Cross Slope (PAR)	2.0-3.0%	5 ft	22	SF	$120	**$2,580**

Funding Source: TBD **Year to be Completed** TBD

Street Side	Run ID	Survey Street Name	Starting Street Name	End Street Name	Priority
S	1908221546	ELM AVE	SANTA CRUZ BLVD	MAPLE ST	128

ID	Dist. from Corner	Barrier Type	As-is Measurement/Notes	Sidewalk Width	Qty	Unit	Cost	Total
10610	624.3 to 642.1 feet	Cross Slope (PAR)	2.0-3.0%	5 ft	89	SF	$120	**$10,680**
10611	654.7 to 662.2 feet	Cross Slope (PAR)	2.0-3.0%	5 ft	37	SF	$120	**$4,500**
10612	669.7 to 674.7 feet	Cross Slope (PAR)	2.0-3.0%	5 ft	25	SF	$120	**$3,000**
47618	680.1 to 681.1 feet	**Vertical Change**	-.41	5 ft	5	LF	$75	**$375**
10613	735.6 to 743.5 feet	Cross Slope (PAR)	2.0-3.0%	5 ft	40	SF	$120	**$4,740**
10615	747.9 to 751.3 feet	Cross Slope (PAR)	2.0-3.0%	5 ft	17	SF	$120	**$2,040**
10616	758.2 to 760.3 feet	Cross Slope (PAR)	2.0-3.0%	5 ft	11	SF	$120	**$1,260**
10617	770.5 to 787.7 feet	Cross Slope (PAR)	2.0-3.0%	5 ft	86	SF	$120	**$10,320**
43294	784.0 to 785.0 feet	**Vertical Change**	-.62	5 ft	5	REF		
10619	792.6 to 801.8 feet	Cross Slope (PAR)	2.0-3.0%	5 ft	46	SF	$120	**$5,520**
10621	805.5 to 812.3 feet	Cross Slope (PAR)	2.0-3.0%	5 ft	34	SF	$120	**$4,080**
10622	814.5 to 869.9 feet	Cross Slope (PAR)	2.0-3.0%	5 ft	277	SF	$120	**$33,240**
49468	865.8 to 866.8 feet	**Vertical Change**	-.35	5 ft	5	REF		
10624	875.1 to 892.8 feet	Cross Slope (PAR)	2.0-3.0%	5 ft	89	SF	$120	**$10,620**
50908	883.4 to 884.4 feet	**Vertical Change**	-.31	5 ft	5	REF		
50116	891.8 to 892.8 feet	**Vertical Change**	-.33	5 ft	5	REF		
10626	892.8 to 897.6 feet	Cross Slope (PAR)	4.0-5.0%	5 ft	24	SF	$120	**$2,880**
10628	897.6 to 933.8 feet	Cross Slope (PAR)	2.0-3.0%	5 ft	181	SF	$120	**$21,720**
48294	897.8 to 898.8 feet	**Vertical Change**	-.39	5 ft	5	REF		
57236	900.9 to 901.9 feet	**Vertical Change**	.73	5 ft	5	REF		
44728	908.9 to 909.9 feet	**Vertical Change**	-.54	5 ft	5	REF		
45101	916.3 to 917.3 feet	**Vertical Change**	-.52	5 ft	5	REF		
46464	920.0 to 921.0 feet	**Vertical Change**	-.46	5 ft	5	REF		
47379	927.9 to 928.9 feet	**Vertical Change**	-.42	5 ft	5	REF		
58469	938.2 to 964.1 feet	Driveway				REF		
47619	943.9 to 944.9 feet	**Vertical Change**	-.41	5 ft	5	REF		
10631	947.4 to 961.9 feet	**Cross Slope (Driveway)**	10.0-11.0%	5 ft	73	SF	$40	**$2,900**
44729	954.3 to 955.3 feet	**Vertical Change**	-.54	5 ft	5	REF		

Funding Source: TBD **Year to be Completed** TBD

Street Side	Run ID	Survey Street Name	Starting Street Name	End Street Name	Priority
S	1908221546	ELM AVE	SANTA CRUZ BLVD	MAPLE ST	128

ID	Dist. from Corner	Barrier Type	As-is Measurement/Notes	Sidewalk Width	Qty	Unit	Cost	Total
40327	960.7 to 962.6 feet	Running Slope	5.0-6.0%	5 ft	10	REF		
45814	964.3 to 965.3 feet	Vertical Change	-.49	5 ft	5	REF		
10635	965.2 to 966.8 feet	Cross Slope (PAR)	2.0-3.0%	5 ft	8	SF	$120	**$960**
58470	968.7 to 994.6 feet	Driveway				REF		
10636	972.9 to 974.0 feet	Cross Slope (Driveway)	2.0-3.0%	5 ft	6	SF	$40	**$220**
46228	973.9 to 974.9 feet	Vertical Change	-.47	5 ft	5	REF		
57166	974.0 to 975.0 feet	Vertical Change	.69	5 ft	5	REF		
10637	977.0 to 992.6 feet	Cross Slope (Driveway)	9.0-10.0%	5 ft	78	SF	$40	**$3,120**
53202	984.3 to 985.3 feet	Vertical Change	-.27	5 ft	5	REF		
40328	991.5 to 993.2 feet	Running Slope	6.0-7.0%	5 ft	9	REF		
42919	994.9 to 995.9 feet	Vertical Change	-.65	5 ft	5	REF		
10639	995.6 to 999.0 feet	Cross Slope (PAR)	3.0-4.0%	5 ft	17	SF	$120	**$2,040**
10640	999.0 to 1012.8 feet	Cross Slope (PAR)	2.0-3.0%	5 ft	69	SF	$120	**$8,280**
47620	1005.2 to 1006.2 feet	Vertical Change	-.41	5 ft	5	REF		
10642	1012.8 to 1029.9 feet	Cross Slope (PAR)	4.0-5.0%	5 ft	86	SF	$120	**$10,260**
41709	1013.3 to 1014.3 feet	Vertical Change	-.89	5 ft	5	REF		
48868	1021.5 to 1022.5 feet	Vertical Change	-.37	5 ft	5	REF		
41357	1029.1 to 1030.1 feet	Vertical Change	-1.38	5 ft	5	REF		
10645	1030.8 to 1031.8 feet	Cross Slope (PAR)	2.0-3.0%	5 ft	5	SF	$120	**$600**
51817	1033.6 to 1034.6 feet	Vertical Change	-.3	5 ft	5	LF	$75	**$375**
10646	1039.3 to 1050.2 feet	Cross Slope (PAR)	2.0-3.0%	5 ft	55	SF	$120	**$6,540**
52245	1043.5 to 1044.5 feet	Vertical Change	-.29	5 ft	5	REF		
10648	1050.2 to 1063.8 feet	Cross Slope (PAR)	4.0-5.0%	5 ft	68	SF	$120	**$8,160**
49469	1053.6 to 1054.6 feet	Vertical Change	-.35	5 ft	5	REF		
58471	1056.8 to 1085.0 feet	Driveway				REF		
52246	1058.6 to 1059.6 feet	Vertical Change	-.29	5 ft	5	REF		
10650	1067.3 to 1080.6 feet	Cross Slope (Driveway)	10.0-11.0%	5 ft	66	SF	$40	**$2,660**
10652	1080.6 to 1082.3 feet	Cross Slope (Driveway)	12.0-13.0%	5 ft	9	SF	$40	**$340**

Funding Source: TBD **Year to be Completed** TBD

Street Side	Run ID	Survey Street Name	Starting Street Name	End Street Name	Priority
S	1908221546	ELM AVE	SANTA CRUZ BLVD	MAPLE ST	128

ID	Dist. from Corner	Barrier Type	As-is Measurement/Notes	Sidewalk Width	Qty	Unit	Cost	Total
40329	1081.6 to 1082.8 feet	Running Slope	6.0-7.0%	5 ft	6	REF		
10653	1086.7 to 1093.9 feet	Cross Slope (PAR)	2.0-3.0%	5 ft	36	SF	$120	**$4,320**
58472	1088.3 to 1114.6 feet	Driveway				REF		
10655	1097.9 to 1111.6 feet	**Cross Slope (Driveway)**	12.0-13.0%	5 ft	68	SF	$40	**$2,740**
48869	1104.4 to 1105.4 feet	**Vertical Change**	-.37	5 ft	5	REF		
40330	1110.9 to 1113.9 feet	Running Slope	5.0-6.0%	5 ft	15	REF		
10657	1116.3 to 1120.2 feet	Cross Slope (PAR)	3.0-4.0%	5 ft	20	SF	$120	**$2,340**
53747	1119.0 to 1120.0 feet	**Vertical Change**	-.26	5 ft	5	REF		
10659	1120.2 to 1125.6 feet	Cross Slope (PAR)	5.0-6.0%	5 ft	27	SF	$120	**$3,240**
47621	1123.9 to 1124.9 feet	**Vertical Change**	-.41	5 ft	5	REF		
10660	1125.6 to 1130.6 feet	Cross Slope (PAR)	6.0-7.0%	5 ft	25	SF	$120	**$3,000**
51818	1128.9 to 1129.9 feet	**Vertical Change**	-.3	5 ft	5	REF		
10661	1130.6 to 1144.9 feet	Cross Slope (PAR)	5.0-6.0%	5 ft	72	SF	$120	**$8,580**
53203	1133.9 to 1134.9 feet	**Vertical Change**	-.27	5 ft	5	REF		
41481	1143.9 to 1144.9 feet	**Vertical Change**	-1.12	5 ft	5	REF		
57291	1144.0 to 1145.0 feet	**Vertical Change**	.83	5 ft	5	REF		
10663	1144.9 to 1146.7 feet	Cross Slope (PAR)	3.0-4.0%	5 ft	9	SF	$120	**$1,080**
10664	1146.7 to 1166.5 feet	Cross Slope (PAR)	2.0-3.0%	5 ft	99	SF	$120	**$11,880**
46010	1148.9 to 1149.9 feet	**Vertical Change**	-.48	5 ft	5	REF		
50117	1159.0 to 1160.0 feet	**Vertical Change**	-.33	5 ft	5	REF		
56918	1164.1 to 1165.1 feet	**Vertical Change**	.51	5 ft	5	REF		
10666	1166.5 to 1184.2 feet	Cross Slope (PAR)	4.0-5.0%	5 ft	89	SF	$120	**$10,620**
44292	1169.0 to 1170.0 feet	**Vertical Change**	-.56	5 ft	5	REF		
53748	1174.1 to 1175.1 feet	**Vertical Change**	-.26	5 ft	5	REF		
58473	1178.6 to 1202.1 feet	Driveway				REF		
52705	1179.0 to 1180.0 feet	**Vertical Change**	-.28	5 ft	5	REF		
10668	1187.7 to 1202.2 feet	**Cross Slope (Driveway)**	10.0-11.0%	5 ft	73	SF	$40	**$2,900**
50118	1194.4 to 1195.4 feet	**Vertical Change**	-.33	5 ft	5	REF		

Funding Source: TBD **Year to be Completed** TBD

Street Side	Run ID	Survey Street Name	Starting Street Name	End Street Name	Priority
S	1908221546	ELM AVE	SANTA CRUZ BLVD	MAPLE ST	128

ID	Dist. from Corner	Barrier Type	As-is Measurement/Notes	Sidewalk Width	Qty	Unit	Cost	Total
10671	1206.3 to 1214.0 feet	Cross Slope (PAR)	2.0-3.0%	5 ft	39	SF	$120	**$4,620**
45815	1209.5 to 1210.5 feet	**Vertical Change**	-.49	5 ft	5	REF		
58474	1209.7 to 1235.6 feet	Driveway				REF		
50510	1214.0 to 1215.0 feet	**Vertical Change**	-.32	5 ft	5	REF		
10672	1217.7 to 1230.2 feet	**Cross Slope (Driveway)**	9.0-10.0%	5 ft	63	SF	$40	**$2,500**
51819	1224.7 to 1225.7 feet	**Vertical Change**	-.3	5 ft	5	REF		
10676	1230.2 to 1232.1 feet	**Cross Slope (Driveway)**	11.0-12.0%	5 ft	9	SF	$40	**$380**
40331	1231.3 to 1232.6 feet	Running Slope	9.0-10.0%	5 ft	6	REF		
10677	1235.4 to 1254.9 feet	**Cross Slope (Driveway)**	2.0-3.0%	5 ft	98	SF	$40	**$3,900**
44293	1249.3 to 1250.3 feet	**Vertical Change**	-.56	5 ft	5	REF		
44113	1254.4 to 1255.4 feet	**Vertical Change**	-.57	5 ft	5	REF		
10679	1254.9 to 1294.5 feet	Cross Slope (PAR)	4.0-5.0%	5 ft	198	SF	$120	**$23,760**
42405	1259.3 to 1260.3 feet	**Vertical Change**	-.7	5 ft	5	REF		
47622	1269.3 to 1270.3 feet	**Vertical Change**	-.41	5 ft	5	REF		
46229	1274.4 to 1275.4 feet	**Vertical Change**	-.47	5 ft	5	REF		
53204	1279.3 to 1280.3 feet	**Vertical Change**	-.27	5 ft	5	REF		
48870	1285.7 to 1286.7 feet	**Vertical Change**	-.37	5 ft	5	REF		
53205	1292.2 to 1293.2 feet	**Vertical Change**	-.27	5 ft	5	REF		
10683	1294.5 to 1304.2 feet	Cross Slope (PAR)	2.0-3.0%	5 ft	49	SF	$120	**$5,820**
48295	1298.1 to 1299.1 feet	**Vertical Change**	-.39	5 ft	5	REF		
58475	1299.2 to 1323.8 feet	Driveway				REF		
48296	1304.2 to 1305.2 feet	**Vertical Change**	-.39	5 ft	5	REF		
10685	1304.2 to 1305.2 feet	**Cross Slope (Driveway)**	4.0-5.0%	5 ft	5	SF	$40	**$200**
10686	1308.2 to 1322.5 feet	**Cross Slope (Driveway)**	10.0-11.0%	5 ft	72	SF	$40	**$2,860**
48871	1314.9 to 1315.9 feet	**Vertical Change**	-.37	5 ft	5	REF		
40332	1322.3 to 1324.3 feet	Running Slope	6.0-7.0%	5 ft	10	REF		
10688	1326.5 to 1334.0 feet	Cross Slope (PAR)	3.0-4.0%	5 ft	38	SF	$120	**$4,500**
49470	1326.6 to 1327.6 feet	**Vertical Change**	-.35	5 ft	5	REF		

Funding Source: TBD **Year to be Completed** TBD

Street Side	Run ID	Survey Street Name	Starting Street Name	End Street Name	Priority
S	1908221546	ELM AVE	SANTA CRUZ BLVD	MAPLE ST	128

ID	Dist. from Corner	Barrier Type	As-is Measurement/Notes	Sidewalk Width	Qty	Unit	Cost	Total
58476	1328.1 to 1364.5 feet	Driveway				REF		
48297	1333.6 to 1334.6 feet	Vertical Change	-.39	5 ft	5	REF		
10689	1338.0 to 1356.6 feet	Cross Slope (Driveway)	10.0-11.0%	5 ft	93	SF	$40	**$3,720**
50119	1351.9 to 1352.9 feet	Vertical Change	-.33	5 ft	5	REF		
10691	1356.6 to 1363.0 feet	Cross Slope (Driveway)	8.0-9.0%	5 ft	32	SF	$40	**$1,280**
44509	1358.8 to 1359.8 feet	Vertical Change	-.55	5 ft	5	REF		
45592	1365.6 to 1366.6 feet	Vertical Change	-.5	5 ft	5	REF		
10692	1366.0 to 1390.6 feet	Cross Slope (PAR)	3.0-4.0%	5 ft	123	SF	$120	**$14,760**
53206	1369.0 to 1370.0 feet	Vertical Change	-.27	5 ft	5	REF		
49800	1376.4 to 1377.4 feet	Vertical Change	-.34	5 ft	5	REF		
51820	1388.8 to 1389.8 feet	Vertical Change	-.3	5 ft	5	REF		
10693	1390.6 to 1414.2 feet	Cross Slope (PAR)	2.0-3.0%	5 ft	118	SF	$120	**$14,160**
52706	1398.7 to 1399.7 feet	Vertical Change	-.28	5 ft	5	REF		
50909	1403.6 to 1404.6 feet	Vertical Change	-.31	5 ft	5	REF		
58477	1409.0 to 1444.9 feet	Driveway				REF		
10696	1417.7 to 1430.3 feet	Cross Slope (Driveway)	9.0-10.0%	5 ft	63	SF	$40	**$2,520**
10699	1430.3 to 1442.7 feet	Cross Slope (Driveway)	11.0-12.0%	5 ft	62	SF	$40	**$2,480**
10701	1446.3 to 1455.6 feet	Cross Slope (PAR)	4.0-5.0%	5 ft	47	SF	$120	**$5,580**
58478	1448.9 to 1475.3 feet	Driveway				REF		
10704	1458.3 to 1472.4 feet	Cross Slope (Driveway)	9.0-10.0%	5 ft	71	SF	$40	**$2,820**
10707	1475.9 to 1477.3 feet	Cross Slope (PAR)	3.0-4.0%	5 ft	7	SF	$120	**$840**
10708	1477.3 to 1545.7 feet	Cross Slope (PAR)	2.0-3.0%	5 ft	342	SF	$120	**$41,040**
53207	1504.9 to 1505.9 feet	Vertical Change	-.27	5 ft	5	REF		
53208	1519.6 to 1520.6 feet	Vertical Change	-.27	5 ft	5	REF		
52707	1524.6 to 1525.6 feet	Vertical Change	-.28	5 ft	5	REF		
50120	1529.6 to 1530.6 feet	Vertical Change	-.33	5 ft	5	REF		
53749	1534.6 to 1535.6 feet	Vertical Change	-.26	5 ft	5	REF		
58479	1537.0 to 1564.6 feet	Driveway				REF		
51821	1539.5 to 1540.5 feet	Vertical Change	-.3	5 ft	5	REF		

Funding Source: TBD **Year to be Completed** TBD

Street Side	Run ID	Survey Street Name	Starting Street Name	End Street Name	Priority
S	1908221546	ELM AVE	SANTA CRUZ BLVD	MAPLE ST	128

ID	Dist. from Corner	Barrier Type	As-is Measurement/Notes	Sidewalk Width	Qty	Unit	Cost	Total
50910	1544.3 to 1545.3 feet	Vertical Change	-.31	5 ft	5	REF		
10717	1548.9 to 1564.0 feet	Cross Slope (Driveway)	9.0-10.0%	5 ft	76	SF	$40	$3,020
48574	1555.2 to 1556.2 feet	Vertical Change	-.38	5 ft	5	REF		
48298	1566.5 to 1567.5 feet	Vertical Change	-.39	5 ft	5	REF		
10720	1566.6 to 1574.6 feet	Cross Slope (PAR)	4.0-5.0%	5 ft	40	SF	$120	$4,800
58480	1569.1 to 1604.9 feet	Driveway				REF		
49801	1574.3 to 1575.3 feet	Vertical Change	-.34	5 ft	5	REF		
10723	1578.2 to 1601.8 feet	Cross Slope (Driveway)	10.0-11.0%	5 ft	118	SF	$40	$4,720
49802	1585.2 to 1586.2 feet	Vertical Change	-.34	5 ft	5	REF		
49471	1592.1 to 1593.1 feet	Vertical Change	-.35	5 ft	5	REF		
48575	1605.2 to 1606.2 feet	Vertical Change	-.38	5 ft	5	REF		
10725	1605.7 to 1635.7 feet	Cross Slope (PAR)	4.0-5.0%	5 ft	150	SF	$120	$18,000
49472	1614.2 to 1615.2 feet	Vertical Change	-.35	5 ft	5	REF		
52247	1619.1 to 1620.1 feet	Vertical Change	-.29	5 ft	5	REF		
49473	1624.1 to 1625.1 feet	Vertical Change	-.35	5 ft	5	REF		
48299	1629.0 to 1630.0 feet	Vertical Change	-.39	5 ft	5	REF		
48300	1634.1 to 1635.1 feet	Vertical Change	-.39	5 ft	5	REF		
10729	1635.7 to 1654.4 feet	Cross Slope (PAR)	2.0-3.0%	5 ft	94	SF	$120	$11,220
52248	1639.0 to 1640.0 feet	Vertical Change	-.29	5 ft	5	REF		
52708	1644.1 to 1645.1 feet	Vertical Change	-.28	5 ft	5	REF		
58481	1647.5 to 1683.9 feet	Driveway				REF		
50911	1651.9 to 1652.9 feet	Vertical Change	-.31	5 ft	5	REF		
10731	1654.4 to 1655.4 feet	Cross Slope (Driveway)	4.0-5.0%	5 ft	5	SF	$40	$200
10732	1658.1 to 1671.5 feet	Cross Slope (Driveway)	9.0-10.0%	5 ft	67	SF	$40	$2,680
45102	1661.3 to 1662.3 feet	Vertical Change	-.52	5 ft	5	REF		
10736	1671.5 to 1683.1 feet	Cross Slope (Driveway)	11.0-12.0%	5 ft	58	SF	$40	$2,320
52249	1675.2 to 1676.2 feet	Vertical Change	-.29	5 ft	5	REF		
40333	1682.0 to 1684.0 feet	Running Slope	5.0-6.0%	5 ft	10	REF		

Funding Source: TBD **Year to be Completed** TBD

Street Side	Run ID	Survey Street Name	Starting Street Name	End Street Name	Priority
S	1908221546	ELM AVE	SANTA CRUZ BLVD	MAPLE ST	128

ID	Dist. from Corner	Barrier Type	As-is Measurement/Notes	Sidewalk Width	Qty	Unit	Cost	Total
48301	1686.3 to 1687.3 feet	Vertical Change	-.39	5 ft	5	REF		
10738	1687.2 to 1693.8 feet	Cross Slope (PAR)	3.0-4.0%	5 ft	33	SF	$120	$3,960
58482	1689.3 to 1715.6 feet	Driveway				REF		
10739	1697.2 to 1713.5 feet	Cross Slope (Driveway)	9.0-10.0%	5 ft	82	SF	$40	$3,260
49154	1705.2 to 1706.2 feet	Vertical Change	-.36	5 ft	5	REF		
40334	1713.0 to 1714.1 feet	Running Slope	5.0-6.0%	5 ft	6	REF		
49155	1716.4 to 1717.4 feet	Vertical Change	-.36	5 ft	5	REF		
10741	1717.0 to 1723.5 feet	Cross Slope (PAR)	4.0-5.0%	5 ft	33	SF	$120	$3,900
10743	1723.5 to 1746.3 feet	Cross Slope (PAR)	2.0-3.0%	5 ft	114	SF	$120	$13,680
48302	1726.3 to 1727.3 feet	Vertical Change	-.39	5 ft	5	REF		
50511	1730.9 to 1731.9 feet	Vertical Change	-.32	5 ft	5	REF		
48303	1740.1 to 1741.1 feet	Vertical Change	-.39	5 ft	5	REF		
47135	1745.0 to 1746.0 feet	Vertical Change	-.43	5 ft	5	REF		

TOTAL COST FOR: S *side of* **ELM AVE** *Starting at:* **SANTA CRUZ BLVD** **$719,140.00**

Funding Source: TBD **Year to be Completed** TBD

Street Side	Run ID	Survey Street Name	Starting Street Name	End Street Name	Priority
N	1908221535	ENGLEWOOD AVE	SANTA CRUZ BLVD	SIDEWALK ENDS	40

ID	Dist. from Corner	Barrier Type	As-is Measurement/Notes	Sidewalk Width	Qty	Unit	Cost	Total
10454	1.3 to 6.3 feet	Cross Slope (PAR)	2.0-3.0%	5 ft	25	SF	$120	**$3,000**
10455	9.5 to 38.7 feet	Cross Slope (PAR)	2.0-3.0%	5 ft	146	SF	$120	**$17,520**
50105	10.4 to 11.4 feet	**Vertical Change**	-.33	5 ft	5	REF		
46680	14.6 to 32.3 feet	**Vertical Change**	-.45	5 ft	88	REF		
58453	24.9 to 52.8 feet	Driveway				REF		
43021	36.8 to 37.8 feet	**Vertical Change**	-.64	5 ft	5	REF		
42917	42.5 to 43.5 feet	**Vertical Change**	-.65	5 ft	5	REF		
44909	47.9 to 48.9 feet	**Vertical Change**	-.53	5 ft	5	REF		
10460	49.9 to 54.1 feet	**Cross Slope (Driveway)**	2.0-3.0%	5 ft	21	SF	$40	**$840**
46004	53.4 to 54.4 feet	**Vertical Change**	-.48	5 ft	5	REF		
58454	56.6 to 81.5 feet	Driveway				REF		
51809	57.7 to 58.7 feet	**Vertical Change**	-.3	5 ft	5	REF		
46005	61.8 to 62.8 feet	**Vertical Change**	-.48	5 ft	5	REF		
10461	65.9 to 67.1 feet	**Cross Slope (Driveway)**	2.0-3.0%	5 ft	6	SF	$40	**$240**
46908	67.4 to 68.4 feet	**Vertical Change**	-.44	5 ft	5	REF		
46681	72.8 to 73.8 feet	**Vertical Change**	-.45	5 ft	5	REF		
45805	78.5 to 79.5 feet	**Vertical Change**	-.49	5 ft	5	REF		
41775	84.4 to 85.4 feet	**Vertical Change**	-.86	5 ft	5	REF		
10462	84.7 to 164.7 feet	Cross Slope (PAR)	2.0-3.0%	5 ft	400	SF	$120	**$48,000**
46006	86.7 to 87.7 feet	**Vertical Change**	-.48	5 ft	5	REF		
50500	91.0 to 98.6 feet	**Vertical Change**	-.32	5 ft	38	REF		
54073	102.1 to 107.4 feet	**Vertical Change**	-.25	5 ft	27	REF		
52697	110.5 to 111.5 feet	**Vertical Change**	-.28	5 ft	5	REF		
45806	114.6 to 134.6 feet	**Vertical Change**	-.49	5 ft	100	REF		
50896	137.8 to 141.0 feet	**Vertical Change**	-.31	5 ft	16	REF		
52698	144.1 to 149.0 feet	**Vertical Change**	-.28	5 ft	25	REF		
47615	151.9 to 152.9 feet	**Vertical Change**	-.41	5 ft	5	REF		
58455	153.1 to 178.7 feet	Driveway				REF		

Funding Source: TBD **Year to be Completed** TBD

Street Side	Run ID	Survey Street Name	Starting Street Name	End Street Name	Priority
N	1908221535	ENGLEWOOD AVE	SANTA CRUZ BLVD	SIDEWALK ENDS	40

ID	Dist. from Corner	Barrier Type	As-is Measurement/Notes	Sidewalk Width	Qty	Unit	Cost	Total
46225	156.2 to 157.2 feet	Vertical Change	-.47	5 ft	5	REF		
46007	159.5 to 160.5 feet	Vertical Change	-.48	5 ft	5	REF		
46682	163.6 to 164.6 feet	Vertical Change	-.45	5 ft	5	REF		
46008	167.7 to 168.7 feet	Vertical Change	-.48	5 ft	5	REF		
10472	169.0 to 181.3 feet	Cross Slope (Driveway)	2.0-3.0%	5 ft	62	SF	$40	**$2,460**
49780	171.8 to 172.8 feet	Vertical Change	-.34	5 ft	5	REF		
45585	176.2 to 177.2 feet	Vertical Change	-.5	5 ft	5	REF		
43458	181.9 to 188.4 feet	Vertical Change	-.61	5 ft	33	SF	$75	**$2,438**
58456	182.9 to 211.0 feet	Driveway				REF		
10475	184.8 to 195.5 feet	Cross Slope (Driveway)	2.0-3.0%	5 ft	54	SF	$40	**$2,140**
43459	190.9 to 191.9 feet	Vertical Change	-.61	5 ft	5	REF		
45097	194.8 to 195.8 feet	Vertical Change	-.52	5 ft	5	REF		
10479	198.4 to 200.3 feet	Cross Slope (Driveway)	2.0-3.0%	5 ft	10	SF	$40	**$380**
46909	198.6 to 199.6 feet	Vertical Change	-.44	5 ft	5	REF		
44910	203.1 to 204.1 feet	Vertical Change	-.53	5 ft	5	REF		
45586	207.8 to 208.8 feet	Vertical Change	-.5	5 ft	5	REF		
46460	212.8 to 215.7 feet	Vertical Change	-.46	5 ft	15	LF	$75	**$1,088**
10480	218.0 to 237.1 feet	Cross Slope (PAR)	2.0-3.0%	5 ft	96	SF	$120	**$11,460**
44287	221.4 to 222.4 feet	Vertical Change	-.56	5 ft	5	REF		
53199	228.1 to 233.6 feet	Vertical Change	-.27	5 ft	28	REF		
46683	238.8 to 246.0 feet	Vertical Change	-.45	5 ft	36	LF	$75	**$2,700**
10483	248.8 to 275.7 feet	Cross Slope (PAR)	2.0-3.0%	5 ft	135	SF	$120	**$16,140**
51810	255.3 to 256.3 feet	Vertical Change	-.3	5 ft	5	REF		
44106	257.2 to 258.2 feet	Vertical Change	-.57	5 ft	5	REF		
51811	259.4 to 286.1 feet	Vertical Change	-.3	5 ft	134	REF		
58457	275.8 to 305.8 feet	Driveway				REF		
10486	287.0 to 303.6 feet	Cross Slope (Driveway)	2.0-3.0%	5 ft	83	SF	$40	**$3,320**
44502	289.6 to 290.6 feet	Vertical Change	-.55	5 ft	5	REF		

Funding Source: TBD **Year to be Completed** TBD

Street Side	Run ID	Survey Street Name	Starting Street Name	End Street Name	Priority
N	1908221535	ENGLEWOOD AVE	SANTA CRUZ BLVD	SIDEWALK ENDS	40

ID	Dist. from Corner	Barrier Type	As-is Measurement/Notes	Sidewalk Width	Qty	Unit	Cost	Total
44107	294.1 to 295.1 feet	Vertical Change	-.57	5 ft	5	REF		
43766	298.0 to 299.0 feet	Vertical Change	-.59	5 ft	5	REF		
45298	302.0 to 309.2 feet	Vertical Change	-.51	5 ft	36	REF		
58458	308.6 to 337.7 feet	Driveway				REF		
41278	310.1 to 311.1 feet	Vertical Change	-1.66	5 ft	5	REF		
46462	311.8 to 314.5 feet	Vertical Change	-.46	5 ft	14	REF		
10487	312.4 to 315.0 feet	Cross Slope (Driveway)	2.0-3.0%	5 ft	13	SF	$40	**$520**
10489	315.0 to 332.3 feet	Cross Slope (Driveway)	4.0-5.0%	5 ft	87	SF	$40	**$3,460**
44504	317.4 to 318.4 feet	Vertical Change	-.55	5 ft	5	REF		
44911	321.5 to 322.5 feet	Vertical Change	-.53	5 ft	5	REF		
43616	325.4 to 326.4 feet	Vertical Change	-.6	5 ft	5	REF		
46463	330.0 to 331.0 feet	Vertical Change	-.46	5 ft	5	REF		
10491	332.3 to 369.7 feet	Cross Slope (Driveway)	2.0-3.0%	5 ft	187	SF	$40	**$7,480**
45299	334.6 to 335.6 feet	Vertical Change	-.51	5 ft	5	REF		
44108	339.0 to 340.0 feet	Vertical Change	-.57	5 ft	5	REF		
41265	341.3 to 342.3 feet	Vertical Change	-1.74	5 ft	5	REF		
52234	343.3 to 346.3 feet	Vertical Change	-.29	5 ft	15	REF		
52235	351.0 to 356.0 feet	Vertical Change	-.29	5 ft	25	REF		
43617	357.3 to 358.3 feet	Vertical Change	-.6	5 ft	5	REF		
49782	359.4 to 366.3 feet	Vertical Change	-.34	5 ft	35	REF		
49784	369.3 to 370.3 feet	Vertical Change	-.34	5 ft	5	REF		

TOTAL COST FOR: N *side of* **ENGLEWOOD AVE** *Starting at:* **SANTA CRUZ BLVD** **$123,185.00**

Funding Source: TBD **Year to be Completed** TBD

Street Side	Run ID	Survey Street Name	Starting Street Name	End Street Name	Priority
S	1908221537	ENGLEWOOD AVE	SIDEWALK BEGINS	SANTA CRUZ BLVD	61.25

ID	Dist. from Corner	Barrier Type	As-is Measurement/Notes	Sidewalk Width	Qty	Unit	Cost	Total
58459	0.0 to 22.4 feet	Driveway				REF		
50110	0.3 to 1.3 feet	Vertical Change	-.33	5 ft	5	REF		
10493	3.4 to 5.4 feet	Cross Slope (Driveway)	10.0-11.0%	5 ft	10	SF	$40	$400
10495	5.4 to 19.4 feet	Cross Slope (Driveway)	8.0-9.0%	5 ft	70	SF	$40	$2,800
42196	11.2 to 12.2 feet	Vertical Change	-.73	5 ft	5	REF		
42315	35.1 to 36.1 feet	Vertical Change	-.71	5 ft	5	SF	$75	$375
58460	41.8 to 68.6 feet	Driveway				REF		
42316	47.9 to 48.9 feet	Vertical Change	-.71	5 ft	5	REF		
10496	51.8 to 66.6 feet	Cross Slope (Driveway)	9.0-10.0%	5 ft	74	SF	$40	$2,960
44505	58.9 to 59.9 feet	Vertical Change	-.55	5 ft	5	REF		
40323	65.3 to 67.6 feet	Running Slope	5.0-6.0%	5 ft	11	REF		
42694	69.9 to 70.9 feet	Vertical Change	-.67	5 ft	5	SF	$75	$375
42918	82.4 to 83.4 feet	Vertical Change	-.65	5 ft	5	SF	$75	$375
58461	86.3 to 117.9 feet	Driveway				REF		
10500	88.2 to 92.8 feet	Cross Slope (Driveway)	2.0-3.0%	5 ft	23	SF	$40	$920
43767	94.8 to 95.8 feet	Vertical Change	-.59	5 ft	5	REF		
10501	97.0 to 113.0 feet	Cross Slope (Driveway)	2.0-3.0%	5 ft	80	SF	$40	$3,200
43768	106.2 to 107.2 feet	Vertical Change	-.59	5 ft	5	REF		
10505	113.0 to 117.4 feet	Cross Slope (Driveway)	4.0-5.0%	5 ft	22	SF	$40	$880
10508	117.4 to 163.8 feet	Cross Slope (Driveway)	2.0-3.0%	5 ft	232	SF	$40	$9,280
46226	117.8 to 118.8 feet	Vertical Change	-.47	5 ft	5	REF		
52236	121.7 to 130.7 feet	Vertical Change	-.29	5 ft	45	REF		
43927	133.8 to 134.8 feet	Vertical Change	-.58	5 ft	5	REF		
52238	135.6 to 145.5 feet	Vertical Change	-.29	5 ft	50	REF		
50903	149.0 to 150.0 feet	Vertical Change	-.31	5 ft	5	REF		
58462	150.1 to 179.8 feet	Driveway				REF		
41752	153.6 to 154.6 feet	Vertical Change	-.87	5 ft	5	REF		
44506	153.6 to 154.6 feet	Vertical Change	-.55	5 ft	5	REF		
56933	153.7 to 154.7 feet	Vertical Change	.53	5 ft	5	REF		

Funding Source: TBD **Year to be Completed** TBD

Street Side	Run ID	Survey Street Name	Starting Street Name	End Street Name	Priority
S	1908221537	ENGLEWOOD AVE	SIDEWALK BEGINS	SANTA CRUZ BLVD	61.25

ID	Dist. from Corner	Barrier Type	As-is Measurement/Notes	Sidewalk Width	Qty	Unit	Cost	Total
44507	155.6 to 158.6 feet	Vertical Change	-.55	5 ft	15	REF		
10513	176.6 to 187.2 feet	Cross Slope (Driveway)	2.0-3.0%	5 ft	53	SF	$40	**$2,120**
44914	180.3 to 183.5 feet	Vertical Change	-.53	5 ft	16	REF		
58463	182.8 to 207.0 feet	Driveway				REF		
41654	184.5 to 185.5 feet	Vertical Change	-.93	5 ft	5	REF		
44915	186.2 to 192.5 feet	Vertical Change	-.53	5 ft	32	REF		
10515	187.2 to 191.2 feet	Cross Slope (Driveway)	4.0-5.0%	5 ft	20	SF	$40	**$800**
10517	191.2 to 192.6 feet	Cross Slope (Driveway)	2.0-3.0%	5 ft	7	SF	$40	**$280**
45588	195.9 to 196.9 feet	Vertical Change	-.5	5 ft	5	REF		
41789	200.0 to 201.0 feet	Vertical Change	-.85	5 ft	5	REF		
45589	204.2 to 205.2 feet	Vertical Change	-.5	5 ft	5	REF		
42150	208.5 to 209.5 feet	Vertical Change	-.74	5 ft	5	SF	$75	**$375**
10518	210.9 to 239.0 feet	Cross Slope (PAR)	2.0-3.0%	5 ft	141	SF	$120	**$16,860**
45300	211.7 to 215.1 feet	Vertical Change	-.51	5 ft	17	REF		
44110	218.6 to 244.9 feet	Vertical Change	-.57	5 ft	132	REF		
10522	241.5 to 243.0 feet	Cross Slope (PAR)	2.0-3.0%	5 ft	8	SF	$120	**$900**
10523	245.9 to 257.7 feet	Cross Slope (PAR)	2.0-3.0%	5 ft	59	SF	$120	**$7,080**
45811	247.5 to 248.5 feet	Vertical Change	-.49	5 ft	5	REF		
49789	253.0 to 275.3 feet	Vertical Change	-.34	5 ft	112	REF		
10525	265.6 to 267.2 feet	Cross Slope (PAR)	2.0-3.0%	5 ft	8	SF	$120	**$960**
10526	270.6 to 288.2 feet	Cross Slope (PAR)	2.0-3.0%	5 ft	88	SF	$120	**$10,560**
58464	275.2 to 306.6 feet	Driveway				REF		
43292	279.4 to 284.6 feet	Vertical Change	-.62	5 ft	26	REF		
56917	283.9 to 284.9 feet	Vertical Change	.51	5 ft	5	REF		
43928	289.5 to 290.5 feet	Vertical Change	-.58	5 ft	5	REF		
43160	295.2 to 296.2 feet	Vertical Change	-.63	5 ft	5	REF		
44111	300.8 to 301.8 feet	Vertical Change	-.57	5 ft	5	REF		
10527	302.3 to 324.3 feet	Cross Slope (Driveway)	2.0-3.0%	5 ft	110	SF	$40	**$4,400**

Funding Source: TBD **Year to be Completed** TBD

Street Side	Run ID	Survey Street Name	Starting Street Name	End Street Name	Priority
S	1908221537	ENGLEWOOD AVE	SIDEWALK BEGINS	SANTA CRUZ BLVD	61.25

ID	Dist. from Corner	Barrier Type	As-is Measurement/Notes	Sidewalk Width	Qty	Unit	Cost	Total
44289	306.6 to 309.6 feet	Vertical Change	-.56	5 ft	15	REF		
58465	309.0 to 336.5 feet	Driveway				REF		
43929	312.6 to 316.8 feet	Vertical Change	-.58	5 ft	21	REF		
44725	320.4 to 321.4 feet	Vertical Change	-.54	5 ft	5	REF		
42500	325.8 to 326.8 feet	Vertical Change	-.69	5 ft	5	REF		
43930	331.8 to 332.8 feet	Vertical Change	-.58	5 ft	5	REF		
10532	332.7 to 366.7 feet	Cross Slope (Driveway)	2.0-3.0%	5 ft	170	SF	$40	**$6,800**
52700	336.8 to 337.8 feet	Vertical Change	-.28	5 ft	5	REF		
43770	337.3 to 340.5 feet	Vertical Change	-.59	5 ft	16	REF		
54074	341.6 to 348.9 feet	Vertical Change	-.25	5 ft	37	REF		
44726	349.9 to 357.6 feet	Vertical Change	-.54	5 ft	39	REF		
52701	358.8 to 361.9 feet	Vertical Change	-.28	5 ft	16	REF		

TOTAL COST FOR: S *side of* **ENGLEWOOD AVE** *Starting at:* **SIDEWALK BEGINS** **$72,700.00**

Funding Source: TBD **Year to be Completed** TBD

Street Side	Run ID	Survey Street Name	Starting Street Name	End Street Name	Priority
E	1908211234	FALLEN LEAF WAY	S LAKE TAHOE DR	SIDEWALK ENDS	59.5

ID	Dist. from Corner	Barrier Type	As-is Measurement/Notes	Sidewalk Width	Qty	Unit	Cost	Total
4227	0.0 to 6.3 feet	Cross Slope (PAR)	3.0-4.0%	5 ft	32	SF	$120	**$3,780**
51621	1.2 to 2.2 feet	**Vertical Change**	-.3	5 ft	5	REF		
4228	6.3 to 38.3 feet	Cross Slope (PAR)	2.0-3.0%	5 ft	160	SF	$120	**$19,200**
53516	23.6 to 24.6 feet	**Vertical Change**	-.26	5 ft	5	REF		
49020	36.1 to 37.1 feet	**Vertical Change**	-.36	5 ft	5	REF		
4232	79.2 to 101.2 feet	Cross Slope (PAR)	2.0-3.0%	5 ft	110	SF	$120	**$13,200**
53960	89.2 to 90.2 feet	**Vertical Change**	-.25	5 ft	5	REF		
52484	112.2 to 113.2 feet	**Vertical Change**	-.28	5 ft	5	LF	$75	**$375**
50709	117.1 to 118.1 feet	**Vertical Change**	-.31	5 ft	5	LF	$75	**$375**
4233	126.4 to 131.7 feet	Cross Slope (PAR)	2.0-3.0%	5 ft	26	SF	$120	**$3,180**
4234	137.3 to 138.8 feet	Cross Slope (PAR)	2.0-3.0%	5 ft	8	SF	$120	**$900**
4235	147.7 to 167.8 feet	Cross Slope (PAR)	2.0-3.0%	5 ft	101	SF	$120	**$12,060**
53517	157.3 to 158.3 feet	**Vertical Change**	-.26	5 ft	5	REF		
53518	174.9 to 175.9 feet	**Vertical Change**	-.26	5 ft	5	LF	$75	**$375**
4238	179.6 to 201.3 feet	Cross Slope (PAR)	2.0-3.0%	5 ft	109	SF	$120	**$13,020**
53519	183.3 to 184.3 feet	**Vertical Change**	-.26	5 ft	5	REF		
4240	214.1 to 221.7 feet	Cross Slope (PAR)	2.0-3.0%	5 ft	38	SF	$120	**$4,560**
4241	226.3 to 238.7 feet	Cross Slope (PAR)	2.0-3.0%	5 ft	62	SF	$120	**$7,440**
4242	295.6 to 309.0 feet	Cross Slope (PAR)	2.0-3.0%	5 ft	67	SF	$120	**$8,040**
41399	324.3 to 325.3 feet	**Vertical Change**	-1.27	5 ft	5	SF	$75	**$375**
57448	324.3 to 325.3 feet	**Vertical Change**	1.32	5 ft	5	SF	$75	**$375**
4243	326.8 to 328.6 feet	Cross Slope (PAR)	5.0-6.0%	5 ft	9	SF	$120	**$1,080**
41467	327.2 to 328.2 feet	**Vertical Change**	-1.13	5 ft	5	REF		
52485	345.9 to 347.0 feet	**Vertical Change**	-.28	5 ft	6	LF	$75	**$413**
41468	351.3 to 352.3 feet	**Vertical Change**	-1.13	5 ft	5	SF	$75	**$375**
57339	351.3 to 352.3 feet	**Vertical Change**	.97	5 ft	5	SF	$75	**$375**
47026	369.0 to 370.0 feet	**Vertical Change**	-.43	5 ft	5	LF	$75	**$375**
4244	371.8 to 382.3 feet	Cross Slope (PAR)	2.0-3.0%	5 ft	53	SF	$120	**$6,300**

Funding Source: TBD **Year to be Completed** TBD

Street Side	Run ID	Survey Street Name	Starting Street Name	End Street Name	Priority
E	1908211234	FALLEN LEAF WAY	S LAKE TAHOE DR	SIDEWALK ENDS	59.5

ID	Dist. from Corner	Barrier Type	As-is Measurement/Notes	Sidewalk Width	Qty	Unit	Cost	Total
4245	392.8 to 398.3 feet	Cross Slope (PAR)	2.0-3.0%	5 ft	28	SF	$120	**$3,300**
52990	397.1 to 398.1 feet	**Vertical Change**	-.27	5 ft	5	REF		
4246	429.8 to 430.8 feet	Cross Slope (PAR)	2.0-3.0%	5 ft	5	SF	$120	**$600**
4247	435.4 to 627.9 feet	Cross Slope (PAR)	2.0-3.0%	5 ft	963	SF	$120	**$115,500**
49324	449.0 to 450.0 feet	**Vertical Change**	-.35	5 ft	5	REF		
50710	488.5 to 489.5 feet	**Vertical Change**	-.31	5 ft	5	REF		
51622	508.6 to 509.6 feet	**Vertical Change**	-.3	5 ft	5	REF		
52991	540.1 to 541.1 feet	**Vertical Change**	-.27	5 ft	5	REF		
52992	544.7 to 545.7 feet	**Vertical Change**	-.27	5 ft	5	REF		
50331	549.7 to 550.7 feet	**Vertical Change**	-.32	5 ft	5	REF		
52486	569.3 to 570.3 feet	**Vertical Change**	-.28	5 ft	5	REF		
46346	588.8 to 589.8 feet	**Vertical Change**	-.46	5 ft	5	REF		
52487	638.8 to 639.8 feet	**Vertical Change**	-.28	5 ft	5	REF		
4252	639.2 to 660.5 feet	Cross Slope (PAR)	2.0-3.0%	5 ft	106	SF	$120	**$12,780**
49325	648.8 to 649.8 feet	**Vertical Change**	-.35	5 ft	5	REF		
52993	668.4 to 669.4 feet	**Vertical Change**	-.27	5 ft	5	LF	$75	**$375**
4253	670.7 to 699.7 feet	Cross Slope (PAR)	2.0-3.0%	5 ft	145	SF	$120	**$17,400**
52044	676.0 to 686.9 feet	**Vertical Change**	-.29	5 ft	55	REF		
4254	740.0 to 744.7 feet	Cross Slope (PAR)	2.0-3.0%	5 ft	24	SF	$120	**$2,820**
4255	751.3 to 779.3 feet	Cross Slope (PAR)	2.0-3.0%	5 ft	140	SF	$120	**$16,800**
4257	787.6 to 809.7 feet	Cross Slope (PAR)	2.0-3.0%	5 ft	111	SF	$120	**$13,260**
4259	816.9 to 906.8 feet	Cross Slope (PAR)	2.0-3.0%	5 ft	450	SF	$120	**$53,940**
52994	876.4 to 877.4 feet	**Vertical Change**	-.27	5 ft	5	REF		
52046	903.8 to 904.8 feet	**Vertical Change**	-.29	5 ft	5	REF		

TOTAL COST FOR: E *side of* **FALLEN LEAF WAY** *Starting at:* **S LAKE TAHOE DR** **$332,947.50**

Funding Source: TBD **Year to be Completed** TBD

Street Side	Run ID	Survey Street Name	Starting Street Name	End Street Name	Priority
W	1908211237	FALLEN LEAF WAY	SIDEWALK BEGINS	S LAKE TAHOE DR	60

ID	Dist. from Corner	Barrier Type	As-is Measurement/Notes	Sidewalk Width	Qty	Unit	Cost	Total
4266	0.0 to 1.7 feet	Cross Slope (PAR)	2.0-3.0%	5 ft	9	SF	$120	**$1,020**
41281	0.6 to 1.6 feet	**Vertical Change**	-1.65	5 ft	5	REF		
49326	2.8 to 16.4 feet	**Vertical Change**	-.35	5 ft	68	LF	$75	**$5,100**
4267	11.9 to 13.2 feet	Cross Slope (PAR)	2.0-3.0%	5 ft	7	SF	$120	**$780**
43380	18.0 to 19.0 feet	**Vertical Change**	-.61	5 ft	5	REF		
4268	18.2 to 36.7 feet	Cross Slope (PAR)	2.0-3.0%	5 ft	93	SF	$120	**$11,100**
52995	20.6 to 26.8 feet	**Vertical Change**	-.27	5 ft	31	REF		
41589	38.4 to 39.4 feet	**Vertical Change**	-.99	5 ft	5	SF	$75	**$375**
50332	48.7 to 49.7 feet	**Vertical Change**	-.32	5 ft	5	LF	$75	**$375**
4269	51.7 to 65.9 feet	Cross Slope (PAR)	2.0-3.0%	5 ft	71	SF	$120	**$8,520**
47926	58.7 to 59.7 feet	**Vertical Change**	-.4	5 ft	5	REF		
4270	68.9 to 70.8 feet	Cross Slope (PAR)	2.0-3.0%	5 ft	9	SF	$120	**$1,140**
41703	79.1 to 80.1 feet	**Vertical Change**	-.89	5 ft	5	SF	$75	**$375**
42385	94.6 to 95.6 feet	**Vertical Change**	-.7	5 ft	5	SF	$75	**$375**
53522	97.2 to 98.2 feet	**Vertical Change**	-.26	5 ft	5	LF	$75	**$375**
53523	102.1 to 103.1 feet	**Vertical Change**	-.26	5 ft	5	LF	$75	**$375**
42082	104.6 to 105.6 feet	**Vertical Change**	-.75	5 ft	5	SF	$75	**$375**
53524	107.3 to 108.3 feet	**Vertical Change**	-.26	5 ft	5	LF	$75	**$375**
52996	112.4 to 113.4 feet	**Vertical Change**	-.27	5 ft	5	LF	$75	**$375**
44840	115.1 to 116.1 feet	**Vertical Change**	-.53	5 ft	5	SF	$75	**$375**
4271	120.3 to 132.4 feet	Cross Slope (PAR)	2.0-3.0%	5 ft	61	SF	$120	**$7,260**
48456	125.3 to 126.3 feet	**Vertical Change**	-.38	5 ft	5	REF		
53525	130.4 to 131.4 feet	**Vertical Change**	-.26	5 ft	5	REF		
47509	135.4 to 138.7 feet	**Vertical Change**	-.41	5 ft	16	LF	$75	**$1,238**
52997	142.8 to 143.8 feet	**Vertical Change**	-.27	5 ft	5	LF	$75	**$375**
42178	145.5 to 146.5 feet	**Vertical Change**	-.73	5 ft	5	SF	$75	**$375**
46347	155.6 to 156.6 feet	**Vertical Change**	-.46	5 ft	5	LF	$75	**$375**
52489	165.7 to 166.7 feet	**Vertical Change**	-.28	5 ft	5	LF	$75	**$375**

Funding Source: TBD **Year to be Completed** TBD

Street Side	Run ID	Survey Street Name	Starting Street Name	End Street Name	Priority
W	1908211237	FALLEN LEAF WAY	SIDEWALK BEGINS	S LAKE TAHOE DR	60

ID	Dist. from Corner	Barrier Type	As-is Measurement/Notes	Sidewalk Width	Qty	Unit	Cost	Total
45705	176.3 to 177.3 feet	Vertical Change	-.49	5 ft	5	LF	$75	$375
49327	186.3 to 187.3 feet	Vertical Change	-.35	5 ft	5	LF	$75	$375
55975	193.2 to 194.2 feet	Vertical Change	.37	5 ft	5	LF	$75	$375
52048	193.3 to 194.3 feet	Vertical Change	-.29	5 ft	5	LF	$75	$375
52490	207.3 to 208.3 feet	Vertical Change	-.28	5 ft	5	LF	$75	$375
52998	214.8 to 218.4 feet	Vertical Change	-.27	5 ft	18	LF	$75	$1,350
41740	227.6 to 228.6 feet	Vertical Change	-.87	5 ft	5	SF	$75	$375
42469	237.9 to 238.9 feet	Vertical Change	-.69	5 ft	5	SF	$75	$375
53526	240.5 to 249.0 feet	Vertical Change	-.26	5 ft	43	LF	$75	$3,188
44637	258.1 to 259.1 feet	Vertical Change	-.54	5 ft	5	SF	$75	$375
48457	268.5 to 269.5 feet	Vertical Change	-.38	5 ft	5	LF	$75	$375
52491	276.3 to 279.8 feet	Vertical Change	-.28	5 ft	18	LF	$75	$1,313
41936	289.2 to 290.2 feet	Vertical Change	-.79	5 ft	5	SF	$75	$375
52999	291.8 to 300.6 feet	Vertical Change	-.27	5 ft	44	LF	$75	$3,300
53962	307.6 to 308.6 feet	Vertical Change	-.25	5 ft	5	LF	$75	$375
43103	310.2 to 311.2 feet	Vertical Change	-.63	5 ft	5	SF	$75	$375
53000	315.3 to 316.3 feet	Vertical Change	-.27	5 ft	5	LF	$75	$375
45021	320.3 to 321.3 feet	Vertical Change	-.52	5 ft	5	SF	$75	$375
52493	327.8 to 338.9 feet	Vertical Change	-.28	5 ft	56	LF	$75	$4,163
42765	340.4 to 341.4 feet	Vertical Change	-.66	5 ft	5	SF	$75	$375
49021	347.3 to 348.3 feet	Vertical Change	-.36	5 ft	5	LF	$75	$375
44638	350.5 to 351.5 feet	Vertical Change	-.54	5 ft	5	SF	$75	$375
57922	352.9 to 396.2 feet	Driveway				REF		
4272	353.7 to 360.7 feet	Cross Slope (Driveway)	2.0-3.0%	5 ft	35	SF	$40	$1,400
44639	354.7 to 355.7 feet	Vertical Change	-.54	5 ft	5	REF		
56973	354.8 to 355.8 feet	Vertical Change	.57	5 ft	5	REF		
43232	356.2 to 357.2 feet	Vertical Change	-.62	5 ft	5	REF		
4273	366.4 to 374.2 feet	Cross Slope (Driveway)	2.0-3.0%	5 ft	39	SF	$40	$1,560

Funding Source: TBD **Year to be Completed** TBD

Street Side	Run ID	Survey Street Name	Starting Street Name	End Street Name	Priority
W	1908211237	FALLEN LEAF WAY	SIDEWALK BEGINS	S LAKE TAHOE DR	60

ID	Dist. from Corner	Barrier Type	As-is Measurement/Notes	Sidewalk Width	Qty	Unit	Cost	Total
43104	366.8 to 367.8 feet	Vertical Change	-.63	5 ft	5	REF		
47260	377.1 to 378.1 feet	Vertical Change	-.42	5 ft	5	REF		
43381	387.5 to 388.5 feet	Vertical Change	-.61	5 ft	5	REF		
4274	396.4 to 404.9 feet	Cross Slope (Driveway)	2.0-3.0%	5 ft	43	SF	$40	**$1,700**
45212	398.0 to 400.6 feet	Vertical Change	-.51	5 ft	13	REF		
56962	399.7 to 400.7 feet	Vertical Change	.56	5 ft	5	REF		
41624	403.7 to 404.7 feet	Vertical Change	-.95	5 ft	5	REF		
50333	412.4 to 413.4 feet	Vertical Change	-.32	5 ft	5	LF	$75	**$375**
46568	419.1 to 420.1 feet	Vertical Change	-.45	5 ft	5	LF	$75	**$375**
53963	424.2 to 427.7 feet	Vertical Change	-.25	5 ft	18	LF	$75	**$1,313**
41537	429.3 to 430.3 feet	Vertical Change	-1.04	5 ft	5	SF	$75	**$375**
42228	439.7 to 440.7 feet	Vertical Change	-.72	5 ft	5	SF	$75	**$375**
52494	442.4 to 448.4 feet	Vertical Change	-.28	5 ft	30	LF	$75	**$2,250**
42766	450.1 to 451.1 feet	Vertical Change	-.66	5 ft	5	SF	$75	**$375**
42666	460.2 to 461.2 feet	Vertical Change	-.67	5 ft	5	SF	$75	**$375**
41269	470.6 to 471.6 feet	Vertical Change	-1.72	5 ft	5	SF	$75	**$375**
44412	480.8 to 481.8 feet	Vertical Change	-.55	5 ft	5	SF	$75	**$375**
43105	491.1 to 492.1 feet	Vertical Change	-.63	5 ft	5	SF	$75	**$375**
45908	501.2 to 502.2 feet	Vertical Change	-.48	5 ft	5	LF	$75	**$375**
41625	511.8 to 512.8 feet	Vertical Change	-.95	5 ft	5	SF	$75	**$375**
43382	521.9 to 522.9 feet	Vertical Change	-.61	5 ft	5	SF	$75	**$375**
44842	532.3 to 533.3 feet	Vertical Change	-.53	5 ft	5	SF	$75	**$375**
43233	542.7 to 543.7 feet	Vertical Change	-.62	5 ft	5	SF	$75	**$375**
41834	552.7 to 553.7 feet	Vertical Change	-.82	5 ft	5	SF	$75	**$375**
42038	563.1 to 564.1 feet	Vertical Change	-.76	5 ft	5	SF	$75	**$375**
48458	573.2 to 576.8 feet	Vertical Change	-.38	5 ft	18	LF	$75	**$1,350**
44640	583.3 to 584.3 feet	Vertical Change	-.54	5 ft	5	SF	$75	**$375**
4277	587.8 to 592.3 feet	Cross Slope (PAR)	2.0-3.0%	5 ft	23	SF	$120	**$2,700**

Funding Source: TBD **Year to be Completed** TBD

Street Side	Run ID	Survey Street Name	Starting Street Name	End Street Name	Priority
W	1908211237	FALLEN LEAF WAY	SIDEWALK BEGINS	S LAKE TAHOE DR	60

ID	Dist. from Corner	Barrier Type	As-is Measurement/Notes	Sidewalk Width	Qty	Unit	Cost	Total
52051	592.7 to 593.8 feet	Vertical Change	-.29	5 ft	5	LF	$75	$413
42667	602.4 to 603.4 feet	Vertical Change	-.67	5 ft	5	SF	$75	$375
44207	612.0 to 613.0 feet	Vertical Change	-.56	5 ft	5	SF	$75	$375
46815	621.5 to 622.5 feet	Vertical Change	-.44	5 ft	5	LF	$75	$375
57923	627.8 to 675.9 feet	Driveway				REF		
41386	628.3 to 629.3 feet	Vertical Change	-1.31	5 ft	5	REF		
41634	631.5 to 632.5 feet	Vertical Change	-.94	5 ft	5	REF		
45022	636.9 to 637.9 feet	Vertical Change	-.52	5 ft	5	REF		
4278	643.1 to 644.1 feet	Cross Slope (Driveway)	2.0-3.0%	5 ft	5	SF	$40	$200
42083	646.9 to 647.9 feet	Vertical Change	-.75	5 ft	5	REF		
42229	656.6 to 657.6 feet	Vertical Change	-.72	5 ft	5	REF		
4279	666.2 to 670.2 feet	Cross Slope (Driveway)	2.0-3.0%	5 ft	20	SF	$40	$800
42880	666.3 to 667.3 feet	Vertical Change	-.65	5 ft	5	REF		
45496	675.8 to 676.8 feet	Vertical Change	-.5	5 ft	5	REF		
4280	677.7 to 680.3 feet	Cross Slope (PAR)	2.0-3.0%	5 ft	13	SF	$120	$1,560
41283	681.2 to 682.2 feet	Vertical Change	-1.64	5 ft	5	SF	$75	$375
53532	685.6 to 686.6 feet	Vertical Change	-.26	5 ft	5	LF	$75	$375
44208	690.5 to 691.5 feet	Vertical Change	-.56	5 ft	5	SF	$75	$375
42084	700.2 to 701.2 feet	Vertical Change	-.75	5 ft	5	SF	$75	$375
53533	702.6 to 706.0 feet	Vertical Change	-.26	5 ft	17	LF	$75	$1,275
43383	709.7 to 712.9 feet	Vertical Change	-.61	5 ft	16	SF	$75	$1,200
43567	717.7 to 720.5 feet	Vertical Change	-.6	5 ft	14	SF	$75	$1,050
46816	729.1 to 730.1 feet	Vertical Change	-.44	5 ft	5	LF	$75	$375
43106	738.7 to 739.7 feet	Vertical Change	-.63	5 ft	5	SF	$75	$375
42881	748.4 to 749.4 feet	Vertical Change	-.65	5 ft	5	SF	$75	$375
44030	757.9 to 758.9 feet	Vertical Change	-.57	5 ft	5	SF	$75	$375
45706	762.4 to 766.1 feet	Vertical Change	-.49	5 ft	19	LF	$75	$1,388
57924	764.8 to 803.3 feet	Driveway				REF		

Funding Source: TBD **Year to be Completed** TBD

Street Side	Run ID	Survey Street Name	Starting Street Name	End Street Name	Priority
W	1908211237	FALLEN LEAF WAY	SIDEWALK BEGINS	S LAKE TAHOE DR	60

ID	Dist. from Corner	Barrier Type	As-is Measurement/Notes	Sidewalk Width	Qty	Unit	Cost	Total
41339	767.8 to 768.8 feet	Vertical Change	-1.41	5 ft	5	REF		
4281	768.4 to 773.1 feet	Cross Slope (Driveway)	2.0-3.0%	5 ft	24	SF	$40	**$940**
53534	770.1 to 772.1 feet	Vertical Change	-.26	5 ft	10	REF		
56940	771.2 to 772.2 feet	Vertical Change	.54	5 ft	5	REF		
44209	773.3 to 774.3 feet	Vertical Change	-.56	5 ft	5	REF		
53535	780.7 to 781.7 feet	Vertical Change	-.26	5 ft	5	REF		
43234	783.1 to 784.1 feet	Vertical Change	-.62	5 ft	5	REF		
53002	785.6 to 791.8 feet	Vertical Change	-.27	5 ft	31	REF		
42179	793.2 to 794.2 feet	Vertical Change	-.73	5 ft	5	REF		
53005	795.2 to 798.7 feet	Vertical Change	-.27	5 ft	18	REF		
44843	802.6 to 805.0 feet	Vertical Change	-.53	5 ft	12	REF		
4282	807.2 to 811.3 feet	Cross Slope (PAR)	2.0-3.0%	5 ft	21	SF	$120	**$2,460**
41413	808.0 to 809.0 feet	Vertical Change	-1.24	5 ft	5	REF		
47927	812.4 to 815.9 feet	Vertical Change	-.4	5 ft	18	LF	$75	**$1,313**
42668	821.8 to 822.8 feet	Vertical Change	-.67	5 ft	5	SF	$75	**$375**
42283	831.9 to 832.9 feet	Vertical Change	-.71	5 ft	5	SF	$75	**$375**
43235	841.9 to 842.9 feet	Vertical Change	-.62	5 ft	5	SF	$75	**$375**
41313	851.9 to 852.9 feet	Vertical Change	-1.52	5 ft	5	SF	$75	**$375**
42988	862.0 to 863.0 feet	Vertical Change	-.64	5 ft	5	SF	$75	**$375**
43705	872.1 to 873.1 feet	Vertical Change	-.59	5 ft	5	SF	$75	**$375**
44210	882.1 to 883.1 feet	Vertical Change	-.56	5 ft	5	SF	$75	**$375**
42386	892.2 to 893.2 feet	Vertical Change	-.7	5 ft	5	SF	$75	**$375**
50713	901.5 to 902.5 feet	Vertical Change	-.31	5 ft	5	LF	$75	**$375**
41508	903.5 to 904.5 feet	Vertical Change	-1.08	5 ft	5	SF	$75	**$375**
4283	905.3 to 907.3 feet	Cross Slope (PAR)	2.0-3.0%	5 ft	10	SF	$120	**$1,200**
41891	907.2 to 908.2 feet	Vertical Change	-.8	5 ft	5	REF		

TOTAL COST FOR: W *side of* **FALLEN LEAF WAY** *Starting at:* **SIDEWALK BEGINS** **$101,415.00**

Funding Source: TBD **Year to be Completed** TBD

Street Side	Run ID	Survey Street Name	Starting Street Name	End Street Name	Priority
SW	1908201023	FRONT ST	KINGS AVE	ROBERTSON BLVD	112.75

ID	Dist. from Corner	Barrier Type	As-is Measurement/Notes	Sidewalk Width	Qty	Unit	Cost	Total
376	14.9 to 28.3 feet	Cross Slope (PAR)	2.0-3.0%	7 ft	87	SF	$120	**$10,452**
377	32.8 to 42.3 feet	Cross Slope (PAR)	2.0-3.0%	7 ft	62	SF	$120	**$7,410**
39968	47.0 to 49.8 feet	Running Slope	5.0-6.0%	7 ft	18	SF	$120	**$2,184**
378	50.8 to 53.9 feet	Cross Slope (PAR)	3.0-4.0%	7 ft	20	SF	$120	**$2,418**
47868	51.2 to 52.2 feet	**Vertical Change**	-.4	7 ft	7	REF		
41529	54.8 to 55.8 feet	**Vertical Change**	-1.05	7 ft	7	SF	$75	**$488**
380	78.8 to 82.3 feet	Cross Slope (PAR)	2.0-3.0%	7 ft	23	SF	$120	**$2,730**
39969	82.1 to 83.6 feet	Running Slope	8.0-9.0%	7 ft	10	REF		
41382	85.7 to 86.7 feet	**Vertical Change**	-1.32	7 ft	7	SF	$75	**$488**
43214	85.8 to 87.1 feet	**Vertical Change**	-.62	7 ft	8	SF	$75	**$634**
57132	86.8 to 87.8 feet	**Vertical Change**	.62	7 ft	7	REF		
382	87.3 to 89.2 feet	Cross Slope (PAR)	>15%	7 ft	12	SF	$120	**$1,482**
39970	89.7 to 91.3 feet	Running Slope	5.0-6.0%	7 ft	10	SF	$120	**$1,248**
383	93.0 to 96.0 feet	Cross Slope (PAR)	8.0-9.0%	7 ft	20	SF	$120	**$2,340**
48395	94.5 to 95.5 feet	**Vertical Change**	-.38	7 ft	7	REF		
49890	98.4 to 99.5 feet	**Vertical Change**	-.33	7 ft	7	REF		
384	99.3 to 100.5 feet	Cross Slope (PAR)	2.0-3.0%	7 ft	8	SF	$120	**$936**
385	104.8 to 150.7 feet	Cross Slope (PAR)	2.0-3.0%	7 ft	298	SF	$120	**$35,802**
57707	147.6 to 181.9 feet	Driveway				REF		
50599	153.1 to 154.1 feet	**Vertical Change**	-.31	7 ft	7	REF		
392	153.5 to 180.4 feet	**Cross Slope (Driveway)**	7.0-8.0%	7 ft	175	SF	$40	**$6,994**
51913	161.9 to 162.9 feet	**Vertical Change**	-.29	7 ft	7	REF		
47453	171.0 to 172.0 feet	**Vertical Change**	-.41	7 ft	7	REF		
53297	180.1 to 181.1 feet	**Vertical Change**	-.26	7 ft	7	REF		
51502	183.7 to 184.7 feet	**Vertical Change**	-.3	7 ft	7	LF	$75	**$488**
46080	191.8 to 192.8 feet	**Vertical Change**	-.47	7 ft	7	LF	$75	**$488**
399	199.9 to 254.7 feet	Cross Slope (PAR)	2.0-3.0%	7 ft	356	SF	$120	**$42,744**
52807	201.9 to 202.9 feet	**Vertical Change**	-.27	7 ft	7	REF		

Funding Source: TBD **Year to be Completed** TBD

Street Side	Run ID	Survey Street Name	Starting Street Name	End Street Name	Priority
SW	1908201023	FRONT ST	KINGS AVE	ROBERTSON BLVD	112.75

ID	Dist. from Corner	Barrier Type	As-is Measurement/Notes	Sidewalk Width	Qty	Unit	Cost	Total
44173	212.1 to 213.1 feet	Vertical Change	-.56	7 ft	7	REF		
47454	222.1 to 223.1 feet	Vertical Change	-.41	7 ft	7	REF		
49891	232.1 to 233.1 feet	Vertical Change	-.33	7 ft	7	REF		
42537	251.9 to 252.9 feet	Vertical Change	-.68	7 ft	7	REF		
404	259.0 to 278.0 feet	Cross Slope (PAR)	2.0-3.0%	7 ft	124	SF	$120	**$14,820**
49568	261.9 to 262.9 feet	Vertical Change	-.34	7 ft	7	REF		
47869	266.3 to 269.6 feet	Vertical Change	-.4	7 ft	21	REF		
49892	273.5 to 274.5 feet	Vertical Change	-.33	7 ft	7	REF		
46302	276.8 to 277.8 feet	Vertical Change	-.46	7 ft	7	REF		
46528	286.8 to 287.8 feet	Vertical Change	-.45	7 ft	7	LF	$75	**$488**

TOTAL COST FOR: SW *side of* **FRONT ST** *Starting at:* **KINGS AVE** **$134,631.25**

Funding Source: TBD **Year to be Completed** TBD

Street Side	Run ID	Survey Street Name	Starting Street Name	End Street Name	Priority
SW	1909251032	FRONT ST	ORANGE AVE	SIDEWALK ENDS	85.25

ID	Dist. from Corner	Barrier Type	As-is Measurement/Notes	Sidewalk Width	Qty	Unit	Cost	Total
80	1.4 to 2.4 feet	Continuous Width		5 ft	5	SF	$120	**$540**
23213	5.8 to 10.6 feet	Cross Slope (PAR)	2.0-3.0%	5 ft	22	SF	$120	**$2,592**
56231	57.1 to 58.1 feet	Vertical Change	.4	5 ft	5	LF	$75	**$338**
23214	60.2 to 71.6 feet	Cross Slope (PAR)	2.0-3.0%	5 ft	51	SF	$120	**$6,156**
59343	70.3 to 92.4 feet	Driveway				REF		
40674	72.3 to 73.6 feet	Running Slope	7.0-8.0%	5 ft	6	REF		
23217	75.7 to 78.8 feet	Cross Slope (Driveway)	12.0-13.0%	5 ft	14	SF	$40	**$558**
23219	78.8 to 89.1 feet	Cross Slope (Driveway)	14.0-15.0%	5 ft	46	SF	$40	**$1,854**
54881	91.5 to 92.5 feet	Vertical Change	.3	5 ft	5	REF		
23221	126.9 to 132.5 feet	Cross Slope (PAR)	2.0-3.0%	5 ft	25	SF	$120	**$3,024**
81	143.1 to 144.1 feet	Continuous Width		5 ft	5	SF	$120	**$540**

TOTAL COST FOR: SW *side of* **FRONT ST** *Starting at:* **ORANGE AVE** **$15,601.50**

Funding Source: TBD **Year to be Completed** TBD

Street Side	Run ID	Survey Street Name	Starting Street Name	End Street Name	Priority
NE	1908201009	FRONT ST	ROBERTSON BLVD	KINGS AVE	119.25

ID	Dist. from Corner	Barrier Type	As-is Measurement/Notes	Sidewalk Width	Qty	Unit	Cost	Total
333	0.0 to 8.6 feet	Cross Slope (PAR)	2.0-3.0%	6 ft	47	SF	$120	**$5,676**
335	8.6 to 18.5 feet	Cross Slope (PAR)	4.0-5.0%	6 ft	54	SF	$120	**$6,534**
42536	9.0 to 12.0 feet	Vertical Change	-.68	6 ft	17	REF		
46764	15.9 to 22.2 feet	Vertical Change	-.44	6 ft	35	REF		
339	18.5 to 48.3 feet	Cross Slope (PAR)	2.0-3.0%	6 ft	164	SF	$120	**$19,668**
41970	22.7 to 23.7 feet	Vertical Change	-.78	6 ft	6	REF		
48663	22.9 to 23.9 feet	Vertical Change	-.37	6 ft	6	REF		
54160	32.0 to 33.0 feet	Vertical Change	.29	6 ft	6	REF		
57704	44.9 to 83.6 feet	Driveway				REF		
49887	47.5 to 48.5 feet	Vertical Change	-.33	6 ft	6	REF		
342	52.3 to 81.4 feet	Cross Slope (Driveway)	10.0-11.0%	6 ft	160	SF	$40	**$6,402**
52800	67.6 to 68.6 feet	Vertical Change	-.27	6 ft	6	REF		
49241	75.5 to 76.5 feet	Vertical Change	-.35	6 ft	6	REF		
39965	79.2 to 80.4 feet	Running Slope	7.0-8.0%	6 ft	7	REF		
43686	83.5 to 84.5 feet	Vertical Change	-.59	6 ft	6	REF		
344	84.3 to 85.3 feet	Cross Slope (Driveway)	2.0-3.0%	6 ft	6	SF	$40	**$220**
345	90.4 to 95.8 feet	Cross Slope (PAR)	2.0-3.0%	6 ft	30	SF	$120	**$3,564**
52801	93.5 to 94.5 feet	Vertical Change	-.27	6 ft	6	REF		
53294	98.9 to 99.9 feet	Vertical Change	-.26	6 ft	6	REF		
56615	99.0 to 100.0 feet	Vertical Change	.4	6 ft	6	REF		
346	99.3 to 104.4 feet	Cross Slope (PAR)	2.0-3.0%	6 ft	28	SF	$120	**$3,366**
52802	102.6 to 104.3 feet	Vertical Change	-.27	6 ft	9	REF		
348	108.2 to 129.5 feet	Cross Slope (PAR)	2.0-3.0%	6 ft	117	SF	$120	**$14,058**
42970	111.8 to 112.8 feet	Vertical Change	-.64	6 ft	6	REF		
46527	128.8 to 129.8 feet	Vertical Change	-.45	6 ft	6	REF		
49564	133.2 to 134.2 feet	Vertical Change	-.34	6 ft	6	LF	$75	**$413**
48664	139.5 to 142.0 feet	Vertical Change	-.37	6 ft	14	LF	$75	**$1,031**
49242	150.2 to 151.9 feet	Vertical Change	-.35	6 ft	9	LF	$75	**$701**

Funding Source: TBD **Year to be Completed** TBD

Street Side	Run ID	Survey Street Name	Starting Street Name	End Street Name	Priority
NE	1908201009	FRONT ST	ROBERTSON BLVD	KINGS AVE	119.25

ID	Dist. from Corner	Barrier Type	As-is Measurement/Notes	Sidewalk Width	Qty	Unit	Cost	Total
349	157.3 to 209.8 feet	Cross Slope (PAR)	2.0-3.0%	6 ft	289	SF	$120	**$34,650**
45875	158.8 to 159.8 feet	**Vertical Change**	-.48	6 ft	6	REF		
44602	163.2 to 164.2 feet	**Vertical Change**	-.54	6 ft	6	REF		
51498	166.6 to 167.6 feet	**Vertical Change**	-.3	6 ft	6	REF		
42454	166.8 to 167.8 feet	**Vertical Change**	-.69	6 ft	6	REF		
51499	166.8 to 167.8 feet	**Vertical Change**	-.3	6 ft	6	REF		
47204	171.7 to 172.7 feet	**Vertical Change**	-.42	6 ft	6	REF		
49565	180.4 to 181.4 feet	**Vertical Change**	-.34	6 ft	6	REF		
53823	189.8 to 194.5 feet	**Vertical Change**	-.25	6 ft	26	REF		
42971	201.2 to 202.2 feet	**Vertical Change**	-.64	6 ft	6	REF		
57705	206.3 to 243.4 feet	Driveway				REF		
41225	208.6 to 209.6 feet	**Vertical Change**	-2.09	6 ft	6	REF		
353	213.2 to 214.4 feet	**Cross Slope (Driveway)**	10.0-11.0%	6 ft	7	SF	$40	**$264**
354	215.3 to 238.3 feet	**Cross Slope (Driveway)**	8.0-9.0%	6 ft	127	SF	$40	**$5,060**
44603	217.7 to 218.7 feet	**Vertical Change**	-.54	6 ft	6	REF		
49243	226.7 to 227.7 feet	**Vertical Change**	-.35	6 ft	6	REF		
46982	235.4 to 236.4 feet	**Vertical Change**	-.43	6 ft	6	REF		
356	238.3 to 241.1 feet	**Cross Slope (Driveway)**	10.0-11.0%	6 ft	15	SF	$40	**$616**
39966	238.8 to 239.8 feet	Running Slope	6.0-7.0%	6 ft	6	REF		
358	244.2 to 257.4 feet	Cross Slope (PAR)	3.0-4.0%	6 ft	73	SF	$120	**$8,712**
41189	244.8 to 245.8 feet	**Vertical Change**	-2.63	6 ft	6	REF		
46301	244.8 to 245.8 feet	**Vertical Change**	-.46	6 ft	6	REF		
51500	252.3 to 253.3 feet	**Vertical Change**	-.3	6 ft	6	REF		
359	257.4 to 265.5 feet	Cross Slope (PAR)	2.0-3.0%	6 ft	45	SF	$120	**$5,346**
52331	259.9 to 261.1 feet	**Vertical Change**	-.28	6 ft	7	REF		
48665	263.8 to 270.5 feet	**Vertical Change**	-.37	6 ft	37	REF		
360	269.1 to 277.7 feet	Cross Slope (PAR)	2.0-3.0%	6 ft	47	SF	$120	**$5,676**
46765	274.6 to 275.6 feet	**Vertical Change**	-.44	6 ft	6	REF		

Funding Source: TBD **Year to be Completed** TBD

Street Side	Run ID	Survey Street Name	Starting Street Name	End Street Name	Priority
NE	1908201009	FRONT ST	ROBERTSON BLVD	KINGS AVE	119.25

ID	Dist. from Corner	Barrier Type	As-is Measurement/Notes	Sidewalk Width	Qty	Unit	Cost	Total
361	281.7 to 296.2 feet	Cross Slope (PAR)	2.0-3.0%	6 ft	80	SF	$120	**$9,570**
50223	283.5 to 284.5 feet	**Vertical Change**	-.32	6 ft	6	REF		
41327	283.7 to 284.7 feet	**Vertical Change**	-1.46	6 ft	6	REF		
46983	284.4 to 285.4 feet	**Vertical Change**	-.43	6 ft	6	REF		
41279	285.2 to 286.2 feet	**Vertical Change**	-1.65	6 ft	6	REF		
49567	285.4 to 286.4 feet	**Vertical Change**	-.34	6 ft	6	REF		
41462	289.6 to 290.6 feet	**Vertical Change**	-1.13	6 ft	6	REF		
45456	296.3 to 297.3 feet	**Vertical Change**	-.5	6 ft	6	SF	$75	**$413**

TOTAL COST FOR: NE *side of* **FRONT ST** *Starting at:* **ROBERTSON BLVD** **$131,939.50**

Funding Source: TBD **Year to be Completed** TBD

Street Side	Run ID	Survey Street Name	Starting Street Name	End Street Name	Priority
SW	1908201600	FRONT ST	ROBERTSON BLVD	TRINITY AVE	99.5

ID	Dist. from Corner	Barrier Type	As-is Measurement/Notes	Sidewalk Width	Qty	Unit	Cost	Total
1810	8.3 to 127.8 feet	Cross Slope (PAR)	2.0-3.0%	5 ft	597	SF	$120	**$71,700**
50628	9.5 to 10.5 feet	**Vertical Change**	-.31	5 ft	5	REF		
57798	24.3 to 115.9 feet	Driveway				REF		
41476	73.2 to 74.2 feet	**Vertical Change**	-1.12	5 ft	5	REF		
48973	106.0 to 107.0 feet	**Vertical Change**	-.36	5 ft	5	REF		
57799	128.7 to 143.0 feet	Driveway				REF		
1824	131.3 to 151.6 feet	**Cross Slope (Driveway)**	2.0-3.0%	5 ft	101	SF	$40	**$4,060**
57800	147.5 to 200.5 feet	Driveway				REF		
1826	154.6 to 191.0 feet	**Cross Slope (Driveway)**	8.0-9.0%	5 ft	182	SF	$40	**$7,280**
50247	170.4 to 171.4 feet	**Vertical Change**	-.32	5 ft	5	REF		
1830	191.0 to 196.0 feet	**Cross Slope (Driveway)**	6.0-7.0%	5 ft	25	SF	$40	**$1,000**
1832	196.0 to 198.4 feet	**Cross Slope (Driveway)**	8.0-9.0%	5 ft	12	SF	$40	**$480**
1833	201.2 to 232.3 feet	Cross Slope (PAR)	2.0-3.0%	5 ft	156	SF	$120	**$18,660**
53354	203.6 to 207.0 feet	**Vertical Change**	-.26	5 ft	17	REF		
53355	225.8 to 231.8 feet	**Vertical Change**	-.26	5 ft	30	REF		
50629	235.0 to 236.0 feet	**Vertical Change**	-.31	5 ft	5	LF	$75	**$375**
50248	238.9 to 239.9 feet	**Vertical Change**	-.32	5 ft	5	LF	$75	**$375**
1834	240.9 to 306.7 feet	Cross Slope (PAR)	2.0-3.0%	5 ft	329	SF	$120	**$39,480**
51534	244.1 to 259.9 feet	**Vertical Change**	-.3	5 ft	79	REF		
53356	264.0 to 265.0 feet	**Vertical Change**	-.26	5 ft	5	REF		
49921	274.4 to 277.3 feet	**Vertical Change**	-.33	5 ft	15	REF		
50630	281.2 to 282.2 feet	**Vertical Change**	-.31	5 ft	5	REF		
50249	285.5 to 286.5 feet	**Vertical Change**	-.32	5 ft	5	REF		
49596	292.0 to 302.7 feet	**Vertical Change**	-.34	5 ft	54	REF		

TOTAL COST FOR: SW *side of* **FRONT ST** *Starting at:* **ROBERTSON BLVD** **$143,410.00**

Funding Source: TBD **Year to be Completed** TBD

Street Side	Run ID	Survey Street Name	Starting Street Name	End Street Name	Priority
NE	1908201551	FRONT ST	SIDEWALK BEGINS	ROBERTSON BLVD	59

ID	Dist. from Corner	Barrier Type	As-is Measurement/Notes	Sidewalk Width	Qty	Unit	Cost	Total
1803	0.0 to 38.1 feet	Cross Slope (PAR)	3.0-4.0%	5 ft	171	SF	$120	**$20,574**
50246	19.8 to 20.8 feet	**Vertical Change**	-.32	5 ft	5	REF		
51533	29.6 to 30.6 feet	**Vertical Change**	-.3	5 ft	5	REF		
1809	38.1 to 41.8 feet	Cross Slope (PAR)	2.0-3.0%	5 ft	17	SF	$120	**$1,998**

TOTAL COST FOR: NE *side of* **FRONT ST** *Starting at:* **SIDEWALK BEGINS** **$22,572.00**

Funding Source: TBD **Year to be Completed** TBD

Street Side	Run ID	Survey Street Name	Starting Street Name	End Street Name	Priority
SW	1909251037	FRONT ST	SIDEWALK BEGINS	HUMBOLDT AVE	70

ID	Dist. from Corner	Barrier Type	As-is Measurement/Notes	Sidewalk Width	Qty	Unit	Cost	Total
54880	1.5 to 2.5 feet	Vertical Change	.3	5 ft	5	LF	$75	**$338**
23184	3.5 to 19.2 feet	Cross Slope (PAR)	2.0-3.0%	5 ft	71	SF	$120	**$8,478**
78	19.0 to 20.0 feet	Continuous Width		5 ft	5	SF	$120	**$540**
57259	19.4 to 20.4 feet	Vertical Change	.8	5 ft	5	SF	$75	**$338**
56230	26.2 to 27.2 feet	Vertical Change	.4	5 ft	5	LF	$75	**$338**
23186	43.5 to 67.8 feet	Cross Slope (PAR)	2.0-3.0%	5 ft	109	SF	$120	**$13,122**
23191	70.6 to 93.5 feet	Cross Slope (PAR)	2.0-3.0%	5 ft	103	SF	$120	**$12,366**
23198	96.0 to 104.5 feet	Cross Slope (PAR)	2.0-3.0%	5 ft	38	SF	$120	**$4,590**
23201	106.8 to 124.5 feet	Cross Slope (PAR)	4.0-5.0%	5 ft	80	SF	$120	**$9,558**
23206	124.7 to 145.5 feet	Cross Slope (PAR)	2.0-3.0%	5 ft	94	SF	$120	**$11,232**
79	139.2 to 140.2 feet	Continuous Width		5 ft	5	SF	$120	**$540**

TOTAL COST FOR: SW *side of* **FRONT ST** *Starting at:* **SIDEWALK BEGINS** **$61,438.50**

Funding Source: TBD **Year to be Completed** TBD

Street Side	Run ID	Survey Street Name	Starting Street Name	End Street Name	Priority
W	1908221121	GILL WAY	CANAL DR	HOWELL RD	70

ID	Dist. from Corner	Barrier Type	As-is Measurement/Notes	Sidewalk Width	Qty	Unit	Cost	Total
51690	8.2 to 9.2 feet	Vertical Change	-.3	4 ft	4	LF	$75	$300
7365	11.4 to 18.8 feet	Cross Slope (PAR)	2.0-3.0%	4 ft	30	SF	$120	$3,552
50033	19.1 to 20.1 feet	Vertical Change	-.33	4 ft	4	LF	$75	$300
50400	29.5 to 30.5 feet	Vertical Change	-.32	4 ft	4	LF	$75	$300
44442	96.9 to 97.9 feet	Vertical Change	-.55	4 ft	4	SF	$75	$300
42775	111.6 to 112.6 feet	Vertical Change	-.66	4 ft	4	SF	$75	$300
42679	126.3 to 127.3 feet	Vertical Change	-.67	4 ft	4	SF	$75	$300
58183	136.6 to 161.2 feet	Driveway				REF		
46401	141.4 to 142.4 feet	Vertical Change	-.46	4 ft	4	REF		
7366	149.6 to 155.9 feet	Cross Slope (Driveway)	2.0-3.0%	4 ft	25	SF	$40	$1,008
42477	167.6 to 168.6 feet	Vertical Change	-.69	4 ft	4	REF		
7367	168.2 to 170.3 feet	Cross Slope (PAR)	2.0-3.0%	4 ft	8	SF	$120	$1,008
46619	179.2 to 180.2 feet	Vertical Change	-.45	4 ft	4	LF	$75	$300
44239	191.4 to 192.4 feet	Vertical Change	-.56	4 ft	4	SF	$75	$300
42680	206.5 to 207.5 feet	Vertical Change	-.67	4 ft	4	SF	$75	$300
58184	215.6 to 240.9 feet	Driveway				REF		
44240	234.1 to 235.1 feet	Vertical Change	-.56	4 ft	4	REF		
42478	272.9 to 273.9 feet	Vertical Change	-.69	4 ft	4	SF	$75	$300
42567	286.0 to 287.0 feet	Vertical Change	-.68	4 ft	4	SF	$75	$300
58185	296.8 to 345.9 feet	Driveway				REF		
43878	313.6 to 314.6 feet	Vertical Change	-.58	4 ft	4	REF		
44671	326.5 to 327.5 feet	Vertical Change	-.54	4 ft	4	REF		
43721	332.2 to 333.2 feet	Vertical Change	-.59	4 ft	4	REF		
44672	342.2 to 343.2 feet	Vertical Change	-.54	4 ft	4	REF		
48796	351.6 to 352.6 feet	Vertical Change	-.37	4 ft	4	LF	$75	$300
42568	364.2 to 365.2 feet	Vertical Change	-.68	4 ft	4	SF	$75	$300
45528	376.4 to 377.4 feet	Vertical Change	-.5	4 ft	4	SF	$75	$300
42569	388.6 to 389.6 feet	Vertical Change	-.68	4 ft	4	SF	$75	$300

Funding Source: TBD **Year to be Completed** TBD

Street Side	Run ID	Survey Street Name	Starting Street Name	End Street Name	Priority
W	1908221121	GILL WAY	CANAL DR	HOWELL RD	70

ID	Dist. from Corner	Barrier Type	As-is Measurement/Notes	Sidewalk Width	Qty	Unit	Cost	Total
46402	403.7 to 404.7 feet	Vertical Change	-.46	4 ft	4	LF	$75	$300
42776	419.0 to 420.0 feet	Vertical Change	-.66	4 ft	4	SF	$75	$300
42570	434.0 to 435.0 feet	Vertical Change	-.68	4 ft	4	SF	$75	$300
47973	449.1 to 450.1 feet	Vertical Change	-.4	4 ft	4	LF	$75	$300
58186	459.1 to 480.6 feet	Driveway				REF		
45955	464.0 to 465.0 feet	Vertical Change	-.48	4 ft	4	REF		
44241	475.3 to 476.3 feet	Vertical Change	-.56	4 ft	4	REF		
43401	486.3 to 487.3 feet	Vertical Change	-.61	4 ft	4	SF	$75	$300
58187	490.8 to 512.7 feet	Driveway				REF		
42571	506.1 to 507.1 feet	Vertical Change	-.68	4 ft	4	REF		
7368	509.2 to 520.3 feet	Cross Slope (Driveway)	2.0-3.0%	4 ft	44	SF	$40	$1,776
42894	515.8 to 516.8 feet	Vertical Change	-.65	4 ft	4	REF		
46856	529.9 to 530.9 feet	Vertical Change	-.44	4 ft	4	LF	$75	$300
44673	544.2 to 545.2 feet	Vertical Change	-.54	4 ft	4	SF	$75	$300
50401	559.2 to 560.2 feet	Vertical Change	-.32	4 ft	4	LF	$75	$300
7369	571.4 to 575.2 feet	Cross Slope (PAR)	2.0-3.0%	4 ft	15	SF	$120	$1,824
53619	574.4 to 575.4 feet	Vertical Change	-.26	4 ft	4	REF		
7370	601.4 to 605.4 feet	Cross Slope (PAR)	2.0-3.0%	4 ft	16	SF	$120	$1,920
53620	603.8 to 604.8 feet	Vertical Change	-.26	4 ft	4	REF		
58188	616.1 to 677.3 feet	Driveway				REF		
43879	628.3 to 629.3 feet	Vertical Change	-.58	4 ft	4	REF		
7371	628.3 to 633.7 feet	Cross Slope (Driveway)	2.0-3.0%	4 ft	22	SF	$40	$864
7372	641.7 to 647.0 feet	Cross Slope (Driveway)	2.0-3.0%	4 ft	21	SF	$40	$848
49705	664.0 to 665.0 feet	Vertical Change	-.34	4 ft	4	REF		
7373	671.7 to 688.4 feet	Cross Slope (Driveway)	2.0-3.0%	4 ft	67	SF	$40	$2,672
48505	696.2 to 697.2 feet	Vertical Change	-.38	4 ft	4	LF	$75	$300
50788	711.2 to 712.2 feet	Vertical Change	-.31	4 ft	4	LF	$75	$300
7376	716.1 to 720.9 feet	Cross Slope (PAR)	2.0-3.0%	4 ft	19	SF	$120	$2,304
58189	721.4 to 737.2 feet	Driveway				REF		

Funding Source: TBD **Year to be Completed** TBD

Street Side	Run ID	Survey Street Name	Starting Street Name	End Street Name	Priority
W	1908221121	GILL WAY	CANAL DR	HOWELL RD	70

ID	Dist. from Corner	Barrier Type	As-is Measurement/Notes	Sidewalk Width	Qty	Unit	Cost	Total
45956	726.2 to 727.2 feet	Vertical Change	-.48	4 ft	4	REF		
7377	733.2 to 744.2 feet	Cross Slope (Driveway)	2.0-3.0%	4 ft	44	SF	$40	$1,760
45957	733.7 to 734.7 feet	Vertical Change	-.48	4 ft	4	REF		
42681	741.7 to 742.7 feet	Vertical Change	-.67	4 ft	4	REF		
52573	755.9 to 756.9 feet	Vertical Change	-.28	4 ft	4	LF	$75	$300
7378	763.3 to 765.5 feet	Cross Slope (PAR)	2.0-3.0%	4 ft	9	SF	$120	$1,056
50402	770.6 to 771.6 feet	Vertical Change	-.32	4 ft	4	LF	$75	$300
49377	785.2 to 786.2 feet	Vertical Change	-.35	4 ft	4	LF	$75	$300
49378	800.2 to 801.2 feet	Vertical Change	-.35	4 ft	4	LF	$75	$300
45747	804.9 to 805.9 feet	Vertical Change	-.49	4 ft	4	LF	$75	$300
56641	804.9 to 805.9 feet	Vertical Change	.48	4 ft	4	LF	$75	$300
53621	815.3 to 816.3 feet	Vertical Change	-.26	4 ft	4	LF	$75	$300
7379	819.3 to 829.2 feet	Cross Slope (PAR)	2.0-3.0%	4 ft	40	SF	$120	$4,752
7380	841.7 to 843.3 feet	Cross Slope (PAR)	2.0-3.0%	4 ft	6	SF	$120	$768
48506	845.4 to 846.4 feet	Vertical Change	-.38	4 ft	4	LF	$75	$300
58190	855.1 to 876.3 feet	Driveway				REF		
47974	860.3 to 861.3 feet	Vertical Change	-.4	4 ft	4	REF		
46166	871.6 to 872.6 feet	Vertical Change	-.47	4 ft	4	REF		
7381	878.0 to 881.7 feet	Cross Slope (PAR)	2.0-3.0%	4 ft	15	SF	$120	$1,776
7383	881.7 to 892.7 feet	Cross Slope (PAR)	4.0-5.0%	4 ft	44	SF	$120	$5,280
7386	892.7 to 895.1 feet	Cross Slope (PAR)	2.0-3.0%	4 ft	10	SF	$120	$1,152
49706	912.1 to 913.1 feet	Vertical Change	-.34	4 ft	4	LF	$75	$300
7387	914.4 to 915.8 feet	Cross Slope (PAR)	2.0-3.0%	4 ft	6	SF	$120	$672
7388	936.3 to 970.6 feet	Cross Slope (PAR)	2.0-3.0%	4 ft	137	SF	$120	$16,464
58191	939.6 to 963.3 feet	Driveway				REF		
49379	954.4 to 955.4 feet	Vertical Change	-.35	4 ft	4	REF		
47315	966.9 to 967.9 feet	Vertical Change	-.42	4 ft	4	REF		
43584	971.4 to 972.4 feet	Vertical Change	-.6	4 ft	4	SF	$75	$300

TOTAL COST FOR: W *side of* **GILL WAY** *Starting at:* **CANAL DR** **$61,956.00**

Funding Source: TBD **Year to be Completed** TBD

Street Side	Run ID	Survey Street Name	Starting Street Name	End Street Name	Priority
E	1908221139	GILL WAY	CHARLENE DR	CANAL DR	115

ID	Dist. from Corner	Barrier Type	As-is Measurement/Notes	Sidewalk Width	Qty	Unit	Cost	Total
58201	24.0 to 70.9 feet	Driveway				REF		
42479	25.6 to 26.6 feet	Vertical Change	-.69	4 ft	4	REF		
7458	32.2 to 35.9 feet	Cross Slope (Driveway)	2.0-3.0%	4 ft	15	SF	$40	$592
7460	35.9 to 37.5 feet	Cross Slope (Driveway)	4.0-5.0%	4 ft	6	SF	$40	$256
7461	38.4 to 53.2 feet	Cross Slope (Driveway)	6.0-7.0%	4 ft	59	SF	$40	$2,368
48798	39.0 to 40.0 feet	Vertical Change	-.37	4 ft	4	REF		
7463	53.2 to 67.1 feet	Cross Slope (Driveway)	8.0-9.0%	4 ft	56	SF	$40	$2,224
43257	55.2 to 56.2 feet	Vertical Change	-.62	4 ft	4	REF		
7467	67.1 to 72.8 feet	Cross Slope (Driveway)	6.0-7.0%	4 ft	23	SF	$40	$912
7468	72.8 to 74.3 feet	Cross Slope (PAR)	5.0-6.0%	4 ft	6	SF	$120	$720
7469	76.1 to 77.3 feet	Cross Slope (PAR)	2.0-3.0%	4 ft	5	SF	$120	$576
42573	86.8 to 87.8 feet	Vertical Change	-.68	4 ft	4	SF	$75	$300
42480	101.5 to 102.5 feet	Vertical Change	-.69	4 ft	4	SF	$75	$300
42574	116.3 to 117.3 feet	Vertical Change	-.68	4 ft	4	SF	$75	$300
7470	122.9 to 127.3 feet	Cross Slope (PAR)	2.0-3.0%	4 ft	18	SF	$120	$2,112
58202	126.4 to 142.7 feet	Driveway				REF		
7472	127.3 to 128.3 feet	Cross Slope (Driveway)	4.0-5.0%	4 ft	4	SF	$40	$160
7473	129.2 to 152.4 feet	Cross Slope (Driveway)	6.0-7.0%	4 ft	93	SF	$40	$3,712
49086	146.1 to 147.1 feet	Vertical Change	-.36	4 ft	4	REF		
58203	150.8 to 171.5 feet	Driveway				REF		
7477	152.4 to 155.3 feet	Cross Slope (Driveway)	5.0-6.0%	4 ft	12	SF	$40	$464
49707	153.4 to 154.4 feet	Vertical Change	-.34	4 ft	4	REF		
7478	155.3 to 168.1 feet	Cross Slope (Driveway)	6.0-7.0%	4 ft	51	SF	$40	$2,048
47567	165.1 to 166.1 feet	Vertical Change	-.41	4 ft	4	REF		
7481	168.1 to 171.4 feet	Cross Slope (Driveway)	5.0-6.0%	4 ft	13	SF	$40	$528
7482	171.4 to 180.3 feet	Cross Slope (Driveway)	6.0-7.0%	4 ft	36	SF	$40	$1,424
7485	180.3 to 183.3 feet	Cross Slope (PAR)	5.0-6.0%	4 ft	12	SF	$120	$1,440
7487	183.3 to 186.8 feet	Cross Slope (PAR)	3.0-4.0%	4 ft	14	SF	$120	$1,680

Funding Source: TBD **Year to be Completed** TBD

Street Side	Run ID	Survey Street Name	Starting Street Name	End Street Name	Priority
E	1908221139	GILL WAY	CHARLENE DR	CANAL DR	115

ID	Dist. from Corner	Barrier Type	As-is Measurement/Notes	Sidewalk Width	Qty	Unit	Cost	Total
7488	187.7 to 192.3 feet	Cross Slope (PAR)	2.0-3.0%	4 ft	18	SF	$120	**$2,208**
47084	196.1 to 197.1 feet	**Vertical Change**	-.43	4 ft	4	LF	$75	**$300**
7489	197.7 to 198.9 feet	Cross Slope (PAR)	2.0-3.0%	4 ft	5	SF	$120	**$576**
43258	200.5 to 201.5 feet	**Vertical Change**	-.62	4 ft	4	SF	$75	**$300**
45531	210.4 to 211.4 feet	**Vertical Change**	-.5	4 ft	4	SF	$75	**$300**
45043	225.2 to 226.2 feet	**Vertical Change**	-.52	4 ft	4	SF	$75	**$300**
46621	240.1 to 241.1 feet	**Vertical Change**	-.45	4 ft	4	LF	$75	**$300**
43722	257.2 to 261.1 feet	**Vertical Change**	-.59	4 ft	16	SF	$75	**$1,170**
7490	264.7 to 268.7 feet	Cross Slope (PAR)	2.0-3.0%	4 ft	16	SF	$120	**$1,920**
45751	269.6 to 270.6 feet	**Vertical Change**	-.49	4 ft	4	LF	$75	**$300**
7491	277.3 to 281.2 feet	Cross Slope (PAR)	2.0-3.0%	4 ft	16	SF	$120	**$1,872**
58204	280.5 to 301.3 feet	Driveway				REF		
7493	281.2 to 283.7 feet	**Cross Slope (Driveway)**	4.0-5.0%	4 ft	10	SF	$40	**$400**
7495	283.7 to 298.5 feet	**Cross Slope (Driveway)**	6.0-7.0%	4 ft	59	SF	$40	**$2,368**
45044	284.2 to 285.2 feet	**Vertical Change**	-.52	4 ft	4	REF		
44675	295.2 to 296.2 feet	**Vertical Change**	-.54	4 ft	4	REF		
7497	298.5 to 307.2 feet	**Cross Slope (Driveway)**	8.0-9.0%	4 ft	35	SF	$40	**$1,392**
44053	306.1 to 307.1 feet	**Vertical Change**	-.57	4 ft	4	REF		
7499	307.2 to 309.4 feet	Cross Slope (PAR)	6.0-7.0%	4 ft	9	SF	$120	**$1,056**
7500	309.4 to 310.4 feet	Cross Slope (PAR)	5.0-6.0%	4 ft	4	SF	$120	**$480**
58205	309.6 to 333.9 feet	Driveway				REF		
7501	310.4 to 340.7 feet	**Cross Slope (Driveway)**	6.0-7.0%	4 ft	121	SF	$40	**$4,848**
42295	314.5 to 315.5 feet	**Vertical Change**	-.71	4 ft	4	REF		
43585	326.7 to 327.7 feet	**Vertical Change**	-.6	4 ft	4	REF		
42780	338.4 to 339.4 feet	**Vertical Change**	-.66	4 ft	4	REF		
7506	340.7 to 344.2 feet	Cross Slope (PAR)	5.0-6.0%	4 ft	14	SF	$120	**$1,680**
7508	344.2 to 345.6 feet	Cross Slope (PAR)	3.0-4.0%	4 ft	6	SF	$120	**$672**
7509	345.6 to 347.2 feet	Cross Slope (PAR)	2.0-3.0%	4 ft	6	SF	$120	**$768**

Funding Source: TBD **Year to be Completed** TBD

Street Side	Run ID	Survey Street Name	Starting Street Name	End Street Name	Priority
E	1908221139	GILL WAY	CHARLENE DR	CANAL DR	115

ID	Dist. from Corner	Barrier Type	As-is Measurement/Notes	Sidewalk Width	Qty	Unit	Cost	Total
43002	350.8 to 351.8 feet	Vertical Change	-.64	4 ft	4	SF	$75	$300
46405	365.0 to 366.0 feet	Vertical Change	-.46	4 ft	4	LF	$75	$300
7510	379.5 to 380.6 feet	Cross Slope (PAR)	5.0-6.0%	4 ft	4	SF	$120	$528
46167	380.1 to 381.1 feet	Vertical Change	-.47	4 ft	4	REF		
7511	380.6 to 383.3 feet	Cross Slope (PAR)	6.0-7.0%	4 ft	11	SF	$120	$1,296
35	383.0 to 384.0 feet	Continuous Width		4 ft	4	SF	$120	$480
7513	385.7 to 387.0 feet	Cross Slope (PAR)	11.0-12.0%	4 ft	5	SF	$120	$624
7514	390.3 to 391.8 feet	Cross Slope (PAR)	6.0-7.0%	4 ft	6	SF	$120	$720
7515	391.8 to 395.7 feet	Cross Slope (PAR)	5.0-6.0%	4 ft	16	SF	$120	$1,872
53081	394.8 to 395.8 feet	Vertical Change	-.27	4 ft	4	REF		
7517	395.7 to 397.9 feet	Cross Slope (PAR)	3.0-4.0%	4 ft	9	SF	$120	$1,056
7518	397.9 to 401.1 feet	Cross Slope (PAR)	2.0-3.0%	4 ft	13	SF	$120	$1,536
46168	409.7 to 410.7 feet	Vertical Change	-.47	4 ft	4	LF	$75	$300
48222	424.6 to 425.6 feet	Vertical Change	-.39	4 ft	4	LF	$75	$300
7519	428.1 to 433.3 feet	Cross Slope (PAR)	2.0-3.0%	4 ft	21	SF	$120	$2,496
7521	433.3 to 434.7 feet	Cross Slope (PAR)	4.0-5.0%	4 ft	6	SF	$120	$672
36	435.3 to 436.3 feet	Continuous Width		4 ft	4	SF	$120	$480
58206	435.8 to 456.9 feet	Driveway				REF		
7522	436.5 to 438.7 feet	Cross Slope (Driveway)	7.0-8.0%	4 ft	9	SF	$40	$352
7524	438.7 to 454.4 feet	Cross Slope (Driveway)	9.0-10.0%	4 ft	63	SF	$40	$2,512
43404	451.2 to 452.2 feet	Vertical Change	-.61	4 ft	4	REF		
7526	454.4 to 458.0 feet	Cross Slope (Driveway)	7.0-8.0%	4 ft	14	SF	$40	$576
7528	458.0 to 459.3 feet	Cross Slope (PAR)	5.0-6.0%	4 ft	5	SF	$120	$624
7529	459.3 to 464.8 feet	Cross Slope (PAR)	6.0-7.0%	4 ft	22	SF	$120	$2,640
47975	461.2 to 462.2 feet	Vertical Change	-.4	4 ft	4	REF		
7530	464.8 to 468.1 feet	Cross Slope (PAR)	5.0-6.0%	4 ft	13	SF	$120	$1,584
7532	468.1 to 470.3 feet	Cross Slope (PAR)	3.0-4.0%	4 ft	9	SF	$120	$1,056
7533	470.3 to 480.8 feet	Cross Slope (PAR)	2.0-3.0%	4 ft	42	SF	$120	$5,040

Funding Source: TBD **Year to be Completed** TBD

Street Side	Run ID	Survey Street Name	Starting Street Name	End Street Name	Priority
E	1908221139	GILL WAY	CHARLENE DR	CANAL DR	115

ID	Dist. from Corner	Barrier Type	As-is Measurement/Notes	Sidewalk Width	Qty	Unit	Cost	Total
7534	488.8 to 490.2 feet	Cross Slope (PAR)	2.0-3.0%	4 ft	6	SF	$120	**$672**
44054	493.5 to 494.5 feet	**Vertical Change**	-.57	4 ft	4	REF		
7535	493.5 to 495.5 feet	Cross Slope (PAR)	2.0-3.0%	4 ft	8	SF	$120	**$960**
7536	500.0 to 506.1 feet	Cross Slope (PAR)	2.0-3.0%	4 ft	24	SF	$120	**$2,928**
58207	503.0 to 532.3 feet	Driveway				REF		
7538	506.1 to 509.6 feet	**Cross Slope (Driveway)**	4.0-5.0%	4 ft	14	SF	$40	**$560**
43880	507.9 to 508.9 feet	**Vertical Change**	-.58	4 ft	4	REF		
7540	509.6 to 528.9 feet	**Cross Slope (Driveway)**	6.0-7.0%	4 ft	77	SF	$40	**$3,088**
7542	528.9 to 538.6 feet	**Cross Slope (Driveway)**	8.0-9.0%	4 ft	39	SF	$40	**$1,552**
7544	538.6 to 540.1 feet	Cross Slope (PAR)	6.0-7.0%	4 ft	6	SF	$120	**$720**
7545	540.1 to 543.7 feet	Cross Slope (PAR)	5.0-6.0%	4 ft	14	SF	$120	**$1,728**
7547	543.7 to 545.2 feet	Cross Slope (PAR)	3.0-4.0%	4 ft	6	SF	$120	**$720**
7548	545.2 to 547.8 feet	Cross Slope (PAR)	2.0-3.0%	4 ft	10	SF	$120	**$1,248**
47976	551.5 to 552.5 feet	**Vertical Change**	-.4	4 ft	4	LF	$75	**$300**
7549	552.7 to 561.9 feet	Cross Slope (PAR)	2.0-3.0%	4 ft	37	SF	$120	**$4,416**
7550	567.0 to 570.2 feet	Cross Slope (PAR)	2.0-3.0%	4 ft	13	SF	$120	**$1,536**
7551	580.7 to 584.5 feet	Cross Slope (PAR)	2.0-3.0%	4 ft	15	SF	$120	**$1,824**
7553	584.5 to 589.3 feet	Cross Slope (PAR)	4.0-5.0%	4 ft	19	SF	$120	**$2,304**
58208	588.8 to 610.2 feet	Driveway				REF		
7555	589.3 to 614.0 feet	**Cross Slope (Driveway)**	6.0-7.0%	4 ft	99	SF	$40	**$3,952**
46622	604.2 to 605.2 feet	**Vertical Change**	-.45	4 ft	4	REF		
7559	614.0 to 619.7 feet	Cross Slope (PAR)	8.0-9.0%	4 ft	23	SF	$120	**$2,736**
43723	616.0 to 617.0 feet	**Vertical Change**	-.59	4 ft	4	REF		
7561	619.7 to 621.5 feet	Cross Slope (PAR)	6.0-7.0%	4 ft	7	SF	$120	**$864**
7562	621.5 to 626.7 feet	Cross Slope (PAR)	5.0-6.0%	4 ft	21	SF	$120	**$2,496**
7564	626.7 to 629.3 feet	Cross Slope (PAR)	3.0-4.0%	4 ft	10	SF	$120	**$1,248**
47085	628.3 to 629.3 feet	**Vertical Change**	-.43	4 ft	4	REF		
7565	629.3 to 631.8 feet	Cross Slope (PAR)	2.0-3.0%	4 ft	10	SF	$120	**$1,200**

Funding Source: TBD **Year to be Completed** TBD

Street Side	Run ID	Survey Street Name	Starting Street Name	End Street Name	Priority
E	1908221139	GILL WAY	CHARLENE DR	CANAL DR	115

ID	Dist. from Corner	Barrier Type	As-is Measurement/Notes	Sidewalk Width	Qty	Unit	Cost	Total
7566	647.3 to 661.5 feet	Cross Slope (PAR)	2.0-3.0%	4 ft	57	SF	$120	**$6,816**
45532	656.2 to 657.2 feet	**Vertical Change**	-.5	4 ft	4	REF		
7568	661.5 to 674.7 feet	Cross Slope (PAR)	4.0-5.0%	4 ft	53	SF	$120	**$6,336**
58209	666.6 to 690.1 feet	Driveway				REF		
7570	674.7 to 676.1 feet	**Cross Slope (Driveway)**	6.0-7.0%	4 ft	6	SF	$40	**$224**
7571	676.1 to 704.1 feet	**Cross Slope (Driveway)**	5.0-6.0%	4 ft	112	SF	$40	**$4,480**
43881	681.5 to 682.5 feet	**Vertical Change**	-.58	4 ft	4	REF		
37	688.1 to 689.1 feet	**Continuous Width**		4 ft	4	SF	$120	**$480**
7574	704.1 to 708.2 feet	Cross Slope (PAR)	6.0-7.0%	4 ft	16	SF	$120	**$1,968**
7575	708.2 to 712.0 feet	Cross Slope (PAR)	5.0-6.0%	4 ft	15	SF	$120	**$1,824**
47318	708.3 to 709.3 feet	**Vertical Change**	-.42	4 ft	4	REF		
7576	712.0 to 714.0 feet	Cross Slope (PAR)	6.0-7.0%	4 ft	8	SF	$120	**$960**
7577	714.0 to 716.8 feet	Cross Slope (PAR)	5.0-6.0%	4 ft	11	SF	$120	**$1,344**
7578	716.8 to 732.1 feet	Cross Slope (PAR)	6.0-7.0%	4 ft	61	SF	$120	**$7,344**
58210	718.6 to 734.2 feet	Driveway				REF		
7579	732.1 to 735.2 feet	**Cross Slope (Driveway)**	5.0-6.0%	4 ft	12	SF	$40	**$496**
43126	732.7 to 733.7 feet	**Vertical Change**	-.63	4 ft	4	REF		
7580	735.2 to 740.3 feet	Cross Slope (PAR)	6.0-7.0%	4 ft	20	SF	$120	**$2,448**
7581	740.3 to 743.5 feet	Cross Slope (PAR)	5.0-6.0%	4 ft	13	SF	$120	**$1,536**
7583	743.5 to 745.2 feet	Cross Slope (PAR)	3.0-4.0%	4 ft	7	SF	$120	**$816**
49380	743.7 to 744.7 feet	**Vertical Change**	-.35	4 ft	4	REF		
7584	745.2 to 747.9 feet	Cross Slope (PAR)	2.0-3.0%	4 ft	11	SF	$120	**$1,296**

TOTAL COST FOR: E *side of* **GILL WAY** *Starting at:* **CHARLENE DR** **$148,090.00**

Funding Source: TBD **Year to be Completed** TBD

Street Side	Run ID	Survey Street Name	Starting Street Name	End Street Name	Priority
W	1908230839	GILL WAY	CYPRESS LN	VENTURA AVE	83

ID	Dist. from Corner	Barrier Type	As-is Measurement/Notes	Sidewalk Width	Qty	Unit	Cost	Total
11309	0.0 to 3.0 feet	Cross Slope (PAR)	6.0-7.0%	5 ft	15	SF	$120	**$1,800**
11310	3.0 to 17.8 feet	Cross Slope (PAR)	5.0-6.0%	5 ft	74	SF	$120	**$8,880**
56912	4.2 to 5.2 feet	**Vertical Change**	.5	5 ft	5	REF		
50547	15.8 to 16.8 feet	**Vertical Change**	-.32	5 ft	5	REF		
11314	17.8 to 22.5 feet	Cross Slope (PAR)	3.0-4.0%	5 ft	24	SF	$120	**$2,820**
53236	22.5 to 23.5 feet	**Vertical Change**	-.27	5 ft	5	REF		
11315	22.5 to 31.8 feet	Cross Slope (PAR)	2.0-3.0%	5 ft	47	SF	$120	**$5,580**
42153	55.4 to 56.4 feet	**Vertical Change**	-.74	5 ft	5	SF	$75	**$375**
11316	82.4 to 87.5 feet	Cross Slope (PAR)	2.0-3.0%	5 ft	26	SF	$120	**$3,060**
57376	85.6 to 86.6 feet	**Vertical Change**	1.07	5 ft	5	REF		
11318	88.3 to 103.3 feet	Cross Slope (PAR)	4.0-5.0%	5 ft	75	SF	$120	**$9,000**

TOTAL COST FOR: W *side of* **GILL WAY** *Starting at:* **CYPRESS LN** **$31,515.00**

Funding Source: TBD **Year to be Completed** TBD

Street Side	Run ID	Survey Street Name	Starting Street Name	End Street Name	Priority
E	1908221126	GILL WAY	HOWELL RD	CHARLENE DR	70

ID	Dist. from Corner	Barrier Type	As-is Measurement/Notes	Sidewalk Width	Qty	Unit	Cost	Total
7393	0.0 to 3.9 feet	Cross Slope (PAR)	3.0-4.0%	4 ft	16	SF	$120	**$1,872**
7394	3.9 to 6.6 feet	Cross Slope (PAR)	2.0-3.0%	4 ft	11	SF	$120	**$1,296**
45529	13.3 to 14.3 feet	**Vertical Change**	-.5	4 ft	4	SF	$75	**$300**
44674	19.2 to 20.2 feet	**Vertical Change**	-.54	4 ft	4	SF	$75	**$300**
7395	35.3 to 38.6 feet	Cross Slope (PAR)	2.0-3.0%	4 ft	13	SF	$120	**$1,584**
7396	40.8 to 54.8 feet	Cross Slope (PAR)	2.0-3.0%	4 ft	56	SF	$120	**$6,720**
46857	46.1 to 47.1 feet	**Vertical Change**	-.44	4 ft	4	REF		
48797	66.3 to 67.3 feet	**Vertical Change**	-.37	4 ft	4	REF		
7397	66.7 to 76.5 feet	Cross Slope (PAR)	2.0-3.0%	4 ft	39	SF	$120	**$4,704**
58192	88.5 to 116.2 feet	Driveway				REF		
7398	88.7 to 96.0 feet	**Cross Slope (Driveway)**	2.0-3.0%	4 ft	29	SF	$40	**$1,168**
7400	96.0 to 126.1 feet	**Cross Slope (Driveway)**	4.0-5.0%	4 ft	120	SF	$40	**$4,816**
44443	105.4 to 106.4 feet	**Vertical Change**	-.55	4 ft	4	REF		
7404	126.1 to 135.8 feet	Cross Slope (PAR)	2.0-3.0%	4 ft	39	SF	$120	**$4,656**
50034	135.1 to 136.1 feet	**Vertical Change**	-.33	4 ft	4	REF		
7405	141.8 to 148.9 feet	Cross Slope (PAR)	2.0-3.0%	4 ft	28	SF	$120	**$3,408**
46858	148.0 to 149.0 feet	**Vertical Change**	-.44	4 ft	4	REF		
7407	148.9 to 161.9 feet	Cross Slope (PAR)	4.0-5.0%	4 ft	52	SF	$120	**$6,240**
7409	161.9 to 184.6 feet	Cross Slope (PAR)	2.0-3.0%	4 ft	91	SF	$120	**$10,896**
44051	164.0 to 165.0 feet	**Vertical Change**	-.57	4 ft	4	REF		

TOTAL COST FOR: E *side of* **GILL WAY** *Starting at:* **HOWELL RD** **$47,960.00**

Funding Source: TBD **Year to be Completed** TBD

Street Side	Run ID	Survey Street Name	Starting Street Name	End Street Name	Priority
W	1908230846	GILL WAY	HOWELL RD	CYPRESS LN	119.25

ID	Dist. from Corner	Barrier Type	As-is Measurement/Notes	Sidewalk Width	Qty	Unit	Cost	Total
11385	0.0 to 1.3 feet	Cross Slope (PAR)	3.0-4.0%	5 ft	6	SF	$120	**$702**
11386	1.3 to 22.6 feet	Cross Slope (PAR)	2.0-3.0%	5 ft	96	SF	$120	**$11,502**
11391	26.2 to 31.5 feet	Cross Slope (PAR)	2.0-3.0%	5 ft	24	SF	$120	**$2,862**
11392	65.8 to 86.3 feet	Cross Slope (PAR)	2.0-3.0%	5 ft	92	SF	$120	**$11,070**
54	78.9 to 79.9 feet	Continuous Width		5 ft	5	SF	$120	**$540**
58519	84.0 to 106.4 feet	Driveway				REF		
11395	90.3 to 102.1 feet	Cross Slope (Driveway)	10.0-11.0%	5 ft	53	SF	$40	**$2,124**
11397	102.1 to 105.4 feet	Cross Slope (Driveway)	8.0-9.0%	5 ft	15	SF	$40	**$594**
40354	103.4 to 104.4 feet	Running Slope	7.0-8.0%	5 ft	5	REF		
11399	105.4 to 106.6 feet	Cross Slope (Driveway)	6.0-7.0%	5 ft	5	SF	$40	**$216**
57462	105.7 to 106.7 feet	Vertical Change	1.41	5 ft	5	REF		
11400	106.6 to 118.7 feet	Cross Slope (PAR)	5.0-6.0%	5 ft	54	SF	$120	**$6,534**
53239	118.6 to 119.6 feet	Vertical Change	-.27	5 ft	5	REF		
11403	118.7 to 119.8 feet	Cross Slope (PAR)	3.0-4.0%	5 ft	5	SF	$120	**$594**
11404	119.8 to 120.9 feet	Cross Slope (PAR)	2.0-3.0%	5 ft	5	SF	$120	**$594**
11405	124.6 to 135.4 feet	Cross Slope (PAR)	2.0-3.0%	5 ft	49	SF	$120	**$5,832**
49501	134.7 to 135.7 feet	Vertical Change	-.35	5 ft	5	REF		
11406	151.2 to 174.6 feet	Cross Slope (PAR)	2.0-3.0%	5 ft	105	SF	$120	**$12,636**
44513	166.0 to 167.0 feet	Vertical Change	-.55	5 ft	5	REF		
58520	177.1 to 202.2 feet	Driveway				REF		
11407	184.6 to 199.5 feet	Cross Slope (Driveway)	9.0-10.0%	5 ft	67	SF	$40	**$2,682**
52750	202.5 to 203.5 feet	Vertical Change	-.28	5 ft	5	REF		
58521	209.0 to 233.0 feet	Driveway				REF		
56925	213.8 to 214.8 feet	Vertical Change	.52	5 ft	5	REF		
11410	216.5 to 229.8 feet	Cross Slope (Driveway)	10.0-11.0%	5 ft	60	SF	$40	**$2,394**
11414	229.8 to 230.8 feet	Cross Slope (Driveway)	8.0-9.0%	5 ft	5	SF	$40	**$180**
51859	270.9 to 271.9 feet	Vertical Change	-.3	5 ft	5	LF	$75	**$338**
45605	304.6 to 305.6 feet	Vertical Change	-.5	5 ft	5	SF	$75	**$338**
58522	310.3 to 336.2 feet	Driveway				REF		

Funding Source: TBD **Year to be Completed** TBD

Street Side	Run ID	Survey Street Name	Starting Street Name	End Street Name	Priority
W	1908230846	GILL WAY	HOWELL RD	CYPRESS LN	119.25

ID	Dist. from Corner	Barrier Type	As-is Measurement/Notes	Sidewalk Width	Qty	Unit	Cost	Total
53771	317.0 to 318.0 feet	Vertical Change	-.26	5 ft	5	REF		
11415	320.6 to 333.6 feet	Cross Slope (Driveway)	8.0-9.0%	5 ft	58	SF	$40	$2,340
48601	336.1 to 337.1 feet	Vertical Change	-.38	5 ft	5	REF		
58523	341.4 to 367.3 feet	Driveway				REF		
11417	346.0 to 347.2 feet	Cross Slope (Driveway)	2.0-3.0%	5 ft	5	SF	$40	$216
11418	350.7 to 363.0 feet	Cross Slope (Driveway)	9.0-10.0%	5 ft	55	SF	$40	$2,214
11420	363.0 to 364.2 feet	Cross Slope (Driveway)	7.0-8.0%	5 ft	5	SF	$40	$216
46023	366.4 to 367.4 feet	Vertical Change	-.48	5 ft	5	REF		
49502	376.8 to 377.8 feet	Vertical Change	-.35	5 ft	5	LF	$75	$338
48334	383.5 to 384.5 feet	Vertical Change	-.39	5 ft	5	LF	$75	$338
48602	393.2 to 394.2 feet	Vertical Change	-.38	5 ft	5	LF	$75	$338
41907	399.6 to 400.6 feet	Vertical Change	-.8	5 ft	5	SF	$75	$338

TOTAL COST FOR: W *side of* **GILL WAY** *Starting at:* **HOWELL RD** **$68,067.00**

Funding Source: TBD **Year to be Completed** TBD

Street Side	Run ID	Survey Street Name	Starting Street Name	End Street Name	Priority
E	1908230843	GILL WAY	VENTURA AVE	HOWELL RD	120.25

ID	Dist. from Corner	Barrier Type	As-is Measurement/Notes	Sidewalk Width	Qty	Unit	Cost	Total
11319	0.0 to 16.3 feet	Cross Slope (PAR)	2.0-3.0%	5 ft	82	SF	$120	**$9,780**
50155	6.8 to 7.8 feet	**Vertical Change**	-.33	5 ft	5	REF		
48600	16.8 to 17.8 feet	**Vertical Change**	-.38	5 ft	5	LF	$75	**$375**
46241	27.1 to 28.1 feet	**Vertical Change**	-.47	5 ft	5	LF	$75	**$375**
11322	44.3 to 50.0 feet	Cross Slope (PAR)	2.0-3.0%	5 ft	29	SF	$120	**$3,420**
11323	52.3 to 64.3 feet	Cross Slope (PAR)	2.0-3.0%	5 ft	60	SF	$120	**$7,200**
49500	58.5 to 62.3 feet	**Vertical Change**	-.35	5 ft	19	REF		
11325	64.3 to 109.0 feet	Cross Slope (PAR)	4.0-5.0%	5 ft	224	SF	$120	**$26,820**
49829	75.0 to 76.0 feet	**Vertical Change**	-.34	5 ft	5	REF		
46700	85.0 to 86.0 feet	**Vertical Change**	-.45	5 ft	5	REF		
52748	89.4 to 90.4 feet	**Vertical Change**	-.28	5 ft	5	REF		
48898	98.9 to 99.9 feet	**Vertical Change**	-.37	5 ft	5	REF		
11335	109.0 to 120.1 feet	Cross Slope (PAR)	2.0-3.0%	5 ft	56	SF	$120	**$6,660**
47646	111.9 to 112.9 feet	**Vertical Change**	-.41	5 ft	5	REF		
11338	139.7 to 153.3 feet	Cross Slope (PAR)	2.0-3.0%	5 ft	68	SF	$120	**$8,160**
43301	145.5 to 146.5 feet	**Vertical Change**	-.62	5 ft	5	REF		
11339	159.3 to 169.0 feet	Cross Slope (PAR)	2.0-3.0%	5 ft	48	SF	$120	**$5,820**
46925	162.1 to 163.1 feet	**Vertical Change**	-.44	5 ft	5	REF		
47152	167.1 to 168.1 feet	**Vertical Change**	-.43	5 ft	5	REF		
11341	169.0 to 210.8 feet	Cross Slope (PAR)	4.0-5.0%	5 ft	209	SF	$120	**$25,080**
48333	177.8 to 178.8 feet	**Vertical Change**	-.39	5 ft	5	REF		
45112	193.7 to 194.7 feet	**Vertical Change**	-.52	5 ft	5	REF		
11343	210.8 to 217.1 feet	Cross Slope (PAR)	2.0-3.0%	5 ft	32	SF	$120	**$3,780**
58515	211.0 to 238.7 feet	Driveway				REF		
42600	211.2 to 212.2 feet	**Vertical Change**	-.68	5 ft	5	REF		
11345	220.2 to 235.4 feet	**Cross Slope (Driveway)**	9.0-10.0%	5 ft	76	SF	$40	**$3,040**
47153	228.7 to 229.7 feet	**Vertical Change**	-.43	5 ft	5	REF		
11351	239.6 to 240.8 feet	Cross Slope (PAR)	3.0-4.0%	5 ft	6	SF	$120	**$720**

Funding Source: TBD **Year to be Completed** TBD

Street Side	Run ID	Survey Street Name	Starting Street Name	End Street Name	Priority
E	1908230843	GILL WAY	VENTURA AVE	HOWELL RD	120.25

ID	Dist. from Corner	Barrier Type	As-is Measurement/Notes	Sidewalk Width	Qty	Unit	Cost	Total
11352	240.8 to 264.2 feet	Cross Slope (PAR)	2.0-3.0%	5 ft	117	SF	$120	**$14,040**
46022	242.3 to 243.3 feet	**Vertical Change**	-.48	5 ft	5	REF		
50549	259.0 to 260.0 feet	**Vertical Change**	-.32	5 ft	5	REF		
11354	264.2 to 304.5 feet	Cross Slope (PAR)	4.0-5.0%	5 ft	202	SF	$120	**$24,180**
52749	274.9 to 275.9 feet	**Vertical Change**	-.28	5 ft	5	REF		
46478	284.7 to 285.7 feet	**Vertical Change**	-.46	5 ft	5	REF		
46701	291.2 to 292.2 feet	**Vertical Change**	-.45	5 ft	5	REF		
58516	299.1 to 323.0 feet	Driveway				REF		
11360	307.9 to 314.7 feet	**Cross Slope (Driveway)**	12.0-13.0%	5 ft	34	SF	$40	**$1,360**
11362	314.7 to 320.4 feet	**Cross Slope (Driveway)**	10.0-11.0%	5 ft	28	SF	$40	**$1,140**
43467	322.9 to 323.9 feet	**Vertical Change**	-.61	5 ft	5	REF		
11363	323.7 to 362.7 feet	Cross Slope (PAR)	4.0-5.0%	5 ft	195	SF	$120	**$23,400**
58517	356.7 to 383.0 feet	Driveway				REF		
11368	365.5 to 376.3 feet	**Cross Slope (Driveway)**	9.0-10.0%	5 ft	54	SF	$40	**$2,160**
11370	376.3 to 380.4 feet	**Cross Slope (Driveway)**	11.0-12.0%	5 ft	21	SF	$40	**$820**
40353	379.2 to 381.6 feet	Running Slope	5.0-6.0%	5 ft	12	REF		
11371	383.3 to 386.3 feet	**Cross Slope (Driveway)**	6.0-7.0%	5 ft	15	SF	$40	**$600**
57332	387.7 to 388.7 feet	**Vertical Change**	.9	5 ft	5	SF	$75	**$375**
11372	390.3 to 403.6 feet	Cross Slope (PAR)	12.0-13.0%	5 ft	67	SF	$120	**$7,980**
41488	404.4 to 405.4 feet	**Vertical Change**	-1.11	5 ft	5	SF	$75	**$375**
41777	404.5 to 405.5 feet	**Vertical Change**	-.86	5 ft	5	SF	$75	**$375**
11375	406.7 to 424.2 feet	Cross Slope (PAR)	5.0-6.0%	5 ft	88	SF	$120	**$10,500**
58518	418.2 to 443.4 feet	Driveway				REF		
43938	420.0 to 421.0 feet	**Vertical Change**	-.58	5 ft	5	REF		
53238	420.0 to 421.0 feet	**Vertical Change**	-.27	5 ft	5	REF		
53770	424.4 to 425.4 feet	**Vertical Change**	-.26	5 ft	5	REF		
11377	428.7 to 441.1 feet	**Cross Slope (Driveway)**	10.0-11.0%	5 ft	62	SF	$40	**$2,480**
51858	443.5 to 444.5 feet	**Vertical Change**	-.3	5 ft	5	REF		

Funding Source: TBD **Year to be Completed** TBD

Street Side	Run ID	Survey Street Name	Starting Street Name	End Street Name	Priority
E	1908230843	GILL WAY	VENTURA AVE	HOWELL RD	120.25

ID	Dist. from Corner	Barrier Type	As-is Measurement/Notes	Sidewalk Width	Qty	Unit	Cost	Total
11378	444.2 to 537.3 feet	Cross Slope (PAR)	4.0-5.0%	5 ft	465	SF	$120	**$55,860**
11384	537.3 to 541.9 feet	Cross Slope (PAR)	2.0-3.0%	5 ft	23	SF	$120	**$2,760**

TOTAL COST FOR: E *side of* **GILL WAY** *Starting at:* **VENTURA AVE** **$249,635.00**

Funding Source: TBD **Year to be Completed** TBD

Street Side	Run ID	Survey Street Name	Starting Street Name	End Street Name	Priority
W	1908211209	GOLF DR W	AVE 26	PRIVATE ROAD	34

ID	Dist. from Corner	Barrier Type	As-is Measurement/Notes	Sidewalk Width	Qty	Unit	Cost	Total
42466	2.8 to 3.8 feet	Vertical Change	-.69	5 ft	5	SF	$75	$375
4073	4.3 to 14.8 feet	Cross Slope (PAR)	2.0-3.0%	5 ft	53	SF	$120	$6,300
45019	7.8 to 11.1 feet	Vertical Change	-.52	5 ft	17	REF		
41254	18.8 to 19.8 feet	Vertical Change	-1.83	5 ft	5	SF	$75	$375
4074	24.0 to 36.8 feet	Cross Slope (PAR)	2.0-3.0%	5 ft	64	SF	$120	$7,680
47507	25.6 to 26.6 feet	Vertical Change	-.41	5 ft	5	REF		
49635	34.9 to 35.9 feet	Vertical Change	-.34	5 ft	5	REF		
48169	45.9 to 46.9 feet	Vertical Change	-.39	5 ft	5	LF	$75	$375
49974	56.2 to 57.2 feet	Vertical Change	-.33	5 ft	5	LF	$75	$375
4075	66.0 to 134.0 feet	Cross Slope (PAR)	2.0-3.0%	5 ft	340	SF	$120	$40,800
42555	66.3 to 67.3 feet	Vertical Change	-.68	5 ft	5	REF		
41264	76.3 to 77.3 feet	Vertical Change	-1.74	5 ft	5	REF		
46118	86.5 to 87.5 feet	Vertical Change	-.47	5 ft	5	REF		
47020	96.5 to 97.5 feet	Vertical Change	-.43	5 ft	5	REF		
42177	116.4 to 117.4 feet	Vertical Change	-.73	5 ft	5	REF		
46119	136.5 to 137.5 feet	Vertical Change	-.47	5 ft	5	LF	$75	$375
42467	146.3 to 147.3 feet	Vertical Change	-.69	5 ft	5	SF	$75	$375
4082	157.7 to 159.5 feet	Cross Slope (PAR)	2.0-3.0%	5 ft	9	SF	$120	$1,080
4083	163.8 to 170.8 feet	Cross Slope (PAR)	2.0-3.0%	5 ft	35	SF	$120	$4,200
49321	170.5 to 171.5 feet	Vertical Change	-.35	5 ft	5	REF		
42382	177.4 to 178.4 feet	Vertical Change	-.7	5 ft	5	SF	$75	$375
4084	182.8 to 205.1 feet	Cross Slope (PAR)	2.0-3.0%	5 ft	112	SF	$120	$13,380
43704	185.2 to 186.2 feet	Vertical Change	-.59	5 ft	5	REF		
45492	195.9 to 196.9 feet	Vertical Change	-.5	5 ft	5	REF		

TOTAL COST FOR: W *side of* **GOLF DR W** *Starting at:* **AVE 26** **$76,065.00**

Funding Source: TBD **Year to be Completed** TBD

Street Side	Run ID	Survey Street Name	Starting Street Name	End Street Name	Priority
E	1908211212	GOLF DR W	PRIVATE ROAD	AVE 26	48

ID	Dist. from Corner	Barrier Type	As-is Measurement/Notes	Sidewalk Width	Qty	Unit	Cost	Total
41673	3.5 to 4.5 feet	Vertical Change	-.91	5 ft	5	SF	$75	$375
4087	7.4 to 16.2 feet	Cross Slope (PAR)	2.0-3.0%	5 ft	44	SF	$120	$5,280
46343	14.4 to 15.4 feet	Vertical Change	-.46	5 ft	5	REF		
41739	25.4 to 26.4 feet	Vertical Change	-.87	5 ft	5	SF	$75	$375
4088	37.8 to 60.5 feet	Cross Slope (PAR)	2.0-3.0%	5 ft	114	SF	$120	$13,620
41203	39.5 to 40.5 feet	Vertical Change	-2.38	5 ft	5	REF		
41322	48.2 to 49.2 feet	Vertical Change	-1.48	5 ft	5	REF		
52033	55.1 to 56.1 feet	Vertical Change	-.29	5 ft	5	REF		
50701	64.8 to 65.8 feet	Vertical Change	-.31	5 ft	5	LF	$75	$375
42762	77.7 to 78.7 feet	Vertical Change	-.66	5 ft	5	SF	$75	$375
4089	81.3 to 83.8 feet	Cross Slope (PAR)	2.0-3.0%	5 ft	13	SF	$120	$1,500
50702	87.7 to 88.7 feet	Vertical Change	-.31	5 ft	5	LF	$75	$375
44206	97.6 to 98.6 feet	Vertical Change	-.56	5 ft	5	SF	$75	$375
4090	105.6 to 107.8 feet	Cross Slope (PAR)	2.0-3.0%	5 ft	11	SF	$120	$1,320
50703	107.8 to 108.8 feet	Vertical Change	-.31	5 ft	5	REF		
46811	117.9 to 118.9 feet	Vertical Change	-.44	5 ft	5	LF	$75	$375
56621	118.0 to 119.0 feet	Vertical Change	.43	5 ft	5	LF	$75	$375
45211	128.0 to 129.0 feet	Vertical Change	-.51	5 ft	5	SF	$75	$375
45493	137.9 to 138.9 feet	Vertical Change	-.5	5 ft	5	SF	$75	$375
42383	148.0 to 149.0 feet	Vertical Change	-.7	5 ft	5	SF	$75	$375
46567	158.1 to 159.1 feet	Vertical Change	-.45	5 ft	5	LF	$75	$375
41616	168.3 to 169.3 feet	Vertical Change	-.96	5 ft	5	SF	$75	$375
45905	179.6 to 180.6 feet	Vertical Change	-.48	5 ft	5	LF	$75	$375
41212	188.6 to 189.6 feet	Vertical Change	-2.23	5 ft	5	SF	$75	$375
48170	194.9 to 198.3 feet	Vertical Change	-.39	5 ft	17	LF	$75	$1,275
47508	200.7 to 201.7 feet	Vertical Change	-.41	5 ft	5	LF	$75	$375

TOTAL COST FOR: E *side of* **GOLF DR W** *Starting at:* **PRIVATE ROAD** **$28,995.00**

Funding Source: TBD **Year to be Completed** TBD

Street Side	Run ID	Survey Street Name	Starting Street Name	End Street Name	Priority
S	1908211153	GRANITE FALLS WAY	CLUBHOUSE DR	GOLDEN SANDS WAY	49.25

ID	Dist. from Corner	Barrier Type	As-is Measurement/Notes	Sidewalk Width	Qty	Unit	Cost	Total
3722	2.3 to 19.2 feet	Cross Slope (PAR)	2.0-3.0%	5 ft	85	SF	$120	**$10,140**
41645	4.9 to 5.9 feet	**Vertical Change**	-.93	5 ft	5	REF		
47919	14.8 to 15.8 feet	**Vertical Change**	-.4	5 ft	5	REF		
42279	25.6 to 26.6 feet	**Vertical Change**	-.71	5 ft	5	SF	$75	**$375**
3723	31.1 to 42.9 feet	Cross Slope (PAR)	2.0-3.0%	5 ft	59	SF	$120	**$7,080**
43563	36.9 to 37.9 feet	**Vertical Change**	-.6	5 ft	5	REF		
3724	45.8 to 73.1 feet	Cross Slope (PAR)	2.0-3.0%	5 ft	136	SF	$120	**$16,380**
52464	47.1 to 48.1 feet	**Vertical Change**	-.28	5 ft	5	REF		
44204	56.5 to 57.5 feet	**Vertical Change**	-.56	5 ft	5	REF		
48445	65.2 to 66.2 feet	**Vertical Change**	-.38	5 ft	5	REF		
43703	74.9 to 75.9 feet	**Vertical Change**	-.59	5 ft	5	SF	$75	**$375**
3726	76.1 to 80.3 feet	Cross Slope (PAR)	2.0-3.0%	5 ft	21	SF	$120	**$2,520**
3728	80.3 to 89.0 feet	Cross Slope (PAR)	4.0-5.0%	5 ft	44	SF	$120	**$5,220**
44632	81.4 to 82.4 feet	**Vertical Change**	-.54	5 ft	5	REF		
3730	89.0 to 92.1 feet	Cross Slope (PAR)	2.0-3.0%	5 ft	16	SF	$120	**$1,860**
45484	91.2 to 92.2 feet	**Vertical Change**	-.5	5 ft	5	REF		
3731	102.0 to 108.6 feet	Cross Slope (PAR)	2.0-3.0%	5 ft	33	SF	$120	**$3,960**
48164	102.9 to 103.9 feet	**Vertical Change**	-.39	5 ft	5	REF		
49632	115.9 to 116.9 feet	**Vertical Change**	-.34	5 ft	5	LF	$75	**$375**
3732	121.7 to 160.0 feet	Cross Slope (PAR)	2.0-3.0%	5 ft	192	SF	$120	**$22,980**
47254	123.5 to 124.5 feet	**Vertical Change**	-.42	5 ft	5	REF		
45485	141.4 to 142.4 feet	**Vertical Change**	-.5	5 ft	5	REF		
57911	157.0 to 198.7 feet	Driveway				REF		
53938	158.4 to 159.4 feet	**Vertical Change**	-.25	5 ft	5	REF		
3738	160.0 to 171.4 feet	**Cross Slope (Driveway)**	4.0-5.0%	5 ft	57	SF	$40	**$2,280**
48165	164.5 to 165.5 feet	**Vertical Change**	-.39	5 ft	5	REF		
3742	171.4 to 195.3 feet	**Cross Slope (Driveway)**	2.0-3.0%	5 ft	120	SF	$40	**$4,780**
49313	180.7 to 181.7 feet	**Vertical Change**	-.35	5 ft	5	REF		

Funding Source: TBD **Year to be Completed** TBD

Street Side	Run ID	Survey Street Name	Starting Street Name	End Street Name	Priority
S	1908211153	GRANITE FALLS WAY	CLUBHOUSE DR	GOLDEN SANDS WAY	49.25

ID	Dist. from Corner	Barrier Type	As-is Measurement/Notes	Sidewalk Width	Qty	Unit	Cost	Total
40098	194.1 to 196.2 feet	Running Slope	5.0-6.0%	5 ft	11	REF		
3746	195.3 to 197.2 feet	Cross Slope (Driveway)	4.0-5.0%	5 ft	10	SF	$40	$380
41385	198.5 to 199.5 feet	Vertical Change	-1.31	5 ft	5	REF		
52021	199.7 to 200.9 feet	Vertical Change	-.29	5 ft	6	LF	$75	$450
40099	201.7 to 203.4 feet	Running Slope	5.0-6.0%	5 ft	9	SF	$120	$1,020
57155	202.0 to 203.0 feet	Vertical Change	.67	5 ft	5	SF	$75	$375
45486	204.5 to 205.5 feet	Vertical Change	-.5	5 ft	5	SF	$75	$375
48732	208.7 to 209.7 feet	Vertical Change	-.37	5 ft	5	LF	$75	$375
3747	215.6 to 257.4 feet	Cross Slope (PAR)	2.0-3.0%	5 ft	209	SF	$120	$25,080
42227	228.4 to 229.4 feet	Vertical Change	-.72	5 ft	5	REF		
45487	241.1 to 242.1 feet	Vertical Change	-.5	5 ft	5	REF		
50317	255.6 to 259.4 feet	Vertical Change	-.32	5 ft	19	REF		
3752	257.4 to 262.9 feet	Cross Slope (PAR)	4.0-5.0%	5 ft	28	SF	$120	$3,300
41795	260.4 to 261.4 feet	Vertical Change	-.84	5 ft	5	REF		
3754	262.9 to 271.3 feet	Cross Slope (PAR)	2.0-3.0%	5 ft	42	SF	$120	$5,040
50318	263.0 to 268.7 feet	Vertical Change	-.32	5 ft	29	REF		
49010	289.0 to 290.0 feet	Vertical Change	-.36	5 ft	5	REF		
50689	298.2 to 299.2 feet	Vertical Change	-.31	5 ft	5	REF		
47015	303.0 to 304.0 feet	Vertical Change	-.43	5 ft	5	REF		
53478	308.1 to 309.1 feet	Vertical Change	-.26	5 ft	5	REF		
52465	313.3 to 314.3 feet	Vertical Change	-.28	5 ft	5	LF	$75	$375
3758	315.0 to 334.2 feet	Cross Slope (PAR)	2.0-3.0%	5 ft	96	SF	$120	$11,520
48447	318.4 to 319.4 feet	Vertical Change	-.38	5 ft	5	REF		
50690	323.2 to 324.2 feet	Vertical Change	-.31	5 ft	5	REF		
45702	330.8 to 334.3 feet	Vertical Change	-.49	5 ft	18	REF		
47255	337.7 to 345.9 feet	Vertical Change	-.42	5 ft	41	LF	$75	$3,075
3760	339.0 to 358.4 feet	Cross Slope (PAR)	2.0-3.0%	5 ft	97	SF	$120	$11,640
41383	347.3 to 348.3 feet	Vertical Change	-1.32	5 ft	5	REF		

Funding Source: TBD **Year to be Completed** TBD

Street Side	Run ID	Survey Street Name	Starting Street Name	End Street Name	Priority
S	1908211153	GRANITE FALLS WAY	CLUBHOUSE DR	GOLDEN SANDS WAY	49.25

ID	Dist. from Corner	Barrier Type	As-is Measurement/Notes	Sidewalk Width	Qty	Unit	Cost	Total
49967	352.4 to 355.9 feet	Vertical Change	-.33	5 ft	18	REF		
49314	362.5 to 370.9 feet	Vertical Change	-.35	5 ft	42	LF	$75	**$3,150**
3761	367.9 to 375.1 feet	Cross Slope (PAR)	2.0-3.0%	5 ft	36	SF	$120	**$4,320**
53480	374.9 to 375.9 feet	Vertical Change	-.26	5 ft	5	REF		
44410	377.4 to 378.4 feet	Vertical Change	-.55	5 ft	5	SF	$75	**$375**
49012	384.9 to 385.9 feet	Vertical Change	-.36	5 ft	5	LF	$75	**$375**
41507	387.3 to 388.3 feet	Vertical Change	-1.08	5 ft	5	SF	$75	**$375**
3762	390.4 to 480.5 feet	Cross Slope (PAR)	2.0-3.0%	5 ft	451	SF	$120	**$54,060**
46807	397.8 to 398.8 feet	Vertical Change	-.44	5 ft	5	REF		
49315	407.8 to 408.8 feet	Vertical Change	-.35	5 ft	5	REF		
41239	414.2 to 415.2 feet	Vertical Change	-1.92	5 ft	5	REF		
57490	414.2 to 415.2 feet	Vertical Change	1.65	5 ft	5	REF		
50692	414.5 to 415.5 feet	Vertical Change	-.31	5 ft	5	REF		
50693	418.1 to 419.1 feet	Vertical Change	-.31	5 ft	5	REF		
47016	438.1 to 439.1 feet	Vertical Change	-.43	5 ft	5	REF		
49968	448.4 to 449.4 feet	Vertical Change	-.33	5 ft	5	REF		
41536	468.3 to 469.3 feet	Vertical Change	-1.04	5 ft	5	REF		
42280	477.7 to 478.7 feet	Vertical Change	-.71	5 ft	5	REF		
3767	482.7 to 543.7 feet	Cross Slope (PAR)	2.0-3.0%	5 ft	305	SF	$120	**$36,600**
45488	487.3 to 488.3 feet	Vertical Change	-.5	5 ft	5	REF		
43377	507.7 to 508.7 feet	Vertical Change	-.61	5 ft	5	REF		
42037	517.6 to 518.6 feet	Vertical Change	-.76	5 ft	5	REF		
46337	536.8 to 537.8 feet	Vertical Change	-.46	5 ft	5	REF		
3776	543.7 to 597.8 feet	Cross Slope (PAR)	4.0-5.0%	5 ft	270	SF	$120	**$32,460**
51610	576.3 to 577.3 feet	Vertical Change	-.3	5 ft	5	REF		
51611	585.8 to 586.8 feet	Vertical Change	-.3	5 ft	5	REF		
50320	589.0 to 590.0 feet	Vertical Change	-.32	5 ft	5	REF		
51612	594.2 to 598.3 feet	Vertical Change	-.3	5 ft	20	REF		

Funding Source: TBD **Year to be Completed** TBD

Street Side	Run ID	Survey Street Name	Starting Street Name	End Street Name	Priority
S	1908211153	GRANITE FALLS WAY	CLUBHOUSE DR	GOLDEN SANDS WAY	49.25

ID	Dist. from Corner	Barrier Type	As-is Measurement/Notes	Sidewalk Width	Qty	Unit	Cost	Total
3786	597.8 to 600.8 feet	Cross Slope (PAR)	2.0-3.0%	5 ft	15	SF	$120	**$1,800**
53481	602.2 to 603.2 feet	**Vertical Change**	-.26	5 ft	5	LF	$75	**$375**

TOTAL COST FOR: S *side of* **GRANITE FALLS WAY** *Starting at:* **CLUBHOUSE DR** **$275,220.00**

Funding Source: TBD **Year to be Completed** TBD

Street Side	Run ID	Survey Street Name	Starting Street Name	End Street Name	Priority
S	1908211155	GRANITE FALLS WAY	GOLDEN SANDS WAY	GOLDEN SANDS WAY	34

ID	Dist. from Corner	Barrier Type	As-is Measurement/Notes	Sidewalk Width	Qty	Unit	Cost	Total
3787	0.0 to 181.1 feet	Cross Slope (PAR)	2.0-3.0%	5 ft	906	SF	$120	**$108,660**
43564	1.7 to 4.5 feet	**Vertical Change**	-.6	5 ft	14	REF		
41439	6.9 to 7.9 feet	**Vertical Change**	-1.19	5 ft	5	REF		
48733	12.1 to 13.1 feet	**Vertical Change**	-.37	5 ft	5	REF		
53482	17.1 to 18.1 feet	**Vertical Change**	-.26	5 ft	5	REF		
50694	77.2 to 78.2 feet	**Vertical Change**	-.31	5 ft	5	REF		
53483	96.7 to 97.7 feet	**Vertical Change**	-.26	5 ft	5	REF		
53484	116.8 to 117.8 feet	**Vertical Change**	-.26	5 ft	5	REF		
52024	155.5 to 156.5 feet	**Vertical Change**	-.29	5 ft	5	REF		
3808	181.1 to 187.2 feet	**Cross Slope (Driveway)**	4.0-5.0%	5 ft	31	SF	$40	**$1,220**
3810	187.2 to 210.8 feet	**Cross Slope (Driveway)**	2.0-3.0%	5 ft	118	SF	$40	**$4,720**
49013	210.1 to 211.1 feet	**Vertical Change**	-.36	5 ft	5	REF		

TOTAL COST FOR: S *side of* **GRANITE FALLS WAY** *Starting at:* **GOLDEN SANDS WAY** **$114,600.00**

Funding Source: TBD **Year to be Completed** TBD

Street Side	Run ID	Survey Street Name	Starting Street Name	End Street Name	Priority
S	1908211156	GRANITE FALLS WAY	GOLDEN SANDS WAY	SIDEWALK ENDS	24

ID	Dist. from Corner	Barrier Type	As-is Measurement/Notes	Sidewalk Width	Qty	Unit	Cost	Total
47017	2.1 to 3.1 feet	**Vertical Change**	-.43	5 ft	5	LF	$75	**$375**
3813	5.9 to 82.1 feet	Cross Slope (PAR)	2.0-3.0%	5 ft	381	SF	$120	**$45,720**
47921	7.8 to 8.8 feet	**Vertical Change**	-.4	5 ft	5	REF		
52466	18.8 to 19.8 feet	**Vertical Change**	-.28	5 ft	5	REF		
48448	28.5 to 29.5 feet	**Vertical Change**	-.38	5 ft	5	REF		
3822	86.6 to 103.9 feet	Cross Slope (PAR)	2.0-3.0%	5 ft	87	SF	$120	**$10,380**

TOTAL COST FOR: S *side of* **GRANITE FALLS WAY** *Starting at:* **GOLDEN SANDS WAY** **$56,475.00**

Funding Source: TBD **Year to be Completed** TBD

Street Side	Run ID	Survey Street Name	Starting Street Name	End Street Name	Priority
N	1908211200	GRANITE FALLS WAY	SIDEWALK BEGINS	CLUBHOUSE DR	84.25

ID	Dist. from Corner	Barrier Type	As-is Measurement/Notes	Sidewalk Width	Qty	Unit	Cost	Total
57913	0.0 to 25.8 feet	Driveway				REF		
3824	0.7 to 15.3 feet	Cross Slope (Driveway)	6.0-7.0%	5 ft	73	SF	$40	**$2,920**
49969	4.2 to 5.2 feet	Vertical Change	-.33	5 ft	5	REF		
3826	15.3 to 24.2 feet	Cross Slope (Driveway)	8.0-9.0%	5 ft	45	SF	$40	**$1,780**
40101	22.3 to 23.5 feet	Running Slope	6.0-7.0%	5 ft	6	REF		
3828	27.1 to 40.6 feet	Cross Slope (PAR)	4.0-5.0%	5 ft	68	SF	$120	**$8,100**
47922	36.4 to 37.4 feet	Vertical Change	-.4	5 ft	5	REF		
3830	40.6 to 45.7 feet	Cross Slope (PAR)	2.0-3.0%	5 ft	26	SF	$120	**$3,060**
57914	41.5 to 78.7 feet	Driveway				REF		
41445	46.0 to 47.0 feet	Vertical Change	-1.17	5 ft	5	REF		
3832	49.3 to 75.1 feet	Cross Slope (Driveway)	9.0-10.0%	5 ft	129	SF	$40	**$5,160**
42663	56.7 to 57.7 feet	Vertical Change	-.67	5 ft	5	REF		
42121	67.4 to 68.4 feet	Vertical Change	-.74	5 ft	5	REF		
41363	77.9 to 78.9 feet	Vertical Change	-1.37	5 ft	5	REF		
46338	87.4 to 88.4 feet	Vertical Change	-.46	5 ft	5	LF	$75	**$375**
42985	97.5 to 98.5 feet	Vertical Change	-.64	5 ft	5	SF	$75	**$375**
43565	107.8 to 108.8 feet	Vertical Change	-.6	5 ft	5	SF	$75	**$375**
41615	117.9 to 118.9 feet	Vertical Change	-.96	5 ft	5	SF	$75	**$375**
44411	126.6 to 127.6 feet	Vertical Change	-.55	5 ft	5	SF	$75	**$375**
42080	136.1 to 137.1 feet	Vertical Change	-.75	5 ft	5	SF	$75	**$375**
41312	144.5 to 145.5 feet	Vertical Change	-1.52	5 ft	5	REF		
3837	144.6 to 155.5 feet	Cross Slope (PAR)	2.0-3.0%	5 ft	55	SF	$120	**$6,540**
43378	154.6 to 155.6 feet	Vertical Change	-.61	5 ft	5	REF		
44027	164.4 to 165.4 feet	Vertical Change	-.57	5 ft	5	SF	$75	**$375**
57915	171.2 to 207.4 feet	Driveway				REF		
3838	173.0 to 174.2 feet	Cross Slope (Driveway)	2.0-3.0%	5 ft	6	SF	$40	**$240**
41440	174.0 to 175.0 feet	Vertical Change	-1.19	5 ft	5	REF		
3839	177.0 to 204.6 feet	Cross Slope (Driveway)	8.0-9.0%	5 ft	138	SF	$40	**$5,520**

Funding Source: TBD **Year to be Completed** TBD

Street Side	Run ID	Survey Street Name	Starting Street Name	End Street Name	Priority
N	1908211200	GRANITE FALLS WAY	SIDEWALK BEGINS	CLUBHOUSE DR	84.25

ID	Dist. from Corner	Barrier Type	As-is Measurement/Notes	Sidewalk Width	Qty	Unit	Cost	Total
42380	185.9 to 186.9 feet	Vertical Change	-.7	5 ft	5	REF		
42122	196.5 to 197.5 feet	Vertical Change	-.74	5 ft	5	REF		
47256	207.0 to 208.0 feet	Vertical Change	-.42	5 ft	5	REF		
3842	207.7 to 208.7 feet	Cross Slope (PAR)	3.0-4.0%	5 ft	5	SF	$120	**$600**
3843	208.7 to 213.3 feet	Cross Slope (PAR)	2.0-3.0%	5 ft	23	SF	$120	**$2,760**
44205	217.0 to 218.0 feet	Vertical Change	-.56	5 ft	5	SF	$75	**$375**
3844	220.6 to 226.6 feet	Cross Slope (PAR)	2.0-3.0%	5 ft	30	SF	$120	**$3,600**
57916	221.7 to 259.4 feet	Driveway				REF		
41253	226.3 to 227.3 feet	Vertical Change	-1.84	5 ft	5	REF		
3846	229.8 to 256.1 feet	Cross Slope (Driveway)	9.0-10.0%	5 ft	132	SF	$40	**$5,260**
46562	237.8 to 238.8 feet	Vertical Change	-.45	5 ft	5	REF		
42552	248.2 to 249.2 feet	Vertical Change	-.68	5 ft	5	REF		
40102	255.9 to 257.8 feet	Running Slope	6.0-7.0%	5 ft	10	REF		
3850	259.8 to 261.9 feet	Cross Slope (PAR)	2.0-3.0%	5 ft	10	SF	$120	**$1,260**
45703	263.5 to 264.5 feet	Vertical Change	-.49	5 ft	5	LF	$75	**$375**
3851	267.4 to 293.6 feet	Cross Slope (PAR)	2.0-3.0%	5 ft	131	SF	$120	**$15,720**
42879	273.9 to 274.9 feet	Vertical Change	-.65	5 ft	5	REF		
43229	294.0 to 295.0 feet	Vertical Change	-.62	5 ft	5	SF	$75	**$375**
3854	297.1 to 353.7 feet	Cross Slope (PAR)	2.0-3.0%	5 ft	283	SF	$120	**$33,960**
42381	304.5 to 305.5 feet	Vertical Change	-.7	5 ft	5	REF		
48449	324.7 to 325.7 feet	Vertical Change	-.38	5 ft	5	REF		
42761	334.6 to 335.6 feet	Vertical Change	-.66	5 ft	5	REF		
42986	344.4 to 345.4 feet	Vertical Change	-.64	5 ft	5	REF		
57917	349.5 to 386.7 feet	Driveway				REF		
41295	354.0 to 355.0 feet	Vertical Change	-1.6	5 ft	5	REF		
3856	357.6 to 375.9 feet	Cross Slope (Driveway)	9.0-10.0%	5 ft	92	SF	$40	**$3,660**
45902	364.5 to 365.5 feet	Vertical Change	-.48	5 ft	5	REF		
42553	375.1 to 376.1 feet	Vertical Change	-.68	5 ft	5	REF		

Funding Source: TBD **Year to be Completed** TBD

Street Side	Run ID	Survey Street Name	Starting Street Name	End Street Name	Priority
N	1908211200	GRANITE FALLS WAY	SIDEWALK BEGINS	CLUBHOUSE DR	84.25

ID	Dist. from Corner	Barrier Type	As-is Measurement/Notes	Sidewalk Width	Qty	Unit	Cost	Total
3858	375.9 to 384.0 feet	Cross Slope (Driveway)	7.0-8.0%	5 ft	41	SF	$40	**$1,620**
41466	386.1 to 387.1 feet	Vertical Change	-1.13	5 ft	5	REF		
50321	395.3 to 396.3 feet	Vertical Change	-.32	5 ft	5	LF	$75	**$375**
57918	402.6 to 439.2 feet	Driveway				REF		
41890	406.2 to 407.2 feet	Vertical Change	-.8	5 ft	5	REF		
3859	409.1 to 416.3 feet	Cross Slope (Driveway)	6.0-7.0%	5 ft	36	SF	$40	**$1,440**
3861	416.3 to 436.3 feet	Cross Slope (Driveway)	8.0-9.0%	5 ft	100	SF	$40	**$4,000**
42554	416.9 to 417.9 feet	Vertical Change	-.68	5 ft	5	REF		
44836	427.8 to 428.8 feet	Vertical Change	-.53	5 ft	5	REF		
49316	438.4 to 439.4 feet	Vertical Change	-.35	5 ft	5	REF		
3864	439.6 to 459.4 feet	Cross Slope (PAR)	2.0-3.0%	5 ft	99	SF	$120	**$11,880**
47257	448.2 to 452.8 feet	Vertical Change	-.42	5 ft	23	REF		
52025	455.7 to 457.4 feet	Vertical Change	-.29	5 ft	9	REF		
41333	459.3 to 460.3 feet	Vertical Change	-1.44	5 ft	5	REF		
52026	462.2 to 463.2 feet	Vertical Change	-.29	5 ft	5	LF	$75	**$375**
43230	465.0 to 466.0 feet	Vertical Change	-.62	5 ft	5	SF	$75	**$375**
52027	467.4 to 470.9 feet	Vertical Change	-.29	5 ft	18	LF	$75	**$1,313**
45489	474.9 to 481.0 feet	Vertical Change	-.5	5 ft	31	SF	$75	**$2,288**
53486	485.0 to 486.0 feet	Vertical Change	-.26	5 ft	5	LF	$75	**$375**
53943	512.3 to 513.3 feet	Vertical Change	-.25	5 ft	5	LF	$75	**$375**
53487	519.8 to 525.6 feet	Vertical Change	-.26	5 ft	29	LF	$75	**$2,175**
57919	530.0 to 567.5 feet	Driveway				REF		
42123	534.3 to 535.3 feet	Vertical Change	-.74	5 ft	5	REF		
3867	537.7 to 547.6 feet	Cross Slope (Driveway)	7.0-8.0%	5 ft	49	SF	$40	**$1,980**
42081	545.3 to 546.3 feet	Vertical Change	-.75	5 ft	5	REF		
3869	547.6 to 558.5 feet	Cross Slope (Driveway)	9.0-10.0%	5 ft	55	SF	$40	**$2,180**
45209	556.1 to 557.1 feet	Vertical Change	-.51	5 ft	5	REF		
3871	558.5 to 564.2 feet	Cross Slope (Driveway)	7.0-8.0%	5 ft	29	SF	$40	**$1,140**

Funding Source: TBD **Year to be Completed** TBD

Street Side	Run ID	Survey Street Name	Starting Street Name	End Street Name	Priority
N	1908211200	GRANITE FALLS WAY	SIDEWALK BEGINS	CLUBHOUSE DR	84.25

ID	Dist. from Corner	Barrier Type	As-is Measurement/Notes	Sidewalk Width	Qty	Unit	Cost	Total
40103	563.7 to 565.8 feet	Running Slope	5.0-6.0%	5 ft	10	REF		
46808	566.6 to 567.6 feet	Vertical Change	-.44	5 ft	5	REF		
49633	576.3 to 577.3 feet	Vertical Change	-.34	5 ft	5	LF	$75	$375
55986	576.3 to 577.3 feet	Vertical Change	.39	5 ft	5	LF	$75	$375
3872	577.8 to 586.3 feet	Cross Slope (PAR)	2.0-3.0%	5 ft	43	SF	$120	$5,100
57920	582.8 to 619.8 feet	Driveway				REF		
43100	586.5 to 587.5 feet	Vertical Change	-.63	5 ft	5	REF		
3873	589.7 to 616.4 feet	Cross Slope (Driveway)	9.0-10.0%	5 ft	133	SF	$40	$5,340
44633	598.1 to 599.1 feet	Vertical Change	-.54	5 ft	5	REF		
44837	608.6 to 609.6 feet	Vertical Change	-.53	5 ft	5	REF		
3874	620.4 to 637.8 feet	Cross Slope (Driveway)	2.0-3.0%	5 ft	87	SF	$40	$3,480
53488	621.3 to 624.3 feet	Vertical Change	-.26	5 ft	15	REF		
44634	627.2 to 628.2 feet	Vertical Change	-.54	5 ft	5	REF		
52468	634.5 to 635.5 feet	Vertical Change	-.28	5 ft	5	REF		
41860	646.9 to 647.9 feet	Vertical Change	-.81	5 ft	5	SF	$75	$375
3875	648.3 to 661.0 feet	Cross Slope (PAR)	2.0-3.0%	5 ft	64	SF	$120	$7,620
47504	656.8 to 657.8 feet	Vertical Change	-.41	5 ft	5	REF		
3876	664.9 to 676.7 feet	Cross Slope (PAR)	2.0-3.0%	5 ft	59	SF	$120	$7,080
46809	666.8 to 667.8 feet	Vertical Change	-.44	5 ft	5	REF		
57921	670.7 to 708.7 feet	Driveway				REF		
41480	676.3 to 677.3 feet	Vertical Change	-1.12	5 ft	5	REF		
3878	679.6 to 688.3 feet	Cross Slope (Driveway)	9.0-10.0%	5 ft	44	SF	$40	$1,740
44635	687.0 to 688.0 feet	Vertical Change	-.54	5 ft	5	REF		
3880	688.3 to 705.7 feet	Cross Slope (Driveway)	7.0-8.0%	5 ft	87	SF	$40	$3,480
43231	697.8 to 698.8 feet	Vertical Change	-.62	5 ft	5	REF		
41277	708.4 to 709.4 feet	Vertical Change	-1.66	5 ft	5	REF		
3881	719.8 to 721.1 feet	Cross Slope (PAR)	2.0-3.0%	5 ft	7	SF	$120	$780
46339	720.9 to 721.9 feet	Vertical Change	-.46	5 ft	5	REF		

Funding Source: TBD **Year to be Completed** TBD

Street Side	Run ID	Survey Street Name	Starting Street Name	End Street Name	Priority
N	1908211200	GRANITE FALLS WAY	SIDEWALK BEGINS	CLUBHOUSE DR	84.25

ID	Dist. from Corner	Barrier Type	As-is Measurement/Notes	Sidewalk Width	Qty	Unit	Cost	Total
3882	725.7 to 728.1 feet	Cross Slope (PAR)	2.0-3.0%	5 ft	12	SF	$120	**$1,440**
43855	740.9 to 741.9 feet	**Vertical Change**	-.58	5 ft	5	SF	$75	**$375**

TOTAL COST FOR: N *side of* **GRANITE FALLS WAY** *Starting at:* **SIDEWALK BEGINS** **$173,340.00**

Funding Source: TBD **Year to be Completed** TBD

Street Side	Run ID	Survey Street Name	Starting Street Name	End Street Name	Priority
N	1909241318	GRANT DR	TRUMAN DR	VERNAL DR	77.75

ID	Dist. from Corner	Barrier Type	As-is Measurement/Notes	Sidewalk Width	Qty	Unit	Cost	Total
17383	4.2 to 5.4 feet	Cross Slope (PAR)	2.0-3.0%	5 ft	6	SF	$120	**$720**
58972	4.3 to 30.2 feet	Driveway				REF		
54454	4.5 to 5.5 feet	**Vertical Change**	.3	5 ft	5	REF		
17384	9.3 to 26.1 feet	**Cross Slope (Driveway)**	10.0-11.0%	5 ft	84	SF	$40	**$3,360**
17391	36.2 to 41.9 feet	Cross Slope (PAR)	2.0-3.0%	5 ft	28	SF	$120	**$3,420**
54455	61.6 to 62.6 feet	**Vertical Change**	.3	5 ft	5	LF	$75	**$375**
17392	63.2 to 91.9 feet	Cross Slope (PAR)	2.0-3.0%	5 ft	144	SF	$120	**$17,220**
17394	100.9 to 112.4 feet	Cross Slope (PAR)	2.0-3.0%	5 ft	58	SF	$120	**$6,900**
17396	114.7 to 116.4 feet	Cross Slope (PAR)	3.0-4.0%	5 ft	9	SF	$120	**$1,020**
17397	116.4 to 117.4 feet	Cross Slope (PAR)	2.0-3.0%	5 ft	5	SF	$120	**$600**
17398	125.5 to 129.2 feet	Cross Slope (PAR)	3.0-4.0%	5 ft	18	SF	$120	**$2,220**
58973	126.8 to 153.5 feet	Driveway				REF		
56075	127.0 to 128.0 feet	**Vertical Change**	.4	5 ft	5	REF		
17400	131.2 to 132.2 feet	**Cross Slope (Driveway)**	8.0-9.0%	5 ft	5	SF	$40	**$200**
17401	134.4 to 136.0 feet	**Cross Slope (Driveway)**	9.0-10.0%	5 ft	8	SF	$40	**$320**
17402	140.5 to 147.1 feet	**Cross Slope (Driveway)**	9.0-10.0%	5 ft	33	SF	$40	**$1,320**
17404	147.1 to 149.3 feet	**Cross Slope (Driveway)**	7.0-8.0%	5 ft	11	SF	$40	**$440**
17405	151.1 to 155.0 feet	**Cross Slope (Driveway)**	4.0-5.0%	5 ft	20	SF	$40	**$780**
65	154.0 to 155.0 feet	**Continuous Width**		5 ft	5	SF	$120	**$600**
17407	155.0 to 157.5 feet	Cross Slope (PAR)	2.0-3.0%	5 ft	13	SF	$120	**$1,500**
58974	156.3 to 181.8 feet	Driveway				REF		
17408	160.9 to 179.0 feet	**Cross Slope (Driveway)**	9.0-10.0%	5 ft	91	SF	$40	**$3,620**
57628	188.8 to 189.8 feet	**Vertical Change**	3.3	5 ft	5	SF	$75	**$375**
17413	204.3 to 213.9 feet	Cross Slope (PAR)	2.0-3.0%	5 ft	48	SF	$120	**$5,760**
17414	222.5 to 237.2 feet	Cross Slope (PAR)	2.0-3.0%	5 ft	74	SF	$120	**$8,820**
58975	235.7 to 261.3 feet	Driveway				REF		
17416	240.7 to 257.7 feet	**Cross Slope (Driveway)**	11.0-12.0%	5 ft	85	SF	$40	**$3,400**
17419	261.6 to 262.8 feet	Cross Slope (PAR)	3.0-4.0%	5 ft	6	SF	$120	**$720**
17420	262.8 to 269.5 feet	Cross Slope (PAR)	2.0-3.0%	5 ft	34	SF	$120	**$4,020**

Funding Source: TBD **Year to be Completed** TBD

Street Side	Run ID	Survey Street Name	Starting Street Name	End Street Name	Priority
N	1909241318	GRANT DR	TRUMAN DR	VERNAL DR	77.75

ID	Dist. from Corner	Barrier Type	As-is Measurement/Notes	Sidewalk Width	Qty	Unit	Cost	Total
17422	273.0 to 274.5 feet	Cross Slope (PAR)	2.0-3.0%	5 ft	8	SF	$120	**$900**
17423	277.1 to 315.3 feet	Cross Slope (PAR)	2.0-3.0%	5 ft	191	SF	$120	**$22,920**
54456	314.4 to 315.4 feet	**Vertical Change**	.3	5 ft	5	REF		
58976	314.7 to 340.3 feet	Driveway				REF		
17429	315.3 to 316.9 feet	**Cross Slope (Driveway)**	4.0-5.0%	5 ft	8	SF	$40	**$320**
17430	319.8 to 323.8 feet	**Cross Slope (Driveway)**	8.0-9.0%	5 ft	20	SF	$40	**$800**
17432	323.8 to 333.4 feet	**Cross Slope (Driveway)**	10.0-11.0%	5 ft	48	SF	$40	**$1,920**
17434	333.4 to 337.1 feet	**Cross Slope (Driveway)**	8.0-9.0%	5 ft	19	SF	$40	**$740**
17435	339.8 to 340.8 feet	**Cross Slope (Driveway)**	3.0-4.0%	5 ft	5	SF	$40	**$200**
17436	340.8 to 349.1 feet	Cross Slope (PAR)	2.0-3.0%	5 ft	42	SF	$120	**$4,980**
17439	351.5 to 422.6 feet	Cross Slope (PAR)	2.0-3.0%	5 ft	356	SF	$120	**$42,660**
54457	374.4 to 375.4 feet	**Vertical Change**	.3	5 ft	5	REF		
56076	391.4 to 392.4 feet	**Vertical Change**	.4	5 ft	5	REF		
17449	422.6 to 443.7 feet	Cross Slope (PAR)	4.0-5.0%	5 ft	106	SF	$120	**$12,660**
58977	442.0 to 467.9 feet	Driveway				REF		
54458	442.1 to 443.1 feet	**Vertical Change**	.3	5 ft	5	REF		
17453	447.2 to 465.0 feet	**Cross Slope (Driveway)**	10.0-11.0%	5 ft	89	SF	$40	**$3,560**
17458	468.4 to 469.8 feet	**Cross Slope (Driveway)**	2.0-3.0%	5 ft	7	SF	$40	**$280**
58978	472.5 to 498.1 feet	Driveway				REF		
40463	475.1 to 476.2 feet	Running Slope	5.0-6.0%	5 ft	6	REF		
17459	477.3 to 494.8 feet	**Cross Slope (Driveway)**	9.0-10.0%	5 ft	88	SF	$40	**$3,500**
17463	498.3 to 499.4 feet	**Cross Slope (Driveway)**	3.0-4.0%	5 ft	6	SF	$40	**$220**
17464	499.4 to 516.3 feet	Cross Slope (PAR)	2.0-3.0%	5 ft	84	SF	$120	**$10,140**
17466	516.3 to 529.9 feet	Cross Slope (PAR)	4.0-5.0%	5 ft	68	SF	$120	**$8,160**
54459	517.0 to 518.0 feet	**Vertical Change**	.3	5 ft	5	REF		
17468	529.9 to 537.4 feet	Cross Slope (PAR)	2.0-3.0%	5 ft	38	SF	$120	**$4,500**
17471	539.5 to 549.8 feet	Cross Slope (PAR)	3.0-4.0%	5 ft	51	SF	$120	**$6,180**
17472	550.3 to 552.9 feet	Cross Slope (PAR)	2.0-3.0%	5 ft	13	SF	$120	**$1,560**
58979	551.4 to 577.1 feet	Driveway				REF		

Funding Source: TBD **Year to be Completed** TBD

Street Side	Run ID	Survey Street Name	Starting Street Name	End Street Name	Priority
N	1909241318	GRANT DR	TRUMAN DR	VERNAL DR	77.75

ID	Dist. from Corner	Barrier Type	As-is Measurement/Notes	Sidewalk Width	Qty	Unit	Cost	Total
40464	553.0 to 554.9 feet	Running Slope	5.0-6.0%	5 ft	10	REF		
17473	556.6 to 573.3 feet	Cross Slope (Driveway)	10.0-11.0%	5 ft	83	SF	$40	$3,340
17475	577.3 to 595.5 feet	Cross Slope (Driveway)	2.0-3.0%	5 ft	91	SF	$40	$3,640
17477	611.3 to 630.1 feet	Cross Slope (PAR)	2.0-3.0%	5 ft	94	SF	$120	$11,280
58980	628.8 to 655.1 feet	Driveway				REF		
54460	629.0 to 630.0 feet	Vertical Change	.3	5 ft	5	REF		
40465	631.6 to 632.8 feet	Running Slope	5.0-6.0%	5 ft	6	REF		
17478	634.4 to 637.6 feet	Cross Slope (Driveway)	9.0-10.0%	5 ft	16	SF	$40	$640
17480	638.0 to 641.0 feet	Cross Slope (Driveway)	11.0-12.0%	5 ft	15	SF	$40	$600
17482	641.0 to 651.9 feet	Cross Slope (Driveway)	9.0-10.0%	5 ft	55	SF	$40	$2,180
17487	655.6 to 656.6 feet	Cross Slope (PAR)	2.0-3.0%	5 ft	5	SF	$120	$600
17488	678.1 to 734.5 feet	Cross Slope (PAR)	2.0-3.0%	5 ft	282	SF	$120	$33,840
17493	752.6 to 757.2 feet	Cross Slope (PAR)	2.0-3.0%	5 ft	23	SF	$120	$2,760
56677	758.9 to 759.9 feet	Vertical Change	.5	5 ft	5	SF	$75	$375
58981	759.0 to 784.0 feet	Driveway				REF		
17495	763.3 to 781.2 feet	Cross Slope (Driveway)	10.0-11.0%	5 ft	90	SF	$40	$3,580
58982	787.1 to 813.8 feet	Driveway				REF		
17498	792.1 to 809.0 feet	Cross Slope (Driveway)	9.0-10.0%	5 ft	85	SF	$40	$3,380
17502	809.0 to 811.4 feet	Cross Slope (Driveway)	11.0-12.0%	5 ft	12	SF	$40	$480
56077	813.0 to 814.0 feet	Vertical Change	.4	5 ft	5	REF		
17504	815.3 to 816.8 feet	Cross Slope (PAR)	3.0-4.0%	5 ft	8	SF	$120	$900
17505	816.8 to 868.6 feet	Cross Slope (PAR)	2.0-3.0%	5 ft	259	SF	$120	$31,080
58983	867.1 to 892.5 feet	Driveway				REF		
17512	872.5 to 888.7 feet	Cross Slope (Driveway)	10.0-11.0%	5 ft	81	SF	$40	$3,240
54461	891.6 to 892.6 feet	Vertical Change	.3	5 ft	5	REF		
17517	892.9 to 894.0 feet	Cross Slope (PAR)	2.0-3.0%	5 ft	6	SF	$120	$660
17518	902.0 to 946.6 feet	Cross Slope (PAR)	2.0-3.0%	5 ft	223	SF	$120	$26,760
54462	902.7 to 903.7 feet	Vertical Change	.3	5 ft	5	REF		
58984	945.1 to 971.3 feet	Driveway				REF		

Funding Source: TBD **Year to be Completed** TBD

Street Side	Run ID	Survey Street Name	Starting Street Name	End Street Name	Priority
N	1909241318	GRANT DR	TRUMAN DR	VERNAL DR	77.75

ID	Dist. from Corner	Barrier Type	As-is Measurement/Notes	Sidewalk Width	Qty	Unit	Cost	Total
54463	945.7 to 946.7 feet	Vertical Change	.3	5 ft	5	REF		
17522	946.6 to 947.8 feet	Cross Slope (Driveway)	4.0-5.0%	5 ft	6	SF	$40	$240
17523	950.3 to 956.3 feet	Cross Slope (Driveway)	9.0-10.0%	5 ft	30	SF	$40	$1,200
17526	956.3 to 959.2 feet	Cross Slope (Driveway)	11.0-12.0%	5 ft	15	SF	$40	$580
17527	962.3 to 967.7 feet	Cross Slope (Driveway)	11.0-12.0%	5 ft	27	SF	$40	$1,080
17529	967.7 to 968.8 feet	Cross Slope (Driveway)	9.0-10.0%	5 ft	6	SF	$40	$220
17530	971.3 to 1027.2 feet	Cross Slope (Driveway)	4.0-5.0%	5 ft	280	SF	$40	$11,180
58985	1024.4 to 1050.2 feet	Driveway				REF		
17542	1031.2 to 1046.9 feet	Cross Slope (Driveway)	11.0-12.0%	5 ft	79	SF	$40	$3,140
17545	1052.7 to 1071.9 feet	Cross Slope (PAR)	2.0-3.0%	5 ft	96	SF	$120	$11,520
17547	1072.1 to 1132.5 feet	Cross Slope (PAR)	4.0-5.0%	5 ft	302	SF	$120	$36,240
17553	1132.5 to 1138.6 feet	Cross Slope (PAR)	2.0-3.0%	5 ft	30	SF	$120	$3,660
17554	1140.8 to 1153.7 feet	Cross Slope (PAR)	2.0-3.0%	5 ft	65	SF	$120	$7,740
54464	1152.9 to 1153.9 feet	Vertical Change	.3	5 ft	5	REF		
58986	1153.1 to 1178.5 feet	Driveway				REF		
40466	1154.8 to 1156.6 feet	Running Slope	6.0-7.0%	5 ft	9	REF		
17558	1158.6 to 1163.7 feet	Cross Slope (Driveway)	11.0-12.0%	5 ft	26	SF	$40	$1,020
17560	1163.7 to 1175.4 feet	Cross Slope (Driveway)	9.0-10.0%	5 ft	59	SF	$40	$2,340
40467	1176.2 to 1178.3 feet	Running Slope	5.0-6.0%	5 ft	11	REF		
17562	1178.9 to 1183.0 feet	Cross Slope (PAR)	2.0-3.0%	5 ft	20	SF	$120	$2,460
54465	1180.1 to 1181.1 feet	Vertical Change	.3	5 ft	5	REF		
58987	1183.2 to 1208.4 feet	Driveway				REF		
17564	1187.7 to 1205.2 feet	Cross Slope (Driveway)	10.0-11.0%	5 ft	88	SF	$40	$3,500
57008	1207.7 to 1208.7 feet	Vertical Change	.6	5 ft	5	REF		
17572	1208.7 to 1209.7 feet	Cross Slope (PAR)	3.0-4.0%	5 ft	5	SF	$120	$600
17573	1209.7 to 1258.2 feet	Cross Slope (PAR)	2.0-3.0%	5 ft	243	SF	$120	$29,100
58988	1302.8 to 1328.2 feet	Driveway				REF		
40468	1304.5 to 1306.0 feet	Running Slope	5.0-6.0%	5 ft	8	REF		
17577	1308.8 to 1324.7 feet	Cross Slope (Driveway)	9.0-10.0%	5 ft	80	SF	$40	$3,180

Funding Source: TBD **Year to be Completed** TBD

Street Side	Run ID	Survey Street Name	Starting Street Name	End Street Name	Priority
N	1909241318	GRANT DR	TRUMAN DR	VERNAL DR	77.75

ID	Dist. from Corner	Barrier Type	As-is Measurement/Notes	Sidewalk Width	Qty	Unit	Cost	Total
56078	1326.8 to 1327.8 feet	Vertical Change	.4	5 ft	5	REF		
17582	1330.0 to 1333.9 feet	Cross Slope (PAR)	2.0-3.0%	5 ft	20	SF	$120	**$2,340**

TOTAL COST FOR: N *side of* **GRANT DR** *Starting at:* **TRUMAN DR** **$444,585.00**

Funding Source: TBD **Year to be Completed** TBD

Street Side	Run ID	Survey Street Name	Starting Street Name	End Street Name	Priority
S	1909241159	GRANT DR	VERNAL DR	TRUMAN DR	92.5

ID	Dist. from Corner	Barrier Type	As-is Measurement/Notes	Sidewalk Width	Qty	Unit	Cost	Total
56086	5.1 to 6.1 feet	Vertical Change	.4	5 ft	5	LF	$75	$375
66	16.0 to 17.0 feet	Continuous Width		5 ft	5	SF	$120	$600
57453	18.0 to 19.0 feet	Vertical Change	1.4	5 ft	5	SF	$75	$375
59000	20.3 to 44.3 feet	Driveway				REF		
17791	22.0 to 25.0 feet	Cross Slope (Driveway)	8.0-9.0%	5 ft	15	SF	$40	$600
17793	25.6 to 38.8 feet	Cross Slope (Driveway)	10.0-11.0%	5 ft	66	SF	$40	$2,640
17796	38.8 to 39.8 feet	Cross Slope (Driveway)	8.0-9.0%	5 ft	5	SF	$40	$200
17797	42.3 to 43.3 feet	Cross Slope (Driveway)	3.0-4.0%	5 ft	5	SF	$40	$200
17798	43.3 to 57.3 feet	Cross Slope (Driveway)	2.0-3.0%	5 ft	70	SF	$40	$2,800
17801	63.1 to 65.8 feet	Cross Slope (PAR)	2.0-3.0%	5 ft	14	SF	$120	$1,620
17802	69.5 to 73.8 feet	Cross Slope (PAR)	2.0-3.0%	5 ft	22	SF	$120	$2,580
17803	78.1 to 99.0 feet	Cross Slope (PAR)	2.0-3.0%	5 ft	105	SF	$120	$12,540
54488	81.2 to 82.2 feet	Vertical Change	.3	5 ft	5	REF		
59001	98.2 to 124.9 feet	Driveway				REF		
56087	98.4 to 99.4 feet	Vertical Change	.4	5 ft	5	REF		
17808	106.2 to 121.7 feet	Cross Slope (Driveway)	11.0-12.0%	5 ft	78	SF	$40	$3,100
40477	123.3 to 124.5 feet	Running Slope	5.0-6.0%	5 ft	6	REF		
17813	124.0 to 133.1 feet	Cross Slope (Driveway)	4.0-5.0%	5 ft	46	SF	$40	$1,820
54489	132.9 to 133.9 feet	Vertical Change	.3	5 ft	5	REF		
17817	133.1 to 136.6 feet	Cross Slope (PAR)	6.0-7.0%	5 ft	18	SF	$120	$2,100
17818	136.6 to 142.3 feet	Cross Slope (PAR)	5.0-6.0%	5 ft	29	SF	$120	$3,420
17820	142.3 to 144.3 feet	Cross Slope (PAR)	3.0-4.0%	5 ft	10	SF	$120	$1,200
17821	145.3 to 146.5 feet	Cross Slope (PAR)	2.0-3.0%	5 ft	6	SF	$120	$720
17822	152.0 to 162.8 feet	Cross Slope (PAR)	2.0-3.0%	5 ft	54	SF	$120	$6,480
54490	160.0 to 161.0 feet	Vertical Change	.3	5 ft	5	REF		
17825	163.6 to 168.0 feet	Cross Slope (PAR)	4.0-5.0%	5 ft	22	SF	$120	$2,640
56088	166.9 to 170.9 feet	Vertical Change	.4	5 ft	20	REF		
17828	168.0 to 171.0 feet	Cross Slope (PAR)	6.0-7.0%	5 ft	15	SF	$120	$1,800

Funding Source: TBD **Year to be Completed** TBD

Street Side	Run ID	Survey Street Name	Starting Street Name	End Street Name	Priority
S	1909241159	GRANT DR	VERNAL DR	TRUMAN DR	92.5

ID	Dist. from Corner	Barrier Type	As-is Measurement/Notes	Sidewalk Width	Qty	Unit	Cost	Total
17829	171.0 to 176.3 feet	Cross Slope (PAR)	5.0-6.0%	5 ft	27	SF	$120	**$3,180**
56089	176.5 to 177.5 feet	**Vertical Change**	.4	5 ft	5	REF		
17831	176.5 to 177.8 feet	Cross Slope (PAR)	3.0-4.0%	5 ft	7	SF	$120	**$780**
17832	177.8 to 178.8 feet	Cross Slope (PAR)	2.0-3.0%	5 ft	5	SF	$120	**$600**
54491	198.7 to 199.7 feet	**Vertical Change**	.3	5 ft	5	REF		
17833	199.2 to 228.8 feet	Cross Slope (PAR)	2.0-3.0%	5 ft	148	SF	$120	**$17,760**
59002	227.0 to 253.2 feet	Driveway				REF		
17835	233.2 to 250.1 feet	**Cross Slope (Driveway)**	10.0-11.0%	5 ft	85	SF	$40	**$3,380**
40478	250.8 to 252.4 feet	Running Slope	5.0-6.0%	5 ft	8	REF		
56090	251.9 to 252.9 feet	**Vertical Change**	.4	5 ft	5	REF		
17838	253.3 to 254.4 feet	**Cross Slope (Driveway)**	3.0-4.0%	5 ft	6	SF	$40	**$220**
17839	254.4 to 297.5 feet	Cross Slope (PAR)	2.0-3.0%	5 ft	216	SF	$120	**$25,860**
17843	301.1 to 304.2 feet	Cross Slope (PAR)	2.0-3.0%	5 ft	15	SF	$120	**$1,860**
59003	304.8 to 332.3 feet	Driveway				REF		
17844	306.5 to 307.6 feet	**Cross Slope (Driveway)**	2.0-3.0%	5 ft	6	SF	$40	**$220**
17845	311.1 to 329.3 feet	**Cross Slope (Driveway)**	9.0-10.0%	5 ft	91	SF	$40	**$3,640**
17850	331.3 to 337.2 feet	**Cross Slope (Driveway)**	4.0-5.0%	5 ft	30	SF	$40	**$1,180**
59004	334.3 to 361.4 feet	Driveway				REF		
40479	337.5 to 339.4 feet	Running Slope	5.0-6.0%	5 ft	10	REF		
17852	339.9 to 357.6 feet	**Cross Slope (Driveway)**	9.0-10.0%	5 ft	89	SF	$40	**$3,540**
17856	361.2 to 362.4 feet	**Cross Slope (Driveway)**	4.0-5.0%	5 ft	6	SF	$40	**$240**
56091	361.3 to 362.3 feet	**Vertical Change**	.4	5 ft	5	REF		
17857	365.0 to 381.8 feet	Cross Slope (PAR)	4.0-5.0%	5 ft	84	SF	$120	**$10,080**
54492	365.9 to 366.9 feet	**Vertical Change**	.3	5 ft	5	REF		
54493	377.2 to 378.2 feet	**Vertical Change**	.3	5 ft	5	REF		
17863	381.8 to 430.8 feet	Cross Slope (PAR)	2.0-3.0%	5 ft	245	SF	$120	**$29,400**
17869	437.5 to 457.0 feet	Cross Slope (PAR)	2.0-3.0%	5 ft	98	SF	$120	**$11,700**
56092	446.4 to 447.4 feet	**Vertical Change**	.4	5 ft	5	REF		

Funding Source: TBD **Year to be Completed** TBD

Street Side	Run ID	Survey Street Name	Starting Street Name	End Street Name	Priority
S	1909241159	GRANT DR	VERNAL DR	TRUMAN DR	92.5

ID	Dist. from Corner	Barrier Type	As-is Measurement/Notes	Sidewalk Width	Qty	Unit	Cost	Total
17871	460.9 to 467.1 feet	Cross Slope (PAR)	2.0-3.0%	5 ft	31	SF	$120	**$3,720**
59005	463.8 to 490.1 feet	Driveway				REF		
54494	464.1 to 465.1 feet	**Vertical Change**	.3	5 ft	5	REF		
17873	470.9 to 474.8 feet	**Cross Slope (Driveway)**	11.0-12.0%	5 ft	20	SF	$40	**$780**
17875	475.2 to 479.3 feet	**Cross Slope (Driveway)**	9.0-10.0%	5 ft	21	SF	$40	**$820**
17877	479.3 to 485.8 feet	**Cross Slope (Driveway)**	11.0-12.0%	5 ft	33	SF	$40	**$1,300**
56093	502.3 to 503.3 feet	**Vertical Change**	.4	5 ft	5	REF		
17880	503.2 to 544.4 feet	Cross Slope (PAR)	2.0-3.0%	5 ft	206	SF	$120	**$24,720**
56680	523.6 to 524.6 feet	**Vertical Change**	.5	5 ft	5	REF		
56681	530.4 to 531.4 feet	**Vertical Change**	.5	5 ft	5	REF		
59006	542.7 to 568.8 feet	Driveway				REF		
57010	543.0 to 544.0 feet	**Vertical Change**	.6	5 ft	5	REF		
40480	545.5 to 547.1 feet	Running Slope	5.0-6.0%	5 ft	8	REF		
17887	548.6 to 565.8 feet	**Cross Slope (Driveway)**	11.0-12.0%	5 ft	86	SF	$40	**$3,440**
17891	569.3 to 570.4 feet	**Cross Slope (Driveway)**	3.0-4.0%	5 ft	6	SF	$40	**$220**
17892	570.9 to 585.8 feet	Cross Slope (PAR)	2.0-3.0%	5 ft	74	SF	$120	**$8,940**
57495	582.7 to 583.7 feet	**Vertical Change**	1.7	5 ft	5	REF		
54495	590.2 to 591.2 feet	**Vertical Change**	.3	5 ft	5	REF		
17894	590.4 to 594.8 feet	Cross Slope (PAR)	3.0-4.0%	5 ft	22	SF	$120	**$2,640**
17895	597.6 to 602.3 feet	Cross Slope (PAR)	3.0-4.0%	5 ft	23	SF	$120	**$2,820**
57574	601.5 to 602.5 feet	**Vertical Change**	2.7	5 ft	5	REF		
17896	602.7 to 607.7 feet	Cross Slope (PAR)	2.0-3.0%	5 ft	25	SF	$120	**$3,000**
17898	608.2 to 624.4 feet	Cross Slope (PAR)	4.0-5.0%	5 ft	81	SF	$120	**$9,720**
59007	621.5 to 647.8 feet	Driveway				REF		
17900	626.8 to 628.8 feet	**Cross Slope (Driveway)**	9.0-10.0%	5 ft	10	SF	$40	**$400**
17902	629.0 to 644.3 feet	**Cross Slope (Driveway)**	11.0-12.0%	5 ft	76	SF	$40	**$3,060**
17906	647.8 to 651.8 feet	**Cross Slope (Driveway)**	4.0-5.0%	5 ft	20	SF	$40	**$800**
17909	651.8 to 668.1 feet	Cross Slope (PAR)	2.0-3.0%	5 ft	82	SF	$120	**$9,780**

Funding Source: TBD **Year to be Completed** TBD

Street Side	Run ID	Survey Street Name	Starting Street Name	End Street Name	Priority
S	1909241159	GRANT DR	VERNAL DR	TRUMAN DR	92.5

ID	Dist. from Corner	Barrier Type	As-is Measurement/Notes	Sidewalk Width	Qty	Unit	Cost	Total
17913	670.8 to 704.1 feet	Cross Slope (PAR)	2.0-3.0%	5 ft	167	SF	$120	**$19,980**
56094	676.8 to 677.8 feet	**Vertical Change**	.4	5 ft	5	REF		
59008	700.6 to 727.3 feet	Driveway				REF		
56095	701.5 to 702.5 feet	**Vertical Change**	.4	5 ft	5	REF		
17920	706.3 to 708.4 feet	**Cross Slope (Driveway)**	7.0-8.0%	5 ft	11	SF	$40	**$420**
17922	708.4 to 718.3 feet	**Cross Slope (Driveway)**	9.0-10.0%	5 ft	50	SF	$40	**$1,980**
17927	720.8 to 722.7 feet	**Cross Slope (Driveway)**	8.0-9.0%	5 ft	10	SF	$40	**$380**
59009	731.5 to 757.1 feet	Driveway				REF		
54496	731.9 to 732.9 feet	**Vertical Change**	.3	5 ft	5	REF		
17928	732.7 to 733.7 feet	**Cross Slope (Driveway)**	2.0-3.0%	5 ft	5	SF	$40	**$200**
40481	734.2 to 735.2 feet	Running Slope	5.0-6.0%	5 ft	5	REF		
17929	737.7 to 752.6 feet	**Cross Slope (Driveway)**	11.0-12.0%	5 ft	75	SF	$40	**$2,980**
54497	779.9 to 780.9 feet	**Vertical Change**	.3	5 ft	5	LF	$75	**$375**
56096	795.1 to 796.1 feet	**Vertical Change**	.4	5 ft	5	LF	$75	**$375**
59010	859.1 to 884.7 feet	Driveway				REF		
17934	859.9 to 861.0 feet	**Cross Slope (Driveway)**	2.0-3.0%	5 ft	6	SF	$40	**$220**
17935	865.8 to 878.7 feet	**Cross Slope (Driveway)**	11.0-12.0%	5 ft	65	SF	$40	**$2,580**
17938	879.1 to 881.7 feet	**Cross Slope (Driveway)**	9.0-10.0%	5 ft	13	SF	$40	**$520**
17939	883.2 to 884.2 feet	**Cross Slope (Driveway)**	6.0-7.0%	5 ft	5	SF	$40	**$200**
17940	885.1 to 907.7 feet	**Cross Slope (Driveway)**	4.0-5.0%	5 ft	113	SF	$40	**$4,520**
17945	907.7 to 929.4 feet	Cross Slope (PAR)	2.0-3.0%	5 ft	109	SF	$120	**$13,020**
17950	937.6 to 939.7 feet	Cross Slope (PAR)	2.0-3.0%	5 ft	11	SF	$120	**$1,260**
59011	938.0 to 963.8 feet	Driveway				REF		
40482	940.9 to 942.4 feet	Running Slope	5.0-6.0%	5 ft	8	REF		
54498	943.0 to 944.0 feet	**Vertical Change**	.3	5 ft	5	REF		
17951	944.0 to 959.2 feet	**Cross Slope (Driveway)**	11.0-12.0%	5 ft	76	SF	$40	**$3,040**
54499	962.7 to 963.7 feet	**Vertical Change**	.3	5 ft	5	REF		
57171	972.8 to 973.8 feet	**Vertical Change**	.7	5 ft	5	SF	$75	**$375**
17955	977.5 to 981.6 feet	Cross Slope (PAR)	2.0-3.0%	5 ft	21	SF	$120	**$2,460**

Funding Source: TBD **Year to be Completed** TBD

Street Side	Run ID	Survey Street Name	Starting Street Name	End Street Name	Priority
S	1909241159	GRANT DR	VERNAL DR	TRUMAN DR	92.5

ID	Dist. from Corner	Barrier Type	As-is Measurement/Notes	Sidewalk Width	Qty	Unit	Cost	Total
54500	978.7 to 979.7 feet	Vertical Change	.3	5 ft	5	REF		
17956	986.1 to 1006.6 feet	Cross Slope (PAR)	2.0-3.0%	5 ft	103	SF	$120	$12,300
17957	1010.3 to 1013.0 feet	Cross Slope (PAR)	2.0-3.0%	5 ft	14	SF	$120	$1,620
59012	1017.8 to 1043.2 feet	Driveway				REF		
17959	1018.2 to 1019.6 feet	Cross Slope (Driveway)	2.0-3.0%	5 ft	7	SF	$40	$280
40483	1019.4 to 1021.0 feet	Running Slope	5.0-6.0%	5 ft	8	REF		
17960	1023.7 to 1040.3 feet	Cross Slope (Driveway)	10.0-11.0%	5 ft	83	SF	$40	$3,320
17965	1063.9 to 1097.2 feet	Cross Slope (PAR)	2.0-3.0%	5 ft	166	SF	$120	$19,980
54501	1079.9 to 1080.9 feet	Vertical Change	.3	5 ft	5	REF		
59013	1096.0 to 1121.4 feet	Driveway				REF		
17968	1100.5 to 1116.7 feet	Cross Slope (Driveway)	11.0-12.0%	5 ft	81	SF	$40	$3,240
17972	1116.9 to 1118.3 feet	Cross Slope (Driveway)	9.0-10.0%	5 ft	7	SF	$40	$280
17973	1121.9 to 1125.8 feet	Cross Slope (PAR)	2.0-3.0%	5 ft	19	SF	$120	$2,340
59014	1125.2 to 1151.3 feet	Driveway				REF		
17974	1129.3 to 1133.0 feet	Cross Slope (Driveway)	9.0-10.0%	5 ft	19	SF	$40	$740
17976	1133.0 to 1141.1 feet	Cross Slope (Driveway)	11.0-12.0%	5 ft	40	SF	$40	$1,620
17978	1141.1 to 1147.9 feet	Cross Slope (Driveway)	9.0-10.0%	5 ft	34	SF	$40	$1,360
17979	1151.0 to 1255.6 feet	Cross Slope (Driveway)	2.0-3.0%	5 ft	523	SF	$40	$20,920
54502	1174.2 to 1175.2 feet	Vertical Change	.3	5 ft	5	REF		
59015	1253.9 to 1279.4 feet	Driveway				REF		
40484	1256.5 to 1257.8 feet	Running Slope	6.0-7.0%	5 ft	7	REF		
17988	1258.4 to 1276.3 feet	Cross Slope (Driveway)	8.0-9.0%	5 ft	89	SF	$40	$3,580
17992	1279.8 to 1287.1 feet	Cross Slope (PAR)	2.0-3.0%	5 ft	36	SF	$120	$4,380
17995	1287.1 to 1291.1 feet	Cross Slope (PAR)	4.0-5.0%	5 ft	20	SF	$120	$2,400
54503	1288.8 to 1289.8 feet	Vertical Change	.3	5 ft	5	REF		
17997	1291.1 to 1333.0 feet	Cross Slope (PAR)	2.0-3.0%	5 ft	210	SF	$120	$25,140
59016	1332.8 to 1357.6 feet	Driveway				REF		
18000	1336.9 to 1354.1 feet	Cross Slope (Driveway)	10.0-11.0%	5 ft	86	SF	$40	$3,440
18005	1358.0 to 1373.0 feet	Cross Slope (Driveway)	2.0-3.0%	5 ft	75	SF	$40	$3,000

Funding Source: TBD **Year to be Completed** TBD

Street Side	Run ID	Survey Street Name	Starting Street Name	End Street Name	Priority
S	1909241159	GRANT DR	VERNAL DR	TRUMAN DR	92.5

ID	Dist. from Corner	Barrier Type	As-is Measurement/Notes	Sidewalk Width	Qty	Unit	Cost	Total
54504	1359.2 to 1360.2 feet	Vertical Change	.3	5 ft	5	REF		

TOTAL COST FOR: S *side of* **GRANT DR** *Starting at:* **VERNAL DR** **$402,435.00**

Funding Source: TBD **Year to be Completed** TBD

Street Side	Run ID	Survey Street Name	Starting Street Name	End Street Name	Priority
E	1909240921	HARDING AVE	1505 HARDING AVE	15TH ST	55

ID	Dist. from Corner	Barrier Type	As-is Measurement/Notes	Sidewalk Width	Qty	Unit	Cost	Total
20154	0.0 to 3.0 feet	Cross Slope (PAR)	2.0-3.0%	4 ft	12	SF	$120	**$1,440**
59134	0.3 to 15.2 feet	Driveway				REF		
20155	17.3 to 24.3 feet	Cross Slope (PAR)	2.0-3.0%	4 ft	28	SF	$120	**$3,360**
56151	26.5 to 27.5 feet	**Vertical Change**	.4	4 ft	4	LF	$75	**$300**
20158	36.0 to 38.8 feet	Cross Slope (PAR)	2.0-3.0%	4 ft	11	SF	$120	**$1,344**
57306	42.9 to 43.9 feet	**Vertical Change**	.9	4 ft	4	SF	$75	**$300**
57175	48.1 to 49.1 feet	**Vertical Change**	.7	4 ft	4	SF	$75	**$300**
57383	52.8 to 53.8 feet	**Vertical Change**	1.1	4 ft	4	SF	$75	**$300**
20160	64.3 to 72.3 feet	Cross Slope (PAR)	3.0-4.0%	4 ft	32	SF	$120	**$3,840**
57591	68.8 to 69.8 feet	**Vertical Change**	2.9	4 ft	4	REF		
20163	72.8 to 90.0 feet	Cross Slope (PAR)	2.0-3.0%	4 ft	69	SF	$120	**$8,256**
57307	83.1 to 84.1 feet	**Vertical Change**	.9	4 ft	4	REF		

TOTAL COST FOR: E *side of* **HARDING AVE** *Starting at:* **1505 HARDING AVE** **$19,440.00**

Funding Source: TBD **Year to be Completed** TBD

Street Side	Run ID	Survey Street Name	Starting Street Name	End Street Name	Priority
E	1909240916	HARDING AVE	1517 HARDING AVE	1517 HARDING AVE	46

ID	Dist. from Corner	Barrier Type	As-is Measurement/Notes	Sidewalk Width	Qty	Unit	Cost	Total
57256	5.2 to 6.2 feet	Vertical Change	.8	5 ft	5	SF	$75	**$375**
20186	22.4 to 44.9 feet	Cross Slope (PAR)	2.0-3.0%	5 ft	113	SF	$120	**$13,500**
20193	49.5 to 70.1 feet	Cross Slope (PAR)	2.0-3.0%	5 ft	103	SF	$120	**$12,360**
59137	50.6 to 70.9 feet	Driveway				REF		

TOTAL COST FOR: E *side of* **HARDING AVE** *Starting at:* **1517 HARDING AVE** **$26,235.00**

Funding Source: TBD **Year to be Completed** TBD

Street Side	Run ID	Survey Street Name	Starting Street Name	End Street Name	Priority
W	1909240929	HARDING AVE	1520 HARDING AVE	1520 HARDING AVE	35

ID	Dist. from Corner	Barrier Type	As-is Measurement/Notes	Sidewalk Width	Qty	Unit	Cost	Total
59132	0.2 to 24.1 feet	Driveway				REF		
20140	42.5 to 44.7 feet	Cross Slope (PAR)	2.0-3.0%	4 ft	9	SF	$120	**$1,056**
20141	63.8 to 66.2 feet	Cross Slope (PAR)	2.0-3.0%	4 ft	10	SF	$120	**$1,152**

TOTAL COST FOR: W *side of* **HARDING AVE** *Starting at:* **1520 HARDING AVE** **$2,208.00**

Funding Source: TBD **Year to be Completed** TBD

Street Side	Run ID	Survey Street Name	Starting Street Name	End Street Name	Priority
W	1909240932	HARDING AVE	1528 HARDING AVE	1528 HARDING AVE	43

ID	Dist. from Corner	Barrier Type	As-is Measurement/Notes	Sidewalk Width	Qty	Unit	Cost	Total
20126	0.0 to 11.0 feet	Cross Slope (PAR)	3.0-4.0%	4 ft	41	SF	$120	**$4,950**
54621	7.4 to 8.4 feet	**Vertical Change**	.3	4 ft	4	REF		
20127	11.2 to 30.7 feet	Cross Slope (PAR)	2.0-3.0%	4 ft	73	SF	$120	**$8,775**
20132	31.4 to 34.8 feet	Cross Slope (PAR)	4.0-5.0%	4 ft	13	SF	$120	**$1,530**
20134	34.8 to 51.3 feet	Cross Slope (PAR)	2.0-3.0%	4 ft	62	SF	$120	**$7,425**
59131	47.8 to 75.5 feet	Driveway				REF		
56698	63.1 to 64.1 feet	**Vertical Change**	.5	4 ft	4	REF		
20139	71.4 to 75.7 feet	**Cross Slope (Driveway)**	2.0-3.0%	4 ft	16	SF	$40	**$645**

TOTAL COST FOR: W *side of* **HARDING AVE** *Starting at:* **1528 HARDING AVE** **$23,325.00**

Funding Source: TBD **Year to be Completed** TBD

Street Side	Run ID	Survey Street Name	Starting Street Name	End Street Name	Priority
E	1909240911	HARDING AVE	1529 HARDING AVE	1525 HARDING AVE	50.25

ID	Dist. from Corner	Barrier Type	As-is Measurement/Notes	Sidewalk Width	Qty	Unit	Cost	Total
20199	0.0 to 2.3 feet	Cross Slope (PAR)	3.0-4.0%	5 ft	11	SF	$120	**$1,380**
20200	2.3 to 8.3 feet	Cross Slope (PAR)	2.0-3.0%	5 ft	30	SF	$120	**$3,600**
59138	2.9 to 28.4 feet	Driveway				REF		
20201	10.4 to 14.7 feet	**Cross Slope (Driveway)**	3.0-4.0%	5 ft	22	SF	$40	**$860**
20203	14.7 to 32.5 feet	**Cross Slope (Driveway)**	2.0-3.0%	5 ft	89	SF	$40	**$3,560**
56152	30.8 to 31.8 feet	**Vertical Change**	.4	5 ft	5	REF		
57630	45.3 to 46.3 feet	**Vertical Change**	3.3	5 ft	5	SF	$75	**$375**
20207	48.4 to 64.8 feet	Cross Slope (PAR)	2.0-3.0%	5 ft	82	SF	$120	**$9,840**
54631	61.5 to 62.5 feet	**Vertical Change**	.3	5 ft	5	REF		
20209	67.5 to 101.5 feet	Cross Slope (PAR)	2.0-3.0%	5 ft	170	SF	$120	**$20,400**
59139	85.8 to 104.9 feet	Driveway				REF		
20217	104.7 to 106.0 feet	**Cross Slope (Driveway)**	2.0-3.0%	5 ft	7	SF	$40	**$260**
20218	106.9 to 152.6 feet	Cross Slope (PAR)	4.0-5.0%	5 ft	229	SF	$120	**$27,420**
40499	149.4 to 150.4 feet	Running Slope	5.0-6.0%	5 ft	5	REF		

TOTAL COST FOR: E *side of* **HARDING AVE** *Starting at:* **1529 HARDING AVE** **$67,695.00**

Funding Source: TBD **Year to be Completed** TBD

Street Side	Run ID	Survey Street Name	Starting Street Name	End Street Name	Priority
W	1909240926	HARDING AVE	15TH ST	1508 HARDING AVE	50

ID	Dist. from Corner	Barrier Type	As-is Measurement/Notes	Sidewalk Width	Qty	Unit	Cost	Total
54622	17.9 to 18.9 feet	Vertical Change	.3	4 ft	4	LF	$75	$300
20142	21.4 to 23.4 feet	Cross Slope (PAR)	2.0-3.0%	4 ft	8	SF	$120	$960
54623	35.0 to 36.0 feet	Vertical Change	.3	4 ft	4	LF	$75	$300
20143	66.8 to 69.4 feet	Cross Slope (PAR)	2.0-3.0%	4 ft	10	SF	$120	$1,248
54624	71.5 to 72.5 feet	Vertical Change	.3	4 ft	4	LF	$75	$300
54625	93.4 to 94.4 feet	Vertical Change	.3	4 ft	4	LF	$75	$300
20144	108.8 to 144.7 feet	Cross Slope (PAR)	2.0-3.0%	4 ft	144	SF	$120	$17,232
54626	112.0 to 113.0 feet	Vertical Change	.3	4 ft	4	REF		
59133	118.0 to 176.4 feet	Driveway				REF		
54627	129.8 to 130.8 feet	Vertical Change	.3	4 ft	4	REF		
54628	149.2 to 150.2 feet	Vertical Change	.3	4 ft	4	REF		
20153	161.9 to 174.0 feet	Cross Slope (Driveway)	2.0-3.0%	4 ft	48	SF	$40	$1,936
54629	166.3 to 169.6 feet	Vertical Change	.3	4 ft	13	REF		

TOTAL COST FOR: W *side of* **HARDING AVE** *Starting at:* **15TH ST** **$22,576.00**

Funding Source: TBD **Year to be Completed** TBD

Street Side	Run ID	Survey Street Name	Starting Street Name	End Street Name	Priority
E	1909240918	HARDING AVE	SIDEWALK BEGINS	1509 HARDING AVE	50.5

ID	Dist. from Corner	Barrier Type	As-is Measurement/Notes	Sidewalk Width	Qty	Unit	Cost	Total
59135	0.4 to 14.4 feet	Driveway				REF		
59136	21.2 to 49.2 feet	Driveway				REF		
20168	21.3 to 23.6 feet	Cross Slope (Driveway)	3.0-4.0%	4 ft	9	SF	$40	**$368**
20170	23.6 to 29.2 feet	Cross Slope (Driveway)	5.0-6.0%	4 ft	22	SF	$40	**$896**
20172	29.2 to 30.4 feet	Cross Slope (Driveway)	3.0-4.0%	4 ft	5	SF	$40	**$192**
20173	30.4 to 36.2 feet	Cross Slope (Driveway)	2.0-3.0%	4 ft	23	SF	$40	**$928**
20176	37.2 to 40.1 feet	Cross Slope (Driveway)	5.0-6.0%	4 ft	12	SF	$40	**$464**
57176	38.7 to 39.7 feet	Vertical Change	.7	4 ft	4	REF		
56699	42.0 to 43.0 feet	Vertical Change	.5	4 ft	4	REF		
20178	47.0 to 59.8 feet	Cross Slope (Driveway)	3.0-4.0%	4 ft	51	SF	$40	**$2,048**
20182	59.8 to 67.5 feet	Cross Slope (PAR)	2.0-3.0%	4 ft	31	SF	$120	**$3,696**
20185	80.8 to 85.1 feet	Cross Slope (PAR)	2.0-3.0%	4 ft	17	SF	$120	**$2,064**

TOTAL COST FOR: E *side of* **HARDING AVE** *Starting at:* **SIDEWALK BEGINS** **$10,656.00**

Funding Source: TBD **Year to be Completed** TBD

Street Side	Run ID	Survey Street Name	Starting Street Name	End Street Name	Priority
E	1909240908	HARDING AVE	WILSON WAY	525 HARDING AVE	40

ID	Dist. from Corner	Barrier Type	As-is Measurement/Notes	Sidewalk Width	Qty	Unit	Cost	Total
20230	2.7 to 11.3 feet	Cross Slope (PAR)	2.0-3.0%	4 ft	34	SF	$120	**$4,128**
20233	13.9 to 21.4 feet	Cross Slope (PAR)	3.0-4.0%	4 ft	30	SF	$120	**$3,600**
20235	24.2 to 46.7 feet	Cross Slope (PAR)	4.0-5.0%	4 ft	90	SF	$120	**$10,800**
59140	28.1 to 47.3 feet	Driveway				REF		

TOTAL COST FOR: E *side of* **HARDING AVE** *Starting at:* **WILSON WAY** **$18,528.00**

Funding Source: TBD **Year to be Completed** TBD

Street Side	Run ID	Survey Street Name	Starting Street Name	End Street Name	Priority
W	1909231436	HARRISON CT	2102 HARRISON CT	JEFFERSON ST	70.25

ID	Dist. from Corner	Barrier Type	As-is Measurement/Notes	Sidewalk Width	Qty	Unit	Cost	Total
14904	0.0 to 9.7 feet	Cross Slope (PAR)	3.0-4.0%	5 ft	48	SF	$120	**$5,820**
58801	7.5 to 31.3 feet	Driveway				REF		
54216	8.1 to 9.1 feet	**Vertical Change**	.3	5 ft	5	REF		
14906	10.3 to 11.4 feet	**Cross Slope (Driveway)**	6.0-7.0%	5 ft	6	SF	$40	**$220**
14907	12.2 to 17.7 feet	**Cross Slope (Driveway)**	8.0-9.0%	5 ft	28	SF	$40	**$1,100**
14909	17.7 to 28.8 feet	**Cross Slope (Driveway)**	10.0-11.0%	5 ft	56	SF	$40	**$2,220**
14912	34.1 to 37.3 feet	Cross Slope (PAR)	2.0-3.0%	5 ft	16	SF	$120	**$1,920**
14913	45.5 to 59.8 feet	Cross Slope (PAR)	2.0-3.0%	5 ft	72	SF	$120	**$8,580**
58802	59.7 to 83.7 feet	Driveway				REF		
14915	63.2 to 78.8 feet	**Cross Slope (Driveway)**	9.0-10.0%	5 ft	78	SF	$40	**$3,120**
14921	79.1 to 80.9 feet	**Cross Slope (Driveway)**	7.0-8.0%	5 ft	9	SF	$40	**$360**
56004	79.6 to 80.6 feet	**Vertical Change**	.4	5 ft	5	REF		
14922	87.4 to 97.6 feet	Cross Slope (PAR)	2.0-3.0%	5 ft	51	SF	$120	**$6,120**
58803	95.3 to 117.8 feet	Driveway				REF		
56005	95.6 to 96.6 feet	**Vertical Change**	.4	5 ft	5	REF		
14924	100.2 to 115.9 feet	**Cross Slope (Driveway)**	8.0-9.0%	5 ft	79	SF	$40	**$3,140**
54217	116.0 to 117.0 feet	**Vertical Change**	.3	5 ft	5	REF		
14930	117.9 to 119.3 feet	**Cross Slope (Driveway)**	3.0-4.0%	5 ft	7	SF	$40	**$280**
14931	119.3 to 146.3 feet	Cross Slope (PAR)	2.0-3.0%	5 ft	135	SF	$120	**$16,200**
57248	125.7 to 126.7 feet	**Vertical Change**	.8	5 ft	5	REF		
14936	150.1 to 160.8 feet	Cross Slope (PAR)	2.0-3.0%	5 ft	54	SF	$120	**$6,420**
54218	152.6 to 153.6 feet	**Vertical Change**	.3	5 ft	5	REF		
56006	163.3 to 164.3 feet	**Vertical Change**	.4	5 ft	5	REF		
14938	164.2 to 174.9 feet	Cross Slope (PAR)	3.0-4.0%	5 ft	54	SF	$120	**$6,420**
58804	173.6 to 196.5 feet	Driveway				REF		
14939	178.6 to 193.8 feet	**Cross Slope (Driveway)**	9.0-10.0%	5 ft	76	SF	$40	**$3,040**
14943	197.4 to 204.3 feet	Cross Slope (PAR)	3.0-4.0%	5 ft	35	SF	$120	**$4,140**
58805	202.8 to 226.1 feet	Driveway				REF		
56652	203.2 to 204.2 feet	**Vertical Change**	.5	5 ft	5	REF		

Funding Source: TBD **Year to be Completed** TBD

Street Side	Run ID	Survey Street Name	Starting Street Name	End Street Name	Priority
W	1909231436	HARRISON CT	2102 HARRISON CT	JEFFERSON ST	70.25

ID	Dist. from Corner	Barrier Type	As-is Measurement/Notes	Sidewalk Width	Qty	Unit	Cost	Total
14945	208.8 to 222.1 feet	Cross Slope (Driveway)	11.0-12.0%	5 ft	67	SF	$40	$2,660
14947	222.1 to 223.1 feet	Cross Slope (Driveway)	9.0-10.0%	5 ft	5	SF	$40	$200
40397	223.5 to 225.8 feet	Running Slope	5.0-6.0%	5 ft	12	REF		
14948	224.3 to 230.5 feet	Cross Slope (Driveway)	6.0-7.0%	5 ft	31	SF	$40	$1,240
14950	233.1 to 249.5 feet	Cross Slope (PAR)	6.0-7.0%	5 ft	82	SF	$120	$9,840
56653	234.5 to 235.5 feet	Vertical Change	.5	5 ft	5	REF		
14953	249.5 to 252.0 feet	Cross Slope (PAR)	5.0-6.0%	5 ft	13	SF	$120	$1,500
14955	252.3 to 282.7 feet	Cross Slope (PAR)	3.0-4.0%	5 ft	152	SF	$120	$18,240
58806	281.4 to 303.5 feet	Driveway				REF		
14960	282.7 to 283.7 feet	Cross Slope (Driveway)	5.0-6.0%	5 ft	5	SF	$40	$200
14961	284.3 to 286.5 feet	Cross Slope (Driveway)	7.0-8.0%	5 ft	11	SF	$40	$440
14963	286.5 to 300.5 feet	Cross Slope (Driveway)	9.0-10.0%	5 ft	70	SF	$40	$2,800
14967	303.4 to 308.6 feet	Cross Slope (Driveway)	4.0-5.0%	5 ft	26	SF	$40	$1,040
14969	308.6 to 314.8 feet	Cross Slope (PAR)	2.0-3.0%	5 ft	31	SF	$120	$3,720
58807	313.0 to 336.7 feet	Driveway				REF		
14971	319.1 to 333.9 feet	Cross Slope (Driveway)	10.0-11.0%	5 ft	74	SF	$40	$2,960
54219	324.6 to 325.6 feet	Vertical Change	.3	5 ft	5	REF		
14976	336.8 to 339.8 feet	Cross Slope (Driveway)	4.0-5.0%	5 ft	15	SF	$40	$600
14978	339.8 to 343.8 feet	Cross Slope (PAR)	2.0-3.0%	5 ft	20	SF	$120	$2,400
14980	344.3 to 391.0 feet	Cross Slope (PAR)	4.0-5.0%	5 ft	234	SF	$120	$28,020
56654	369.6 to 370.6 feet	Vertical Change	.5	5 ft	5	REF		
58808	389.8 to 411.6 feet	Driveway				REF		
54220	390.0 to 391.0 feet	Vertical Change	.3	5 ft	5	REF		
14994	394.7 to 400.0 feet	Cross Slope (Driveway)	12.0-13.0%	5 ft	27	SF	$40	$1,060
14996	400.0 to 408.4 feet	Cross Slope (Driveway)	10.0-11.0%	5 ft	42	SF	$40	$1,680
14998	412.0 to 423.8 feet	Cross Slope (Driveway)	4.0-5.0%	5 ft	59	SF	$40	$2,360
58809	422.0 to 444.8 feet	Driveway				REF		
54221	422.4 to 423.4 feet	Vertical Change	.3	5 ft	5	REF		
15001	426.9 to 442.3 feet	Cross Slope (Driveway)	10.0-11.0%	5 ft	77	SF	$40	$3,080

Funding Source: TBD **Year to be Completed** TBD

Street Side	Run ID	Survey Street Name	Starting Street Name	End Street Name	Priority
W	1909231436	HARRISON CT	2102 HARRISON CT	JEFFERSON ST	70.25

ID	Dist. from Corner	Barrier Type	As-is Measurement/Notes	Sidewalk Width	Qty	Unit	Cost	Total
15006	444.4 to 448.8 feet	Cross Slope (Driveway)	5.0-6.0%	5 ft	22	SF	$40	**$880**
15008	448.8 to 471.4 feet	Cross Slope (PAR)	3.0-4.0%	5 ft	113	SF	$120	**$13,560**
15011	471.7 to 475.0 feet	Cross Slope (PAR)	2.0-3.0%	5 ft	17	SF	$120	**$1,980**

TOTAL COST FOR: W *side of* **HARRISON CT** *Starting at:* **2102 HARRISON CT** **$169,560.00**

Funding Source: TBD **Year to be Completed** TBD

Street Side	Run ID	Survey Street Name	Starting Street Name	End Street Name	Priority
E	1909231430	HARRISON CT	JEFFERSON ST	2102 HARRISON CT	64.25

ID	Dist. from Corner	Barrier Type	As-is Measurement/Notes	Sidewalk Width	Qty	Unit	Cost	Total
15012	0.0 to 4.1 feet	Cross Slope (PAR)	2.0-3.0%	5 ft	20	SF	$120	**$2,460**
15014	5.3 to 29.2 feet	Cross Slope (PAR)	4.0-5.0%	5 ft	120	SF	$120	**$14,340**
58810	30.8 to 53.7 feet	Driveway				REF		
40398	34.2 to 35.3 feet	Running Slope	5.0-6.0%	5 ft	5	REF		
15022	36.4 to 38.8 feet	**Cross Slope (Driveway)**	10.0-11.0%	5 ft	12	SF	$40	**$480**
15023	41.6 to 51.4 feet	**Cross Slope (Driveway)**	10.0-11.0%	5 ft	49	SF	$40	**$1,960**
56007	41.9 to 42.9 feet	**Vertical Change**	.4	5 ft	5	REF		
15027	53.3 to 61.3 feet	**Cross Slope (Driveway)**	4.0-5.0%	5 ft	40	SF	$40	**$1,600**
58811	61.3 to 83.9 feet	Driveway				REF		
15029	66.0 to 81.7 feet	**Cross Slope (Driveway)**	10.0-11.0%	5 ft	79	SF	$40	**$3,140**
15034	84.8 to 95.6 feet	Cross Slope (PAR)	4.0-5.0%	5 ft	54	SF	$120	**$6,480**
54222	90.5 to 91.5 feet	**Vertical Change**	.3	5 ft	5	REF		
15038	98.7 to 99.7 feet	Cross Slope (PAR)	3.0-4.0%	5 ft	5	SF	$120	**$600**
15039	102.6 to 141.9 feet	Cross Slope (PAR)	4.0-5.0%	5 ft	197	SF	$120	**$23,580**
58812	140.5 to 163.3 feet	Driveway				REF		
15049	145.8 to 159.8 feet	**Cross Slope (Driveway)**	12.0-13.0%	5 ft	70	SF	$40	**$2,800**
15052	163.5 to 170.4 feet	Cross Slope (PAR)	4.0-5.0%	5 ft	35	SF	$120	**$4,140**
58813	171.3 to 194.0 feet	Driveway				REF		
15056	177.0 to 190.3 feet	**Cross Slope (Driveway)**	11.0-12.0%	5 ft	67	SF	$40	**$2,660**
15060	193.6 to 208.6 feet	**Cross Slope (Driveway)**	5.0-6.0%	5 ft	75	SF	$40	**$3,000**
15064	211.2 to 220.1 feet	Cross Slope (PAR)	4.0-5.0%	5 ft	45	SF	$120	**$5,340**
15066	223.7 to 228.3 feet	Cross Slope (PAR)	3.0-4.0%	5 ft	23	SF	$120	**$2,760**
15067	229.1 to 250.3 feet	Cross Slope (PAR)	2.0-3.0%	5 ft	106	SF	$120	**$12,720**
58814	249.1 to 271.9 feet	Driveway				REF		
15073	253.9 to 268.1 feet	**Cross Slope (Driveway)**	10.0-11.0%	5 ft	71	SF	$40	**$2,840**
15076	272.5 to 276.9 feet	**Cross Slope (Driveway)**	3.0-4.0%	5 ft	22	SF	$40	**$880**
15078	276.9 to 281.6 feet	Cross Slope (PAR)	2.0-3.0%	5 ft	24	SF	$120	**$2,820**
58815	279.6 to 302.7 feet	Driveway				REF		
54223	280.2 to 281.2 feet	**Vertical Change**	.3	5 ft	5	REF		

Funding Source: TBD **Year to be Completed** TBD

Street Side	Run ID	Survey Street Name	Starting Street Name	End Street Name	Priority
E	1909231430	HARRISON CT	JEFFERSON ST	2102 HARRISON CT	64.25

ID	Dist. from Corner	Barrier Type	As-is Measurement/Notes	Sidewalk Width	Qty	Unit	Cost	Total
15080	285.0 to 299.6 feet	Cross Slope (Driveway)	11.0-12.0%	5 ft	73	SF	$40	$2,920
15085	303.1 to 309.3 feet	Cross Slope (Driveway)	2.0-3.0%	5 ft	31	SF	$40	$1,240
15088	309.3 to 328.4 feet	Cross Slope (PAR)	4.0-5.0%	5 ft	96	SF	$120	$11,460
54224	318.6 to 319.6 feet	Vertical Change	.3	5 ft	5	REF		
15093	328.4 to 344.8 feet	Cross Slope (PAR)	2.0-3.0%	5 ft	82	SF	$120	$9,840
54225	328.5 to 329.5 feet	Vertical Change	.3	5 ft	5	REF		
15097	347.3 to 357.5 feet	Cross Slope (PAR)	3.0-4.0%	5 ft	51	SF	$120	$6,120
15101	358.4 to 360.1 feet	Cross Slope (PAR)	5.0-6.0%	5 ft	9	SF	$120	$1,020
58816	358.8 to 380.9 feet	Driveway				REF		
15102	360.7 to 361.7 feet	Cross Slope (Driveway)	7.0-8.0%	5 ft	5	SF	$40	$200
15103	363.6 to 376.7 feet	Cross Slope (Driveway)	11.0-12.0%	5 ft	66	SF	$40	$2,620
15106	377.3 to 378.3 feet	Cross Slope (Driveway)	9.0-10.0%	5 ft	5	SF	$40	$200
15107	381.7 to 386.1 feet	Cross Slope (PAR)	3.0-4.0%	5 ft	22	SF	$120	$2,640
15108	386.1 to 390.0 feet	Cross Slope (PAR)	2.0-3.0%	5 ft	20	SF	$120	$2,340
15109	392.3 to 396.7 feet	Cross Slope (PAR)	3.0-4.0%	5 ft	22	SF	$120	$2,640
54226	395.6 to 396.6 feet	Vertical Change	.3	5 ft	5	REF		
58817	395.7 to 417.4 feet	Driveway				REF		
15110	400.1 to 413.6 feet	Cross Slope (Driveway)	10.0-11.0%	5 ft	68	SF	$40	$2,700
40399	415.4 to 416.9 feet	Running Slope	5.0-6.0%	5 ft	8	REF		
15115	417.9 to 445.3 feet	Cross Slope (PAR)	3.0-4.0%	5 ft	137	SF	$120	$16,440
15122	445.3 to 448.7 feet	Cross Slope (PAR)	2.0-3.0%	5 ft	17	SF	$120	$2,040
58818	447.6 to 470.9 feet	Driveway				REF		
15124	448.7 to 449.7 feet	Cross Slope (Driveway)	4.0-5.0%	5 ft	5	SF	$40	$200
15125	452.2 to 457.4 feet	Cross Slope (Driveway)	9.0-10.0%	5 ft	26	SF	$40	$1,040
15127	458.1 to 466.9 feet	Cross Slope (Driveway)	11.0-12.0%	5 ft	44	SF	$40	$1,760
15129	466.9 to 468.0 feet	Cross Slope (Driveway)	9.0-10.0%	5 ft	6	SF	$40	$220
15130	471.3 to 481.7 feet	Cross Slope (Driveway)	2.0-3.0%	5 ft	52	SF	$40	$2,080
15133	502.5 to 509.4 feet	Cross Slope (PAR)	2.0-3.0%	5 ft	35	SF	$120	$4,140

TOTAL COST FOR: E *side of* **HARRISON CT** *Starting at:* **JEFFERSON ST** **$168,460.00**

Funding Source: TBD **Year to be Completed** TBD

Street Side	Run ID	Survey Street Name	Starting Street Name	End Street Name	Priority
W	1908230855	HOLIDAY WAY	813 HOLIDAY WAY	CYPRESS LN	81.25

ID	Dist. from Corner	Barrier Type	As-is Measurement/Notes	Sidewalk Width	Qty	Unit	Cost	Total
58531	0.0 to 25.6 feet	Driveway				REF		
11489	7.5 to 20.2 feet	Cross Slope (Driveway)	11.0-12.0%	5 ft	57	SF	$40	**$2,286**
11491	20.2 to 22.6 feet	Cross Slope (Driveway)	9.0-10.0%	5 ft	11	SF	$40	**$432**
40358	21.8 to 23.4 feet	Running Slope	5.0-6.0%	5 ft	7	REF		
47155	25.1 to 26.1 feet	Vertical Change	-.43	5 ft	5	REF		
11492	29.5 to 31.9 feet	Cross Slope (PAR)	2.0-3.0%	5 ft	11	SF	$120	**$1,296**
50553	41.8 to 42.8 feet	Vertical Change	-.32	5 ft	5	LF	$75	**$338**
48604	51.7 to 52.7 feet	Vertical Change	-.38	5 ft	5	LF	$75	**$338**
47403	56.5 to 57.5 feet	Vertical Change	-.42	5 ft	5	LF	$75	**$338**
44741	70.0 to 71.0 feet	Vertical Change	-.54	5 ft	5	SF	$75	**$338**
11493	71.9 to 78.9 feet	Cross Slope (PAR)	2.0-3.0%	5 ft	32	SF	$120	**$3,780**
58532	74.9 to 103.6 feet	Driveway				REF		
47649	79.4 to 80.4 feet	Vertical Change	-.41	5 ft	5	REF		
11494	83.3 to 100.5 feet	Cross Slope (Driveway)	11.0-12.0%	5 ft	77	SF	$40	**$3,096**
45312	86.8 to 87.8 feet	Vertical Change	-.51	5 ft	5	REF		
40359	99.8 to 101.9 feet	Running Slope	5.0-6.0%	5 ft	9	REF		
42060	103.0 to 104.0 feet	Vertical Change	-.76	5 ft	5	REF		
11496	104.2 to 107.2 feet	Cross Slope (Driveway)	2.0-3.0%	5 ft	14	SF	$40	**$540**
11497	117.1 to 130.3 feet	Cross Slope (PAR)	2.0-3.0%	5 ft	59	SF	$120	**$7,128**
43030	118.6 to 119.6 feet	Vertical Change	-.64	5 ft	5	REF		
46702	129.0 to 130.0 feet	Vertical Change	-.45	5 ft	5	REF		
46024	134.3 to 135.3 feet	Vertical Change	-.48	5 ft	5	REF		
11500	135.2 to 145.4 feet	Cross Slope (PAR)	2.0-3.0%	5 ft	46	SF	$120	**$5,508**
58533	142.5 to 168.7 feet	Driveway				REF		
41392	149.3 to 150.3 feet	Vertical Change	-1.29	5 ft	5	REF		
11501	152.7 to 166.4 feet	Cross Slope (Driveway)	9.0-10.0%	5 ft	62	SF	$40	**$2,466**
45313	163.8 to 164.8 feet	Vertical Change	-.51	5 ft	4	REF		
40360	165.6 to 166.9 feet	Running Slope	5.0-6.0%	5 ft	6	REF		

Funding Source: TBD **Year to be Completed** TBD

Street Side	Run ID	Survey Street Name	Starting Street Name	End Street Name	Priority
W	1908230855	HOLIDAY WAY	813 HOLIDAY WAY	CYPRESS LN	81.25

ID	Dist. from Corner	Barrier Type	As-is Measurement/Notes	Sidewalk Width	Qty	Unit	Cost	Total
47404	168.2 to 169.2 feet	Vertical Change	-.42	5 ft	5	REF		
11504	169.4 to 170.4 feet	Cross Slope (Driveway)	3.0-4.0%	5 ft	5	SF	$40	$180
11505	170.4 to 172.6 feet	Cross Slope (PAR)	2.0-3.0%	5 ft	10	SF	$120	$1,188
44742	171.7 to 172.7 feet	Vertical Change	-.54	5 ft	5	REF		
58534	174.5 to 198.0 feet	Driveway				REF		
11506	177.5 to 178.7 feet	Cross Slope (Driveway)	2.0-3.0%	5 ft	5	SF	$40	$216
45606	178.8 to 179.8 feet	Vertical Change	-.5	5 ft	5	REF		
11507	182.0 to 194.7 feet	Cross Slope (Driveway)	10.0-11.0%	5 ft	57	SF	$40	$2,286
11509	198.9 to 200.2 feet	Cross Slope (PAR)	2.0-3.0%	5 ft	6	SF	$120	$702
58535	223.0 to 237.2 feet	Driveway				REF		
11510	231.8 to 235.6 feet	Cross Slope (Driveway)	8.0-9.0%	5 ft	17	SF	$40	$684
11511	238.9 to 243.7 feet	Cross Slope (PAR)	2.0-3.0%	5 ft	22	SF	$120	$2,592
11512	248.8 to 256.5 feet	Cross Slope (PAR)	2.0-3.0%	5 ft	35	SF	$120	$4,158
46243	249.5 to 250.5 feet	Vertical Change	-.47	5 ft	5	REF		
11513	259.3 to 267.5 feet	Cross Slope (PAR)	2.0-3.0%	5 ft	37	SF	$120	$4,428
11514	272.1 to 280.7 feet	Cross Slope (PAR)	2.0-3.0%	5 ft	39	SF	$120	$4,644
58536	276.8 to 299.3 feet	Driveway				REF		
11515	284.2 to 297.6 feet	Cross Slope (Driveway)	9.0-10.0%	5 ft	60	SF	$40	$2,412
11517	300.4 to 310.5 feet	Cross Slope (PAR)	3.0-4.0%	5 ft	45	SF	$120	$5,454
58537	304.3 to 329.3 feet	Driveway				REF		
43164	310.5 to 311.5 feet	Vertical Change	-.63	5 ft	5	REF		
11518	313.9 to 321.0 feet	Cross Slope (Driveway)	10.0-11.0%	5 ft	32	SF	$40	$1,278
11520	321.0 to 327.0 feet	Cross Slope (Driveway)	8.0-9.0%	5 ft	27	SF	$40	$1,080
43468	329.8 to 330.8 feet	Vertical Change	-.61	5 ft	5	SF	$75	$338
50941	329.8 to 330.8 feet	Vertical Change	-.31	5 ft	5	LF	$75	$338
11521	361.5 to 367.6 feet	Cross Slope (PAR)	2.0-3.0%	5 ft	27	SF	$120	$3,294

TOTAL COST FOR: W *side of* **HOLIDAY WAY** *Starting at:* **813 HOLIDAY WAY** **$63,153.00**

Funding Source: TBD **Year to be Completed** TBD

Street Side	Run ID	Survey Street Name	Starting Street Name	End Street Name	Priority
N	1908230853	HOLIDAY WAY	860 HOLIDAY WAY	813 HOLIDAY WAY	56

ID	Dist. from Corner	Barrier Type	As-is Measurement/Notes	Sidewalk Width	Qty	Unit	Cost	Total
11482	0.4 to 34.5 feet	Cross Slope (PAR)	2.0-3.0%	5 ft	153	SF	$120	**$18,414**
53772	2.1 to 3.1 feet	**Vertical Change**	-.26	5 ft	5	REF		
47648	11.6 to 12.6 feet	**Vertical Change**	-.41	5 ft	5	REF		
52281	28.6 to 29.6 feet	**Vertical Change**	-.29	5 ft	5	REF		
53242	33.2 to 34.2 feet	**Vertical Change**	-.27	5 ft	5	REF		
11485	34.5 to 47.3 feet	Cross Slope (PAR)	4.0-5.0%	5 ft	58	SF	$120	**$6,912**
11487	47.3 to 50.8 feet	Cross Slope (PAR)	2.0-3.0%	5 ft	16	SF	$120	**$1,890**
11488	60.6 to 66.3 feet	Cross Slope (PAR)	2.0-3.0%	5 ft	26	SF	$120	**$3,078**
44301	65.1 to 66.1 feet	**Vertical Change**	-.56	5 ft	5	REF		

TOTAL COST FOR: N *side of* **HOLIDAY WAY** *Starting at:* **860 HOLIDAY WAY** **$30,294.00**

Funding Source: TBD **Year to be Completed** TBD

Street Side	Run ID	Survey Street Name	Starting Street Name	End Street Name	Priority
W	1908221107	HOLIDAY WAY	CANAL DR	HOWELL RD	107

ID	Dist. from Corner	Barrier Type	As-is Measurement/Notes	Sidewalk Width	Qty	Unit	Cost	Total
7104	0.0 to 50.4 feet	Cross Slope (PAR)	4.0-5.0%	5 ft	227	SF	$120	**$27,216**
44865	2.4 to 3.4 feet	Vertical Change	-.53	5 ft	5	REF		
45042	15.5 to 16.5 feet	Vertical Change	-.52	5 ft	5	REF		
58160	47.2 to 71.9 feet	Driveway				REF		
47967	51.9 to 52.9 feet	Vertical Change	-.4	5 ft	5	REF		
7108	54.1 to 68.3 feet	Cross Slope (Driveway)	10.0-11.0%	5 ft	64	SF	$40	**$2,556**
47968	69.7 to 70.7 feet	Vertical Change	-.4	5 ft	5	REF		
7110	71.8 to 84.2 feet	Cross Slope (Driveway)	3.0-4.0%	5 ft	56	SF	$40	**$2,232**
48793	81.0 to 82.0 feet	Vertical Change	-.37	5 ft	5	REF		
7113	84.2 to 92.3 feet	Cross Slope (PAR)	2.0-3.0%	5 ft	36	SF	$120	**$4,374**
7115	92.3 to 122.2 feet	Cross Slope (PAR)	4.0-5.0%	5 ft	135	SF	$120	**$16,146**
48502	98.0 to 99.0 feet	Vertical Change	-.38	5 ft	5	REF		
58161	117.3 to 145.2 feet	Driveway				REF		
7118	125.3 to 142.8 feet	Cross Slope (Driveway)	11.0-12.0%	5 ft	79	SF	$40	**$3,150**
49373	145.6 to 146.6 feet	Vertical Change	-.35	5 ft	5	REF		
7123	146.3 to 147.9 feet	Cross Slope (PAR)	3.0-4.0%	5 ft	7	SF	$120	**$864**
7124	147.9 to 192.3 feet	Cross Slope (PAR)	2.0-3.0%	5 ft	200	SF	$120	**$23,976**
45953	155.5 to 156.5 feet	Vertical Change	-.48	5 ft	5	REF		
58162	186.5 to 209.6 feet	Driveway				REF		
49374	192.2 to 193.2 feet	Vertical Change	-.35	5 ft	5	REF		
56640	192.2 to 193.2 feet	Vertical Change	.48	5 ft	5	REF		
7131	195.5 to 207.3 feet	Cross Slope (Driveway)	10.0-11.0%	5 ft	53	SF	$40	**$2,124**
45954	210.4 to 211.5 feet	Vertical Change	-.48	5 ft	5	REF		
7135	211.6 to 234.9 feet	Cross Slope (PAR)	2.0-3.0%	5 ft	105	SF	$120	**$12,582**
47969	230.8 to 231.8 feet	Vertical Change	-.4	5 ft	5	REF		
7139	234.9 to 240.3 feet	Cross Slope (PAR)	4.0-5.0%	5 ft	24	SF	$120	**$2,916**
7141	240.3 to 245.1 feet	Cross Slope (PAR)	6.0-7.0%	5 ft	22	SF	$120	**$2,592**
58163	240.3 to 264.9 feet	Driveway				REF		
7142	248.7 to 259.2 feet	Cross Slope (Driveway)	12.0-13.0%	5 ft	47	SF	$40	**$1,890**

Funding Source: TBD **Year to be Completed** TBD

Street Side	Run ID	Survey Street Name	Starting Street Name	End Street Name	Priority
W	1908221107	HOLIDAY WAY	CANAL DR	HOWELL RD	107

ID	Dist. from Corner	Barrier Type	As-is Measurement/Notes	Sidewalk Width	Qty	Unit	Cost	Total
7144	259.2 to 262.7 feet	Cross Slope (Driveway)	10.0-11.0%	5 ft	16	SF	$40	**$630**
47081	264.9 to 265.9 feet	Vertical Change	-.43	5 ft	5	REF		
7146	265.6 to 274.3 feet	Cross Slope (PAR)	4.0-5.0%	5 ft	39	SF	$120	**$4,698**
7148	274.3 to 300.3 feet	Cross Slope (PAR)	2.0-3.0%	5 ft	117	SF	$120	**$14,040**
43254	275.5 to 276.5 feet	Vertical Change	-.62	5 ft	5	REF		
41338	294.3 to 295.3 feet	Vertical Change	-1.42	5 ft	5	REF		
57450	294.4 to 295.4 feet	Vertical Change	1.38	5 ft	5	REF		
7150	300.3 to 342.5 feet	Cross Slope (PAR)	4.0-5.0%	5 ft	190	SF	$120	**$22,788**
42393	314.4 to 315.4 feet	Vertical Change	-.7	5 ft	5	REF		
44866	333.8 to 334.8 feet	Vertical Change	-.53	5 ft	5	REF		
7157	342.5 to 349.2 feet	Cross Slope (PAR)	2.0-3.0%	5 ft	30	SF	$120	**$3,618**
49375	343.2 to 344.2 feet	Vertical Change	-.35	5 ft	5	REF		
58164	345.0 to 373.8 feet	Driveway				REF		
50783	348.6 to 349.6 feet	Vertical Change	-.31	5 ft	5	REF		
7159	352.5 to 358.8 feet	Cross Slope (Driveway)	9.0-10.0%	5 ft	28	SF	$40	**$1,134**
7161	358.8 to 370.7 feet	Cross Slope (Driveway)	11.0-12.0%	5 ft	54	SF	$40	**$2,142**
50029	373.9 to 374.9 feet	Vertical Change	-.33	5 ft	5	REF		
7163	373.9 to 374.9 feet	Cross Slope (Driveway)	3.0-4.0%	5 ft	5	SF	$40	**$180**
7164	374.9 to 396.8 feet	Cross Slope (PAR)	2.0-3.0%	5 ft	99	SF	$120	**$11,826**
58165	393.0 to 416.8 feet	Driveway				REF		
7167	400.8 to 414.7 feet	Cross Slope (Driveway)	9.0-10.0%	5 ft	63	SF	$40	**$2,502**
52569	416.6 to 417.6 feet	Vertical Change	-.28	5 ft	5	REF		
7169	418.0 to 434.7 feet	Cross Slope (PAR)	3.0-4.0%	5 ft	75	SF	$120	**$9,018**
52570	420.2 to 421.2 feet	Vertical Change	-.28	5 ft	5	REF		
7171	434.7 to 471.4 feet	Cross Slope (PAR)	2.0-3.0%	5 ft	165	SF	$120	**$19,818**
47561	460.6 to 461.6 feet	Vertical Change	-.41	5 ft	5	REF		
7177	471.4 to 494.3 feet	Cross Slope (PAR)	4.0-5.0%	5 ft	103	SF	$120	**$12,366**
42677	473.5 to 474.5 feet	Vertical Change	-.67	5 ft	5	REF		

Funding Source: TBD **Year to be Completed** TBD

Street Side	Run ID	Survey Street Name	Starting Street Name	End Street Name	Priority
W	1908221107	HOLIDAY WAY	CANAL DR	HOWELL RD	107

ID	Dist. from Corner	Barrier Type	As-is Measurement/Notes	Sidewalk Width	Qty	Unit	Cost	Total
58166	486.5 to 510.8 feet	Driveway				REF		
45248	492.1 to 493.1 feet	Vertical Change	-.51	5 ft	5	REF		
7181	495.0 to 507.8 feet	Cross Slope (Driveway)	7.0-8.0%	5 ft	58	SF	$40	**$2,304**
7185	509.2 to 520.3 feet	Cross Slope (Driveway)	4.0-5.0%	5 ft	50	SF	$40	**$1,998**
50784	510.2 to 511.2 feet	Vertical Change	-.31	5 ft	5	REF		
50785	515.6 to 516.6 feet	Vertical Change	-.31	5 ft	5	REF		
7189	520.3 to 562.8 feet	Cross Slope (PAR)	2.0-3.0%	5 ft	191	SF	$120	**$22,950**
49084	530.6 to 531.6 feet	Vertical Change	-.36	5 ft	5	REF		
46853	541.6 to 542.6 feet	Vertical Change	-.44	5 ft	5	REF		
7192	562.8 to 574.5 feet	Cross Slope (PAR)	4.0-5.0%	5 ft	53	SF	$120	**$6,318**
48503	563.1 to 564.1 feet	Vertical Change	-.38	5 ft	5	REF		
58167	568.8 to 594.4 feet	Driveway				REF		
7194	577.7 to 585.8 feet	Cross Slope (Driveway)	11.0-12.0%	5 ft	36	SF	$40	**$1,458**
7196	585.8 to 592.5 feet	Cross Slope (Driveway)	9.0-10.0%	5 ft	30	SF	$40	**$1,206**
7197	595.5 to 605.1 feet	Cross Slope (PAR)	4.0-5.0%	5 ft	43	SF	$120	**$5,184**
48219	596.1 to 597.1 feet	Vertical Change	-.39	5 ft	5	REF		
7199	605.1 to 606.7 feet	Cross Slope (PAR)	2.0-3.0%	5 ft	7	SF	$120	**$864**
58168	616.5 to 639.3 feet	Driveway				REF		
46164	621.1 to 622.1 feet	Vertical Change	-.47	5 ft	5	REF		
7200	623.6 to 637.2 feet	Cross Slope (Driveway)	8.0-9.0%	5 ft	61	SF	$40	**$2,448**
46165	638.9 to 639.9 feet	Vertical Change	-.47	5 ft	5	REF		
7202	654.7 to 662.2 feet	Cross Slope (PAR)	2.0-3.0%	5 ft	34	SF	$120	**$4,050**
53616	655.9 to 656.9 feet	Vertical Change	-.26	5 ft	5	REF		
7203	668.3 to 682.4 feet	Cross Slope (PAR)	2.0-3.0%	5 ft	63	SF	$120	**$7,614**
58169	677.8 to 714.9 feet	Driveway				REF		
44669	680.3 to 683.1 feet	Vertical Change	-.54	5 ft	13	REF		
7205	686.4 to 711.8 feet	Cross Slope (Driveway)	11.0-12.0%	5 ft	114	SF	$40	**$4,572**
49085	695.6 to 696.6 feet	Vertical Change	-.36	5 ft	5	REF		
52571	714.4 to 715.4 feet	Vertical Change	-.28	5 ft	5	REF		

Funding Source: TBD **Year to be Completed** TBD

Street Side	Run ID	Survey Street Name	Starting Street Name	End Street Name	Priority
W	1908221107	HOLIDAY WAY	CANAL DR	HOWELL RD	107

ID	Dist. from Corner	Barrier Type	As-is Measurement/Notes	Sidewalk Width	Qty	Unit	Cost	Total
7208	715.3 to 756.2 feet	Cross Slope (Driveway)	4.0-5.0%	5 ft	184	SF	$40	**$7,362**
42047	725.4 to 726.4 feet	Vertical Change	-.76	5 ft	5	REF		
47313	745.7 to 746.7 feet	Vertical Change	-.42	5 ft	5	REF		
58170	752.8 to 792.0 feet	Driveway				REF		
43000	756.4 to 757.4 feet	Vertical Change	-.64	5 ft	5	REF		
7210	759.7 to 774.9 feet	Cross Slope (Driveway)	9.0-10.0%	5 ft	68	SF	$40	**$2,736**
7212	774.9 to 788.6 feet	Cross Slope (Driveway)	11.0-12.0%	5 ft	62	SF	$40	**$2,466**
52115	775.4 to 776.4 feet	Vertical Change	-.29	5 ft	5	REF		
49702	790.6 to 791.6 feet	Vertical Change	-.34	5 ft	5	REF		
55963	790.7 to 791.7 feet	Vertical Change	.35	5 ft	5	REF		
7215	792.2 to 812.9 feet	Cross Slope (Driveway)	3.0-4.0%	5 ft	93	SF	$40	**$3,726**
50786	808.0 to 809.0 feet	Vertical Change	-.31	5 ft	5	REF		
7218	812.9 to 841.8 feet	Cross Slope (PAR)	2.0-3.0%	5 ft	130	SF	$120	**$15,606**
47970	828.5 to 829.5 feet	Vertical Change	-.4	5 ft	5	REF		

TOTAL COST FOR: W *side of* **HOLIDAY WAY** *Starting at:* **CANAL DR** **$300,240.00**

Funding Source: TBD **Year to be Completed** TBD

Street Side	Run ID	Survey Street Name	Starting Street Name	End Street Name	Priority
E	1908230851	HOLIDAY WAY	CYPRESS LN	860 HOLIDAY WAY	93.25

ID	Dist. from Corner	Barrier Type	As-is Measurement/Notes	Sidewalk Width	Qty	Unit	Cost	Total
11449	0.0 to 26.9 feet	Cross Slope (PAR)	2.0-3.0%	5 ft	121	SF	$120	**$14,526**
41458	13.2 to 14.2 feet	**Vertical Change**	-1.14	5 ft	5	REF		
43302	13.2 to 14.2 feet	**Vertical Change**	-.62	5 ft	5	REF		
11453	26.9 to 43.9 feet	Cross Slope (PAR)	4.0-5.0%	5 ft	77	SF	$120	**$9,180**
47647	27.1 to 28.1 feet	**Vertical Change**	-.41	5 ft	5	REF		
58525	38.3 to 60.3 feet	Driveway				REF		
40355	41.1 to 42.2 feet	Running Slope	5.0-6.0%	5 ft	5	REF		
43028	41.8 to 42.8 feet	**Vertical Change**	-.64	5 ft	5	REF		
11457	45.1 to 57.8 feet	**Cross Slope (Driveway)**	8.0-9.0%	5 ft	57	SF	$40	**$2,286**
11460	61.0 to 70.6 feet	Cross Slope (PAR)	2.0-3.0%	5 ft	43	SF	$120	**$5,184**
58526	66.5 to 90.4 feet	Driveway				REF		
11461	75.4 to 88.7 feet	**Cross Slope (Driveway)**	9.0-10.0%	5 ft	60	SF	$40	**$2,394**
11465	92.2 to 112.4 feet	Cross Slope (PAR)	2.0-3.0%	5 ft	91	SF	$120	**$10,908**
47154	112.1 to 113.1 feet	**Vertical Change**	-.43	5 ft	5	REF		
52279	144.0 to 145.0 feet	**Vertical Change**	-.29	5 ft	5	LF	$75	**$338**
11468	146.3 to 153.9 feet	Cross Slope (PAR)	2.0-3.0%	5 ft	34	SF	$120	**$4,104**
49503	159.6 to 160.6 feet	**Vertical Change**	-.35	5 ft	5	LF	$75	**$338**
11469	170.7 to 176.2 feet	Cross Slope (PAR)	2.0-3.0%	5 ft	25	SF	$120	**$2,970**
58527	171.8 to 195.0 feet	Driveway				REF		
52280	176.1 to 177.1 feet	**Vertical Change**	-.29	5 ft	5	REF		
11470	179.4 to 192.3 feet	**Cross Slope (Driveway)**	9.0-10.0%	5 ft	58	SF	$40	**$2,322**
40356	192.4 to 195.1 feet	Running Slope	5.0-6.0%	5 ft	12	REF		
58528	201.4 to 225.5 feet	Driveway				REF		
11471	209.7 to 223.2 feet	**Cross Slope (Driveway)**	9.0-10.0%	5 ft	61	SF	$40	**$2,430**
40357	221.4 to 223.7 feet	Running Slope	5.0-6.0%	5 ft	10	REF		
48335	225.4 to 226.4 feet	**Vertical Change**	-.39	5 ft	5	REF		
55965	225.4 to 226.4 feet	**Vertical Change**	.35	5 ft	5	REF		
11473	226.9 to 272.7 feet	Cross Slope (PAR)	2.0-3.0%	5 ft	206	SF	$120	**$24,732**
41991	240.3 to 241.3 feet	**Vertical Change**	-.78	5 ft	5	REF		

Funding Source: TBD **Year to be Completed** TBD

Street Side	Run ID	Survey Street Name	Starting Street Name	End Street Name	Priority
E	1908230851	HOLIDAY WAY	CYPRESS LN	860 HOLIDAY WAY	93.25

ID	Dist. from Corner	Barrier Type	As-is Measurement/Notes	Sidewalk Width	Qty	Unit	Cost	Total
44300	257.3 to 258.3 feet	Vertical Change	-.56	5 ft	5	REF		
58529	269.3 to 291.9 feet	Driveway				REF		
11475	276.2 to 290.3 feet	Cross Slope (Driveway)	9.0-10.0%	5 ft	63	SF	$40	$2,538
41668	292.3 to 293.3 feet	Vertical Change	-.92	5 ft	5	REF		
51860	303.9 to 304.9 feet	Vertical Change	-.3	5 ft	5	LF	$75	$338
57235	304.2 to 305.2 feet	Vertical Change	.72	5 ft	5	SF	$75	$338
46242	304.4 to 305.4 feet	Vertical Change	-.47	5 ft	5	LF	$75	$338
11478	313.1 to 320.8 feet	Cross Slope (PAR)	2.0-3.0%	5 ft	35	SF	$120	$4,158
50552	313.4 to 314.4 feet	Vertical Change	-.32	5 ft	5	REF		
48603	335.3 to 336.3 feet	Vertical Change	-.38	5 ft	5	LF	$75	$338
58530	348.4 to 372.9 feet	Driveway				REF		
11479	356.0 to 370.5 feet	Cross Slope (Driveway)	9.0-10.0%	5 ft	65	SF	$40	$2,610
43029	373.3 to 374.3 feet	Vertical Change	-.64	5 ft	5	REF		
53241	374.6 to 375.6 feet	Vertical Change	-.27	5 ft	5	LF	$75	$338
57373	378.8 to 379.8 feet	Vertical Change	1.03	5 ft	5	SF	$75	$338

TOTAL COST FOR: E *side of* **HOLIDAY WAY** *Starting at:* **CYPRESS LN** **$93,042.00**

Funding Source: TBD **Year to be Completed** TBD

Street Side	Run ID	Survey Street Name	Starting Street Name	End Street Name	Priority
E	1908221113	HOLIDAY WAY	HOWELL RD	CANAL DR	107

ID	Dist. from Corner	Barrier Type	As-is Measurement/Notes	Sidewalk Width	Qty	Unit	Cost	Total
7222	0.0 to 24.8 feet	Cross Slope (PAR)	4.0-5.0%	5 ft	112	SF	$120	**$13,392**
47971	10.7 to 11.7 feet	**Vertical Change**	-.4	5 ft	5	REF		
56981	10.8 to 11.8 feet	**Vertical Change**	.58	5 ft	5	REF		
50399	22.7 to 23.7 feet	**Vertical Change**	-.32	5 ft	5	REF		
7226	24.8 to 38.1 feet	Cross Slope (PAR)	2.0-3.0%	5 ft	60	SF	$120	**$7,182**
47314	32.6 to 33.6 feet	**Vertical Change**	-.42	5 ft	5	REF		
7229	44.8 to 48.6 feet	Cross Slope (PAR)	2.0-3.0%	5 ft	17	SF	$120	**$2,052**
58171	46.3 to 71.3 feet	Driveway				REF		
46618	48.6 to 49.6 feet	**Vertical Change**	-.45	5 ft	5	REF		
7231	52.6 to 68.6 feet	**Cross Slope (Driveway)**	10.0-11.0%	5 ft	72	SF	$40	**$2,880**
44867	71.1 to 72.1 feet	**Vertical Change**	-.53	5 ft	5	REF		
7234	72.8 to 95.3 feet	Cross Slope (PAR)	4.0-5.0%	5 ft	101	SF	$120	**$12,150**
58172	90.3 to 115.1 feet	Driveway				REF		
42678	95.5 to 96.5 feet	**Vertical Change**	-.67	5 ft	5	REF		
7237	98.8 to 105.0 feet	**Cross Slope (Driveway)**	9.0-10.0%	5 ft	28	SF	$40	**$1,116**
7239	105.0 to 110.7 feet	**Cross Slope (Driveway)**	11.0-12.0%	5 ft	26	SF	$40	**$1,026**
7241	110.7 to 113.2 feet	**Cross Slope (Driveway)**	9.0-10.0%	5 ft	11	SF	$40	**$450**
42048	115.2 to 116.2 feet	**Vertical Change**	-.76	5 ft	5	REF		
7242	116.0 to 121.3 feet	Cross Slope (PAR)	4.0-5.0%	5 ft	24	SF	$120	**$2,862**
7244	121.3 to 136.7 feet	Cross Slope (PAR)	2.0-3.0%	5 ft	69	SF	$120	**$8,316**
42294	135.1 to 136.1 feet	**Vertical Change**	-.71	5 ft	5	REF		
7246	136.7 to 167.1 feet	Cross Slope (PAR)	4.0-5.0%	5 ft	137	SF	$120	**$16,416**
41510	155.5 to 156.5 feet	**Vertical Change**	-1.08	5 ft	5	REF		
7250	167.1 to 169.3 feet	Cross Slope (PAR)	6.0-7.0%	5 ft	10	SF	$120	**$1,188**
7251	169.3 to 187.8 feet	Cross Slope (PAR)	5.0-6.0%	5 ft	83	SF	$120	**$9,990**
44050	176.3 to 177.3 feet	**Vertical Change**	-.57	5 ft	5	REF		
49703	186.0 to 187.0 feet	**Vertical Change**	-.34	5 ft	5	REF		
7253	187.8 to 215.0 feet	Cross Slope (PAR)	3.0-4.0%	5 ft	122	SF	$120	**$14,688**

Funding Source: TBD **Year to be Completed** TBD

Street Side	Run ID	Survey Street Name	Starting Street Name	End Street Name	Priority
E	1908221113	HOLIDAY WAY	HOWELL RD	CANAL DR	107

ID	Dist. from Corner	Barrier Type	As-is Measurement/Notes	Sidewalk Width	Qty	Unit	Cost	Total
41800	196.1 to 197.1 feet	Vertical Change	-.84	5 ft	5	REF		
58173	211.4 to 235.4 feet	Driveway				REF		
50787	215.5 to 216.5 feet	Vertical Change	-.31	5 ft	5	REF		
7256	218.5 to 232.7 feet	Cross Slope (Driveway)	10.0-11.0%	5 ft	64	SF	$40	**$2,556**
47562	235.4 to 236.4 feet	Vertical Change	-.41	5 ft	5	REF		
7257	235.5 to 260.2 feet	Cross Slope (PAR)	5.0-6.0%	5 ft	111	SF	$120	**$13,338**
49704	251.4 to 252.4 feet	Vertical Change	-.34	5 ft	5	REF		
7261	260.2 to 294.6 feet	Cross Slope (PAR)	3.0-4.0%	5 ft	155	SF	$120	**$18,576**
53075	271.4 to 272.4 feet	Vertical Change	-.27	5 ft	5	REF		
53617	294.0 to 295.0 feet	Vertical Change	-.26	5 ft	5	REF		
7266	294.6 to 301.8 feet	Cross Slope (PAR)	2.0-3.0%	5 ft	32	SF	$120	**$3,888**
58174	301.3 to 327.4 feet	Driveway				REF		
7268	301.8 to 304.5 feet	Cross Slope (Driveway)	4.0-5.0%	5 ft	12	SF	$40	**$486**
48794	306.1 to 307.1 feet	Vertical Change	-.37	5 ft	5	REF		
7269	308.7 to 323.4 feet	Cross Slope (Driveway)	9.0-10.0%	5 ft	66	SF	$40	**$2,646**
46854	325.0 to 326.0 feet	Vertical Change	-.44	5 ft	5	REF		
7272	327.4 to 386.0 feet	Cross Slope (Driveway)	2.0-3.0%	5 ft	264	SF	$40	**$10,548**
45746	331.3 to 332.3 feet	Vertical Change	-.49	5 ft	5	REF		
43720	359.8 to 360.8 feet	Vertical Change	-.59	5 ft	5	REF		
58175	381.8 to 404.8 feet	Driveway				REF		
7280	389.6 to 402.3 feet	Cross Slope (Driveway)	10.0-11.0%	5 ft	57	SF	$40	**$2,286**
47082	404.4 to 405.4 feet	Vertical Change	-.43	5 ft	5	REF		
7282	405.2 to 425.5 feet	Cross Slope (Driveway)	4.0-5.0%	5 ft	91	SF	$40	**$3,654**
58176	421.4 to 448.9 feet	Driveway				REF		
7284	428.8 to 446.9 feet	Cross Slope (Driveway)	11.0-12.0%	5 ft	81	SF	$40	**$3,258**
54006	448.8 to 449.8 feet	Vertical Change	-.25	5 ft	5	REF		
7286	449.7 to 461.8 feet	Cross Slope (PAR)	4.0-5.0%	5 ft	54	SF	$120	**$6,534**
7288	461.8 to 463.3 feet	Cross Slope (PAR)	6.0-7.0%	5 ft	7	SF	$120	**$810**
7289	463.3 to 471.5 feet	Cross Slope (PAR)	5.0-6.0%	5 ft	37	SF	$120	**$4,428**

Funding Source: TBD **Year to be Completed** TBD

Street Side	Run ID	Survey Street Name	Starting Street Name	End Street Name	Priority
E	1908221113	HOLIDAY WAY	HOWELL RD	CANAL DR	107

ID	Dist. from Corner	Barrier Type	As-is Measurement/Notes	Sidewalk Width	Qty	Unit	Cost	Total
43001	470.1 to 471.1 feet	Vertical Change	-.64	5 ft	5	REF		
7291	471.5 to 482.0 feet	Cross Slope (PAR)	3.0-4.0%	5 ft	47	SF	$120	**$5,670**
7292	482.0 to 505.0 feet	Cross Slope (PAR)	2.0-3.0%	5 ft	104	SF	$120	**$12,420**
58177	500.0 to 528.8 feet	Driveway				REF		
7295	509.4 to 526.3 feet	Cross Slope (Driveway)	10.0-11.0%	5 ft	76	SF	$40	**$3,042**
52116	527.9 to 528.9 feet	Vertical Change	-.29	5 ft	5	REF		
7298	529.2 to 581.8 feet	Cross Slope (Driveway)	4.0-5.0%	5 ft	237	SF	$40	**$9,468**
53076	539.6 to 540.6 feet	Vertical Change	-.27	5 ft	5	REF		
50031	558.1 to 559.1 feet	Vertical Change	-.33	5 ft	5	REF		
48220	571.5 to 572.5 feet	Vertical Change	-.39	5 ft	5	REF		
58178	576.0 to 605.7 feet	Driveway				REF		
53077	581.4 to 582.4 feet	Vertical Change	-.27	5 ft	5	REF		
7307	584.5 to 603.0 feet	Cross Slope (Driveway)	10.0-11.0%	5 ft	83	SF	$40	**$3,330**
52117	605.4 to 606.4 feet	Vertical Change	-.29	5 ft	5	REF		
7310	606.3 to 615.8 feet	Cross Slope (Driveway)	2.0-3.0%	5 ft	43	SF	$40	**$1,710**
47563	614.9 to 615.9 feet	Vertical Change	-.41	5 ft	5	REF		
7314	615.8 to 656.6 feet	Cross Slope (PAR)	4.0-5.0%	5 ft	184	SF	$120	**$22,032**
49376	654.0 to 655.1 feet	Vertical Change	-.35	5 ft	5	REF		
7318	656.6 to 671.8 feet	Cross Slope (PAR)	2.0-3.0%	5 ft	68	SF	$120	**$8,208**
7320	671.8 to 696.2 feet	Cross Slope (PAR)	4.0-5.0%	5 ft	110	SF	$120	**$13,176**
46855	674.1 to 675.1 feet	Vertical Change	-.44	5 ft	5	REF		
58179	691.5 to 715.6 feet	Driveway				REF		
7323	699.7 to 713.6 feet	Cross Slope (Driveway)	12.0-13.0%	5 ft	63	SF	$40	**$2,502**
48795	706.3 to 707.3 feet	Vertical Change	-.37	5 ft	5	REF		
53618	716.4 to 717.4 feet	Vertical Change	-.26	5 ft	5	REF		
7326	717.0 to 735.7 feet	Cross Slope (PAR)	4.0-5.0%	5 ft	84	SF	$120	**$10,098**
58180	729.8 to 757.4 feet	Driveway				REF		
7330	739.2 to 755.0 feet	Cross Slope (Driveway)	12.0-13.0%	5 ft	71	SF	$40	**$2,844**
51689	757.1 to 758.1 feet	Vertical Change	-.3	5 ft	5	REF		

Funding Source: TBD **Year to be Completed** TBD

Street Side	Run ID	Survey Street Name	Starting Street Name	End Street Name	Priority
E	1908221113	HOLIDAY WAY	HOWELL RD	CANAL DR	107

ID	Dist. from Corner	Barrier Type	As-is Measurement/Notes	Sidewalk Width	Qty	Unit	Cost	Total
55942	757.2 to 758.2 feet	Vertical Change	.3	5 ft	5	REF		
7333	758.2 to 821.2 feet	Cross Slope (PAR)	5.0-6.0%	5 ft	284	SF	$120	**$34,020**
43255	772.0 to 773.0 feet	Vertical Change	-.62	5 ft	5	REF		
44670	791.0 to 792.0 feet	Vertical Change	-.54	5 ft	5	REF		
48221	810.3 to 811.3 feet	Vertical Change	-.39	5 ft	5	REF		
58181	813.9 to 840.5 feet	Driveway				REF		
48504	819.9 to 820.9 feet	Vertical Change	-.38	5 ft	5	REF		
7339	824.2 to 837.4 feet	Cross Slope (Driveway)	10.0-11.0%	5 ft	59	SF	$40	**$2,376**
7343	839.4 to 843.1 feet	Cross Slope (Driveway)	5.0-6.0%	5 ft	17	SF	$40	**$666**
7345	843.1 to 844.1 feet	Cross Slope (PAR)	6.0-7.0%	5 ft	5	SF	$120	**$540**
7346	845.2 to 879.3 feet	Cross Slope (PAR)	5.0-6.0%	5 ft	153	SF	$120	**$18,414**
52572	847.8 to 848.8 feet	Vertical Change	-.28	5 ft	5	REF		
7352	879.3 to 881.0 feet	Cross Slope (PAR)	3.0-4.0%	5 ft	8	SF	$120	**$918**

TOTAL COST FOR: E *side of* **HOLIDAY WAY** *Starting at:* **HOWELL RD** **$318,150.00**

Funding Source: TBD **Year to be Completed** TBD

Street Side	Run ID	Survey Street Name	Starting Street Name	End Street Name	Priority
E	1909241019	HOOVER AVE	1529 HOOVER AVE	15TH ST	73

ID	Dist. from Corner	Barrier Type	As-is Measurement/Notes	Sidewalk Width	Qty	Unit	Cost	Total
19456	0.0 to 16.3 feet	Cross Slope (PAR)	3.0-4.0%	4 ft	65	SF	$120	**$7,824**
54576	1.1 to 2.1 feet	**Vertical Change**	.3	4 ft	4	REF		
19461	16.8 to 22.8 feet	Cross Slope (PAR)	5.0-6.0%	4 ft	24	SF	$120	**$2,880**
56132	17.1 to 18.1 feet	**Vertical Change**	.4	4 ft	4	REF		
19464	22.8 to 23.9 feet	Cross Slope (PAR)	3.0-4.0%	4 ft	4	SF	$120	**$528**
19465	23.9 to 35.3 feet	Cross Slope (PAR)	2.0-3.0%	4 ft	46	SF	$120	**$5,472**
19467	35.5 to 43.4 feet	Cross Slope (PAR)	4.0-5.0%	4 ft	32	SF	$120	**$3,792**
19470	43.4 to 44.9 feet	Cross Slope (PAR)	2.0-3.0%	4 ft	6	SF	$120	**$720**
54577	48.7 to 49.7 feet	**Vertical Change**	.3	4 ft	4	LF	$75	**$300**
19471	51.7 to 59.3 feet	Cross Slope (PAR)	2.0-3.0%	4 ft	30	SF	$120	**$3,648**
59099	56.4 to 68.6 feet	Driveway				REF		
19474	59.3 to 92.8 feet	**Cross Slope (Driveway)**	4.0-5.0%	4 ft	134	SF	$40	**$5,360**
19486	93.2 to 96.5 feet	Cross Slope (PAR)	6.0-7.0%	4 ft	13	SF	$120	**$1,584**
19487	96.5 to 101.9 feet	Cross Slope (PAR)	5.0-6.0%	4 ft	22	SF	$120	**$2,592**
59100	99.7 to 121.9 feet	Driveway				REF		
19489	101.9 to 103.7 feet	**Cross Slope (Driveway)**	3.0-4.0%	4 ft	7	SF	$40	**$288**
19490	103.7 to 139.8 feet	**Cross Slope (Driveway)**	2.0-3.0%	4 ft	144	SF	$40	**$5,776**
54578	123.4 to 124.4 feet	**Vertical Change**	.3	4 ft	4	REF		
19498	160.8 to 186.1 feet	Cross Slope (PAR)	2.0-3.0%	4 ft	101	SF	$120	**$12,144**
59101	177.8 to 185.4 feet	Driveway				REF		
19502	197.8 to 201.3 feet	Cross Slope (PAR)	2.0-3.0%	4 ft	14	SF	$120	**$1,680**
54579	198.1 to 199.1 feet	**Vertical Change**	.3	4 ft	4	REF		
59102	201.4 to 208.4 feet	Driveway				REF		
56133	206.2 to 207.2 feet	**Vertical Change**	.4	4 ft	4	REF		
19503	223.9 to 228.4 feet	Cross Slope (PAR)	2.0-3.0%	4 ft	18	SF	$120	**$2,160**
19505	228.4 to 233.1 feet	Cross Slope (PAR)	4.0-5.0%	4 ft	19	SF	$120	**$2,256**
19507	233.1 to 249.5 feet	Cross Slope (PAR)	2.0-3.0%	4 ft	66	SF	$120	**$7,872**
54580	242.2 to 243.2 feet	**Vertical Change**	.3	4 ft	4	REF		
59103	248.9 to 272.4 feet	Driveway				REF		

Funding Source: TBD **Year to be Completed** TBD

Street Side	Run ID	Survey Street Name	Starting Street Name	End Street Name	Priority
E	1909241019	HOOVER AVE	1529 HOOVER AVE	15TH ST	73

ID	Dist. from Corner	Barrier Type	As-is Measurement/Notes	Sidewalk Width	Qty	Unit	Cost	Total
19512	260.9 to 275.7 feet	Cross Slope (Driveway)	2.0-3.0%	4 ft	59	SF	$40	$2,368
19517	278.8 to 289.3 feet	Cross Slope (PAR)	2.0-3.0%	4 ft	42	SF	$120	$5,040
19521	289.4 to 307.9 feet	Cross Slope (PAR)	4.0-5.0%	4 ft	74	SF	$120	$8,880
54581	298.2 to 299.2 feet	Vertical Change	.3	4 ft	4	LF	$75	$300
19524	310.2 to 311.8 feet	Cross Slope (PAR)	5.0-6.0%	4 ft	6	SF	$120	$768
19525	312.4 to 318.3 feet	Cross Slope (PAR)	6.0-7.0%	4 ft	24	SF	$120	$2,832
19526	318.3 to 328.6 feet	Cross Slope (PAR)	5.0-6.0%	4 ft	41	SF	$120	$4,944
57254	329.2 to 330.2 feet	Vertical Change	.8	4 ft	4	REF		
19529	329.5 to 331.3 feet	Cross Slope (PAR)	3.0-4.0%	4 ft	7	SF	$120	$864
19530	331.3 to 332.5 feet	Cross Slope (PAR)	2.0-3.0%	4 ft	5	SF	$120	$576
59104	331.4 to 341.9 feet	Driveway				REF		
19531	333.6 to 368.1 feet	Cross Slope (Driveway)	4.0-5.0%	4 ft	138	SF	$40	$5,520
54582	344.3 to 345.3 feet	Vertical Change	.3	4 ft	4	REF		
56134	360.0 to 361.0 feet	Vertical Change	.4	4 ft	4	REF		
19539	368.1 to 371.0 feet	Cross Slope (PAR)	6.0-7.0%	4 ft	12	SF	$120	$1,392
19540	371.0 to 393.0 feet	Cross Slope (PAR)	5.0-6.0%	4 ft	88	SF	$120	$10,560
54583	377.7 to 378.7 feet	Vertical Change	.3	4 ft	4	REF		
19550	394.1 to 401.5 feet	Cross Slope (PAR)	2.0-3.0%	4 ft	30	SF	$120	$3,552
59105	401.8 to 422.8 feet	Driveway				REF		
19552	404.2 to 413.7 feet	Cross Slope (Driveway)	3.0-4.0%	4 ft	38	SF	$40	$1,520
19554	413.7 to 438.6 feet	Cross Slope (Driveway)	2.0-3.0%	4 ft	100	SF	$40	$3,984
59106	430.3 to 438.9 feet	Driveway				REF		
19560	444.0 to 478.8 feet	Cross Slope (PAR)	4.0-5.0%	4 ft	139	SF	$120	$16,704
56135	446.4 to 447.4 feet	Vertical Change	.4	4 ft	4	REF		
19568	482.9 to 491.8 feet	Cross Slope (PAR)	4.0-5.0%	4 ft	36	SF	$120	$4,272
59107	483.6 to 491.8 feet	Driveway				REF		
19570	491.8 to 496.8 feet	Cross Slope (Driveway)	2.0-3.0%	4 ft	20	SF	$40	$800
19572	497.1 to 502.5 feet	Cross Slope (PAR)	4.0-5.0%	4 ft	22	SF	$120	$2,592
19574	503.7 to 525.3 feet	Cross Slope (PAR)	2.0-3.0%	4 ft	86	SF	$120	$10,368

Funding Source: TBD **Year to be Completed** TBD

Street Side	Run ID	Survey Street Name	Starting Street Name	End Street Name	Priority
E	1909241019	HOOVER AVE	1529 HOOVER AVE	15TH ST	73

ID	Dist. from Corner	Barrier Type	As-is Measurement/Notes	Sidewalk Width	Qty	Unit	Cost	Total
19579	529.8 to 531.0 feet	Cross Slope (PAR)	2.0-3.0%	4 ft	5	SF	$120	**$576**
19580	545.1 to 573.3 feet	Cross Slope (PAR)	2.0-3.0%	4 ft	113	SF	$120	**$13,536**
56136	556.0 to 557.0 feet	**Vertical Change**	.4	4 ft	4	REF		
54584	564.8 to 565.8 feet	**Vertical Change**	.3	4 ft	4	REF		
19587	574.5 to 581.5 feet	Cross Slope (PAR)	4.0-5.0%	4 ft	28	SF	$120	**$3,360**

TOTAL COST FOR: E *side of* **HOOVER AVE** *Starting at:* **1529 HOOVER AVE** **$172,184.00**

Funding Source: TBD **Year to be Completed** TBD

Street Side	Run ID	Survey Street Name	Starting Street Name	End Street Name	Priority
W	1909241028	HOOVER AVE	15TH ST	WILSON WAY	99

ID	Dist. from Corner	Barrier Type	As-is Measurement/Notes	Sidewalk Width	Qty	Unit	Cost	Total
54563	1.4 to 2.4 feet	Vertical Change	.3	4 ft	4	LF	$75	$300
54564	6.2 to 7.2 feet	Vertical Change	.3	4 ft	4	REF		
19263	6.7 to 14.1 feet	Cross Slope (PAR)	2.0-3.0%	4 ft	30	SF	$120	$3,552
19267	14.1 to 21.3 feet	Cross Slope (PAR)	4.0-5.0%	4 ft	29	SF	$120	$3,456
56693	21.2 to 22.2 feet	Vertical Change	.5	4 ft	4	REF		
19269	24.8 to 31.3 feet	Cross Slope (PAR)	3.0-4.0%	4 ft	26	SF	$120	$3,120
19270	31.5 to 69.2 feet	Cross Slope (PAR)	2.0-3.0%	4 ft	151	SF	$120	$18,096
54565	55.0 to 56.0 feet	Vertical Change	.3	4 ft	4	REF		
59089	57.7 to 70.5 feet	Driveway				REF		
19278	76.6 to 82.1 feet	Cross Slope (PAR)	2.0-3.0%	4 ft	22	SF	$120	$2,640
59090	77.8 to 95.4 feet	Driveway				REF		
19280	83.1 to 96.7 feet	Cross Slope (Driveway)	4.0-5.0%	4 ft	54	SF	$40	$2,176
19283	96.7 to 103.8 feet	Cross Slope (PAR)	2.0-3.0%	4 ft	28	SF	$120	$3,408
19286	113.1 to 115.6 feet	Cross Slope (PAR)	2.0-3.0%	4 ft	10	SF	$120	$1,200
19287	121.5 to 142.0 feet	Cross Slope (PAR)	3.0-4.0%	4 ft	82	SF	$120	$9,840
56126	124.4 to 125.4 feet	Vertical Change	.4	4 ft	4	REF		
19294	143.4 to 159.7 feet	Cross Slope (PAR)	2.0-3.0%	4 ft	65	SF	$120	$7,824
54566	146.5 to 147.5 feet	Vertical Change	.3	4 ft	4	REF		
57253	151.0 to 152.0 feet	Vertical Change	.8	4 ft	4	REF		
19297	161.8 to 172.8 feet	Cross Slope (PAR)	4.0-5.0%	4 ft	44	SF	$120	$5,280
59091	166.3 to 177.3 feet	Driveway				REF		
19299	174.1 to 189.4 feet	Cross Slope (Driveway)	2.0-3.0%	4 ft	61	SF	$40	$2,448
19306	189.4 to 202.4 feet	Cross Slope (PAR)	4.0-5.0%	4 ft	52	SF	$120	$6,240
54567	200.7 to 201.7 feet	Vertical Change	.3	4 ft	4	REF		
19309	202.8 to 206.9 feet	Cross Slope (PAR)	2.0-3.0%	4 ft	16	SF	$120	$1,968
19311	206.9 to 209.8 feet	Cross Slope (PAR)	4.0-5.0%	4 ft	12	SF	$120	$1,392
19313	209.9 to 211.3 feet	Cross Slope (PAR)	2.0-3.0%	4 ft	6	SF	$120	$672
19314	213.8 to 219.7 feet	Cross Slope (PAR)	2.0-3.0%	4 ft	24	SF	$120	$2,832

Funding Source: TBD **Year to be Completed** TBD

Street Side	Run ID	Survey Street Name	Starting Street Name	End Street Name	Priority
W	1909241028	HOOVER AVE	15TH ST	WILSON WAY	99

ID	Dist. from Corner	Barrier Type	As-is Measurement/Notes	Sidewalk Width	Qty	Unit	Cost	Total
54568	219.0 to 220.0 feet	Vertical Change	.3	4 ft	4	REF		
57013	221.1 to 222.1 feet	Vertical Change	.6	4 ft	4	SF	$75	$300
19316	233.3 to 246.8 feet	Cross Slope (PAR)	2.0-3.0%	4 ft	54	SF	$120	$6,480
59092	233.3 to 248.5 feet	Driveway				REF		
19318	247.2 to 257.7 feet	Cross Slope (Driveway)	4.0-5.0%	4 ft	42	SF	$40	$1,680
19321	260.1 to 267.4 feet	Cross Slope (PAR)	5.0-6.0%	4 ft	29	SF	$120	$3,504
19323	268.3 to 271.1 feet	Cross Slope (PAR)	6.0-7.0%	4 ft	11	SF	$120	$1,344
19325	271.5 to 277.2 feet	Cross Slope (PAR)	8.0-9.0%	4 ft	23	SF	$120	$2,736
57349	272.5 to 273.5 feet	Vertical Change	1	4 ft	4	REF		
19327	277.2 to 278.4 feet	Cross Slope (PAR)	10.0-11.0%	4 ft	5	SF	$120	$576
54569	278.4 to 279.4 feet	Vertical Change	.3	4 ft	4	REF		
19328	281.6 to 290.9 feet	Cross Slope (PAR)	4.0-5.0%	4 ft	37	SF	$120	$4,464
19330	291.3 to 299.4 feet	Cross Slope (PAR)	2.0-3.0%	4 ft	32	SF	$120	$3,888
54570	298.5 to 299.5 feet	Vertical Change	.3	4 ft	4	REF		
19331	327.6 to 333.3 feet	Cross Slope (PAR)	2.0-3.0%	4 ft	23	SF	$120	$2,736
54571	334.7 to 335.7 feet	Vertical Change	.3	4 ft	4	LF	$75	$300
54572	358.6 to 361.5 feet	Vertical Change	.3	4 ft	12	LF	$75	$870
59093	362.3 to 383.7 feet	Driveway				REF		
19334	376.3 to 383.6 feet	Cross Slope (Driveway)	2.0-3.0%	4 ft	29	SF	$40	$1,168
54573	386.1 to 387.1 feet	Vertical Change	.3	4 ft	4	REF		
19336	386.1 to 408.3 feet	Cross Slope (PAR)	3.0-4.0%	4 ft	89	SF	$120	$10,656
57014	391.3 to 392.3 feet	Vertical Change	.6	4 ft	4	REF		
59094	395.9 to 408.9 feet	Driveway				REF		
19340	408.3 to 420.6 feet	Cross Slope (Driveway)	2.0-3.0%	4 ft	49	SF	$40	$1,968
56127	420.5 to 424.5 feet	Vertical Change	.4	4 ft	16	REF		
19343	426.7 to 430.5 feet	Cross Slope (PAR)	2.0-3.0%	4 ft	15	SF	$120	$1,824
19345	430.5 to 441.1 feet	Cross Slope (PAR)	4.0-5.0%	4 ft	42	SF	$120	$5,088
56128	437.3 to 438.3 feet	Vertical Change	.4	4 ft	4	REF		

Funding Source: TBD **Year to be Completed** TBD

Street Side	Run ID	Survey Street Name	Starting Street Name	End Street Name	Priority
W	1909241028	HOOVER AVE	15TH ST	WILSON WAY	99

ID	Dist. from Corner	Barrier Type	As-is Measurement/Notes	Sidewalk Width	Qty	Unit	Cost	Total
19349	441.1 to 454.0 feet	Cross Slope (PAR)	2.0-3.0%	4 ft	52	SF	$120	**$6,192**
19354	456.8 to 464.2 feet	Cross Slope (PAR)	2.0-3.0%	4 ft	30	SF	$120	**$3,552**
19357	466.3 to 475.7 feet	Cross Slope (PAR)	3.0-4.0%	4 ft	38	SF	$120	**$4,512**
59095	470.5 to 494.1 feet	Driveway				REF		
19360	479.3 to 482.0 feet	**Cross Slope (Driveway)**	3.0-4.0%	4 ft	11	SF	$40	**$432**
19361	483.3 to 499.8 feet	**Cross Slope (Driveway)**	2.0-3.0%	4 ft	66	SF	$40	**$2,640**
19366	503.1 to 515.2 feet	Cross Slope (PAR)	2.0-3.0%	4 ft	48	SF	$120	**$5,808**
19369	517.7 to 544.8 feet	Cross Slope (PAR)	2.0-3.0%	4 ft	108	SF	$120	**$13,008**
59096	540.6 to 559.8 feet	Driveway				REF		
19379	548.6 to 574.0 feet	**Cross Slope (Driveway)**	2.0-3.0%	4 ft	102	SF	$40	**$4,064**
56129	565.5 to 566.5 feet	**Vertical Change**	.4	4 ft	4	REF		
19388	574.0 to 586.4 feet	Cross Slope (PAR)	4.0-5.0%	4 ft	50	SF	$120	**$5,952**
19393	586.4 to 587.9 feet	Cross Slope (PAR)	2.0-3.0%	4 ft	6	SF	$120	**$720**
19394	590.2 to 598.4 feet	Cross Slope (PAR)	2.0-3.0%	4 ft	33	SF	$120	**$3,936**
19397	598.4 to 607.6 feet	Cross Slope (PAR)	4.0-5.0%	4 ft	37	SF	$120	**$4,416**
54574	606.5 to 607.5 feet	**Vertical Change**	.3	4 ft	4	REF		
19400	608.6 to 625.0 feet	Cross Slope (PAR)	2.0-3.0%	4 ft	66	SF	$120	**$7,872**
59097	626.4 to 639.9 feet	Driveway				REF		
19407	627.9 to 649.6 feet	**Cross Slope (Driveway)**	3.0-4.0%	4 ft	87	SF	$40	**$3,472**
19411	650.8 to 652.3 feet	Cross Slope (PAR)	5.0-6.0%	4 ft	6	SF	$120	**$720**
19412	657.3 to 659.8 feet	Cross Slope (PAR)	5.0-6.0%	4 ft	10	SF	$120	**$1,200**
19413	661.1 to 663.3 feet	Cross Slope (PAR)	6.0-7.0%	4 ft	9	SF	$120	**$1,056**
57350	661.7 to 662.7 feet	**Vertical Change**	1	4 ft	4	REF		
19414	663.7 to 668.9 feet	Cross Slope (PAR)	5.0-6.0%	4 ft	21	SF	$120	**$2,496**
19417	669.3 to 675.6 feet	Cross Slope (PAR)	3.0-4.0%	4 ft	25	SF	$120	**$3,024**
19419	675.6 to 691.7 feet	Cross Slope (PAR)	2.0-3.0%	4 ft	64	SF	$120	**$7,728**
19424	692.3 to 710.8 feet	Cross Slope (PAR)	4.0-5.0%	4 ft	74	SF	$120	**$8,880**
19429	713.5 to 735.4 feet	Cross Slope (PAR)	4.0-5.0%	4 ft	88	SF	$120	**$10,512**

Funding Source: TBD **Year to be Completed** TBD

Street Side	Run ID	Survey Street Name	Starting Street Name	End Street Name	Priority
W	1909241028	HOOVER AVE	15TH ST	WILSON WAY	99

ID	Dist. from Corner	Barrier Type	As-is Measurement/Notes	Sidewalk Width	Qty	Unit	Cost	Total
56130	719.8 to 723.0 feet	Vertical Change	.4	4 ft	13	REF		
19436	737.9 to 749.0 feet	Cross Slope (PAR)	4.0-5.0%	4 ft	44	SF	$120	**$5,328**
59098	746.6 to 766.1 feet	Driveway				REF		
19439	749.3 to 765.6 feet	Cross Slope (Driveway)	2.0-3.0%	4 ft	65	SF	$40	**$2,608**
19441	769.8 to 822.8 feet	Cross Slope (PAR)	2.0-3.0%	4 ft	212	SF	$120	**$25,440**
56131	822.1 to 823.1 feet	Vertical Change	.4	4 ft	4	REF		
19450	844.4 to 848.7 feet	Cross Slope (PAR)	2.0-3.0%	4 ft	17	SF	$120	**$2,064**
19452	849.5 to 851.0 feet	Cross Slope (PAR)	5.0-6.0%	4 ft	6	SF	$120	**$720**
19453	851.2 to 853.2 feet	Cross Slope (PAR)	6.0-7.0%	4 ft	8	SF	$120	**$960**
54575	853.0 to 854.0 feet	Vertical Change	.3	4 ft	4	REF		
19454	853.2 to 855.9 feet	Cross Slope (PAR)	5.0-6.0%	4 ft	11	SF	$120	**$1,296**

TOTAL COST FOR: W *side of* **HOOVER AVE** *Starting at:* **15TH ST** **$266,634.00**

Funding Source: TBD **Year to be Completed** TBD

Street Side	Run ID	Survey Street Name	Starting Street Name	End Street Name	Priority
E	1909241009	HOOVER AVE	WILSON WAY	1529 HOOVER DR	47.5

ID	Dist. from Corner	Barrier Type	As-is Measurement/Notes	Sidewalk Width	Qty	Unit	Cost	Total
19590	0.2 to 16.7 feet	Cross Slope (PAR)	4.0-5.0%	4 ft	66	SF	$120	**$7,920**
59108	15.2 to 36.8 feet	Driveway				REF		
19596	16.7 to 39.7 feet	**Cross Slope (Driveway)**	2.0-3.0%	4 ft	92	SF	$40	**$3,680**
19603	39.7 to 45.6 feet	Cross Slope (PAR)	4.0-5.0%	4 ft	24	SF	$120	**$2,832**
19605	45.8 to 62.9 feet	Cross Slope (PAR)	2.0-3.0%	4 ft	68	SF	$120	**$8,208**
54585	60.4 to 61.4 feet	**Vertical Change**	.3	4 ft	4	REF		
19611	65.7 to 68.5 feet	Cross Slope (PAR)	2.0-3.0%	4 ft	11	SF	$120	**$1,344**
19612	71.7 to 84.6 feet	Cross Slope (PAR)	2.0-3.0%	4 ft	52	SF	$120	**$6,192**
19618	85.8 to 99.7 feet	Cross Slope (PAR)	4.0-5.0%	4 ft	56	SF	$120	**$6,672**
59109	90.7 to 101.0 feet	Driveway				REF		
19620	100.4 to 146.4 feet	**Cross Slope (Driveway)**	2.0-3.0%	4 ft	184	SF	$40	**$7,360**
54586	101.9 to 102.9 feet	**Vertical Change**	.3	4 ft	4	REF		
19629	147.1 to 150.3 feet	Cross Slope (PAR)	4.0-5.0%	4 ft	13	SF	$120	**$1,536**
19630	152.8 to 162.6 feet	Cross Slope (PAR)	3.0-4.0%	4 ft	39	SF	$120	**$4,704**
19632	162.6 to 166.1 feet	Cross Slope (PAR)	5.0-6.0%	4 ft	14	SF	$120	**$1,680**
19633	167.2 to 181.4 feet	Cross Slope (PAR)	3.0-4.0%	4 ft	57	SF	$120	**$6,816**
54587	173.6 to 174.6 feet	**Vertical Change**	.3	4 ft	4	REF		
56137	179.5 to 180.5 feet	**Vertical Change**	.4	4 ft	4	REF		
19637	183.8 to 186.4 feet	Cross Slope (PAR)	4.0-5.0%	4 ft	10	SF	$120	**$1,248**
54588	184.2 to 185.2 feet	**Vertical Change**	.3	4 ft	4	REF		
19639	187.7 to 192.8 feet	Cross Slope (PAR)	7.0-8.0%	4 ft	20	SF	$120	**$2,448**
19641	195.3 to 196.3 feet	Cross Slope (PAR)	5.0-6.0%	4 ft	4	SF	$120	**$480**
19642	198.6 to 206.4 feet	Cross Slope (PAR)	4.0-5.0%	4 ft	31	SF	$120	**$3,744**
56696	204.6 to 205.6 feet	**Vertical Change**	.5	4 ft	4	REF		
19645	206.4 to 229.8 feet	Cross Slope (PAR)	2.0-3.0%	4 ft	94	SF	$120	**$11,232**

TOTAL COST FOR: E *side of* **HOOVER AVE** *Starting at:* **WILSON WAY** **$78,096.00**

Funding Source: TBD **Year to be Completed** TBD

Street Side	Run ID	Survey Street Name	Starting Street Name	End Street Name	Priority
W	1908221025	HOSPITAL DR	SIDEWALK BEGINS	SIDEWALK ENDS	113

ID	Dist. from Corner	Barrier Type	As-is Measurement/Notes	Sidewalk Width	Qty	Unit	Cost	Total
6658	0.0 to 15.1 feet	Cross Slope (PAR)	3.0-4.0%	5 ft	76	SF	$120	**$9,060**
58106	10.9 to 48.4 feet	Driveway				REF		
6660	17.3 to 47.1 feet	Cross Slope (Driveway)	7.0-8.0%	5 ft	149	SF	$40	**$5,960**
6666	47.1 to 49.3 feet	Cross Slope (Driveway)	5.0-6.0%	5 ft	11	SF	$40	**$440**
48498	49.1 to 50.1 feet	Vertical Change	-.38	5 ft	5	REF		
6668	49.3 to 96.6 feet	Cross Slope (PAR)	3.0-4.0%	5 ft	237	SF	$120	**$28,380**
47306	52.3 to 53.3 feet	Vertical Change	-.42	5 ft	5	REF		
45947	66.3 to 67.3 feet	Vertical Change	-.48	5 ft	5	REF		
48211	79.8 to 80.8 feet	Vertical Change	-.39	5 ft	5	REF		
42997	93.8 to 94.8 feet	Vertical Change	-.64	5 ft	5	REF		
6671	96.6 to 177.2 feet	Cross Slope (PAR)	2.0-3.0%	5 ft	403	SF	$120	**$48,360**
46391	108.2 to 109.2 feet	Vertical Change	-.46	5 ft	5	REF		
42475	122.4 to 123.4 feet	Vertical Change	-.69	5 ft	5	REF		
43876	136.9 to 137.9 feet	Vertical Change	-.58	5 ft	5	REF		
46392	151.1 to 152.1 feet	Vertical Change	-.46	5 ft	5	REF		
43252	165.3 to 166.3 feet	Vertical Change	-.62	5 ft	5	REF		
6675	177.2 to 193.1 feet	Cross Slope (PAR)	4.0-5.0%	5 ft	80	SF	$120	**$9,540**
42092	179.7 to 180.7 feet	Vertical Change	-.75	5 ft	5	REF		
6677	193.1 to 208.4 feet	Cross Slope (PAR)	2.0-3.0%	5 ft	77	SF	$120	**$9,180**
42093	194.0 to 195.0 feet	Vertical Change	-.75	5 ft	5	REF		
58107	204.0 to 218.5 feet	Driveway				REF		
44237	207.8 to 208.8 feet	Vertical Change	-.56	5 ft	5	REF		
6680	213.4 to 218.5 feet	Cross Slope (Driveway)	10.0-11.0%	5 ft	26	SF	$40	**$1,020**

TOTAL COST FOR: W *side of* **HOSPITAL DR** *Starting at:* **SIDEWALK BEGINS** **$111,940.00**

Funding Source: TBD **Year to be Completed** TBD

Street Side	Run ID	Survey Street Name	Starting Street Name	End Street Name	Priority
N	1908221202	HOWELL RD	AUTUMN WAY	SIDEWALK ENDS	47

ID	Dist. from Corner	Barrier Type	As-is Measurement/Notes	Sidewalk Width	Qty	Unit	Cost	Total
7864	0.0 to 32.0 feet	Cross Slope (PAR)	4.0-5.0%	5 ft	144	SF	$120	**$17,280**
49711	8.4 to 9.4 feet	**Vertical Change**	-.34	5 ft	5	REF		
7868	32.0 to 65.7 feet	Cross Slope (PAR)	2.0-3.0%	5 ft	152	SF	$120	**$18,198**
48804	58.6 to 59.6 feet	**Vertical Change**	-.37	5 ft	5	REF		

TOTAL COST FOR: N *side of* **HOWELL RD** *Starting at:* **AUTUMN WAY** **$35,478.00**

Funding Source: TBD **Year to be Completed** TBD

Street Side	Run ID	Survey Street Name	Starting Street Name	End Street Name	Priority
S	51909231636	HOWELL RD	COTTONWOOD DR	SANTA CRUZ BLVD	75.25

ID	Dist. from Corner	Barrier Type	As-is Measurement/Notes	Sidewalk Width	Qty	Unit	Cost	Total
40830	0.0 to 1.1 feet	Running Slope	5.0-6.0%	6 ft	6	REF		
28442	0.8 to 10.7 feet	Cross Slope (PAR)	2.0-3.0%	6 ft	54	SF	$120	**$6,534**
59629	10.5 to 30.8 feet	Driveway				REF		
28445	13.9 to 14.9 feet	**Cross Slope (Driveway)**	5.0-6.0%	6 ft	6	SF	$40	**$220**
28446	16.5 to 19.0 feet	**Cross Slope (Driveway)**	8.0-9.0%	6 ft	14	SF	$40	**$550**
28448	19.0 to 25.2 feet	**Cross Slope (Driveway)**	10.0-11.0%	6 ft	34	SF	$40	**$1,364**
28451	25.8 to 30.6 feet	**Cross Slope (Driveway)**	12.0-13.0%	6 ft	26	SF	$40	**$1,056**
28453	37.3 to 56.0 feet	Cross Slope (PAR)	2.0-3.0%	6 ft	103	SF	$120	**$12,342**
59630	58.1 to 77.1 feet	Driveway				REF		
28457	58.6 to 59.8 feet	**Cross Slope (Driveway)**	2.0-3.0%	6 ft	7	SF	$40	**$264**
28458	63.0 to 67.8 feet	**Cross Slope (Driveway)**	9.0-10.0%	6 ft	26	SF	$40	**$1,056**
28461	70.1 to 78.5 feet	**Cross Slope (Driveway)**	9.0-10.0%	6 ft	46	SF	$40	**$1,848**
40831	78.5 to 81.1 feet	Running Slope	5.0-6.0%	6 ft	14	REF		
28463	82.3 to 93.5 feet	Cross Slope (PAR)	2.0-3.0%	6 ft	62	SF	$120	**$7,392**
28465	98.0 to 138.9 feet	Cross Slope (PAR)	2.0-3.0%	6 ft	225	SF	$120	**$26,994**
106	123.3 to 124.3 feet	**Protruding Object**		6 ft	6	JOB	$99	**$99**
45377	132.3 to 137.4 feet	**Vertical Change**	-.5	6 ft	28	REF		
59631	138.6 to 153.6 feet	Driveway				REF		
28472	142.1 to 156.3 feet	**Cross Slope (Driveway)**	8.0-9.0%	6 ft	78	SF	$40	**$3,124**
28477	158.4 to 163.7 feet	Cross Slope (PAR)	4.0-5.0%	6 ft	29	SF	$120	**$3,498**
28479	165.1 to 179.0 feet	Cross Slope (PAR)	2.0-3.0%	6 ft	76	SF	$120	**$9,174**
59632	179.8 to 208.3 feet	Driveway				REF		
28482	181.6 to 182.7 feet	**Cross Slope (Driveway)**	3.0-4.0%	6 ft	6	SF	$40	**$242**
28483	184.6 to 199.7 feet	**Cross Slope (Driveway)**	8.0-9.0%	6 ft	83	SF	$40	**$3,322**
28487	199.8 to 210.3 feet	**Cross Slope (Driveway)**	10.0-11.0%	6 ft	58	SF	$40	**$2,310**
40832	211.3 to 212.3 feet	Running Slope	5.0-6.0%	6 ft	6	SF	$120	**$660**
28489	215.3 to 226.8 feet	Cross Slope (PAR)	2.0-3.0%	6 ft	63	SF	$120	**$7,590**
55341	224.1 to 225.1 feet	**Vertical Change**	.3	6 ft	6	REF		
28492	232.8 to 236.0 feet	Cross Slope (PAR)	2.0-3.0%	6 ft	18	SF	$120	**$2,112**

Funding Source: TBD **Year to be Completed** TBD

Street Side	Run ID	Survey Street Name	Starting Street Name	End Street Name	Priority
S	51909231636	HOWELL RD	COTTONWOOD DR	SANTA CRUZ BLVD	75.25

ID	Dist. from Corner	Barrier Type	As-is Measurement/Notes	Sidewalk Width	Qty	Unit	Cost	Total
28493	239.0 to 242.7 feet	Cross Slope (PAR)	2.0-3.0%	6 ft	20	SF	$120	**$2,442**
28494	249.3 to 260.8 feet	Cross Slope (PAR)	2.0-3.0%	6 ft	63	SF	$120	**$7,590**
51023	250.1 to 251.1 feet	**Vertical Change**	-.3	6 ft	6	REF		
59633	257.8 to 278.2 feet	Driveway				REF		
28496	263.9 to 278.9 feet	**Cross Slope (Driveway)**	8.0-9.0%	6 ft	83	SF	$40	**$3,300**
40833	279.1 to 280.5 feet	Running Slope	6.0-7.0%	6 ft	8	SF	$120	**$924**
28499	285.5 to 302.9 feet	Cross Slope (PAR)	2.0-3.0%	6 ft	96	SF	$120	**$11,484**
56389	300.5 to 301.5 feet	**Vertical Change**	.4	6 ft	6	REF		
28505	305.4 to 314.3 feet	Cross Slope (PAR)	2.0-3.0%	6 ft	49	SF	$120	**$5,874**
41271	309.8 to 310.8 feet	**Vertical Change**	-1.7	6 ft	6	REF		
59634	314.5 to 333.6 feet	Driveway				REF		
28508	320.2 to 326.8 feet	**Cross Slope (Driveway)**	14.0-15.0%	6 ft	36	SF	$40	**$1,452**
47709	323.8 to 324.8 feet	**Vertical Change**	-.4	6 ft	6	REF		
28511	326.8 to 333.4 feet	**Cross Slope (Driveway)**	12.0-13.0%	6 ft	36	SF	$40	**$1,452**
51024	337.9 to 338.9 feet	**Vertical Change**	-.3	6 ft	6	LF	$75	**$413**
28513	349.3 to 352.4 feet	Cross Slope (PAR)	2.0-3.0%	6 ft	17	SF	$120	**$2,046**
59635	351.4 to 371.3 feet	Driveway				REF		
28515	357.0 to 359.8 feet	**Cross Slope (Driveway)**	10.0-11.0%	6 ft	15	SF	$40	**$616**
28517	359.8 to 364.8 feet	**Cross Slope (Driveway)**	8.0-9.0%	6 ft	28	SF	$40	**$1,100**
28520	367.3 to 370.6 feet	**Cross Slope (Driveway)**	9.0-10.0%	6 ft	18	SF	$40	**$726**
40834	371.1 to 372.8 feet	Running Slope	5.0-6.0%	6 ft	9	REF		
28521	373.9 to 375.5 feet	Cross Slope (PAR)	2.0-3.0%	6 ft	9	SF	$120	**$1,056**
51025	375.2 to 376.2 feet	**Vertical Change**	-.3	6 ft	6	REF		
56390	391.4 to 392.4 feet	**Vertical Change**	.4	6 ft	6	LF	$75	**$413**
28522	417.4 to 422.8 feet	Cross Slope (PAR)	2.0-3.0%	6 ft	30	SF	$120	**$3,564**
59636	420.1 to 438.9 feet	Driveway				REF		
28524	426.0 to 438.5 feet	**Cross Slope (Driveway)**	10.0-11.0%	6 ft	69	SF	$40	**$2,750**
28526	438.5 to 440.2 feet	**Cross Slope (Driveway)**	8.0-9.0%	6 ft	9	SF	$40	**$374**
40835	440.1 to 441.3 feet	Running Slope	5.0-6.0%	6 ft	7	REF		

Funding Source: TBD **Year to be Completed** TBD

Street Side	Run ID	Survey Street Name	Starting Street Name	End Street Name	Priority
S	51909231636	HOWELL RD	COTTONWOOD DR	SANTA CRUZ BLVD	75.25

ID	Dist. from Corner	Barrier Type	As-is Measurement/Notes	Sidewalk Width	Qty	Unit	Cost	Total
28527	441.8 to 445.7 feet	Cross Slope (PAR)	4.0-5.0%	6 ft	21	SF	$120	**$2,574**
28529	445.7 to 447.2 feet	Cross Slope (PAR)	2.0-3.0%	6 ft	8	SF	$120	**$990**
59637	456.3 to 487.8 feet	Driveway				REF		
28530	459.1 to 460.1 feet	**Cross Slope (Driveway)**	2.0-3.0%	6 ft	6	SF	$40	**$220**
28531	462.5 to 478.1 feet	**Cross Slope (Driveway)**	7.0-8.0%	6 ft	86	SF	$40	**$3,432**
28535	478.1 to 486.0 feet	**Cross Slope (Driveway)**	9.0-10.0%	6 ft	43	SF	$40	**$1,738**
40836	488.3 to 489.3 feet	Running Slope	5.0-6.0%	6 ft	6	REF		
28537	490.6 to 491.7 feet	Cross Slope (PAR)	3.0-4.0%	6 ft	6	SF	$120	**$726**
28538	494.9 to 511.3 feet	Cross Slope (PAR)	2.0-3.0%	6 ft	90	SF	$120	**$10,824**
28542	513.5 to 522.3 feet	Cross Slope (PAR)	2.0-3.0%	6 ft	48	SF	$120	**$5,808**
59638	527.8 to 546.1 feet	Driveway				REF		
28544	528.3 to 529.3 feet	**Cross Slope (Driveway)**	3.0-4.0%	6 ft	6	SF	$40	**$220**
28545	532.8 to 546.0 feet	**Cross Slope (Driveway)**	10.0-11.0%	6 ft	73	SF	$40	**$2,904**
51026	537.6 to 538.6 feet	**Vertical Change**	-.3	6 ft	6	REF		
28550	549.5 to 550.5 feet	Cross Slope (PAR)	3.0-4.0%	6 ft	6	SF	$120	**$660**
28551	550.5 to 551.6 feet	Cross Slope (PAR)	2.0-3.0%	6 ft	6	SF	$120	**$726**
28552	555.8 to 556.9 feet	Cross Slope (PAR)	2.0-3.0%	6 ft	6	SF	$120	**$726**
59639	563.9 to 581.8 feet	Driveway				REF		
28553	570.3 to 573.6 feet	**Cross Slope (Driveway)**	9.0-10.0%	6 ft	18	SF	$40	**$726**
28555	573.8 to 583.3 feet	**Cross Slope (Driveway)**	11.0-12.0%	6 ft	52	SF	$40	**$2,090**
51027	584.7 to 585.7 feet	**Vertical Change**	-.3	6 ft	6	LF	$75	**$413**
28557	586.8 to 591.4 feet	Cross Slope (PAR)	2.0-3.0%	6 ft	25	SF	$120	**$3,036**
28559	594.0 to 597.7 feet	Cross Slope (PAR)	3.0-4.0%	6 ft	20	SF	$120	**$2,442**
51028	596.5 to 597.5 feet	**Vertical Change**	-.3	6 ft	6	REF		
28561	597.9 to 603.4 feet	Cross Slope (PAR)	2.0-3.0%	6 ft	30	SF	$120	**$3,630**
28562	605.6 to 610.3 feet	Cross Slope (PAR)	3.0-4.0%	6 ft	26	SF	$120	**$3,102**
51029	606.6 to 607.6 feet	**Vertical Change**	-.3	6 ft	6	REF		
28564	611.8 to 624.9 feet	Cross Slope (PAR)	2.0-3.0%	6 ft	72	SF	$120	**$8,646**

Funding Source: TBD **Year to be Completed** TBD

Street Side	Run ID	Survey Street Name	Starting Street Name	End Street Name	Priority
S	51909231636	HOWELL RD	COTTONWOOD DR	SANTA CRUZ BLVD	75.25

ID	Dist. from Corner	Barrier Type	As-is Measurement/Notes	Sidewalk Width	Qty	Unit	Cost	Total
56391	626.7 to 627.7 feet	Vertical Change	.4	6 ft	6	LF	$75	**$413**
43520	629.2 to 630.2 feet	Vertical Change	-.6	6 ft	6	SF	$75	**$413**
59640	632.4 to 649.8 feet	Driveway				REF		
28568	636.8 to 641.2 feet	Cross Slope (Driveway)	6.0-7.0%	6 ft	24	SF	$40	**$968**
28570	641.2 to 644.2 feet	Cross Slope (Driveway)	8.0-9.0%	6 ft	17	SF	$40	**$660**
28571	646.8 to 648.1 feet	Cross Slope (Driveway)	8.0-9.0%	6 ft	7	SF	$40	**$286**
28572	654.3 to 663.3 feet	Cross Slope (PAR)	2.0-3.0%	6 ft	50	SF	$120	**$5,940**
51030	658.6 to 659.6 feet	Vertical Change	-.3	6 ft	6	REF		
47710	662.5 to 663.5 feet	Vertical Change	-.4	6 ft	6	REF		
59641	664.5 to 685.9 feet	Driveway				REF		
28575	670.3 to 683.8 feet	Cross Slope (Driveway)	8.0-9.0%	6 ft	74	SF	$40	**$2,970**
56392	674.2 to 675.2 feet	Vertical Change	.4	6 ft	6	REF		

TOTAL COST FOR: S *side of* **HOWELL RD** *Starting at:* **COTTONWOOD DR** **$206,607.50**

Funding Source: TBD **Year to be Completed** TBD

Street Side	Run ID	Survey Street Name	Starting Street Name	End Street Name	Priority
N	1908221157	HOWELL RD	DOROTHY WAY	GILL WAY	89.5

ID	Dist. from Corner	Barrier Type	As-is Measurement/Notes	Sidewalk Width	Qty	Unit	Cost	Total
7773	0.0 to 4.8 feet	Cross Slope (PAR)	2.0-3.0%	4 ft	17	SF	$120	**$2,016**
44682	0.6 to 1.6 feet	**Vertical Change**	-.54	4 ft	4	REF		
45535	11.9 to 12.9 feet	**Vertical Change**	-.5	4 ft	4	SF	$75	**$263**
53631	21.6 to 22.6 feet	**Vertical Change**	-.26	4 ft	4	LF	$75	**$263**
7774	43.7 to 92.5 feet	Cross Slope (PAR)	2.0-3.0%	4 ft	171	SF	$120	**$20,496**
58243	46.6 to 57.9 feet	Driveway				REF		
48224	88.5 to 89.5 feet	**Vertical Change**	-.39	4 ft	4	REF		
7782	97.6 to 117.6 feet	Cross Slope (PAR)	2.0-3.0%	4 ft	70	SF	$120	**$8,400**
52126	102.5 to 103.5 feet	**Vertical Change**	-.29	4 ft	4	REF		
58244	111.7 to 125.5 feet	Driveway				REF		
7783	127.8 to 131.4 feet	Cross Slope (PAR)	2.0-3.0%	4 ft	13	SF	$120	**$1,512**
52581	128.7 to 129.7 feet	**Vertical Change**	-.28	4 ft	4	REF		
7785	132.4 to 143.3 feet	Cross Slope (PAR)	4.0-5.0%	4 ft	38	SF	$120	**$4,578**
7788	143.3 to 162.4 feet	Cross Slope (PAR)	2.0-3.0%	4 ft	67	SF	$120	**$8,022**
7792	173.8 to 185.3 feet	Cross Slope (PAR)	2.0-3.0%	4 ft	40	SF	$120	**$4,830**
58245	178.8 to 198.8 feet	Driveway				REF		
7795	185.3 to 207.3 feet	**Cross Slope (Driveway)**	4.0-5.0%	4 ft	77	SF	$40	**$3,080**
58246	204.0 to 226.0 feet	Driveway				REF		
7799	207.3 to 208.9 feet	**Cross Slope (Driveway)**	2.0-3.0%	4 ft	6	SF	$40	**$224**
7800	214.7 to 233.7 feet	**Cross Slope (Driveway)**	2.0-3.0%	4 ft	67	SF	$40	**$2,660**
7802	233.7 to 274.7 feet	Cross Slope (PAR)	4.0-5.0%	4 ft	144	SF	$120	**$17,220**
7809	274.7 to 310.8 feet	Cross Slope (PAR)	2.0-3.0%	4 ft	126	SF	$120	**$15,162**
58247	281.2 to 299.3 feet	Driveway				REF		
7814	326.5 to 334.6 feet	Cross Slope (PAR)	5.0-6.0%	4 ft	28	SF	$120	**$3,402**
7816	334.6 to 337.7 feet	Cross Slope (PAR)	3.0-4.0%	4 ft	11	SF	$120	**$1,302**
7817	350.2 to 368.6 feet	Cross Slope (PAR)	2.0-3.0%	4 ft	64	SF	$120	**$7,728**
7819	372.8 to 381.1 feet	Cross Slope (PAR)	2.0-3.0%	4 ft	29	SF	$120	**$3,486**
7822	381.1 to 389.7 feet	Cross Slope (PAR)	4.0-5.0%	4 ft	30	SF	$120	**$3,612**
7824	389.7 to 406.4 feet	Cross Slope (PAR)	2.0-3.0%	4 ft	58	SF	$120	**$7,014**

Funding Source: TBD **Year to be Completed** TBD

Street Side	Run ID	Survey Street Name	Starting Street Name	End Street Name	Priority
N	1908221157	HOWELL RD	DOROTHY WAY	GILL WAY	89.5

ID	Dist. from Corner	Barrier Type	As-is Measurement/Notes	Sidewalk Width	Qty	Unit	Cost	Total
58248	396.7 to 413.7 feet	Driveway				REF		
46407	417.0 to 418.0 feet	**Vertical Change**	-.46	4 ft	4	LF	$75	**$263**
7825	422.7 to 427.5 feet	Cross Slope (PAR)	2.0-3.0%	4 ft	17	SF	$120	**$2,016**
47090	423.2 to 424.2 feet	**Vertical Change**	-.43	4 ft	4	REF		

TOTAL COST FOR: N *side of* **HOWELL RD** *Starting at:* **DOROTHY WAY** **$117,547.50**

Funding Source: TBD **Year to be Completed** TBD

Street Side	Run ID	Survey Street Name	Starting Street Name	End Street Name	Priority
N	1908221159	HOWELL RD	GILL WAY	HOLIDAY WAY	60

ID	Dist. from Corner	Barrier Type	As-is Measurement/Notes	Sidewalk Width	Qty	Unit	Cost	Total
44453	7.4 to 8.4 feet	Vertical Change	-.55	4 ft	4	SF	$75	**$263**
7826	11.2 to 50.3 feet	Cross Slope (PAR)	2.0-3.0%	4 ft	137	SF	$120	**$16,422**
7831	53.8 to 122.5 feet	Cross Slope (PAR)	2.0-3.0%	4 ft	240	SF	$120	**$28,854**
48511	92.4 to 93.4 feet	Vertical Change	-.38	4 ft	4	REF		
52582	102.5 to 103.5 feet	Vertical Change	-.28	4 ft	4	REF		
44061	111.8 to 112.8 feet	Vertical Change	-.57	4 ft	4	REF		
44869	121.6 to 122.6 feet	Vertical Change	-.53	4 ft	4	REF		
48512	131.4 to 132.4 feet	Vertical Change	-.38	4 ft	4	LF	$75	**$263**
7837	136.1 to 154.7 feet	Cross Slope (PAR)	2.0-3.0%	4 ft	65	SF	$120	**$7,812**
49384	141.7 to 142.7 feet	Vertical Change	-.35	4 ft	4	REF		
7839	154.7 to 185.7 feet	Cross Slope (PAR)	4.0-5.0%	4 ft	109	SF	$120	**$13,020**
46624	172.3 to 173.3 feet	Vertical Change	-.45	4 ft	4	REF		

TOTAL COST FOR: N *side of* **HOWELL RD** *Starting at:* **GILL WAY** **$66,633.00**

Funding Source: TBD **Year to be Completed** TBD

Street Side	Run ID	Survey Street Name	Starting Street Name	End Street Name	Priority
S	1908221216	HOWELL RD	GILL WAY	VENTURA AVE	129.25

ID	Dist. from Corner	Barrier Type	As-is Measurement/Notes	Sidewalk Width	Qty	Unit	Cost	Total
7943	30.5 to 37.2 feet	Cross Slope (PAR)	2.0-3.0%	5 ft	34	SF	$120	**$4,020**
58252	32.9 to 55.9 feet	Driveway				REF		
7945	40.1 to 53.8 feet	**Cross Slope (Driveway)**	9.0-10.0%	5 ft	69	SF	$40	**$2,740**
40264	52.3 to 54.1 feet	Running Slope	5.0-6.0%	5 ft	9	REF		
7947	57.4 to 85.3 feet	Cross Slope (PAR)	2.0-3.0%	5 ft	140	SF	$120	**$16,740**
58253	99.2 to 121.8 feet	Driveway				REF		
7950	106.9 to 120.6 feet	**Cross Slope (Driveway)**	7.0-8.0%	5 ft	69	SF	$40	**$2,740**
7955	141.6 to 151.7 feet	Cross Slope (PAR)	2.0-3.0%	5 ft	50	SF	$120	**$6,060**
58254	172.5 to 195.4 feet	Driveway				REF		
7956	181.3 to 193.4 feet	**Cross Slope (Driveway)**	8.0-9.0%	5 ft	61	SF	$40	**$2,420**
7958	207.8 to 210.1 feet	Cross Slope (PAR)	2.0-3.0%	5 ft	12	SF	$120	**$1,380**
7959	214.0 to 215.6 feet	Cross Slope (PAR)	2.0-3.0%	5 ft	8	SF	$120	**$960**
58255	236.8 to 260.6 feet	Driveway				REF		
7960	245.6 to 258.6 feet	**Cross Slope (Driveway)**	7.0-8.0%	5 ft	65	SF	$40	**$2,600**
7964	262.1 to 263.3 feet	Cross Slope (PAR)	2.0-3.0%	5 ft	6	SF	$120	**$720**
58256	271.6 to 300.3 feet	Driveway				REF		
52589	277.4 to 278.4 feet	**Vertical Change**	-.28	5 ft	5	REF		
7965	281.1 to 296.6 feet	**Cross Slope (Driveway)**	8.0-9.0%	5 ft	78	SF	$40	**$3,100**
44062	298.9 to 299.9 feet	**Vertical Change**	-.57	5 ft	5	REF		
43263	315.3 to 316.3 feet	**Vertical Change**	-.62	5 ft	5	SF	$75	**$375**
7968	326.3 to 332.0 feet	Cross Slope (PAR)	2.0-3.0%	5 ft	29	SF	$120	**$3,420**
49388	331.5 to 332.5 feet	**Vertical Change**	-.35	5 ft	5	REF		
51697	342.3 to 343.3 feet	**Vertical Change**	-.3	5 ft	5	LF	$75	**$375**
53635	356.9 to 357.9 feet	**Vertical Change**	-.26	5 ft	5	LF	$75	**$375**
43587	372.9 to 373.9 feet	**Vertical Change**	-.6	5 ft	5	SF	$75	**$375**
47323	387.8 to 388.8 feet	**Vertical Change**	-.42	5 ft	5	LF	$75	**$375**
7969	393.3 to 401.7 feet	Cross Slope (PAR)	2.0-3.0%	5 ft	42	SF	$120	**$5,040**
53636	401.9 to 402.9 feet	**Vertical Change**	-.26	5 ft	5	LF	$75	**$375**
7970	409.6 to 419.1 feet	Cross Slope (PAR)	2.0-3.0%	5 ft	48	SF	$120	**$5,700**

Funding Source: TBD **Year to be Completed** TBD

Street Side	Run ID	Survey Street Name	Starting Street Name	End Street Name	Priority
S	1908221216	HOWELL RD	GILL WAY	VENTURA AVE	129.25

ID	Dist. from Corner	Barrier Type	As-is Measurement/Notes	Sidewalk Width	Qty	Unit	Cost	Total
7972	419.1 to 454.2 feet	Cross Slope (PAR)	4.0-5.0%	5 ft	176	SF	$120	**$21,060**
53637	428.1 to 429.1 feet	**Vertical Change**	-.26	5 ft	5	REF		
43	440.1 to 441.1 feet	**Continuous Width**		5 ft	5	SF	$120	**$600**
58257	450.6 to 478.6 feet	Driveway				REF		
7976	458.7 to 476.9 feet	**Cross Slope (Driveway)**	>15%	5 ft	91	SF	$40	**$3,640**
40265	475.6 to 476.7 feet	Running Slope	6.0-7.0%	5 ft	6	REF		
7979	480.5 to 496.4 feet	Cross Slope (PAR)	5.0-6.0%	5 ft	80	SF	$120	**$9,540**
46626	489.4 to 490.4 feet	**Vertical Change**	-.45	5 ft	5	REF		
40266	493.8 to 495.9 feet	Running Slope	6.0-7.0%	5 ft	11	REF		
7981	496.4 to 515.0 feet	Cross Slope (PAR)	3.0-4.0%	5 ft	93	SF	$120	**$11,160**
52590	502.3 to 503.3 feet	**Vertical Change**	-.28	5 ft	5	REF		
7984	515.0 to 522.8 feet	Cross Slope (PAR)	5.0-6.0%	5 ft	39	SF	$120	**$4,680**
47982	516.7 to 517.7 feet	**Vertical Change**	-.4	5 ft	5	REF		
7986	522.8 to 552.2 feet	Cross Slope (PAR)	3.0-4.0%	5 ft	147	SF	$120	**$17,640**
41986	533.3 to 534.3 feet	**Vertical Change**	-.78	5 ft	5	REF		
48513	549.6 to 550.6 feet	**Vertical Change**	-.38	5 ft	5	REF		

TOTAL COST FOR: S *side of* **HOWELL RD** *Starting at:* **GILL WAY** **$128,210.00**

Funding Source: TBD **Year to be Completed** TBD

Street Side	Run ID	Survey Street Name	Starting Street Name	End Street Name	Priority
N	1908221201	HOWELL RD	HOLIDAY WAY	AUTUMN WAY	54

ID	Dist. from Corner	Barrier Type	As-is Measurement/Notes	Sidewalk Width	Qty	Unit	Cost	Total
7843	0.0 to 8.2 feet	Cross Slope (PAR)	2.0-3.0%	5 ft	37	SF	$120	**$4,428**
7845	8.2 to 51.3 feet	Cross Slope (PAR)	4.0-5.0%	5 ft	194	SF	$120	**$23,274**
56963	9.9 to 10.9 feet	**Vertical Change**	.56	5 ft	5	REF		
50407	22.0 to 23.0 feet	**Vertical Change**	-.32	5 ft	5	REF		
56629	41.7 to 42.7 feet	**Vertical Change**	.45	5 ft	5	REF		
7851	51.3 to 65.8 feet	Cross Slope (PAR)	2.0-3.0%	5 ft	65	SF	$120	**$7,830**
52583	61.8 to 62.8 feet	**Vertical Change**	-.28	5 ft	5	REF		
7854	72.3 to 181.4 feet	Cross Slope (PAR)	2.0-3.0%	5 ft	491	SF	$120	**$58,914**
53088	131.1 to 132.1 feet	**Vertical Change**	-.27	5 ft	5	REF		
50408	150.3 to 151.3 feet	**Vertical Change**	-.32	5 ft	5	REF		

TOTAL COST FOR: N *side of* **HOWELL RD** *Starting at:* **HOLIDAY WAY** **$94,446.00**

Funding Source: TBD **Year to be Completed** TBD

Street Side	Run ID	Survey Street Name	Starting Street Name	End Street Name	Priority
S	1908221212	HOWELL RD	OLEANDER DR	GILL WAY	118.25

ID	Dist. from Corner	Barrier Type	As-is Measurement/Notes	Sidewalk Width	Qty	Unit	Cost	Total
52584	9.5 to 13.0 feet	Vertical Change	-.28	5 ft	18	LF	$75	$1,313
7871	14.9 to 66.5 feet	Cross Slope (PAR)	2.0-3.0%	5 ft	258	SF	$120	$30,960
51694	17.0 to 18.0 feet	Vertical Change	-.3	5 ft	5	REF		
41177	19.7 to 20.7 feet	Vertical Change	-3.16	5 ft	5	REF		
50039	22.5 to 23.5 feet	Vertical Change	-.33	5 ft	5	REF		
41179	25.3 to 26.3 feet	Vertical Change	-3.08	5 ft	5	REF		
53633	30.5 to 33.9 feet	Vertical Change	-.26	5 ft	17	REF		
51695	43.0 to 49.0 feet	Vertical Change	-.3	5 ft	30	REF		
52585	60.0 to 61.0 feet	Vertical Change	-.28	5 ft	5	REF		
52586	64.6 to 65.6 feet	Vertical Change	-.28	5 ft	5	REF		
51696	74.3 to 75.3 feet	Vertical Change	-.3	5 ft	5	LF	$75	$375
38	85.2 to 86.2 feet	Continuous Width		5 ft	5	SF	$120	$600
53089	99.7 to 103.1 feet	Vertical Change	-.27	5 ft	17	LF	$75	$1,275
39	105.8 to 106.8 feet	Continuous Width		5 ft	5	SF	$120	$600
52587	107.1 to 110.5 feet	Vertical Change	-.28	5 ft	17	REF		
7877	107.1 to 109.3 feet	Cross Slope (PAR)	2.0-3.0%	5 ft	11	SF	$120	$1,320
7879	109.3 to 123.3 feet	Cross Slope (PAR)	4.0-5.0%	5 ft	70	SF	$120	$8,400
53634	115.9 to 116.9 feet	Vertical Change	-.26	5 ft	5	REF		
58249	117.8 to 155.5 feet	Driveway				REF		
43885	122.0 to 123.0 feet	Vertical Change	-.58	5 ft	5	REF		
7882	123.3 to 149.3 feet	Cross Slope (Driveway)	6.0-7.0%	5 ft	130	SF	$40	$5,200
49385	136.6 to 137.6 feet	Vertical Change	-.35	5 ft	5	REF		
40262	147.2 to 148.2 feet	Running Slope	6.0-7.0%	5 ft	5	REF		
7885	149.3 to 151.4 feet	Cross Slope (Driveway)	5.0-6.0%	5 ft	10	SF	$40	$420
41766	150.2 to 151.2 feet	Vertical Change	-.86	5 ft	5	REF		
57152	150.3 to 151.3 feet	Vertical Change	.66	5 ft	5	REF		
7887	151.4 to 172.2 feet	Cross Slope (Driveway)	3.0-4.0%	5 ft	104	SF	$40	$4,160
41722	164.1 to 165.1 feet	Vertical Change	-.88	5 ft	5	REF		

Funding Source: TBD **Year to be Completed** TBD

Street Side	Run ID	Survey Street Name	Starting Street Name	End Street Name	Priority
S	1908221212	HOWELL RD	OLEANDER DR	GILL WAY	118.25

ID	Dist. from Corner	Barrier Type	As-is Measurement/Notes	Sidewalk Width	Qty	Unit	Cost	Total
7888	172.2 to 212.8 feet	Cross Slope (PAR)	2.0-3.0%	5 ft	203	SF	$120	**$24,360**
42394	180.5 to 181.5 feet	**Vertical Change**	-.7	5 ft	5	REF		
52588	196.6 to 197.6 feet	**Vertical Change**	-.28	5 ft	5	REF		
43127	212.2 to 213.2 feet	**Vertical Change**	-.63	5 ft	5	REF		
7895	212.8 to 219.3 feet	Cross Slope (PAR)	4.0-5.0%	5 ft	33	SF	$120	**$3,900**
46625	218.3 to 219.3 feet	**Vertical Change**	-.45	5 ft	5	REF		
7899	219.3 to 227.6 feet	Cross Slope (PAR)	2.0-3.0%	5 ft	42	SF	$120	**$4,980**
46408	224.0 to 228.6 feet	**Vertical Change**	-.46	5 ft	23	REF		
7901	227.6 to 276.8 feet	Cross Slope (PAR)	4.0-5.0%	5 ft	246	SF	$120	**$29,520**
46169	243.5 to 244.5 feet	**Vertical Change**	-.47	5 ft	5	REF		
44454	260.5 to 261.5 feet	**Vertical Change**	-.55	5 ft	5	REF		
47568	275.5 to 276.5 feet	**Vertical Change**	-.41	5 ft	5	REF		
7907	276.8 to 304.6 feet	Cross Slope (PAR)	2.0-3.0%	5 ft	139	SF	$120	**$16,680**
47091	291.1 to 292.1 feet	**Vertical Change**	-.43	5 ft	5	REF		
40	303.4 to 304.4 feet	**Continuous Width**		5 ft	5	SF	$120	**$600**
58250	306.3 to 339.2 feet	Driveway				REF		
46863	310.1 to 311.1 feet	**Vertical Change**	-.44	5 ft	5	REF		
7912	312.8 to 337.6 feet	**Cross Slope (Driveway)**	6.0-7.0%	5 ft	124	SF	$40	**$4,960**
41744	324.3 to 325.3 feet	**Vertical Change**	-.87	5 ft	5	REF		
40263	335.1 to 336.7 feet	Running Slope	7.0-8.0%	5 ft	8	REF		
7917	337.6 to 338.7 feet	**Cross Slope (Driveway)**	5.0-6.0%	5 ft	6	SF	$40	**$220**
45536	338.3 to 339.3 feet	**Vertical Change**	-.5	5 ft	5	REF		
7918	339.4 to 341.7 feet	**Cross Slope (Driveway)**	3.0-4.0%	5 ft	12	SF	$40	**$460**
7919	341.7 to 383.8 feet	Cross Slope (PAR)	2.0-3.0%	5 ft	211	SF	$120	**$25,260**
50794	369.6 to 370.6 feet	**Vertical Change**	-.31	5 ft	5	REF		
7922	386.0 to 410.4 feet	Cross Slope (PAR)	2.0-3.0%	5 ft	122	SF	$120	**$14,640**
41	386.4 to 387.4 feet	**Continuous Width**		5 ft	5	SF	$120	**$600**
7923	413.7 to 417.4 feet	Cross Slope (PAR)	2.0-3.0%	5 ft	19	SF	$120	**$2,220**

Funding Source: TBD **Year to be Completed** TBD

Street Side	Run ID	Survey Street Name	Starting Street Name	End Street Name	Priority
S	1908221212	HOWELL RD	OLEANDER DR	GILL WAY	118.25

ID	Dist. from Corner	Barrier Type	As-is Measurement/Notes	Sidewalk Width	Qty	Unit	Cost	Total
7924	420.0 to 485.7 feet	Cross Slope (PAR)	2.0-3.0%	5 ft	329	SF	$120	**$39,420**
7932	492.8 to 508.7 feet	Cross Slope (PAR)	2.0-3.0%	5 ft	80	SF	$120	**$9,540**
50410	515.8 to 516.8 feet	**Vertical Change**	-.32	5 ft	5	LF	$75	**$375**
7933	517.8 to 537.8 feet	Cross Slope (PAR)	2.0-3.0%	5 ft	100	SF	$120	**$12,000**
49712	531.5 to 532.5 feet	**Vertical Change**	-.34	5 ft	5	REF		
49386	562.7 to 563.7 feet	**Vertical Change**	-.35	5 ft	5	LF	$75	**$375**
42	599.1 to 600.1 feet	**Continuous Width**		5 ft	5	SF	$120	**$600**
54010	601.2 to 602.2 feet	**Vertical Change**	-.25	5 ft	5	LF	$75	**$375**
7934	607.9 to 657.4 feet	Cross Slope (PAR)	2.0-3.0%	5 ft	248	SF	$120	**$29,700**
49387	626.7 to 627.7 feet	**Vertical Change**	-.35	5 ft	5	REF		
58251	652.4 to 682.4 feet	Driveway				REF		
7937	661.6 to 680.0 feet	**Cross Slope (Driveway)**	9.0-10.0%	5 ft	92	SF	$40	**$3,680**
7940	683.1 to 684.2 feet	Cross Slope (PAR)	3.0-4.0%	5 ft	6	SF	$120	**$660**
7941	684.2 to 687.1 feet	Cross Slope (PAR)	2.0-3.0%	5 ft	15	SF	$120	**$1,740**
7942	690.7 to 699.0 feet	Cross Slope (PAR)	2.0-3.0%	5 ft	42	SF	$120	**$4,980**

TOTAL COST FOR: S *side of* **HOWELL RD** *Starting at:* **OLEANDER DR** **$286,467.50**

Funding Source: TBD **Year to be Completed** TBD

Street Side	Run ID	Survey Street Name	Starting Street Name	End Street Name	Priority
N	51909231625	HOWELL RD	SANTA CRUZ BLVD	SIDEWALK ENDS	68

ID	Dist. from Corner	Barrier Type	As-is Measurement/Notes	Sidewalk Width	Qty	Unit	Cost	Total
47706	4.5 to 5.5 feet	Vertical Change	-.4	6 ft	6	LF	$75	$413
28337	6.4 to 9.0 feet	Cross Slope (PAR)	3.0-4.0%	6 ft	14	SF	$120	$1,716
28338	9.0 to 26.8 feet	Cross Slope (PAR)	2.0-3.0%	6 ft	98	SF	$120	$11,748
59617	24.5 to 46.0 feet	Driveway				REF		
28341	30.9 to 43.8 feet	Cross Slope (Driveway)	10.0-11.0%	6 ft	71	SF	$40	$2,838
28344	58.2 to 64.0 feet	Cross Slope (PAR)	2.0-3.0%	6 ft	32	SF	$120	$3,828
59618	81.8 to 106.3 feet	Driveway				REF		
51017	82.6 to 83.6 feet	Vertical Change	-.3	6 ft	6	REF		
28346	88.8 to 96.3 feet	Cross Slope (Driveway)	9.0-10.0%	6 ft	41	SF	$40	$1,650
28349	96.3 to 103.2 feet	Cross Slope (Driveway)	7.0-8.0%	6 ft	38	SF	$40	$1,518
28351	113.9 to 115.3 feet	Cross Slope (PAR)	2.0-3.0%	6 ft	8	SF	$120	$924
59619	114.9 to 136.7 feet	Driveway				REF		
28352	122.0 to 134.3 feet	Cross Slope (Driveway)	9.0-10.0%	6 ft	68	SF	$40	$2,706
28356	137.8 to 139.2 feet	Cross Slope (PAR)	2.0-3.0%	6 ft	8	SF	$120	$924
28357	169.9 to 174.6 feet	Cross Slope (PAR)	2.0-3.0%	6 ft	26	SF	$120	$3,102
105	175.1 to 176.1 feet	Continuous Width		6 ft	6	SF	$120	$660
51018	176.3 to 177.3 feet	Vertical Change	-.3	6 ft	6	LF	$75	$413
28358	202.5 to 204.4 feet	Cross Slope (PAR)	2.0-3.0%	6 ft	10	SF	$120	$1,254
59620	203.8 to 225.4 feet	Driveway				REF		
28359	209.6 to 214.4 feet	Cross Slope (Driveway)	9.0-10.0%	6 ft	26	SF	$40	$1,056
28361	214.4 to 218.5 feet	Cross Slope (Driveway)	7.0-8.0%	6 ft	23	SF	$40	$902
28363	219.5 to 223.3 feet	Cross Slope (Driveway)	9.0-10.0%	6 ft	21	SF	$40	$836
28364	234.2 to 236.3 feet	Cross Slope (PAR)	2.0-3.0%	6 ft	12	SF	$120	$1,386
59621	234.3 to 254.0 feet	Driveway				REF		
28365	242.5 to 254.0 feet	Cross Slope (Driveway)	9.0-10.0%	6 ft	63	SF	$40	$2,530
28368	254.6 to 255.6 feet	Cross Slope (PAR)	7.0-8.0%	6 ft	6	SF	$120	$660
28369	280.1 to 283.6 feet	Cross Slope (PAR)	2.0-3.0%	6 ft	19	SF	$120	$2,310
55337	299.4 to 300.4 feet	Vertical Change	.3	6 ft	6	LF	$75	$413
55338	308.6 to 309.6 feet	Vertical Change	.3	6 ft	6	REF		

Funding Source: TBD **Year to be Completed** TBD

Street Side	Run ID	Survey Street Name	Starting Street Name	End Street Name	Priority
N	51909231625	HOWELL RD	SANTA CRUZ BLVD	SIDEWALK ENDS	68

ID	Dist. from Corner	Barrier Type	As-is Measurement/Notes	Sidewalk Width	Qty	Unit	Cost	Total
28371	309.3 to 311.7 feet	Cross Slope (PAR)	2.0-3.0%	6 ft	13	SF	$120	**$1,584**
28372	322.0 to 326.2 feet	Cross Slope (PAR)	2.0-3.0%	6 ft	23	SF	$120	**$2,772**
59622	322.9 to 343.9 feet	Driveway				REF		
51019	324.7 to 325.7 feet	**Vertical Change**	-.3	6 ft	6	REF		
28374	329.3 to 335.2 feet	**Cross Slope (Driveway)**	9.0-10.0%	6 ft	32	SF	$40	**$1,298**
28375	340.0 to 344.6 feet	**Cross Slope (Driveway)**	10.0-11.0%	6 ft	25	SF	$40	**$1,012**
28377	344.6 to 345.8 feet	Cross Slope (PAR)	8.0-9.0%	6 ft	7	SF	$120	**$792**
51020	347.3 to 348.3 feet	**Vertical Change**	-.3	6 ft	6	REF		
28378	347.8 to 348.9 feet	Cross Slope (PAR)	3.0-4.0%	6 ft	6	SF	$120	**$726**
59623	354.6 to 377.5 feet	Driveway				REF		
47707	355.6 to 356.6 feet	**Vertical Change**	-.4	6 ft	6	REF		
28379	358.4 to 359.4 feet	**Cross Slope (Driveway)**	7.0-8.0%	6 ft	6	SF	$40	**$220**
28380	359.8 to 375.5 feet	**Cross Slope (Driveway)**	9.0-10.0%	6 ft	86	SF	$40	**$3,454**

TOTAL COST FOR: N *side of* **HOWELL RD** *Starting at:* **SANTA CRUZ BLVD** **$55,643.50**

Funding Source: TBD **Year to be Completed** TBD

Street Side	Run ID	Survey Street Name	Starting Street Name	End Street Name	Priority
S	51909231641	HOWELL RD	SANTA CRUZ BLVD	OLEANDER DR	74.25

ID	Dist. from Corner	Barrier Type	As-is Measurement/Notes	Sidewalk Width	Qty	Unit	Cost	Total
28579	6.7 to 13.3 feet	Cross Slope (PAR)	2.0-3.0%	6 ft	36	SF	$120	**$4,356**
55342	14.6 to 15.6 feet	**Vertical Change**	.3	6 ft	6	LF	$75	**$413**
28581	18.9 to 20.2 feet	Cross Slope (PAR)	3.0-4.0%	6 ft	7	SF	$120	**$858**
59642	19.0 to 47.3 feet	Driveway				REF		
28582	22.4 to 23.5 feet	**Cross Slope (Driveway)**	10.0-11.0%	6 ft	6	SF	$40	**$242**
28583	23.8 to 35.3 feet	**Cross Slope (Driveway)**	12.0-13.0%	6 ft	63	SF	$40	**$2,530**
28585	35.3 to 48.6 feet	**Cross Slope (Driveway)**	10.0-11.0%	6 ft	73	SF	$40	**$2,926**
40837	48.6 to 49.7 feet	Running Slope	5.0-6.0%	6 ft	6	REF		
28590	51.8 to 53.1 feet	Cross Slope (PAR)	3.0-4.0%	6 ft	7	SF	$120	**$858**
28591	53.1 to 69.6 feet	Cross Slope (PAR)	2.0-3.0%	6 ft	91	SF	$120	**$10,890**
59643	67.8 to 96.7 feet	Driveway				REF		
28594	71.8 to 75.1 feet	**Cross Slope (Driveway)**	8.0-9.0%	6 ft	18	SF	$40	**$726**
28596	75.1 to 83.8 feet	**Cross Slope (Driveway)**	10.0-11.0%	6 ft	48	SF	$40	**$1,914**
55343	75.7 to 76.7 feet	**Vertical Change**	.3	6 ft	6	REF		
28598	84.2 to 95.1 feet	**Cross Slope (Driveway)**	8.0-9.0%	6 ft	60	SF	$40	**$2,398**
40838	97.0 to 98.0 feet	Running Slope	5.0-6.0%	6 ft	6	REF		
28600	101.1 to 135.2 feet	Cross Slope (PAR)	2.0-3.0%	6 ft	188	SF	$120	**$22,506**
51031	103.3 to 104.3 feet	**Vertical Change**	-.3	6 ft	6	REF		
51032	114.8 to 115.8 feet	**Vertical Change**	-.3	6 ft	6	REF		
47711	121.3 to 122.3 feet	**Vertical Change**	-.4	6 ft	6	REF		
55344	127.9 to 128.9 feet	**Vertical Change**	.3	6 ft	6	REF		
51033	137.1 to 138.1 feet	**Vertical Change**	-.3	6 ft	6	LF	$75	**$413**
28610	143.6 to 148.8 feet	Cross Slope (PAR)	2.0-3.0%	6 ft	29	SF	$120	**$3,432**
59644	146.0 to 176.4 feet	Driveway				REF		
28613	150.4 to 151.4 feet	**Cross Slope (Driveway)**	7.0-8.0%	6 ft	6	SF	$40	**$220**
28614	151.8 to 154.5 feet	**Cross Slope (Driveway)**	9.0-10.0%	6 ft	15	SF	$40	**$594**
28615	157.4 to 161.4 feet	**Cross Slope (Driveway)**	9.0-10.0%	6 ft	22	SF	$40	**$880**
28617	163.7 to 166.5 feet	**Cross Slope (Driveway)**	9.0-10.0%	6 ft	15	SF	$40	**$616**

Funding Source: TBD **Year to be Completed** TBD

Street Side	Run ID	Survey Street Name	Starting Street Name	End Street Name	Priority
S	51909231641	HOWELL RD	SANTA CRUZ BLVD	OLEANDER DR	74.25

ID	Dist. from Corner	Barrier Type	As-is Measurement/Notes	Sidewalk Width	Qty	Unit	Cost	Total
28618	168.8 to 176.7 feet	Cross Slope (Driveway)	9.0-10.0%	6 ft	43	SF	$40	$1,738
28620	182.6 to 186.5 feet	Cross Slope (PAR)	2.0-3.0%	6 ft	21	SF	$120	$2,574
59645	196.9 to 218.1 feet	Driveway				REF		
28621	202.5 to 204.3 feet	Cross Slope (Driveway)	8.0-9.0%	6 ft	10	SF	$40	$396
28622	207.8 to 217.0 feet	Cross Slope (Driveway)	7.0-8.0%	6 ft	51	SF	$40	$2,024
55345	217.8 to 218.8 feet	Vertical Change	.3	6 ft	6	REF		
28624	219.0 to 220.0 feet	Cross Slope (PAR)	3.0-4.0%	6 ft	6	SF	$120	$660
28625	221.5 to 223.4 feet	Cross Slope (PAR)	2.0-3.0%	6 ft	10	SF	$120	$1,254
28626	227.4 to 234.5 feet	Cross Slope (PAR)	2.0-3.0%	6 ft	39	SF	$120	$4,686
28628	247.4 to 249.1 feet	Cross Slope (PAR)	2.0-3.0%	6 ft	9	SF	$120	$1,122
28629	269.6 to 283.0 feet	Cross Slope (PAR)	2.0-3.0%	6 ft	74	SF	$120	$8,844
59646	286.8 to 308.2 feet	Driveway				REF		
28632	287.3 to 288.7 feet	Cross Slope (Driveway)	2.0-3.0%	6 ft	8	SF	$40	$308
55346	287.8 to 288.8 feet	Vertical Change	.3	6 ft	6	REF		
28633	292.6 to 306.1 feet	Cross Slope (Driveway)	10.0-11.0%	6 ft	74	SF	$40	$2,970
28638	309.9 to 321.3 feet	Cross Slope (PAR)	3.0-4.0%	6 ft	63	SF	$120	$7,524
28642	321.9 to 327.8 feet	Cross Slope (PAR)	2.0-3.0%	6 ft	32	SF	$120	$3,894
59647	326.0 to 354.4 feet	Driveway				REF		
28644	330.3 to 349.7 feet	Cross Slope (Driveway)	8.0-9.0%	6 ft	107	SF	$40	$4,268
28648	350.3 to 355.2 feet	Cross Slope (Driveway)	10.0-11.0%	6 ft	27	SF	$40	$1,078
28650	364.5 to 375.2 feet	Cross Slope (PAR)	2.0-3.0%	6 ft	59	SF	$120	$7,062
51034	364.8 to 365.8 feet	Vertical Change	-.3	6 ft	6	REF		
28651	385.3 to 395.3 feet	Cross Slope (PAR)	2.0-3.0%	6 ft	55	SF	$120	$6,600
59648	403.9 to 435.6 feet	Driveway				REF		
28652	404.8 to 406.6 feet	Cross Slope (Driveway)	2.0-3.0%	6 ft	10	SF	$40	$396
51035	405.8 to 406.8 feet	Vertical Change	-.3	6 ft	6	REF		
28653	411.0 to 435.3 feet	Cross Slope (Driveway)	9.0-10.0%	6 ft	134	SF	$40	$5,346
28659	440.2 to 444.3 feet	Cross Slope (PAR)	2.0-3.0%	6 ft	23	SF	$120	$2,706
28661	447.1 to 456.1 feet	Cross Slope (PAR)	2.0-3.0%	6 ft	50	SF	$120	$5,940

Funding Source: TBD **Year to be Completed** TBD

Street Side	Run ID	Survey Street Name	Starting Street Name	End Street Name	Priority
S	51909231641	HOWELL RD	SANTA CRUZ BLVD	OLEANDER DR	74.25

ID	Dist. from Corner	Barrier Type	As-is Measurement/Notes	Sidewalk Width	Qty	Unit	Cost	Total
59649	453.9 to 485.5 feet	Driveway				REF		
28663	459.8 to 465.0 feet	Cross Slope (Driveway)	10.0-11.0%	6 ft	29	SF	$40	**$1,144**
28665	466.0 to 476.5 feet	Cross Slope (Driveway)	8.0-9.0%	6 ft	58	SF	$40	**$2,310**
28669	478.4 to 483.6 feet	Cross Slope (Driveway)	10.0-11.0%	6 ft	29	SF	$40	**$1,144**
56393	485.9 to 486.9 feet	Vertical Change	.4	6 ft	6	REF		
45378	502.4 to 503.5 feet	Vertical Change	-.5	6 ft	6	SF	$75	**$454**
28671	526.8 to 544.9 feet	Cross Slope (PAR)	2.0-3.0%	6 ft	100	SF	$120	**$11,946**
59650	543.2 to 563.5 feet	Driveway				REF		
28676	549.2 to 553.1 feet	Cross Slope (Driveway)	11.0-12.0%	6 ft	21	SF	$40	**$858**
28678	554.4 to 563.9 feet	Cross Slope (Driveway)	8.0-9.0%	6 ft	52	SF	$40	**$2,090**
28681	568.0 to 583.1 feet	Cross Slope (PAR)	2.0-3.0%	6 ft	83	SF	$120	**$9,966**
59651	581.3 to 610.7 feet	Driveway				REF		
28684	585.9 to 606.8 feet	Cross Slope (Driveway)	9.0-10.0%	6 ft	115	SF	$40	**$4,598**
28691	606.8 to 611.1 feet	Cross Slope (Driveway)	7.0-8.0%	6 ft	24	SF	$40	**$946**
28692	613.3 to 614.3 feet	Cross Slope (PAR)	3.0-4.0%	6 ft	6	SF	$120	**$660**
28693	614.3 to 615.8 feet	Cross Slope (PAR)	2.0-3.0%	6 ft	8	SF	$120	**$990**
28694	621.1 to 623.8 feet	Cross Slope (PAR)	2.0-3.0%	6 ft	15	SF	$120	**$1,782**

TOTAL COST FOR: S *side of* **HOWELL RD** *Starting at:* **SANTA CRUZ BLVD** **$167,048.75**

Funding Source: TBD **Year to be Completed** TBD

Street Side	Run ID	Survey Street Name	Starting Street Name	End Street Name	Priority
S	51909231630	HOWELL RD	SIDEWALK BEGINS	COTTONWOOD DR	45.25

ID	Dist. from Corner	Barrier Type	As-is Measurement/Notes	Sidewalk Width	Qty	Unit	Cost	Total
28393	27.1 to 46.4 feet	Cross Slope (PAR)	3.0-4.0%	6 ft	106	SF	$120	**$12,738**
28399	46.4 to 65.3 feet	Cross Slope (PAR)	2.0-3.0%	6 ft	104	SF	$120	**$12,474**
55339	61.2 to 62.2 feet	**Vertical Change**	.3	6 ft	6	REF		
59625	64.7 to 83.0 feet	Driveway				REF		
28403	68.7 to 75.3 feet	**Cross Slope (Driveway)**	10.0-11.0%	6 ft	36	SF	$40	**$1,452**
28407	75.8 to 83.9 feet	**Cross Slope (Driveway)**	8.0-9.0%	6 ft	45	SF	$40	**$1,782**
28408	87.3 to 89.9 feet	Cross Slope (PAR)	2.0-3.0%	6 ft	14	SF	$120	**$1,716**
28409	92.3 to 103.1 feet	Cross Slope (PAR)	2.0-3.0%	6 ft	59	SF	$120	**$7,128**
28412	107.1 to 110.6 feet	Cross Slope (PAR)	3.0-4.0%	6 ft	19	SF	$120	**$2,310**
59626	107.2 to 128.3 feet	Driveway				REF		
28414	114.1 to 118.3 feet	**Cross Slope (Driveway)**	9.0-10.0%	6 ft	23	SF	$40	**$924**
28415	121.0 to 127.7 feet	**Cross Slope (Driveway)**	9.0-10.0%	6 ft	37	SF	$40	**$1,474**
28417	131.3 to 153.9 feet	Cross Slope (PAR)	2.0-3.0%	6 ft	124	SF	$120	**$14,916**
28420	156.8 to 179.3 feet	Cross Slope (PAR)	2.0-3.0%	6 ft	124	SF	$120	**$14,850**
59627	176.6 to 196.3 feet	Driveway				REF		
28425	182.3 to 192.8 feet	**Cross Slope (Driveway)**	9.0-10.0%	6 ft	58	SF	$40	**$2,310**
28427	192.8 to 195.9 feet	**Cross Slope (Driveway)**	11.0-12.0%	6 ft	17	SF	$40	**$682**
40829	196.8 to 198.0 feet	Running Slope	6.0-7.0%	6 ft	7	SF	$120	**$792**
28429	198.6 to 200.0 feet	Cross Slope (PAR)	3.0-4.0%	6 ft	8	SF	$120	**$924**
28430	200.2 to 201.8 feet	Cross Slope (PAR)	2.0-3.0%	6 ft	9	SF	$120	**$1,056**
28431	204.7 to 220.2 feet	Cross Slope (PAR)	3.0-4.0%	6 ft	85	SF	$120	**$10,230**
55340	221.8 to 222.8 feet	**Vertical Change**	.3	6 ft	6	LF	$75	**$413**
28434	223.0 to 225.2 feet	Cross Slope (PAR)	4.0-5.0%	6 ft	12	SF	$120	**$1,452**
59628	224.9 to 243.1 feet	Driveway				REF		
28435	232.7 to 244.3 feet	**Cross Slope (Driveway)**	11.0-12.0%	6 ft	64	SF	$40	**$2,552**
28439	247.7 to 259.4 feet	Cross Slope (PAR)	2.0-3.0%	6 ft	64	SF	$120	**$7,722**
47708	250.6 to 251.6 feet	**Vertical Change**	-.4	6 ft	6	REF		

TOTAL COST FOR: S *side of* **HOWELL RD** *Starting at:* **SIDEWALK BEGINS** **$99,896.50**

Funding Source: TBD **Year to be Completed** TBD

Street Side	Run ID	Survey Street Name	Starting Street Name	End Street Name	Priority
N	1908221030	HOWELL RD	VENTURA AVE	DOROTHY WAY	105.25

ID	Dist. from Corner	Barrier Type	As-is Measurement/Notes	Sidewalk Width	Qty	Unit	Cost	Total
6683	0.0 to 3.3 feet	Cross Slope (PAR)	2.0-3.0%	5 ft	15	SF	$120	**$1,782**
56914	1.8 to 2.8 feet	**Vertical Change**	.51	5 ft	5	REF		
6685	3.3 to 9.5 feet	Cross Slope (PAR)	4.0-5.0%	5 ft	28	SF	$120	**$3,348**
58108	5.4 to 32.9 feet	Driveway				REF		
41982	9.3 to 10.3 feet	**Vertical Change**	-.78	5 ft	4	REF		
46846	9.3 to 10.3 feet	**Vertical Change**	-.44	5 ft	4	REF		
6686	12.7 to 25.6 feet	**Cross Slope (Driveway)**	10.0-11.0%	5 ft	58	SF	$40	**$2,322**
48212	20.5 to 21.5 feet	**Vertical Change**	-.39	5 ft	5	REF		
6688	25.6 to 29.8 feet	**Cross Slope (Driveway)**	12.0-13.0%	5 ft	19	SF	$40	**$756**
40255	28.8 to 30.7 feet	Running Slope	6.0-7.0%	5 ft	9	REF		
47307	32.3 to 33.3 feet	**Vertical Change**	-.42	5 ft	5	REF		
6689	33.3 to 34.3 feet	**Cross Slope (Driveway)**	3.0-4.0%	5 ft	5	SF	$40	**$180**
6690	34.3 to 45.8 feet	Cross Slope (PAR)	2.0-3.0%	5 ft	52	SF	$120	**$6,210**
6691	57.2 to 74.3 feet	Cross Slope (PAR)	2.0-3.0%	5 ft	77	SF	$120	**$9,234**
42290	71.6 to 72.6 feet	**Vertical Change**	-.71	5 ft	5	REF		
6694	78.4 to 85.6 feet	Cross Slope (PAR)	2.0-3.0%	5 ft	32	SF	$120	**$3,888**

TOTAL COST FOR: N *side of* **HOWELL RD** *Starting at:* **VENTURA AVE** **$27,720.00**

Funding Source: TBD **Year to be Completed** TBD

Street Side	Run ID	Survey Street Name	Starting Street Name	End Street Name	Priority
NW	1909251121	HUMBOLDT AVE	10TH ST	11TH ST	76

ID	Dist. from Corner	Barrier Type	As-is Measurement/Notes	Sidewalk Width	Qty	Unit	Cost	Total
22820	4.0 to 14.2 feet	Cross Slope (PAR)	2.0-3.0%	5 ft	51	SF	$120	**$6,120**
22822	45.8 to 50.0 feet	Cross Slope (PAR)	2.0-3.0%	5 ft	21	SF	$120	**$2,520**
22823	74.6 to 83.0 feet	Cross Slope (PAR)	2.0-3.0%	5 ft	42	SF	$120	**$5,040**
22824	91.4 to 102.7 feet	Cross Slope (PAR)	2.0-3.0%	5 ft	57	SF	$120	**$6,780**
54833	95.4 to 96.4 feet	**Vertical Change**	.3	5 ft	5	REF		
59315	102.8 to 135.3 feet	Driveway				REF		
22828	106.5 to 120.3 feet	**Cross Slope (Driveway)**	2.0-3.0%	5 ft	69	SF	$40	**$2,760**
54834	118.0 to 119.0 feet	**Vertical Change**	.3	5 ft	5	REF		
22831	136.3 to 139.3 feet	Cross Slope (PAR)	2.0-3.0%	5 ft	15	SF	$120	**$1,800**
22833	139.8 to 149.6 feet	Cross Slope (PAR)	4.0-5.0%	5 ft	49	SF	$120	**$5,880**
22837	151.8 to 154.4 feet	Cross Slope (PAR)	3.0-4.0%	5 ft	13	SF	$120	**$1,560**
57258	152.9 to 153.9 feet	**Vertical Change**	.8	5 ft	5	REF		
22838	155.1 to 158.7 feet	Cross Slope (PAR)	2.0-3.0%	5 ft	18	SF	$120	**$2,160**
22839	166.5 to 174.7 feet	Cross Slope (PAR)	2.0-3.0%	5 ft	41	SF	$120	**$4,920**
22841	180.9 to 198.4 feet	Cross Slope (PAR)	2.0-3.0%	5 ft	88	SF	$120	**$10,500**
22847	202.1 to 203.3 feet	Cross Slope (PAR)	2.0-3.0%	5 ft	6	SF	$120	**$720**
56216	203.1 to 204.1 feet	**Vertical Change**	.4	5 ft	5	REF		
22848	212.6 to 216.6 feet	Cross Slope (PAR)	2.0-3.0%	5 ft	20	SF	$120	**$2,400**
22849	228.3 to 229.7 feet	Cross Slope (PAR)	2.0-3.0%	5 ft	7	SF	$120	**$840**
22850	233.0 to 250.2 feet	Cross Slope (PAR)	2.0-3.0%	5 ft	86	SF	$120	**$10,320**
22858	252.9 to 258.7 feet	Cross Slope (PAR)	2.0-3.0%	5 ft	29	SF	$120	**$3,480**
22860	262.8 to 281.7 feet	Cross Slope (PAR)	2.0-3.0%	5 ft	95	SF	$120	**$11,340**
22867	285.1 to 298.1 feet	Cross Slope (PAR)	2.0-3.0%	5 ft	65	SF	$120	**$7,800**

TOTAL COST FOR: NW *side of* **HUMBOLDT AVE** *Starting at:* **10TH ST** **$86,940.00**

Funding Source: TBD **Year to be Completed** TBD

Street Side	Run ID	Survey Street Name	Starting Street Name	End Street Name	Priority
SE	1909251221	HUMBOLDT AVE	113 HUMBOLDT AVE	105 HUMBOLDT AVE	116.75

ID	Dist. from Corner	Barrier Type	As-is Measurement/Notes	Sidewalk Width	Qty	Unit	Cost	Total
22035	0.9 to 10.1 feet	Cross Slope (PAR)	3.0-4.0%	4 ft	37	SF	$120	**$4,416**
22037	11.1 to 23.8 feet	Cross Slope (PAR)	2.0-3.0%	4 ft	51	SF	$120	**$6,096**
54763	17.9 to 18.9 feet	**Vertical Change**	.3	4 ft	4	REF		
22042	24.6 to 31.4 feet	Cross Slope (PAR)	4.0-5.0%	4 ft	27	SF	$120	**$3,264**
22045	31.4 to 40.3 feet	Cross Slope (PAR)	2.0-3.0%	4 ft	36	SF	$120	**$4,272**
22048	43.7 to 45.2 feet	Cross Slope (PAR)	3.0-4.0%	4 ft	6	SF	$120	**$720**
22049	45.8 to 49.0 feet	Cross Slope (PAR)	2.0-3.0%	4 ft	13	SF	$120	**$1,536**
22050	55.5 to 68.4 feet	Cross Slope (PAR)	2.0-3.0%	4 ft	52	SF	$120	**$6,192**
59258	67.7 to 85.0 feet	Driveway				REF		
40642	68.9 to 71.7 feet	Running Slope	5.0-6.0%	4 ft	11	REF		
56198	69.0 to 70.0 feet	**Vertical Change**	.4	4 ft	4	REF		
22053	72.4 to 82.8 feet	**Cross Slope (Driveway)**	>15%	4 ft	42	SF	$40	**$1,664**
22054	86.3 to 88.8 feet	Cross Slope (PAR)	4.0-5.0%	4 ft	10	SF	$120	**$1,200**
22055	91.0 to 102.5 feet	Cross Slope (PAR)	4.0-5.0%	4 ft	46	SF	$120	**$5,520**
54764	97.1 to 98.1 feet	**Vertical Change**	.3	4 ft	4	REF		
56721	103.1 to 104.1 feet	**Vertical Change**	.5	4 ft	4	SF	$75	**$300**
22058	105.7 to 109.0 feet	Cross Slope (PAR)	11.0-12.0%	4 ft	13	SF	$120	**$1,584**
22060	109.0 to 113.1 feet	Cross Slope (PAR)	9.0-10.0%	4 ft	16	SF	$120	**$1,968**
54765	111.3 to 112.3 feet	**Vertical Change**	.3	4 ft	4	REF		
22061	113.9 to 116.2 feet	Cross Slope (PAR)	7.0-8.0%	4 ft	9	SF	$120	**$1,104**
54766	114.5 to 115.5 feet	**Vertical Change**	.3	4 ft	4	REF		
22062	118.1 to 122.4 feet	Cross Slope (PAR)	10.0-11.0%	4 ft	17	SF	$120	**$2,064**
59259	122.4 to 135.2 feet	Driveway				REF		

TOTAL COST FOR: SE *side of* **HUMBOLDT AVE** *Starting at:* **113 HUMBOLDT AVE** **$41,900.00**

Funding Source: TBD **Year to be Completed** TBD

Street Side	Run ID	Survey Street Name	Starting Street Name	End Street Name	Priority
NW	1909251124	HUMBOLDT AVE	11TH ST	12TH ST	116.25

ID	Dist. from Corner	Barrier Type	As-is Measurement/Notes	Sidewalk Width	Qty	Unit	Cost	Total
22788	30.1 to 32.0 feet	Cross Slope (PAR)	2.0-3.0%	4 ft	8	SF	$120	**$912**
22789	46.3 to 47.6 feet	Cross Slope (PAR)	2.0-3.0%	4 ft	5	SF	$120	**$624**
22790	49.9 to 73.9 feet	Cross Slope (PAR)	2.0-3.0%	4 ft	96	SF	$120	**$11,520**
54829	50.5 to 51.5 feet	Vertical Change	.3	4 ft	4	REF		
54830	60.8 to 61.8 feet	Vertical Change	.3	4 ft	4	LF	$75	**$300**
59311	75.9 to 88.1 feet	Driveway				REF		
22797	78.3 to 80.8 feet	Cross Slope (Driveway)	2.0-3.0%	4 ft	10	SF	$40	**$400**
59312	94.2 to 108.3 feet	Driveway				REF		
22798	97.3 to 102.8 feet	Cross Slope (Driveway)	2.0-3.0%	4 ft	22	SF	$40	**$880**
22799	106.8 to 112.9 feet	Cross Slope (Driveway)	2.0-3.0%	4 ft	24	SF	$40	**$976**
56215	111.6 to 112.6 feet	Vertical Change	.4	4 ft	4	REF		
59313	146.8 to 190.5 feet	Driveway				REF		
22800	151.8 to 163.4 feet	Cross Slope (Driveway)	12.0-13.0%	4 ft	46	SF	$40	**$1,856**
22802	163.7 to 186.9 feet	Cross Slope (Driveway)	14.0-15.0%	4 ft	93	SF	$40	**$3,712**
40661	187.9 to 190.0 feet	Running Slope	5.0-6.0%	4 ft	8	REF		
22807	194.1 to 195.4 feet	Cross Slope (PAR)	2.0-3.0%	4 ft	5	SF	$120	**$624**
59314	194.8 to 212.2 feet	Driveway				REF		
57187	195.4 to 196.4 feet	Vertical Change	.7	4 ft	4	REF		
22808	200.7 to 206.0 feet	Cross Slope (Driveway)	14.0-15.0%	4 ft	21	SF	$40	**$848**
22810	206.3 to 209.8 feet	Cross Slope (Driveway)	12.0-13.0%	4 ft	14	SF	$40	**$560**
57309	211.8 to 212.8 feet	Vertical Change	.9	4 ft	4	REF		
22812	237.8 to 241.9 feet	Cross Slope (PAR)	2.0-3.0%	4 ft	16	SF	$120	**$1,968**
22813	251.3 to 271.9 feet	Cross Slope (PAR)	3.0-4.0%	4 ft	82	SF	$120	**$9,888**
54831	271.2 to 272.2 feet	Vertical Change	.3	4 ft	4	REF		
22816	271.9 to 273.3 feet	Cross Slope (PAR)	5.0-6.0%	4 ft	6	SF	$120	**$672**
22817	273.6 to 282.9 feet	Cross Slope (PAR)	6.0-7.0%	4 ft	37	SF	$120	**$4,464**
54832	274.4 to 275.4 feet	Vertical Change	.3	4 ft	4	REF		

TOTAL COST FOR: NW *side of* **HUMBOLDT AVE** *Starting at:* **11TH ST** **$40,204.00**

Funding Source: TBD **Year to be Completed** TBD

Street Side	Run ID	Survey Street Name	Starting Street Name	End Street Name	Priority
SE	1909251154	HUMBOLDT AVE	11TH ST	8TH ST	111

ID	Dist. from Corner	Barrier Type	As-is Measurement/Notes	Sidewalk Width	Qty	Unit	Cost	Total
22287	0.5 to 5.7 feet	Cross Slope (PAR)	2.0-3.0%	5 ft	23	SF	$120	**$2,808**
54783	4.7 to 5.7 feet	**Vertical Change**	.3	5 ft	5	REF		
54784	8.7 to 9.7 feet	**Vertical Change**	.3	5 ft	5	LF	$75	**$338**
22288	16.3 to 21.5 feet	Cross Slope (PAR)	2.0-3.0%	5 ft	23	SF	$120	**$2,808**
54785	19.8 to 20.8 feet	**Vertical Change**	.3	5 ft	5	REF		
22290	21.7 to 23.3 feet	Cross Slope (PAR)	4.0-5.0%	5 ft	7	SF	$120	**$864**
22291	26.1 to 50.4 feet	Cross Slope (PAR)	4.0-5.0%	5 ft	109	SF	$120	**$13,122**
22298	50.4 to 111.7 feet	Cross Slope (PAR)	2.0-3.0%	5 ft	276	SF	$120	**$33,102**
22310	114.4 to 115.5 feet	Cross Slope (PAR)	3.0-4.0%	5 ft	5	SF	$120	**$594**
22311	115.5 to 120.8 feet	Cross Slope (PAR)	2.0-3.0%	5 ft	24	SF	$120	**$2,862**
22314	123.2 to 131.9 feet	Cross Slope (PAR)	2.0-3.0%	5 ft	39	SF	$120	**$4,698**
22318	134.2 to 143.8 feet	Cross Slope (PAR)	2.0-3.0%	5 ft	43	SF	$120	**$5,184**
22321	143.8 to 166.9 feet	Cross Slope (PAR)	4.0-5.0%	5 ft	104	SF	$120	**$12,474**
22328	171.7 to 207.8 feet	Cross Slope (PAR)	3.0-4.0%	5 ft	162	SF	$120	**$19,494**
22341	211.3 to 215.7 feet	Cross Slope (PAR)	4.0-5.0%	5 ft	20	SF	$120	**$2,376**
22343	218.1 to 230.0 feet	Cross Slope (PAR)	3.0-4.0%	5 ft	54	SF	$120	**$6,426**
22346	230.0 to 241.0 feet	Cross Slope (PAR)	2.0-3.0%	5 ft	50	SF	$120	**$5,940**
22349	241.3 to 248.4 feet	Cross Slope (PAR)	4.0-5.0%	5 ft	32	SF	$120	**$3,834**
22352	248.4 to 255.6 feet	Cross Slope (PAR)	2.0-3.0%	5 ft	32	SF	$120	**$3,888**
22354	257.8 to 263.3 feet	Cross Slope (PAR)	3.0-4.0%	5 ft	25	SF	$120	**$2,970**
22356	263.6 to 293.4 feet	Cross Slope (PAR)	2.0-3.0%	5 ft	134	SF	$120	**$16,092**
22364	303.9 to 325.3 feet	Cross Slope (PAR)	2.0-3.0%	5 ft	96	SF	$120	**$11,556**
59282	313.3 to 337.9 feet	Driveway				REF		
22370	338.9 to 340.4 feet	Cross Slope (PAR)	4.0-5.0%	5 ft	7	SF	$120	**$810**
22371	341.7 to 344.8 feet	Cross Slope (PAR)	6.0-7.0%	5 ft	14	SF	$120	**$1,674**
54786	341.9 to 342.9 feet	**Vertical Change**	.3	5 ft	5	REF		
22372	345.6 to 354.1 feet	Cross Slope (PAR)	5.0-6.0%	5 ft	38	SF	$120	**$4,590**
22373	354.6 to 359.8 feet	Cross Slope (PAR)	6.0-7.0%	5 ft	23	SF	$120	**$2,808**

Funding Source: TBD **Year to be Completed** TBD

Street Side	Run ID	Survey Street Name	Starting Street Name	End Street Name	Priority
SE	1909251154	HUMBOLDT AVE	11TH ST	8TH ST	111

ID	Dist. from Corner	Barrier Type	As-is Measurement/Notes	Sidewalk Width	Qty	Unit	Cost	Total
22376	372.8 to 375.3 feet	Cross Slope (PAR)	2.0-3.0%	5 ft	11	SF	$120	**$1,350**
22377	379.4 to 393.1 feet	Cross Slope (PAR)	2.0-3.0%	5 ft	62	SF	$120	**$7,398**
22383	395.2 to 406.2 feet	Cross Slope (PAR)	2.0-3.0%	5 ft	50	SF	$120	**$5,940**
22386	408.3 to 409.8 feet	Cross Slope (PAR)	3.0-4.0%	5 ft	7	SF	$120	**$810**
22387	414.0 to 435.9 feet	Cross Slope (PAR)	2.0-3.0%	5 ft	99	SF	$120	**$11,826**
22392	435.9 to 437.0 feet	Cross Slope (PAR)	4.0-5.0%	5 ft	5	SF	$120	**$594**
57030	438.6 to 439.6 feet	**Vertical Change**	.6	5 ft	5	SF	$75	**$338**
22393	440.2 to 441.8 feet	Cross Slope (PAR)	5.0-6.0%	5 ft	7	SF	$120	**$864**
22394	441.8 to 443.3 feet	Cross Slope (PAR)	6.0-7.0%	5 ft	7	SF	$120	**$810**
22395	443.3 to 455.4 feet	Cross Slope (PAR)	5.0-6.0%	5 ft	54	SF	$120	**$6,534**
22399	455.4 to 517.5 feet	Cross Slope (PAR)	3.0-4.0%	5 ft	279	SF	$120	**$33,534**
56209	495.1 to 496.1 feet	**Vertical Change**	.4	5 ft	5	REF		
22411	518.6 to 553.4 feet	Cross Slope (PAR)	5.0-6.0%	5 ft	157	SF	$120	**$18,792**
22421	556.8 to 573.8 feet	Cross Slope (PAR)	2.0-3.0%	5 ft	77	SF	$120	**$9,180**
22423	573.8 to 578.0 feet	Cross Slope (PAR)	4.0-5.0%	5 ft	19	SF	$120	**$2,268**
22425	582.3 to 585.8 feet	Cross Slope (PAR)	2.0-3.0%	5 ft	16	SF	$120	**$1,890**
22427	596.2 to 597.3 feet	Cross Slope (PAR)	3.0-4.0%	5 ft	5	SF	$120	**$594**
22428	604.4 to 608.5 feet	Cross Slope (PAR)	4.0-5.0%	5 ft	18	SF	$120	**$2,214**
22430	608.7 to 629.1 feet	Cross Slope (PAR)	2.0-3.0%	5 ft	92	SF	$120	**$11,016**
22435	629.1 to 636.2 feet	Cross Slope (PAR)	4.0-5.0%	5 ft	32	SF	$120	**$3,834**
22436	638.4 to 640.8 feet	Cross Slope (PAR)	3.0-4.0%	5 ft	11	SF	$120	**$1,296**
22438	643.3 to 645.8 feet	Cross Slope (PAR)	3.0-4.0%	5 ft	11	SF	$120	**$1,350**
22439	646.0 to 652.4 feet	Cross Slope (PAR)	2.0-3.0%	5 ft	29	SF	$120	**$3,456**
22442	657.8 to 675.1 feet	Cross Slope (PAR)	2.0-3.0%	5 ft	78	SF	$120	**$9,342**
56210	666.6 to 667.6 feet	**Vertical Change**	.4	5 ft	5	REF		
22445	675.6 to 689.4 feet	Cross Slope (PAR)	4.0-5.0%	5 ft	62	SF	$120	**$7,452**
22448	689.4 to 695.2 feet	Cross Slope (PAR)	2.0-3.0%	5 ft	26	SF	$120	**$3,132**
22450	697.9 to 710.6 feet	Cross Slope (PAR)	2.0-3.0%	5 ft	57	SF	$120	**$6,858**

Funding Source: TBD **Year to be Completed** TBD

Street Side	Run ID	Survey Street Name	Starting Street Name	End Street Name	Priority
SE	1909251154	HUMBOLDT AVE	11TH ST	8TH ST	111

ID	Dist. from Corner	Barrier Type	As-is Measurement/Notes	Sidewalk Width	Qty	Unit	Cost	Total
22452	710.6 to 729.2 feet	Cross Slope (PAR)	4.0-5.0%	5 ft	84	SF	$120	**$10,044**
22456	729.2 to 782.1 feet	Cross Slope (PAR)	2.0-3.0%	5 ft	238	SF	$120	**$28,566**
54787	748.7 to 749.7 feet	**Vertical Change**	.3	5 ft	5	REF		
54788	771.9 to 772.9 feet	**Vertical Change**	.3	5 ft	5	REF		
22465	782.1 to 805.1 feet	Cross Slope (PAR)	4.0-5.0%	5 ft	104	SF	$120	**$12,420**
22471	812.7 to 825.7 feet	Cross Slope (PAR)	2.0-3.0%	5 ft	59	SF	$120	**$7,020**
22474	929.0 to 963.1 feet	Cross Slope (PAR)	2.0-3.0%	5 ft	153	SF	$120	**$18,414**
54789	941.0 to 942.0 feet	**Vertical Change**	.3	5 ft	5	REF		
22480	964.9 to 972.7 feet	Cross Slope (PAR)	4.0-5.0%	5 ft	35	SF	$120	**$4,212**
22482	975.1 to 1006.8 feet	Cross Slope (PAR)	4.0-5.0%	5 ft	143	SF	$120	**$17,118**
54790	982.0 to 983.0 feet	**Vertical Change**	.3	5 ft	5	REF		
54791	1005.2 to 1006.2 feet	**Vertical Change**	.3	5 ft	5	REF		

TOTAL COST FOR: SE *side of* **HUMBOLDT AVE** *Starting at:* **11TH ST** **$411,777.00**

Funding Source: TBD **Year to be Completed** TBD

Street Side	Run ID	Survey Street Name	Starting Street Name	End Street Name	Priority
NW	1909251127	HUMBOLDT AVE	12TH ST	13TH ST	80

ID	Dist. from Corner	Barrier Type	As-is Measurement/Notes	Sidewalk Width	Qty	Unit	Cost	Total
22748	0.9 to 3.9 feet	Cross Slope (PAR)	2.0-3.0%	4 ft	12	SF	$120	**$1,440**
54824	2.0 to 3.0 feet	**Vertical Change**	.3	4 ft	4	REF		
54825	11.9 to 12.9 feet	**Vertical Change**	.3	4 ft	4	REF		
22749	12.8 to 34.9 feet	Cross Slope (PAR)	2.0-3.0%	4 ft	88	SF	$120	**$10,608**
22754	37.1 to 46.9 feet	Cross Slope (PAR)	2.0-3.0%	4 ft	39	SF	$120	**$4,704**
22755	51.2 to 55.3 feet	Cross Slope (PAR)	2.0-3.0%	4 ft	16	SF	$120	**$1,968**
22757	74.0 to 89.6 feet	Cross Slope (PAR)	2.0-3.0%	4 ft	62	SF	$120	**$7,488**
22761	89.6 to 107.8 feet	Cross Slope (PAR)	4.0-5.0%	4 ft	73	SF	$120	**$8,736**
22767	110.0 to 111.9 feet	Cross Slope (PAR)	3.0-4.0%	4 ft	8	SF	$120	**$912**
59308	110.5 to 130.3 feet	Driveway				REF		
54826	110.8 to 111.8 feet	**Vertical Change**	.3	4 ft	4	REF		
54827	131.5 to 132.5 feet	**Vertical Change**	.3	4 ft	4	REF		
22768	131.6 to 140.1 feet	Cross Slope (PAR)	4.0-5.0%	4 ft	34	SF	$120	**$4,080**
54828	138.7 to 139.7 feet	**Vertical Change**	.3	4 ft	4	REF		
59309	140.7 to 154.8 feet	Driveway				REF		
22771	141.1 to 143.2 feet	**Cross Slope (Driveway)**	2.0-3.0%	4 ft	8	SF	$40	**$336**
22772	156.1 to 159.9 feet	Cross Slope (PAR)	2.0-3.0%	4 ft	15	SF	$120	**$1,824**
22774	165.6 to 169.1 feet	Cross Slope (PAR)	3.0-4.0%	4 ft	14	SF	$120	**$1,680**
22775	169.7 to 193.4 feet	Cross Slope (PAR)	2.0-3.0%	4 ft	95	SF	$120	**$11,376**
22780	196.1 to 198.5 feet	Cross Slope (PAR)	4.0-5.0%	4 ft	10	SF	$120	**$1,152**
59310	198.8 to 235.8 feet	Driveway				REF		
22781	215.8 to 219.3 feet	**Cross Slope (Driveway)**	2.0-3.0%	4 ft	14	SF	$40	**$560**
22782	235.0 to 239.2 feet	**Cross Slope (Driveway)**	2.0-3.0%	4 ft	17	SF	$40	**$672**
22784	242.9 to 255.8 feet	Cross Slope (PAR)	3.0-4.0%	4 ft	52	SF	$120	**$6,192**
56214	256.0 to 257.0 feet	**Vertical Change**	.4	4 ft	4	REF		
22786	256.2 to 264.7 feet	Cross Slope (PAR)	2.0-3.0%	4 ft	34	SF	$120	**$4,080**
57500	264.2 to 265.2 feet	**Vertical Change**	1.7	4 ft	4	REF		
22787	268.3 to 269.4 feet	Cross Slope (PAR)	2.0-3.0%	4 ft	4	SF	$120	**$528**

TOTAL COST FOR: NW *side of* **HUMBOLDT AVE** *Starting at:* **12TH ST** **$68,336.00**

Funding Source: TBD **Year to be Completed** TBD

Street Side	Run ID	Survey Street Name	Starting Street Name	End Street Name	Priority
SE	1909251147	HUMBOLDT AVE	12TH ST	11TH ST	70

ID	Dist. from Corner	Barrier Type	As-is Measurement/Notes	Sidewalk Width	Qty	Unit	Cost	Total
22491	15.2 to 16.9 feet	Cross Slope (PAR)	2.0-3.0%	5 ft	8	SF	$120	**$1,020**
22492	20.4 to 38.1 feet	Cross Slope (PAR)	2.0-3.0%	5 ft	89	SF	$120	**$10,620**
54792	20.5 to 21.5 feet	**Vertical Change**	.3	5 ft	5	REF		
22495	53.9 to 56.1 feet	Cross Slope (PAR)	2.0-3.0%	5 ft	11	SF	$120	**$1,320**
22496	65.0 to 74.3 feet	Cross Slope (PAR)	2.0-3.0%	5 ft	47	SF	$120	**$5,580**
22498	81.0 to 87.7 feet	Cross Slope (PAR)	2.0-3.0%	5 ft	34	SF	$120	**$4,020**
22501	95.3 to 101.3 feet	Cross Slope (PAR)	2.0-3.0%	5 ft	30	SF	$120	**$3,600**
22502	108.2 to 112.7 feet	Cross Slope (PAR)	2.0-3.0%	5 ft	23	SF	$120	**$2,700**
22503	120.9 to 123.1 feet	Cross Slope (PAR)	2.0-3.0%	5 ft	11	SF	$120	**$1,320**
22504	153.2 to 157.2 feet	Cross Slope (PAR)	2.0-3.0%	5 ft	20	SF	$120	**$2,400**
22505	160.6 to 166.5 feet	Cross Slope (PAR)	2.0-3.0%	5 ft	30	SF	$120	**$3,540**
56211	164.5 to 165.5 feet	**Vertical Change**	.4	5 ft	5	REF		
22507	169.2 to 178.5 feet	Cross Slope (PAR)	2.0-3.0%	5 ft	47	SF	$120	**$5,580**
22510	194.9 to 197.8 feet	Cross Slope (PAR)	2.0-3.0%	5 ft	15	SF	$120	**$1,740**
22511	204.1 to 210.3 feet	Cross Slope (PAR)	2.0-3.0%	5 ft	31	SF	$120	**$3,720**
22515	223.2 to 225.6 feet	Cross Slope (PAR)	2.0-3.0%	5 ft	12	SF	$120	**$1,440**
54793	236.4 to 237.4 feet	**Vertical Change**	.3	5 ft	5	LF	$75	**$375**
57184	246.7 to 247.7 feet	**Vertical Change**	.7	5 ft	5	SF	$75	**$375**
22516	269.3 to 271.0 feet	Cross Slope (PAR)	2.0-3.0%	5 ft	9	SF	$120	**$1,020**
22517	277.3 to 283.4 feet	Cross Slope (PAR)	2.0-3.0%	5 ft	30	SF	$120	**$3,660**

TOTAL COST FOR: SE *side of* **HUMBOLDT AVE** *Starting at:* **12TH ST** **$54,030.00**

Funding Source: TBD **Year to be Completed** TBD

Street Side	Run ID	Survey Street Name	Starting Street Name	End Street Name	Priority
NW	1909251130	HUMBOLDT AVE	13TH ST	14TH ST	84

ID	Dist. from Corner	Barrier Type	As-is Measurement/Notes	Sidewalk Width	Qty	Unit	Cost	Total
22703	0.0 to 1.7 feet	Cross Slope (PAR)	3.0-4.0%	4 ft	7	SF	$120	**$816**
59302	0.1 to 20.8 feet	Driveway				REF		
22704	6.2 to 17.0 feet	Cross Slope (Driveway)	12.0-13.0%	4 ft	43	SF	$40	**$1,728**
54815	9.8 to 10.8 feet	Vertical Change	.3	4 ft	4	REF		
54816	19.6 to 20.6 feet	Vertical Change	.3	4 ft	4	REF		
22708	21.3 to 33.6 feet	Cross Slope (Driveway)	2.0-3.0%	4 ft	49	SF	$40	**$1,968**
22711	33.6 to 34.9 feet	Cross Slope (PAR)	4.0-5.0%	4 ft	5	SF	$120	**$624**
22712	37.3 to 41.4 feet	Cross Slope (PAR)	3.0-4.0%	4 ft	16	SF	$120	**$1,968**
22713	44.7 to 45.7 feet	Cross Slope (PAR)	4.0-5.0%	4 ft	4	SF	$120	**$480**
54817	47.0 to 48.0 feet	Vertical Change	.3	4 ft	4	LF	$75	**$300**
22714	48.5 to 63.1 feet	Cross Slope (PAR)	3.0-4.0%	4 ft	58	SF	$120	**$7,008**
54818	50.1 to 51.1 feet	Vertical Change	.3	4 ft	4	REF		
59303	67.3 to 87.3 feet	Driveway				REF		
54819	67.4 to 68.4 feet	Vertical Change	.3	4 ft	4	REF		
22717	71.0 to 77.1 feet	Cross Slope (Driveway)	2.0-3.0%	4 ft	24	SF	$40	**$976**
54820	71.6 to 72.6 feet	Vertical Change	.3	4 ft	4	REF		
22719	77.1 to 86.4 feet	Cross Slope (Driveway)	4.0-5.0%	4 ft	37	SF	$40	**$1,488**
22722	86.4 to 90.8 feet	Cross Slope (Driveway)	2.0-3.0%	4 ft	18	SF	$40	**$704**
59304	90.8 to 103.9 feet	Driveway				REF		
22724	97.3 to 101.3 feet	Cross Slope (Driveway)	2.0-3.0%	4 ft	16	SF	$40	**$640**
22725	107.6 to 129.6 feet	Cross Slope (PAR)	2.0-3.0%	4 ft	88	SF	$120	**$10,560**
54821	108.7 to 109.7 feet	Vertical Change	.3	4 ft	4	REF		
54822	129.0 to 130.0 feet	Vertical Change	.3	4 ft	4	REF		
22731	131.8 to 145.3 feet	Cross Slope (PAR)	2.0-3.0%	4 ft	54	SF	$120	**$6,480**
57035	141.1 to 142.1 feet	Vertical Change	.6	4 ft	4	REF		
59305	145.8 to 158.7 feet	Driveway				REF		
57186	153.9 to 154.9 feet	Vertical Change	.7	4 ft	4	REF		
56728	161.8 to 162.8 feet	Vertical Change	.5	4 ft	4	REF		
22735	162.0 to 164.6 feet	Cross Slope (PAR)	2.0-3.0%	4 ft	10	SF	$120	**$1,248**

Funding Source: TBD **Year to be Completed** TBD

Street Side	Run ID	Survey Street Name	Starting Street Name	End Street Name	Priority
NW	1909251130	HUMBOLDT AVE	13TH ST	14TH ST	84

ID	Dist. from Corner	Barrier Type	As-is Measurement/Notes	Sidewalk Width	Qty	Unit	Cost	Total
22736	167.7 to 172.5 feet	Cross Slope (PAR)	2.0-3.0%	4 ft	19	SF	$120	**$2,304**
22737	193.3 to 199.7 feet	Cross Slope (PAR)	2.0-3.0%	4 ft	26	SF	$120	**$3,072**
59306	199.2 to 220.9 feet	Driveway				REF		
22738	203.7 to 205.9 feet	**Cross Slope (Driveway)**	13.014	4 ft	9	SF	$40	**$352**
22740	209.5 to 217.9 feet	**Cross Slope (Driveway)**	14.0-15.0%	4 ft	34	SF	$40	**$1,344**
22742	221.5 to 231.4 feet	Cross Slope (PAR)	2.0-3.0%	4 ft	40	SF	$120	**$4,752**
22743	236.7 to 239.4 feet	Cross Slope (PAR)	2.0-3.0%	4 ft	11	SF	$120	**$1,296**
22744	243.1 to 245.0 feet	Cross Slope (PAR)	2.0-3.0%	4 ft	8	SF	$120	**$912**
59307	246.8 to 263.2 feet	Driveway				REF		
54823	271.9 to 272.9 feet	**Vertical Change**	.3	4 ft	4	LF	$75	**$300**
22745	275.4 to 284.7 feet	Cross Slope (PAR)	2.0-3.0%	4 ft	37	SF	$120	**$4,464**

TOTAL COST FOR: NW *side of* **HUMBOLDT AVE** *Starting at:* **13TH ST** **$55,784.00**

Funding Source: TBD **Year to be Completed** TBD

Street Side	Run ID	Survey Street Name	Starting Street Name	End Street Name	Priority
SE	1909251144	HUMBOLDT AVE	13TH ST	12TH ST	98.75

ID	Dist. from Corner	Barrier Type	As-is Measurement/Notes	Sidewalk Width	Qty	Unit	Cost	Total
56722	0.1 to 1.1 feet	Vertical Change	.5	4 ft	4	REF		
22518	0.2 to 1.2 feet	Cross Slope (PAR)	2.0-3.0%	4 ft	4	SF	$120	$480
57031	10.4 to 11.4 feet	Vertical Change	.6	4 ft	4	REF		
22519	10.5 to 16.4 feet	Cross Slope (PAR)	2.0-3.0%	4 ft	24	SF	$120	$2,832
22520	21.4 to 24.7 feet	Cross Slope (PAR)	2.0-3.0%	4 ft	13	SF	$120	$1,584
59283	24.1 to 36.8 feet	Driveway				REF		
22522	27.9 to 30.1 feet	Cross Slope (Driveway)	10.0-11.0%	4 ft	9	SF	$40	$352
22523	31.2 to 32.8 feet	Cross Slope (Driveway)	8.0-9.0%	4 ft	6	SF	$40	$256
59284	65.6 to 95.8 feet	Driveway				REF		
54794	67.1 to 68.1 feet	Vertical Change	.3	4 ft	4	REF		
40656	69.5 to 74.6 feet	Running Slope	6.0-7.0%	4 ft	20	REF		
22524	72.2 to 85.8 feet	Cross Slope (Driveway)	2.0-3.0%	4 ft	54	SF	$40	$2,176
54795	76.5 to 77.5 feet	Vertical Change	.3	4 ft	4	REF		
40659	88.8 to 91.7 feet	Running Slope	5.0-6.0%	4 ft	12	REF		
22529	89.4 to 96.0 feet	Cross Slope (Driveway)	2.0-3.0%	4 ft	26	SF	$40	$1,056
22532	112.1 to 125.3 feet	Cross Slope (PAR)	2.0-3.0%	4 ft	53	SF	$120	$6,336
54796	126.0 to 127.0 feet	Vertical Change	.3	4 ft	4	LF	$75	$300
59285	128.9 to 139.8 feet	Driveway				REF		
57593	129.8 to 130.8 feet	Vertical Change	2.9	4 ft	4	REF		
22533	132.2 to 133.6 feet	Cross Slope (Driveway)	6.0-7.0%	4 ft	6	SF	$40	$224
22534	136.0 to 138.8 feet	Cross Slope (Driveway)	6.0-7.0%	4 ft	11	SF	$40	$448
22536	138.8 to 139.8 feet	Cross Slope (Driveway)	5.0-6.0%	4 ft	4	SF	$40	$160
22537	140.6 to 142.7 feet	Cross Slope (PAR)	3.0-4.0%	4 ft	8	SF	$120	$1,008
54797	142.0 to 143.0 feet	Vertical Change	.3	4 ft	4	REF		
22538	146.5 to 149.2 feet	Cross Slope (PAR)	3.0-4.0%	4 ft	11	SF	$120	$1,296
59286	148.0 to 160.3 feet	Driveway				REF		
22539	149.2 to 163.2 feet	Cross Slope (Driveway)	2.0-3.0%	4 ft	56	SF	$40	$2,240
22544	165.8 to 190.9 feet	Cross Slope (PAR)	2.0-3.0%	4 ft	100	SF	$120	$12,048
22550	194.7 to 209.4 feet	Cross Slope (PAR)	2.0-3.0%	4 ft	59	SF	$120	$7,056

Funding Source: TBD **Year to be Completed** TBD

Street Side	Run ID	Survey Street Name	Starting Street Name	End Street Name	Priority
SE	1909251144	HUMBOLDT AVE	13TH ST	12TH ST	98.75

ID	Dist. from Corner	Barrier Type	As-is Measurement/Notes	Sidewalk Width	Qty	Unit	Cost	Total
22554	221.8 to 231.1 feet	Cross Slope (PAR)	2.0-3.0%	4 ft	37	SF	$120	**$4,464**
59287	231.2 to 247.7 feet	Driveway				REF		
54798	232.9 to 233.9 feet	**Vertical Change**	.3	4 ft	4	REF		
22555	249.3 to 264.3 feet	Cross Slope (PAR)	2.0-3.0%	4 ft	60	SF	$120	**$7,200**
22558	268.2 to 270.0 feet	Cross Slope (PAR)	2.0-3.0%	4 ft	7	SF	$120	**$864**

TOTAL COST FOR: SE *side of* **HUMBOLDT AVE** *Starting at:* **13TH ST** **$52,380.00**

Funding Source: TBD **Year to be Completed** TBD

Street Side	Run ID	Survey Street Name	Starting Street Name	End Street Name	Priority
NW	1909251133	HUMBOLDT AVE	14TH ST	15TH ST	92.75

ID	Dist. from Corner	Barrier Type	As-is Measurement/Notes	Sidewalk Width	Qty	Unit	Cost	Total
22656	0.0 to 16.3 feet	Cross Slope (PAR)	2.0-3.0%	5 ft	73	SF	$120	**$8,802**
59297	19.2 to 36.6 feet	Driveway				REF		
56724	19.4 to 20.4 feet	**Vertical Change**	.5	5 ft	5	REF		
22658	24.9 to 29.0 feet	**Cross Slope (Driveway)**	10.0-11.0%	5 ft	18	SF	$40	**$738**
22659	31.6 to 33.2 feet	**Cross Slope (Driveway)**	10.0-11.0%	5 ft	7	SF	$40	**$288**
54810	35.5 to 36.5 feet	**Vertical Change**	.3	5 ft	5	REF		
59298	38.3 to 52.1 feet	Driveway				REF		
22660	42.7 to 48.9 feet	**Cross Slope (Driveway)**	>15%	5 ft	28	SF	$40	**$1,116**
22661	52.5 to 68.2 feet	**Cross Slope (Driveway)**	3.0-4.0%	5 ft	71	SF	$40	**$2,826**
22666	70.1 to 73.1 feet	Cross Slope (PAR)	2.0-3.0%	5 ft	14	SF	$120	**$1,620**
22667	75.2 to 85.3 feet	Cross Slope (PAR)	2.0-3.0%	5 ft	45	SF	$120	**$5,454**
22670	86.0 to 89.3 feet	Cross Slope (PAR)	4.0-5.0%	5 ft	15	SF	$120	**$1,782**
59299	89.9 to 102.5 feet	Driveway				REF		
22671	103.7 to 116.5 feet	Cross Slope (PAR)	2.0-3.0%	5 ft	58	SF	$120	**$6,912**
22674	122.0 to 134.0 feet	Cross Slope (PAR)	2.0-3.0%	5 ft	54	SF	$120	**$6,480**
54811	127.5 to 128.5 feet	**Vertical Change**	.3	5 ft	5	REF		
22676	138.3 to 144.5 feet	Cross Slope (PAR)	2.0-3.0%	5 ft	28	SF	$120	**$3,348**
54812	141.1 to 142.1 feet	**Vertical Change**	.3	5 ft	5	REF		
59300	144.9 to 157.8 feet	Driveway				REF		
22678	162.9 to 172.4 feet	Cross Slope (PAR)	2.0-3.0%	5 ft	43	SF	$120	**$5,130**
56725	189.1 to 190.1 feet	**Vertical Change**	.5	5 ft	5	SF	$75	**$338**
22680	198.3 to 203.8 feet	Cross Slope (PAR)	2.0-3.0%	5 ft	25	SF	$120	**$2,970**
22682	213.0 to 217.9 feet	Cross Slope (PAR)	2.0-3.0%	5 ft	22	SF	$120	**$2,646**
22683	220.0 to 230.6 feet	Cross Slope (PAR)	2.0-3.0%	5 ft	48	SF	$120	**$5,724**
59301	230.3 to 244.8 feet	Driveway				REF		
22687	232.9 to 234.1 feet	**Cross Slope (Driveway)**	6.0-7.0%	5 ft	5	SF	$40	**$216**
22688	235.0 to 242.9 feet	**Cross Slope (Driveway)**	8.0-9.0%	5 ft	36	SF	$40	**$1,422**
40660	241.9 to 243.4 feet	Running Slope	5.0-6.0%	5 ft	7	REF		
22690	246.0 to 267.2 feet	Cross Slope (PAR)	2.0-3.0%	5 ft	95	SF	$120	**$11,448**

Funding Source: TBD **Year to be Completed** TBD

Street Side	Run ID	Survey Street Name	Starting Street Name	End Street Name	Priority
NW	1909251133	HUMBOLDT AVE	14TH ST	15TH ST	92.75

ID	Dist. from Corner	Barrier Type	As-is Measurement/Notes	Sidewalk Width	Qty	Unit	Cost	Total
56726	251.2 to 252.2 feet	Vertical Change	.5	5 ft	5	REF		
57033	265.5 to 266.5 feet	Vertical Change	.6	5 ft	5	REF		
22696	267.2 to 279.0 feet	Cross Slope (PAR)	4.0-5.0%	5 ft	53	SF	$120	**$6,372**
54813	273.0 to 276.7 feet	Vertical Change	.3	5 ft	17	REF		
22699	279.0 to 282.9 feet	Cross Slope (PAR)	6.0-7.0%	5 ft	18	SF	$120	**$2,106**
57034	281.3 to 284.1 feet	Vertical Change	.6	5 ft	13	REF		
54814	285.1 to 286.1 feet	Vertical Change	.3	5 ft	5	REF		
22701	285.6 to 287.1 feet	Cross Slope (PAR)	3.0-4.0%	5 ft	7	SF	$120	**$810**
22702	287.1 to 290.3 feet	Cross Slope (PAR)	2.0-3.0%	5 ft	14	SF	$120	**$1,728**

TOTAL COST FOR: NW *side of* **HUMBOLDT AVE** *Starting at:* **14TH ST** **$80,275.50**

Funding Source: TBD **Year to be Completed** TBD

Street Side	Run ID	Survey Street Name	Starting Street Name	End Street Name	Priority
SE	1909251140	HUMBOLDT AVE	14TH ST	13TH ST	74

ID	Dist. from Corner	Barrier Type	As-is Measurement/Notes	Sidewalk Width	Qty	Unit	Cost	Total
22559	6.8 to 10.7 feet	Cross Slope (PAR)	2.0-3.0%	5 ft	18	SF	$120	**$2,106**
59288	21.5 to 34.4 feet	Driveway				REF		
22561	27.8 to 36.2 feet	**Cross Slope (Driveway)**	2.0-3.0%	5 ft	38	SF	$40	**$1,512**
59289	36.3 to 51.2 feet	Driveway				REF		
56723	37.7 to 38.7 feet	**Vertical Change**	.5	5 ft	5	REF		
22562	44.6 to 50.4 feet	**Cross Slope (Driveway)**	2.0-3.0%	5 ft	26	SF	$40	**$1,044**
54799	47.6 to 48.6 feet	**Vertical Change**	.3	5 ft	5	REF		
22564	50.4 to 57.4 feet	**Cross Slope (Driveway)**	4.0-5.0%	5 ft	32	SF	$40	**$1,260**
22567	57.4 to 69.4 feet	Cross Slope (PAR)	2.0-3.0%	5 ft	54	SF	$120	**$6,480**
22569	74.4 to 82.5 feet	Cross Slope (PAR)	2.0-3.0%	5 ft	36	SF	$120	**$4,374**
59290	88.2 to 102.4 feet	Driveway				REF		
22572	93.8 to 99.3 feet	**Cross Slope (Driveway)**	14.0-15.0%	5 ft	25	SF	$40	**$990**
56212	100.9 to 101.9 feet	**Vertical Change**	.4	5 ft	5	REF		
54800	105.4 to 106.4 feet	**Vertical Change**	.3	5 ft	5	LF	$75	**$338**
54801	115.8 to 116.8 feet	**Vertical Change**	.3	5 ft	5	LF	$75	**$338**
54802	126.0 to 127.0 feet	**Vertical Change**	.3	5 ft	5	REF		
22574	126.2 to 169.5 feet	Cross Slope (PAR)	2.0-3.0%	5 ft	195	SF	$120	**$23,382**
54803	138.9 to 139.9 feet	**Vertical Change**	.3	5 ft	5	REF		
22585	169.8 to 173.5 feet	Cross Slope (PAR)	4.0-5.0%	5 ft	17	SF	$120	**$1,998**
59291	173.5 to 186.6 feet	Driveway				REF		
22587	177.8 to 185.6 feet	**Cross Slope (Driveway)**	2.0-3.0%	5 ft	35	SF	$40	**$1,404**
54804	185.2 to 186.2 feet	**Vertical Change**	.3	5 ft	5	REF		
59292	189.5 to 207.3 feet	Driveway				REF		
54805	190.7 to 191.7 feet	**Vertical Change**	.3	5 ft	5	REF		
54806	205.3 to 206.3 feet	**Vertical Change**	.3	5 ft	5	REF		
22589	210.0 to 214.8 feet	Cross Slope (PAR)	2.0-3.0%	5 ft	22	SF	$120	**$2,592**
22590	222.7 to 224.6 feet	Cross Slope (PAR)	2.0-3.0%	5 ft	9	SF	$120	**$1,026**
22591	230.9 to 236.4 feet	Cross Slope (PAR)	2.0-3.0%	5 ft	25	SF	$120	**$2,970**
22593	240.8 to 242.8 feet	Cross Slope (PAR)	2.0-3.0%	5 ft	9	SF	$120	**$1,080**

Funding Source: TBD **Year to be Completed** TBD

Street Side	Run ID	Survey Street Name	Starting Street Name	End Street Name	Priority
SE	1909251140	HUMBOLDT AVE	14TH ST	13TH ST	74

ID	Dist. from Corner	Barrier Type	As-is Measurement/Notes	Sidewalk Width	Qty	Unit	Cost	Total
22594	252.8 to 259.1 feet	Cross Slope (PAR)	3.0-4.0%	5 ft	28	SF	$120	**$3,402**
22597	259.1 to 271.3 feet	Cross Slope (PAR)	2.0-3.0%	5 ft	55	SF	$120	**$6,588**
22603	271.3 to 284.9 feet	Cross Slope (PAR)	4.0-5.0%	5 ft	61	SF	$120	**$7,344**

TOTAL COST FOR: SE *side of* **HUMBOLDT AVE** *Starting at:* **14TH ST** **$70,227.00**

Funding Source: TBD **Year to be Completed** TBD

Street Side	Run ID	Survey Street Name	Starting Street Name	End Street Name	Priority
SE	1909251137	HUMBOLDT AVE	15TH ST	14TH ST	87.5

ID	Dist. from Corner	Barrier Type	As-is Measurement/Notes	Sidewalk Width	Qty	Unit	Cost	Total
22607	0.3 to 5.5 feet	Cross Slope (PAR)	2.0-3.0%	5 ft	23	SF	$120	**$2,808**
22609	5.7 to 18.3 feet	Cross Slope (PAR)	4.0-5.0%	5 ft	57	SF	$120	**$6,804**
22613	20.4 to 46.8 feet	Cross Slope (PAR)	3.0-4.0%	5 ft	119	SF	$120	**$14,256**
54807	45.7 to 46.7 feet	**Vertical Change**	.3	5 ft	5	REF		
59293	45.8 to 59.3 feet	Driveway				REF		
22620	46.8 to 48.6 feet	**Cross Slope (Driveway)**	2.0-3.0%	5 ft	8	SF	$40	**$324**
22621	63.5 to 71.8 feet	Cross Slope (PAR)	2.0-3.0%	5 ft	37	SF	$120	**$4,482**
22623	76.3 to 86.8 feet	Cross Slope (PAR)	2.0-3.0%	5 ft	47	SF	$120	**$5,670**
22627	91.5 to 97.2 feet	Cross Slope (PAR)	2.0-3.0%	5 ft	26	SF	$120	**$3,078**
59294	97.8 to 112.7 feet	Driveway				REF		
22628	101.3 to 104.2 feet	**Cross Slope (Driveway)**	10.0-11.0%	5 ft	13	SF	$40	**$522**
22630	105.1 to 108.3 feet	**Cross Slope (Driveway)**	7.0-8.0%	5 ft	14	SF	$40	**$576**
22632	115.4 to 117.2 feet	Cross Slope (PAR)	2.0-3.0%	5 ft	8	SF	$120	**$972**
22633	118.7 to 125.7 feet	Cross Slope (PAR)	4.0-5.0%	5 ft	32	SF	$120	**$3,780**
57032	123.0 to 124.0 feet	**Vertical Change**	.6	5 ft	5	REF		
22635	127.6 to 135.7 feet	Cross Slope (PAR)	2.0-3.0%	5 ft	36	SF	$120	**$4,374**
22636	139.1 to 145.7 feet	Cross Slope (PAR)	2.0-3.0%	5 ft	30	SF	$120	**$3,564**
59295	146.6 to 163.3 feet	Driveway				REF		
22638	150.8 to 159.9 feet	**Cross Slope (Driveway)**	13.014	5 ft	41	SF	$40	**$1,638**
54808	158.6 to 159.6 feet	**Vertical Change**	.3	5 ft	5	REF		
22641	171.9 to 175.9 feet	Cross Slope (PAR)	2.0-3.0%	5 ft	18	SF	$120	**$2,160**
22643	178.2 to 183.3 feet	Cross Slope (PAR)	2.0-3.0%	5 ft	23	SF	$120	**$2,754**
22644	186.9 to 197.6 feet	Cross Slope (PAR)	2.0-3.0%	5 ft	48	SF	$120	**$5,778**
59296	195.8 to 212.3 feet	Driveway				REF		
56213	196.7 to 197.7 feet	**Vertical Change**	.4	5 ft	5	REF		
22646	201.0 to 208.7 feet	**Cross Slope (Driveway)**	12.0-13.0%	5 ft	35	SF	$40	**$1,386**
54809	210.9 to 211.9 feet	**Vertical Change**	.3	5 ft	5	REF		
22649	213.8 to 215.5 feet	Cross Slope (PAR)	2.0-3.0%	5 ft	8	SF	$120	**$918**
22650	233.3 to 242.1 feet	Cross Slope (PAR)	2.0-3.0%	5 ft	40	SF	$120	**$4,752**

Funding Source: TBD **Year to be Completed** TBD

Street Side	Run ID	Survey Street Name	Starting Street Name	End Street Name	Priority
SE	1909251137	HUMBOLDT AVE	15TH ST	14TH ST	87.5

ID	Dist. from Corner	Barrier Type	As-is Measurement/Notes	Sidewalk Width	Qty	Unit	Cost	Total
22653	251.7 to 254.0 feet	Cross Slope (PAR)	2.0-3.0%	5 ft	10	SF	$120	**$1,242**
22654	269.9 to 279.4 feet	Cross Slope (PAR)	2.0-3.0%	5 ft	43	SF	$120	**$5,130**
22655	283.7 to 286.6 feet	Cross Slope (PAR)	2.0-3.0%	5 ft	13	SF	$120	**$1,566**

TOTAL COST FOR: SE *side of* **HUMBOLDT AVE** *Starting at:* **15TH ST** **$78,534.00**

Funding Source: TBD **Year to be Completed** TBD

Street Side	Run ID	Survey Street Name	Starting Street Name	End Street Name	Priority
NW	1909251045	HUMBOLDT AVE	1ST ST	2ND ST	114

ID	Dist. from Corner	Barrier Type	As-is Measurement/Notes	Sidewalk Width	Qty	Unit	Cost	Total
57311	0.8 to 1.8 feet	Vertical Change	.9	5 ft	5	SF	$75	$338
23118	4.7 to 19.5 feet	Cross Slope (PAR)	2.0-3.0%	5 ft	67	SF	$120	$7,992
54873	7.5 to 8.5 feet	Vertical Change	.3	5 ft	5	REF		
54874	17.9 to 18.9 feet	Vertical Change	.3	5 ft	5	REF		
23121	23.3 to 44.5 feet	Cross Slope (PAR)	2.0-3.0%	5 ft	95	SF	$120	$11,448
23126	44.8 to 68.8 feet	Cross Slope (PAR)	4.0-5.0%	5 ft	108	SF	$120	$12,960
23131	71.5 to 78.8 feet	Cross Slope (PAR)	3.0-4.0%	5 ft	33	SF	$120	$3,942
59337	77.8 to 99.3 feet	Driveway				REF		
40665	79.3 to 81.1 feet	Running Slope	7.0-8.0%	5 ft	8	REF		
23132	82.3 to 96.3 feet	Cross Slope (Driveway)	>15%	5 ft	63	SF	$40	$2,520
40666	96.7 to 98.4 feet	Running Slope	6.0-7.0%	5 ft	8	REF		
23133	99.3 to 108.5 feet	Cross Slope (Driveway)	4.0-5.0%	5 ft	41	SF	$40	$1,656
56227	108.6 to 109.6 feet	Vertical Change	.4	5 ft	5	LF	$75	$338
23135	111.3 to 122.3 feet	Cross Slope (PAR)	4.0-5.0%	5 ft	50	SF	$120	$5,940
23139	122.3 to 124.2 feet	Cross Slope (PAR)	6.0-7.0%	5 ft	9	SF	$120	$1,026
59338	124.8 to 149.0 feet	Driveway				REF		
23140	125.3 to 127.6 feet	Cross Slope (Driveway)	5.0-6.0%	5 ft	10	SF	$40	$414
40667	127.4 to 128.9 feet	Running Slope	7.0-8.0%	5 ft	7	REF		
23142	136.0 to 145.9 feet	Cross Slope (Driveway)	>15%	5 ft	45	SF	$40	$1,782
54875	138.6 to 139.6 feet	Vertical Change	.3	5 ft	5	REF		
23145	150.1 to 152.1 feet	Cross Slope (PAR)	2.0-3.0%	5 ft	9	SF	$120	$1,080
59339	155.2 to 171.9 feet	Driveway				REF		
54876	156.1 to 157.1 feet	Vertical Change	.3	5 ft	5	REF		
40668	156.7 to 158.8 feet	Running Slope	6.0-7.0%	5 ft	9	REF		
23146	160.5 to 168.9 feet	Cross Slope (Driveway)	>15%	5 ft	38	SF	$40	$1,512
54877	170.1 to 171.1 feet	Vertical Change	.3	5 ft	5	REF		
23149	173.2 to 186.3 feet	Cross Slope (PAR)	3.0-4.0%	5 ft	59	SF	$120	$7,074
23154	186.4 to 190.6 feet	Cross Slope (PAR)	2.0-3.0%	5 ft	19	SF	$120	$2,268

Funding Source: TBD **Year to be Completed** TBD

Street Side	Run ID	Survey Street Name	Starting Street Name	End Street Name	Priority
NW	1909251045	HUMBOLDT AVE	1ST ST	2ND ST	114

ID	Dist. from Corner	Barrier Type	As-is Measurement/Notes	Sidewalk Width	Qty	Unit	Cost	Total
57039	195.6 to 196.6 feet	Vertical Change	.6	5 ft	5	SF	$75	$338
23155	199.4 to 203.4 feet	Cross Slope (PAR)	2.0-3.0%	5 ft	18	SF	$120	$2,160
54878	201.1 to 202.1 feet	Vertical Change	.3	5 ft	5	REF		
59340	203.1 to 222.5 feet	Driveway				REF		
40669	205.8 to 207.3 feet	Running Slope	6.0-7.0%	5 ft	7	REF		
23156	209.0 to 219.4 feet	Cross Slope (Driveway)	14.0-15.0%	5 ft	47	SF	$40	$1,872
40670	219.3 to 220.7 feet	Running Slope	5.0-6.0%	5 ft	6	REF		
23159	223.2 to 251.3 feet	Cross Slope (PAR)	3.0-4.0%	5 ft	126	SF	$120	$15,174
23162	251.7 to 253.7 feet	Cross Slope (PAR)	2.0-3.0%	5 ft	9	SF	$120	$1,080
54879	252.5 to 253.5 feet	Vertical Change	.3	5 ft	5	REF		
59341	254.5 to 269.4 feet	Driveway				REF		
40671	255.3 to 256.7 feet	Running Slope	6.0-7.0%	5 ft	6	REF		
23163	257.7 to 266.8 feet	Cross Slope (Driveway)	>15%	5 ft	41	SF	$40	$1,638
40672	266.1 to 269.1 feet	Running Slope	5.0-6.0%	5 ft	14	REF		
23164	270.0 to 286.7 feet	Cross Slope (PAR)	3.0-4.0%	5 ft	75	SF	$120	$9,018
56228	279.2 to 280.2 feet	Vertical Change	.4	5 ft	5	REF		
23167	288.8 to 304.8 feet	Cross Slope (PAR)	2.0-3.0%	5 ft	72	SF	$120	$8,640
56229	299.8 to 300.8 feet	Vertical Change	.4	5 ft	5	REF		

TOTAL COST FOR: NW *side of* **HUMBOLDT AVE** *Starting at:* **1ST ST** **$102,208.50**

Funding Source: TBD **Year to be Completed** TBD

Street Side	Run ID	Survey Street Name	Starting Street Name	End Street Name	Priority
SE	1909251225	HUMBOLDT AVE	27 HUMBOLDT AVE	23 HUMBOLDT AVE	111.25

ID	Dist. from Corner	Barrier Type	As-is Measurement/Notes	Sidewalk Width	Qty	Unit	Cost	Total
22018	0.0 to 13.6 feet	Cross Slope (PAR)	7.0-8.0%	4 ft	58	SF	$120	**$6,936**
22021	13.8 to 31.8 feet	Cross Slope (PAR)	5.0-6.0%	4 ft	77	SF	$120	**$9,180**
40638	31.8 to 32.9 feet	Running Slope	5.0-6.0%	4 ft	5	REF		
59256	32.3 to 48.4 feet	Driveway				REF		
40639	32.9 to 34.2 feet	Running Slope	6.0-7.0%	4 ft	6	REF		
22024	35.8 to 44.4 feet	**Cross Slope (Driveway)**	>15%	4 ft	37	SF	$40	**$1,462**
40640	45.3 to 46.7 feet	Running Slope	5.0-6.0%	4 ft	6	REF		
40641	46.7 to 47.7 feet	Running Slope	6.0-7.0%	4 ft	4	REF		
57257	48.3 to 49.3 feet	**Vertical Change**	.8	4 ft	4	REF		
22025	48.8 to 84.2 feet	Cross Slope (PAR)	3.0-4.0%	4 ft	150	SF	$120	**$18,054**
54762	61.5 to 62.5 feet	**Vertical Change**	.3	4 ft	4	REF		
59257	82.6 to 96.0 feet	Driveway				REF		
22032	88.1 to 90.8 feet	**Cross Slope (Driveway)**	13.014	4 ft	11	SF	$40	**$459**
22034	90.8 to 93.5 feet	**Cross Slope (Driveway)**	>15%	4 ft	11	SF	$40	**$459**

TOTAL COST FOR: SE *side of* **HUMBOLDT AVE** *Starting at:* **27 HUMBOLDT AVE** **$36,550.00**

Funding Source: TBD **Year to be Completed** TBD

Street Side	Run ID	Survey Street Name	Starting Street Name	End Street Name	Priority
NW	1909251053	HUMBOLDT AVE	308 HUMBOLDT AVE	312 HUMBOLDT AVE	71

ID	Dist. from Corner	Barrier Type	As-is Measurement/Notes	Sidewalk Width	Qty	Unit	Cost	Total
59334	28.8 to 43.3 feet	Driveway				REF		
54869	29.9 to 33.4 feet	**Vertical Change**	.3	10 ft	33	REF		

TOTAL COST FOR: NW *side of* **HUMBOLDT AVE** *Starting at:* **308 HUMBOLDT AVE** **$0.00**

Funding Source: TBD **Year to be Completed** TBD

Street Side	Run ID	Survey Street Name	Starting Street Name	End Street Name	Priority
SE	1909251213	HUMBOLDT AVE	309 HUMBOLDT AVE	3RD ST	105.25

ID	Dist. from Corner	Barrier Type	As-is Measurement/Notes	Sidewalk Width	Qty	Unit	Cost	Total
59266	0.5 to 16.8 feet	Driveway				REF		
22109	4.3 to 14.4 feet	Cross Slope (Driveway)	>15%	5 ft	51	SF	$40	**$2,020**
40648	14.1 to 15.7 feet	Running Slope	7.0-8.0%	5 ft	8	REF		
56204	14.8 to 15.8 feet	Vertical Change	.4	5 ft	5	REF		
22110	18.1 to 27.9 feet	Cross Slope (PAR)	4.0-5.0%	5 ft	49	SF	$120	**$5,880**
22112	28.2 to 42.8 feet	Cross Slope (PAR)	2.0-3.0%	5 ft	73	SF	$120	**$8,760**
22115	48.1 to 50.7 feet	Cross Slope (PAR)	2.0-3.0%	5 ft	13	SF	$120	**$1,560**
22117	51.3 to 66.8 feet	Cross Slope (PAR)	4.0-5.0%	5 ft	78	SF	$120	**$9,300**
54775	63.6 to 64.6 feet	Vertical Change	.3	5 ft	5	REF		
22121	66.8 to 95.0 feet	Cross Slope (PAR)	2.0-3.0%	5 ft	141	SF	$120	**$16,920**
22123	109.3 to 114.6 feet	Cross Slope (PAR)	2.0-3.0%	5 ft	27	SF	$120	**$3,180**
22125	115.0 to 121.8 feet	Cross Slope (PAR)	4.0-5.0%	5 ft	34	SF	$120	**$4,080**
22127	122.3 to 130.3 feet	Cross Slope (PAR)	2.0-3.0%	5 ft	40	SF	$120	**$4,800**
56205	122.6 to 123.6 feet	Vertical Change	.4	5 ft	5	REF		
22128	133.2 to 140.8 feet	Cross Slope (PAR)	2.0-3.0%	5 ft	38	SF	$120	**$4,560**
57029	144.8 to 145.8 feet	Vertical Change	.6	5 ft	5	SF	$75	**$375**
22130	148.6 to 149.7 feet	Cross Slope (PAR)	2.0-3.0%	5 ft	5	SF	$120	**$660**

TOTAL COST FOR: SE *side of* **HUMBOLDT AVE** *Starting at:* **309 HUMBOLDT AVE** **$62,095.00**

Funding Source: TBD **Year to be Completed** TBD

Street Side	Run ID	Survey Street Name	Starting Street Name	End Street Name	Priority
NW	1909251051	HUMBOLDT AVE	3RD ST	304 HUMBOLDT AVE	81

ID	Dist. from Corner	Barrier Type	As-is Measurement/Notes	Sidewalk Width	Qty	Unit	Cost	Total
23056	0.6 to 9.8 feet	Cross Slope (PAR)	2.0-3.0%	10 ft	87	SF	$120	**$10,488**
23058	10.0 to 14.1 feet	Cross Slope (PAR)	4.0-5.0%	10 ft	39	SF	$120	**$4,674**
23060	14.5 to 24.6 feet	Cross Slope (PAR)	2.0-3.0%	10 ft	96	SF	$120	**$11,514**
56733	18.8 to 19.8 feet	**Vertical Change**	.5	10 ft	10	REF		
59335	20.5 to 36.6 feet	Driveway				REF		
23062	34.3 to 46.3 feet	**Cross Slope (Driveway)**	2.0-3.0%	10 ft	114	SF	$40	**$4,560**
54870	41.5 to 42.5 feet	**Vertical Change**	.3	10 ft	10	REF		

TOTAL COST FOR: NW *side of* **HUMBOLDT AVE** *Starting at:* **3RD ST** **$31,236.00**

Funding Source: TBD **Year to be Completed** TBD

Street Side	Run ID	Survey Street Name	Starting Street Name	End Street Name	Priority
SE	1909251217	HUMBOLDT AVE	3RD ST	2ND ST	112.75

ID	Dist. from Corner	Barrier Type	As-is Measurement/Notes	Sidewalk Width	Qty	Unit	Cost	Total
22064	0.0 to 4.0 feet	Cross Slope (PAR)	2.0-3.0%	5 ft	18	SF	$120	**$2,160**
59260	28.6 to 46.7 feet	Driveway				REF		
40643	30.0 to 32.2 feet	Running Slope	6.0-7.0%	5 ft	10	REF		
22065	36.0 to 42.9 feet	**Cross Slope (Driveway)**	13.014	5 ft	31	SF	$40	**$1,242**
40644	45.2 to 46.4 feet	Running Slope	5.0-6.0%	5 ft	5	REF		
54767	48.1 to 49.1 feet	**Vertical Change**	.3	5 ft	5	REF		
22067	48.9 to 63.1 feet	Cross Slope (PAR)	3.0-4.0%	5 ft	64	SF	$120	**$7,668**
22071	63.1 to 72.3 feet	Cross Slope (PAR)	5.0-6.0%	5 ft	41	SF	$120	**$4,968**
54768	68.7 to 69.7 feet	**Vertical Change**	.3	5 ft	5	REF		
56199	72.5 to 76.4 feet	**Vertical Change**	.4	5 ft	18	REF		
22073	72.8 to 74.2 feet	Cross Slope (PAR)	2.0-3.0%	5 ft	6	SF	$120	**$756**
54769	81.5 to 82.5 feet	**Vertical Change**	.3	5 ft	5	LF	$75	**$338**
22074	82.6 to 89.2 feet	Cross Slope (PAR)	2.0-3.0%	5 ft	30	SF	$120	**$3,564**
59261	83.6 to 98.2 feet	Driveway				REF		
57384	95.0 to 96.0 feet	**Vertical Change**	1.1	5 ft	5	REF		
22077	99.6 to 103.8 feet	Cross Slope (PAR)	3.0-4.0%	5 ft	19	SF	$120	**$2,268**
59262	102.3 to 118.5 feet	Driveway				REF		
22078	107.4 to 114.6 feet	**Cross Slope (Driveway)**	>15%	5 ft	32	SF	$40	**$1,296**
40645	115.4 to 117.0 feet	Running Slope	5.0-6.0%	5 ft	7	REF		
40646	117.0 to 118.1 feet	Running Slope	6.0-7.0%	5 ft	5	REF		
22080	119.4 to 135.6 feet	Cross Slope (PAR)	3.0-4.0%	5 ft	73	SF	$120	**$8,748**
22082	138.3 to 152.2 feet	Cross Slope (PAR)	3.0-4.0%	5 ft	63	SF	$120	**$7,506**
54770	144.0 to 145.0 feet	**Vertical Change**	.3	5 ft	5	REF		
59263	149.8 to 167.7 feet	Driveway				REF		
54771	151.0 to 152.0 feet	**Vertical Change**	.3	5 ft	5	REF		
22086	156.9 to 162.8 feet	**Cross Slope (Driveway)**	14.0-15.0%	5 ft	27	SF	$40	**$1,062**
22088	162.8 to 164.5 feet	**Cross Slope (Driveway)**	12.0-13.0%	5 ft	8	SF	$40	**$306**
22089	168.3 to 182.8 feet	**Cross Slope (Driveway)**	3.0-4.0%	5 ft	65	SF	$40	**$2,610**
56201	173.1 to 174.1 feet	**Vertical Change**	.4	5 ft	5	REF		

Funding Source: TBD **Year to be Completed** TBD

Street Side	Run ID	Survey Street Name	Starting Street Name	End Street Name	Priority
SE	1909251217	HUMBOLDT AVE	3RD ST	2ND ST	112.75

ID	Dist. from Corner	Barrier Type	As-is Measurement/Notes	Sidewalk Width	Qty	Unit	Cost	Total
54772	179.4 to 180.4 feet	Vertical Change	.3	5 ft	5	REF		
22090	182.8 to 204.8 feet	Cross Slope (PAR)	2.0-3.0%	5 ft	99	SF	$120	**$11,880**
56202	194.9 to 195.9 feet	Vertical Change	.4	5 ft	5	REF		
54773	200.0 to 201.0 feet	Vertical Change	.3	5 ft	5	REF		
59264	204.8 to 226.4 feet	Driveway				REF		
22094	209.1 to 223.9 feet	Cross Slope (Driveway)	>15%	5 ft	67	SF	$40	**$2,664**
57592	221.3 to 222.3 feet	Vertical Change	2.9	5 ft	5	REF		
22095	228.2 to 231.2 feet	Cross Slope (PAR)	3.0-4.0%	5 ft	14	SF	$120	**$1,620**
22096	233.4 to 253.9 feet	Cross Slope (PAR)	3.0-4.0%	5 ft	92	SF	$120	**$11,070**
54774	254.5 to 255.5 feet	Vertical Change	.3	5 ft	5	REF		
22097	254.5 to 256.8 feet	Cross Slope (PAR)	2.0-3.0%	5 ft	10	SF	$120	**$1,242**
59265	256.4 to 270.1 feet	Driveway				REF		
22098	260.8 to 267.5 feet	Cross Slope (Driveway)	12.0-13.0%	5 ft	30	SF	$40	**$1,206**
40647	268.0 to 269.7 feet	Running Slope	5.0-6.0%	5 ft	8	REF		
56203	272.0 to 273.0 feet	Vertical Change	.4	5 ft	5	REF		
22101	272.6 to 284.7 feet	Cross Slope (PAR)	3.0-4.0%	5 ft	54	SF	$120	**$6,534**
22105	285.2 to 312.8 feet	Cross Slope (PAR)	2.0-3.0%	5 ft	124	SF	$120	**$14,904**

TOTAL COST FOR: SE *side of* **HUMBOLDT AVE** *Starting at:* **3RD ST** **$95,611.50**

Funding Source: TBD **Year to be Completed** TBD

Street Side	Run ID	Survey Street Name	Starting Street Name	End Street Name	Priority
SE	1909251209	HUMBOLDT AVE	405 HUMBOLDT AVE	405 HUMBOLDT AVE	92.25

ID	Dist. from Corner	Barrier Type	As-is Measurement/Notes	Sidewalk Width	Qty	Unit	Cost	Total
22131	0.0 to 4.3 feet	Cross Slope (PAR)	3.0-4.0%	5 ft	19	SF	$120	**$2,322**
22132	4.3 to 9.3 feet	Cross Slope (PAR)	2.0-3.0%	5 ft	23	SF	$120	**$2,700**
54776	25.5 to 26.5 feet	**Vertical Change**	.3	5 ft	5	LF	$75	**$338**
59267	27.6 to 44.6 feet	Driveway				REF		
40649	28.3 to 31.0 feet	Running Slope	5.0-6.0%	5 ft	12	REF		
22133	32.3 to 41.9 feet	**Cross Slope (Driveway)**	12.0-13.0%	5 ft	43	SF	$40	**$1,728**
40650	41.9 to 44.3 feet	Running Slope	6.0-7.0%	5 ft	11	REF		
22135	45.6 to 48.3 feet	Cross Slope (PAR)	3.0-4.0%	5 ft	12	SF	$120	**$1,458**

TOTAL COST FOR: SE *side of* **HUMBOLDT AVE** *Starting at:* **405 HUMBOLDT AVE** **$8,545.50**

Funding Source: TBD **Year to be Completed** TBD

Street Side	Run ID	Survey Street Name	Starting Street Name	End Street Name	Priority
NW	1909251059	HUMBOLDT AVE	5TH ST	6TH ST	95.25

ID	Dist. from Corner	Barrier Type	As-is Measurement/Notes	Sidewalk Width	Qty	Unit	Cost	Total
23026	0.0 to 4.8 feet	Cross Slope (PAR)	3.0-4.0%	5 ft	24	SF	$120	**$2,880**
23027	5.3 to 19.3 feet	Cross Slope (PAR)	2.0-3.0%	5 ft	70	SF	$120	**$8,400**
23031	23.9 to 30.5 feet	Cross Slope (PAR)	2.0-3.0%	5 ft	33	SF	$120	**$3,960**
23034	35.0 to 47.2 feet	Cross Slope (PAR)	2.0-3.0%	5 ft	61	SF	$120	**$7,320**
59330	47.2 to 63.1 feet	Driveway				REF		
40662	49.3 to 50.3 feet	Running Slope	5.0-6.0%	5 ft	5	REF		
23038	51.9 to 60.8 feet	**Cross Slope (Driveway)**	14.0-15.0%	5 ft	45	SF	$40	**$1,780**
23040	64.6 to 96.8 feet	Cross Slope (PAR)	2.0-3.0%	5 ft	161	SF	$120	**$19,320**
54864	64.9 to 65.9 feet	**Vertical Change**	.3	5 ft	5	REF		
54865	85.5 to 86.5 feet	**Vertical Change**	.3	5 ft	5	REF		
59331	98.0 to 112.8 feet	Driveway				REF		
23044	120.6 to 132.7 feet	Cross Slope (PAR)	2.0-3.0%	5 ft	60	SF	$120	**$7,260**
23048	138.1 to 140.5 feet	Cross Slope (PAR)	2.0-3.0%	5 ft	12	SF	$120	**$1,440**
23049	143.2 to 144.2 feet	Cross Slope (PAR)	2.0-3.0%	5 ft	5	SF	$120	**$600**
59332	151.3 to 163.6 feet	Driveway				REF		
23050	153.5 to 159.6 feet	**Cross Slope (Driveway)**	2.0-3.0%	5 ft	31	SF	$40	**$1,220**
23051	174.1 to 176.3 feet	Cross Slope (PAR)	2.0-3.0%	5 ft	11	SF	$120	**$1,320**
23052	181.3 to 186.0 feet	Cross Slope (PAR)	2.0-3.0%	5 ft	24	SF	$120	**$2,820**
56730	201.2 to 202.2 feet	**Vertical Change**	.5	5 ft	5	SF	$75	**$375**
59333	201.7 to 216.8 feet	Driveway				REF		
54866	216.6 to 217.6 feet	**Vertical Change**	.3	5 ft	5	REF		
54867	229.4 to 230.4 feet	**Vertical Change**	.3	5 ft	5	LF	$75	**$375**
23053	240.2 to 253.8 feet	Cross Slope (PAR)	2.0-3.0%	5 ft	68	SF	$120	**$8,160**
54868	243.8 to 244.8 feet	**Vertical Change**	.3	5 ft	5	REF		
56731	285.3 to 286.3 feet	**Vertical Change**	.5	5 ft	5	REF		
23055	286.1 to 288.8 feet	Cross Slope (PAR)	2.0-3.0%	5 ft	13	SF	$120	**$1,620**
57412	297.0 to 298.0 feet	**Vertical Change**	1.2	5 ft	5	SF	$75	**$375**

TOTAL COST FOR: NW *side of* **HUMBOLDT AVE** *Starting at:* **5TH ST** **$69,225.00**

Funding Source: TBD **Year to be Completed** TBD

Street Side	Run ID	Survey Street Name	Starting Street Name	End Street Name	Priority
SE	1909251207	HUMBOLDT AVE	5TH ST	413 HUMBOLDT AVE	109.75

ID	Dist. from Corner	Barrier Type	As-is Measurement/Notes	Sidewalk Width	Qty	Unit	Cost	Total
22136	0.0 to 1.8 feet	Cross Slope (PAR)	5.0-6.0%	5 ft	9	SF	$120	**$1,080**
22137	2.1 to 4.8 feet	Cross Slope (PAR)	6.0-7.0%	5 ft	14	SF	$120	**$1,620**
59268	4.2 to 19.7 feet	Driveway				REF		
22138	8.3 to 10.3 feet	**Cross Slope (Driveway)**	14.0-15.0%	5 ft	10	SF	$40	**$400**
22139	11.2 to 16.5 feet	**Cross Slope (Driveway)**	12.0-13.0%	5 ft	27	SF	$40	**$1,060**
22141	16.5 to 17.5 feet	**Cross Slope (Driveway)**	10.0-11.0%	5 ft	5	SF	$40	**$200**
22142	35.9 to 39.5 feet	Cross Slope (PAR)	2.0-3.0%	5 ft	18	SF	$120	**$2,160**
56206	40.4 to 41.4 feet	**Vertical Change**	.4	5 ft	5	LF	$75	**$375**
22143	41.8 to 45.8 feet	Cross Slope (PAR)	2.0-3.0%	5 ft	20	SF	$120	**$2,400**
59269	44.0 to 62.1 feet	Driveway				REF		
22145	50.0 to 58.0 feet	**Cross Slope (Driveway)**	11.0-12.0%	5 ft	40	SF	$40	**$1,600**
54777	58.5 to 59.5 feet	**Vertical Change**	.3	5 ft	5	REF		
40652	58.5 to 60.0 feet	Running Slope	6.0-7.0%	5 ft	8	REF		
40653	60.0 to 61.5 feet	Running Slope	5.0-6.0%	5 ft	8	REF		
22147	62.7 to 67.8 feet	Cross Slope (PAR)	2.0-3.0%	5 ft	26	SF	$120	**$3,060**

TOTAL COST FOR: SE *side of* **HUMBOLDT AVE** *Starting at:* **5TH ST** **$13,955.00**

Funding Source: TBD **Year to be Completed** TBD

Street Side	Run ID	Survey Street Name	Starting Street Name	End Street Name	Priority
NW	1909251103	HUMBOLDT AVE	6TH ST	7TH ST	70

ID	Dist. from Corner	Barrier Type	As-is Measurement/Notes	Sidewalk Width	Qty	Unit	Cost	Total
22974	0.9 to 15.3 feet	Cross Slope (PAR)	2.0-3.0%	5 ft	72	SF	$120	**$8,640**
54861	20.4 to 21.4 feet	Vertical Change	.3	5 ft	5	LF	$75	**$375**
22978	24.5 to 58.8 feet	Cross Slope (PAR)	2.0-3.0%	5 ft	172	SF	$120	**$20,580**
59327	45.9 to 61.5 feet	Driveway				REF		
22985	58.8 to 64.5 feet	Cross Slope (Driveway)	4.0-5.0%	5 ft	29	SF	$40	**$1,140**
22987	64.8 to 106.8 feet	Cross Slope (PAR)	2.0-3.0%	5 ft	210	SF	$120	**$25,200**
56220	65.2 to 66.2 feet	Vertical Change	.4	5 ft	5	REF		
54862	91.4 to 92.4 feet	Vertical Change	.3	5 ft	5	REF		
59328	106.4 to 125.8 feet	Driveway				REF		
22994	131.1 to 153.8 feet	Cross Slope (PAR)	2.0-3.0%	5 ft	114	SF	$120	**$13,620**
23000	158.8 to 172.6 feet	Cross Slope (PAR)	2.0-3.0%	5 ft	69	SF	$120	**$8,280**
23005	173.5 to 176.1 feet	Cross Slope (PAR)	4.0-5.0%	5 ft	13	SF	$120	**$1,560**
23006	179.8 to 181.9 feet	Cross Slope (PAR)	2.0-3.0%	5 ft	11	SF	$120	**$1,260**
23007	184.0 to 190.3 feet	Cross Slope (PAR)	3.0-4.0%	5 ft	32	SF	$120	**$3,780**
23008	190.3 to 201.6 feet	Cross Slope (PAR)	2.0-3.0%	5 ft	57	SF	$120	**$6,780**
23013	201.6 to 203.9 feet	Cross Slope (PAR)	4.0-5.0%	5 ft	12	SF	$120	**$1,380**
59329	203.6 to 217.8 feet	Driveway				REF		
57310	219.1 to 220.1 feet	Vertical Change	.9	5 ft	5	SF	$75	**$375**
23015	221.6 to 232.3 feet	Cross Slope (PAR)	3.0-4.0%	5 ft	54	SF	$120	**$6,420**
23019	232.6 to 243.1 feet	Cross Slope (PAR)	2.0-3.0%	5 ft	53	SF	$120	**$6,300**
23022	247.5 to 287.4 feet	Cross Slope (PAR)	2.0-3.0%	5 ft	199	SF	$120	**$23,940**
57037	261.2 to 262.2 feet	Vertical Change	.6	5 ft	5	REF		
54863	283.5 to 284.5 feet	Vertical Change	.3	5 ft	5	REF		

TOTAL COST FOR: NW *side of* **HUMBOLDT AVE** *Starting at:* **6TH ST** **$129,630.00**

Funding Source: TBD **Year to be Completed** TBD

Street Side	Run ID	Survey Street Name	Starting Street Name	End Street Name	Priority
SE	1909251205	HUMBOLDT AVE	6TH ST	5TH ST	82.25

ID	Dist. from Corner	Barrier Type	As-is Measurement/Notes	Sidewalk Width	Qty	Unit	Cost	Total
22148	0.0 to 16.2 feet	Cross Slope (PAR)	3.0-4.0%	5 ft	73	SF	$120	**$8,748**
22152	16.3 to 21.3 feet	Cross Slope (PAR)	2.0-3.0%	5 ft	23	SF	$120	**$2,700**
22153	24.3 to 26.4 feet	Cross Slope (PAR)	2.0-3.0%	5 ft	9	SF	$120	**$1,134**
22154	39.8 to 41.5 feet	Cross Slope (PAR)	2.0-3.0%	5 ft	8	SF	$120	**$918**
22155	50.8 to 60.0 feet	Cross Slope (PAR)	2.0-3.0%	5 ft	41	SF	$120	**$4,968**
59270	79.2 to 95.7 feet	Driveway				REF		
40654	80.9 to 82.0 feet	Running Slope	5.0-6.0%	5 ft	5	REF		
22158	83.3 to 93.2 feet	**Cross Slope (Driveway)**	>15%	5 ft	45	SF	$40	**$1,782**
22161	96.5 to 97.6 feet	**Cross Slope (Driveway)**	3.0-4.0%	5 ft	5	SF	$40	**$198**
59271	96.9 to 113.2 feet	Driveway				REF		
22162	100.6 to 110.8 feet	**Cross Slope (Driveway)**	>15%	5 ft	46	SF	$40	**$1,836**
22163	114.2 to 115.9 feet	Cross Slope (PAR)	3.0-4.0%	5 ft	8	SF	$120	**$918**
22164	118.2 to 127.3 feet	Cross Slope (PAR)	3.0-4.0%	5 ft	41	SF	$120	**$4,914**
22166	127.5 to 148.9 feet	Cross Slope (PAR)	2.0-3.0%	5 ft	96	SF	$120	**$11,556**
59272	154.8 to 168.9 feet	Driveway				REF		
22169	164.5 to 178.2 feet	**Cross Slope (Driveway)**	2.0-3.0%	5 ft	62	SF	$40	**$2,466**
54778	175.0 to 176.0 feet	**Vertical Change**	.3	5 ft	5	REF		
22174	188.6 to 191.3 feet	Cross Slope (PAR)	2.0-3.0%	5 ft	12	SF	$120	**$1,458**
22176	191.3 to 204.4 feet	Cross Slope (PAR)	4.0-5.0%	5 ft	59	SF	$120	**$7,074**
22180	204.4 to 219.3 feet	Cross Slope (PAR)	2.0-3.0%	5 ft	67	SF	$120	**$8,046**
22184	226.2 to 238.5 feet	Cross Slope (PAR)	2.0-3.0%	5 ft	55	SF	$120	**$6,642**
59273	235.8 to 247.8 feet	Driveway				REF		
59274	250.9 to 263.1 feet	Driveway				REF		
22187	254.6 to 262.2 feet	**Cross Slope (Driveway)**	2.0-3.0%	5 ft	34	SF	$40	**$1,368**
22190	264.8 to 267.7 feet	Cross Slope (PAR)	2.0-3.0%	5 ft	13	SF	$120	**$1,566**
54779	265.8 to 266.8 feet	**Vertical Change**	.3	5 ft	5	REF		
22191	271.4 to 277.2 feet	Cross Slope (PAR)	2.0-3.0%	5 ft	26	SF	$120	**$3,132**
22192	280.3 to 282.9 feet	Cross Slope (PAR)	2.0-3.0%	5 ft	12	SF	$120	**$1,404**
22193	285.3 to 287.0 feet	Cross Slope (PAR)	2.0-3.0%	5 ft	8	SF	$120	**$918**

Funding Source: TBD **Year to be Completed** TBD

Street Side	Run ID	Survey Street Name	Starting Street Name	End Street Name	Priority
SE	1909251205	HUMBOLDT AVE	6TH ST	5TH ST	82.25

ID	Dist. from Corner	Barrier Type	As-is Measurement/Notes	Sidewalk Width	Qty	Unit	Cost	Total

TOTAL COST FOR: SE *side of* **HUMBOLDT AVE** *Starting at:* **6TH ST** **$73,746.00**

Funding Source: TBD **Year to be Completed** TBD

Street Side	Run ID	Survey Street Name	Starting Street Name	End Street Name	Priority
NW	1909251107	HUMBOLDT AVE	7TH ST	8TH ST	86

ID	Dist. from Corner	Barrier Type	As-is Measurement/Notes	Sidewalk Width	Qty	Unit	Cost	Total
22942	0.0 to 33.5 feet	Cross Slope (PAR)	2.0-3.0%	5 ft	168	SF	$120	**$20,100**
57533	11.3 to 12.3 feet	**Vertical Change**	2.1	5 ft	5	REF		
54854	22.5 to 23.5 feet	**Vertical Change**	.3	5 ft	5	REF		
59323	37.3 to 47.8 feet	Driveway				REF		
54855	45.3 to 46.3 feet	**Vertical Change**	.3	5 ft	5	REF		
22948	49.4 to 53.4 feet	Cross Slope (PAR)	2.0-3.0%	5 ft	20	SF	$120	**$2,400**
22949	55.5 to 74.4 feet	Cross Slope (PAR)	2.0-3.0%	5 ft	95	SF	$120	**$11,340**
54856	66.3 to 67.3 feet	**Vertical Change**	.3	5 ft	5	REF		
22952	76.5 to 78.3 feet	Cross Slope (PAR)	3.0-4.0%	5 ft	9	SF	$120	**$1,080**
54857	77.9 to 78.9 feet	**Vertical Change**	.3	5 ft	5	REF		
22953	80.0 to 96.7 feet	Cross Slope (PAR)	2.0-3.0%	5 ft	84	SF	$120	**$10,020**
59324	86.6 to 105.1 feet	Driveway				REF		
22957	103.6 to 109.7 feet	**Cross Slope (Driveway)**	2.0-3.0%	5 ft	31	SF	$40	**$1,220**
57036	103.8 to 104.8 feet	**Vertical Change**	.6	5 ft	5	REF		
59325	138.0 to 152.0 feet	Driveway				REF		
22958	152.6 to 161.7 feet	Cross Slope (PAR)	4.0-5.0%	5 ft	45	SF	$120	**$5,460**
22960	161.7 to 166.8 feet	Cross Slope (PAR)	2.0-3.0%	5 ft	26	SF	$120	**$3,060**
22962	170.1 to 177.5 feet	Cross Slope (PAR)	2.0-3.0%	5 ft	37	SF	$120	**$4,440**
54858	172.9 to 173.9 feet	**Vertical Change**	.3	5 ft	5	REF		
22964	179.8 to 181.6 feet	Cross Slope (PAR)	3.0-4.0%	5 ft	9	SF	$120	**$1,080**
22965	181.6 to 183.5 feet	Cross Slope (PAR)	2.0-3.0%	5 ft	10	SF	$120	**$1,140**
59326	189.7 to 202.7 feet	Driveway				REF		
57471	207.3 to 208.3 feet	**Vertical Change**	1.5	5 ft	5	SF	$75	**$375**
22966	214.9 to 218.9 feet	Cross Slope (PAR)	2.0-3.0%	5 ft	20	SF	$120	**$2,400**
22968	236.5 to 243.8 feet	Cross Slope (PAR)	2.0-3.0%	5 ft	37	SF	$120	**$4,380**
54859	252.5 to 253.5 feet	**Vertical Change**	.3	5 ft	5	LF	$75	**$375**
22971	256.1 to 258.2 feet	Cross Slope (PAR)	2.0-3.0%	5 ft	10	SF	$120	**$1,260**
22972	262.0 to 265.9 feet	Cross Slope (PAR)	2.0-3.0%	5 ft	19	SF	$120	**$2,340**
22973	274.7 to 280.1 feet	Cross Slope (PAR)	2.0-3.0%	5 ft	27	SF	$120	**$3,240**

Funding Source: TBD **Year to be Completed** TBD

Street Side	Run ID	Survey Street Name	Starting Street Name	End Street Name	Priority
NW	1909251107	HUMBOLDT AVE	7TH ST	8TH ST	86

ID	Dist. from Corner	Barrier Type	As-is Measurement/Notes	Sidewalk Width	Qty	Unit	Cost	Total
57385	279.3 to 280.3 feet	Vertical Change	1.1	5 ft	5	REF		
54860	281.9 to 284.9 feet	Vertical Change	.3	5 ft	15	LF	$75	**$1,125**

TOTAL COST FOR: NW *side of* **HUMBOLDT AVE** *Starting at:* **7TH ST** **$76,835.00**

Funding Source: TBD **Year to be Completed** TBD

Street Side	Run ID	Survey Street Name	Starting Street Name	End Street Name	Priority
SE	1909251201	HUMBOLDT AVE	7TH ST	6TH ST	61

ID	Dist. from Corner	Barrier Type	As-is Measurement/Notes	Sidewalk Width	Qty	Unit	Cost	Total
22194	0.0 to 43.4 feet	Cross Slope (PAR)	2.0-3.0%	5 ft	217	SF	$120	**$26,040**
22202	49.7 to 67.6 feet	Cross Slope (PAR)	2.0-3.0%	5 ft	89	SF	$120	**$10,740**
22205	70.4 to 108.3 feet	Cross Slope (PAR)	2.0-3.0%	5 ft	189	SF	$120	**$22,740**
59275	91.4 to 115.6 feet	Driveway				REF		
22211	116.8 to 123.8 feet	Cross Slope (PAR)	2.0-3.0%	5 ft	35	SF	$120	**$4,200**
22213	125.6 to 141.4 feet	Cross Slope (PAR)	4.0-5.0%	5 ft	79	SF	$120	**$9,480**
56207	139.2 to 140.2 feet	**Vertical Change**	.4	5 ft	5	REF		
22216	143.0 to 167.6 feet	Cross Slope (PAR)	2.0-3.0%	5 ft	123	SF	$120	**$14,760**
59276	144.4 to 167.8 feet	Driveway				REF		
22220	169.7 to 179.1 feet	Cross Slope (PAR)	2.0-3.0%	5 ft	47	SF	$120	**$5,640**
22222	179.7 to 187.6 feet	Cross Slope (PAR)	4.0-5.0%	5 ft	40	SF	$120	**$4,740**
22224	187.8 to 189.0 feet	Cross Slope (PAR)	2.0-3.0%	5 ft	6	SF	$120	**$720**
22225	191.1 to 193.1 feet	Cross Slope (PAR)	2.0-3.0%	5 ft	10	SF	$120	**$1,200**
54780	191.6 to 192.6 feet	**Vertical Change**	.3	5 ft	5	REF		
22226	196.2 to 210.9 feet	Cross Slope (PAR)	2.0-3.0%	5 ft	74	SF	$120	**$8,820**
59277	196.5 to 219.4 feet	Driveway				REF		
22228	221.0 to 224.3 feet	Cross Slope (PAR)	2.0-3.0%	5 ft	17	SF	$120	**$1,980**
22230	224.3 to 246.7 feet	Cross Slope (PAR)	4.0-5.0%	5 ft	112	SF	$120	**$13,440**
22233	247.1 to 250.7 feet	Cross Slope (PAR)	2.0-3.0%	5 ft	18	SF	$120	**$2,160**
59278	248.3 to 272.0 feet	Driveway				REF		
22235	251.1 to 252.3 feet	**Cross Slope (Driveway)**	4.0-5.0%	5 ft	6	SF	$40	**$240**
22236	253.7 to 255.1 feet	**Cross Slope (Driveway)**	2.0-3.0%	5 ft	7	SF	$40	**$280**
22237	258.3 to 263.0 feet	**Cross Slope (Driveway)**	2.0-3.0%	5 ft	24	SF	$40	**$940**
22238	268.2 to 278.5 feet	**Cross Slope (Driveway)**	2.0-3.0%	5 ft	52	SF	$40	**$2,060**
22242	278.5 to 290.9 feet	Cross Slope (PAR)	4.0-5.0%	5 ft	62	SF	$120	**$7,440**

TOTAL COST FOR: SE *side of* **HUMBOLDT AVE** *Starting at:* **7TH ST** **$137,620.00**

Funding Source: TBD **Year to be Completed** TBD

Street Side	Run ID	Survey Street Name	Starting Street Name	End Street Name	Priority
NW	1909251110	HUMBOLDT AVE	8TH ST	9TH ST	102

ID	Dist. from Corner	Barrier Type	As-is Measurement/Notes	Sidewalk Width	Qty	Unit	Cost	Total
22899	0.3 to 21.1 feet	Cross Slope (PAR)	2.0-3.0%	5 ft	104	SF	$120	**$12,480**
57482	2.7 to 3.7 feet	**Vertical Change**	1.6	5 ft	5	REF		
54846	6.2 to 9.6 feet	**Vertical Change**	.3	5 ft	17	REF		
22904	31.3 to 34.1 feet	Cross Slope (PAR)	3.0-4.0%	5 ft	14	SF	$120	**$1,680**
22905	35.2 to 43.1 feet	Cross Slope (PAR)	2.0-3.0%	5 ft	39	SF	$120	**$4,740**
22907	46.4 to 62.9 feet	Cross Slope (PAR)	2.0-3.0%	5 ft	83	SF	$120	**$9,900**
22912	74.2 to 84.8 feet	Cross Slope (PAR)	2.0-3.0%	5 ft	53	SF	$120	**$6,360**
54847	79.2 to 80.2 feet	**Vertical Change**	.3	5 ft	5	REF		
59319	83.3 to 95.7 feet	Driveway				REF		
54848	83.4 to 84.4 feet	**Vertical Change**	.3	5 ft	5	REF		
54849	88.6 to 89.6 feet	**Vertical Change**	.3	5 ft	5	REF		
22915	102.3 to 113.3 feet	Cross Slope (PAR)	2.0-3.0%	5 ft	55	SF	$120	**$6,600**
22916	118.7 to 130.5 feet	Cross Slope (PAR)	2.0-3.0%	5 ft	59	SF	$120	**$7,080**
59320	132.8 to 144.6 feet	Driveway				REF		
22920	148.1 to 153.3 feet	Cross Slope (PAR)	2.0-3.0%	5 ft	26	SF	$120	**$3,120**
54850	151.2 to 152.2 feet	**Vertical Change**	.3	5 ft	5	REF		
22921	155.8 to 162.4 feet	Cross Slope (PAR)	3.0-4.0%	5 ft	33	SF	$120	**$3,960**
22922	164.9 to 177.1 feet	Cross Slope (PAR)	3.0-4.0%	5 ft	61	SF	$120	**$7,320**
54851	171.9 to 172.9 feet	**Vertical Change**	.3	5 ft	5	REF		
22927	181.6 to 183.0 feet	Cross Slope (PAR)	3.0-4.0%	5 ft	7	SF	$120	**$840**
54852	182.4 to 183.4 feet	**Vertical Change**	.3	5 ft	5	REF		
22928	183.0 to 184.2 feet	Cross Slope (PAR)	2.0-3.0%	5 ft	6	SF	$120	**$720**
59321	186.5 to 199.1 feet	Driveway				REF		
59322	204.5 to 216.8 feet	Driveway				REF		
54853	205.1 to 206.1 feet	**Vertical Change**	.3	5 ft	5	REF		
22929	221.3 to 267.6 feet	Cross Slope (PAR)	2.0-3.0%	5 ft	232	SF	$120	**$27,780**
22937	271.7 to 295.5 feet	Cross Slope (PAR)	2.0-3.0%	5 ft	119	SF	$120	**$14,280**

TOTAL COST FOR: NW *side of* **HUMBOLDT AVE** *Starting at:* **8TH ST** **$106,860.00**

Funding Source: TBD **Year to be Completed** TBD

Street Side	Run ID	Survey Street Name	Starting Street Name	End Street Name	Priority
SE	1909251158	HUMBOLDT AVE	8TH ST	7TH ST	98.75

ID	Dist. from Corner	Barrier Type	As-is Measurement/Notes	Sidewalk Width	Qty	Unit	Cost	Total
22244	0.0 to 2.3 feet	Cross Slope (PAR)	5.0-6.0%	5 ft	10	SF	$120	**$1,242**
54781	2.4 to 3.4 feet	**Vertical Change**	.3	5 ft	5	REF		
22245	3.2 to 4.6 feet	Cross Slope (PAR)	3.0-4.0%	5 ft	6	SF	$120	**$756**
22246	4.6 to 18.7 feet	Cross Slope (PAR)	2.0-3.0%	5 ft	63	SF	$120	**$7,614**
56208	9.5 to 10.5 feet	**Vertical Change**	.4	5 ft	5	REF		
22250	31.8 to 36.3 feet	Cross Slope (PAR)	2.0-3.0%	5 ft	20	SF	$120	**$2,430**
22251	43.3 to 72.4 feet	Cross Slope (PAR)	2.0-3.0%	5 ft	131	SF	$120	**$15,714**
54782	43.5 to 44.5 feet	**Vertical Change**	.3	5 ft	5	REF		
22256	74.8 to 87.0 feet	Cross Slope (PAR)	4.0-5.0%	5 ft	55	SF	$120	**$6,588**
22259	87.0 to 88.3 feet	Cross Slope (PAR)	2.0-3.0%	5 ft	6	SF	$120	**$702**
59279	91.6 to 117.9 feet	Driveway				REF		
22260	97.2 to 115.3 feet	**Cross Slope (Driveway)**	11.0-12.0%	5 ft	81	SF	$40	**$3,258**
22265	118.7 to 119.9 feet	Cross Slope (PAR)	2.0-3.0%	5 ft	5	SF	$120	**$648**
22266	122.3 to 136.0 feet	Cross Slope (PAR)	2.0-3.0%	5 ft	62	SF	$120	**$7,398**
22269	139.5 to 146.6 feet	Cross Slope (PAR)	2.0-3.0%	5 ft	32	SF	$120	**$3,834**
22270	151.3 to 152.6 feet	Cross Slope (PAR)	2.0-3.0%	5 ft	6	SF	$120	**$702**
22271	158.6 to 162.5 feet	Cross Slope (PAR)	2.0-3.0%	5 ft	18	SF	$120	**$2,106**
59280	181.5 to 209.1 feet	Driveway				REF		
40655	183.4 to 185.6 feet	Running Slope	5.0-6.0%	5 ft	10	REF		
22272	186.9 to 205.8 feet	**Cross Slope (Driveway)**	12.0-13.0%	5 ft	85	SF	$40	**$3,402**
22278	209.9 to 211.0 feet	Cross Slope (PAR)	3.0-4.0%	5 ft	5	SF	$120	**$594**
22279	211.0 to 286.7 feet	Cross Slope (PAR)	2.0-3.0%	5 ft	341	SF	$120	**$40,878**

TOTAL COST FOR: SE *side of* **HUMBOLDT AVE** *Starting at:* **8TH ST** **$97,866.00**

Funding Source: TBD **Year to be Completed** TBD

Street Side	Run ID	Survey Street Name	Starting Street Name	End Street Name	Priority
NW	1909251117	HUMBOLDT AVE	912 HUMBOLDT AVE	10TH ST	70

ID	Dist. from Corner	Barrier Type	As-is Measurement/Notes	Sidewalk Width	Qty	Unit	Cost	Total
22870	0.3 to 30.9 feet	Cross Slope (PAR)	2.0-3.0%	5 ft	138	SF	$120	**$16,524**
54835	8.9 to 9.9 feet	**Vertical Change**	.3	5 ft	5	REF		
56729	17.0 to 18.0 feet	**Vertical Change**	.5	5 ft	5	REF		
54836	21.1 to 22.1 feet	**Vertical Change**	.3	5 ft	5	REF		
22873	38.6 to 47.6 feet	Cross Slope (PAR)	2.0-3.0%	5 ft	41	SF	$120	**$4,860**
22875	58.6 to 59.7 feet	Cross Slope (PAR)	2.0-3.0%	5 ft	5	SF	$120	**$594**
54837	59.9 to 60.9 feet	**Vertical Change**	.3	5 ft	5	LF	$75	**$338**
59316	64.5 to 76.5 feet	Driveway				REF		
22876	79.5 to 106.6 feet	Cross Slope (PAR)	2.0-3.0%	5 ft	122	SF	$120	**$14,634**
54838	88.5 to 89.5 feet	**Vertical Change**	.3	5 ft	5	REF		
22881	111.6 to 122.6 feet	Cross Slope (PAR)	2.0-3.0%	5 ft	50	SF	$120	**$5,940**
22883	124.9 to 133.3 feet	Cross Slope (PAR)	2.0-3.0%	5 ft	38	SF	$120	**$4,536**

TOTAL COST FOR: NW *side of* **HUMBOLDT AVE** *Starting at:* **912 HUMBOLDT AVE** **$47,425.50**

Funding Source: TBD **Year to be Completed** TBD

Street Side	Run ID	Survey Street Name	Starting Street Name	End Street Name	Priority
NW	1909251113	HUMBOLDT AVE	9TH ST	908 HUMBOLDT AVE	86

ID	Dist. from Corner	Barrier Type	As-is Measurement/Notes	Sidewalk Width	Qty	Unit	Cost	Total
22884	13.8 to 24.7 feet	Cross Slope (PAR)	2.0-3.0%	5 ft	49	SF	$120	**$5,886**
54839	13.9 to 17.3 feet	**Vertical Change**	.3	5 ft	15	REF		
54840	27.8 to 28.8 feet	**Vertical Change**	.3	5 ft	5	LF	$75	**$338**
54841	39.6 to 40.6 feet	**Vertical Change**	.3	5 ft	5	LF	$75	**$338**
59317	44.9 to 57.7 feet	Driveway				REF		
22887	55.3 to 70.4 feet	**Cross Slope (Driveway)**	2.0-3.0%	5 ft	68	SF	$40	**$2,718**
22891	70.9 to 92.2 feet	Cross Slope (PAR)	4.0-5.0%	5 ft	96	SF	$120	**$11,502**
54842	73.2 to 74.2 feet	**Vertical Change**	.3	5 ft	5	REF		
54843	85.3 to 86.3 feet	**Vertical Change**	.3	5 ft	5	REF		
22895	92.2 to 93.5 feet	Cross Slope (PAR)	2.0-3.0%	5 ft	6	SF	$120	**$702**
59318	94.0 to 107.5 feet	Driveway				REF		
54844	95.0 to 96.0 feet	**Vertical Change**	.3	5 ft	5	REF		
22896	105.4 to 109.2 feet	**Cross Slope (Driveway)**	2.0-3.0%	5 ft	17	SF	$40	**$684**
54845	117.0 to 118.0 feet	**Vertical Change**	.3	5 ft	5	LF	$75	**$338**
22897	119.1 to 125.4 feet	Cross Slope (PAR)	2.0-3.0%	5 ft	28	SF	$120	**$3,402**

TOTAL COST FOR: NW *side of* **HUMBOLDT AVE** *Starting at:* **9TH ST** **$25,906.50**

Funding Source: TBD **Year to be Completed** TBD

Street Side	Run ID	Survey Street Name	Starting Street Name	End Street Name	Priority
NW	1909251040	HUMBOLDT AVE	FRONT ST	10 HUMBOLDT AVE	77.25

ID	Dist. from Corner	Barrier Type	As-is Measurement/Notes	Sidewalk Width	Qty	Unit	Cost	Total
23172	0.9 to 5.0 feet	Cross Slope (PAR)	3.0-4.0%	5 ft	18	SF	$120	**$2,214**
23173	5.0 to 8.8 feet	Cross Slope (PAR)	2.0-3.0%	5 ft	17	SF	$120	**$2,052**
23174	9.9 to 37.8 feet	Cross Slope (PAR)	4.0-5.0%	5 ft	126	SF	$120	**$15,066**
59342	36.2 to 50.9 feet	Driveway				REF		
40673	38.5 to 40.2 feet	Running Slope	5.0-6.0%	5 ft	8	REF		
23181	41.5 to 47.8 feet	**Cross Slope (Driveway)**	13.014	5 ft	28	SF	$40	**$1,134**
23183	51.8 to 54.1 feet	Cross Slope (PAR)	2.0-3.0%	5 ft	10	SF	$120	**$1,242**

TOTAL COST FOR: NW *side of* **HUMBOLDT AVE** *Starting at:* **FRONT ST** **$21,708.00**

Funding Source: TBD **Year to be Completed** TBD

Street Side	Run ID	Survey Street Name	Starting Street Name	End Street Name	Priority
NW	1909251049	HUMBOLDT AVE	SIDEWALK BEGINS	3RD ST	122.75

ID	Dist. from Corner	Barrier Type	As-is Measurement/Notes	Sidewalk Width	Qty	Unit	Cost	Total
59336	0.5 to 26.9 feet	Driveway				REF		
40663	1.5 to 2.8 feet	Running Slope	8.0-9.0%	5 ft	6	REF		
23066	6.1 to 7.4 feet	Cross Slope (Driveway)	14.0-15.0%	5 ft	6	SF	$40	**$234**
23067	10.0 to 15.3 feet	Cross Slope (Driveway)	14.0-15.0%	5 ft	24	SF	$40	**$954**
23069	15.3 to 20.6 feet	Cross Slope (Driveway)	12.0-13.0%	5 ft	24	SF	$40	**$954**
23071	22.8 to 24.2 feet	Cross Slope (Driveway)	12.0-13.0%	5 ft	6	SF	$40	**$252**
40664	23.8 to 26.1 feet	Running Slope	5.0-6.0%	5 ft	10	REF		
56221	29.0 to 30.0 feet	Vertical Change	.4	5 ft	5	LF	$75	**$338**
23072	32.8 to 34.8 feet	Cross Slope (PAR)	2.0-3.0%	5 ft	9	SF	$120	**$1,080**
56734	33.4 to 34.4 feet	Vertical Change	.5	5 ft	5	REF		
23073	38.8 to 62.0 feet	Cross Slope (PAR)	2.0-3.0%	5 ft	104	SF	$120	**$12,528**
57594	39.6 to 40.6 feet	Vertical Change	2.9	5 ft	5	REF		
56222	44.6 to 45.6 feet	Vertical Change	.4	5 ft	5	REF		
56223	52.6 to 53.6 feet	Vertical Change	.4	5 ft	5	REF		
56224	58.0 to 61.5 feet	Vertical Change	.4	5 ft	16	REF		
23078	62.0 to 64.7 feet	Cross Slope (PAR)	4.0-5.0%	5 ft	12	SF	$120	**$1,458**
23080	64.7 to 72.0 feet	Cross Slope (PAR)	6.0-7.0%	5 ft	33	SF	$120	**$3,942**
54872	65.3 to 69.3 feet	Vertical Change	.3	5 ft	18	REF		
23081	72.0 to 74.0 feet	Cross Slope (PAR)	5.0-6.0%	5 ft	9	SF	$120	**$1,080**
23082	74.0 to 77.2 feet	Cross Slope (PAR)	6.0-7.0%	5 ft	14	SF	$120	**$1,728**
56735	75.1 to 76.1 feet	Vertical Change	.5	5 ft	5	REF		
23083	77.3 to 82.7 feet	Cross Slope (PAR)	5.0-6.0%	5 ft	24	SF	$120	**$2,916**
23085	83.1 to 88.5 feet	Cross Slope (PAR)	3.0-4.0%	5 ft	24	SF	$120	**$2,916**
57038	85.4 to 86.4 feet	Vertical Change	.6	5 ft	5	REF		
23088	92.9 to 96.1 feet	Cross Slope (PAR)	3.0-4.0%	5 ft	14	SF	$120	**$1,728**
23089	99.8 to 104.5 feet	Cross Slope (PAR)	3.0-4.0%	5 ft	21	SF	$120	**$2,538**
23090	104.5 to 133.0 feet	Cross Slope (PAR)	2.0-3.0%	5 ft	128	SF	$120	**$15,390**
23096	133.0 to 175.8 feet	Cross Slope (PAR)	4.0-5.0%	5 ft	193	SF	$120	**$23,112**

Funding Source: TBD **Year to be Completed** TBD

Street Side	Run ID	Survey Street Name	Starting Street Name	End Street Name	Priority
NW	1909251049	HUMBOLDT AVE	SIDEWALK BEGINS	3RD ST	122.75

ID	Dist. from Corner	Barrier Type	As-is Measurement/Notes	Sidewalk Width	Qty	Unit	Cost	Total
56736	164.7 to 165.7 feet	Vertical Change	.5	5 ft	5	REF		
23103	175.8 to 178.7 feet	Cross Slope (PAR)	2.0-3.0%	5 ft	13	SF	$120	**$1,566**
23104	182.8 to 188.7 feet	Cross Slope (PAR)	2.0-3.0%	5 ft	27	SF	$120	**$3,186**
23106	188.7 to 190.8 feet	Cross Slope (PAR)	4.0-5.0%	5 ft	9	SF	$120	**$1,134**
23107	193.0 to 195.3 feet	Cross Slope (PAR)	4.0-5.0%	5 ft	10	SF	$120	**$1,242**
56226	195.6 to 196.6 feet	Vertical Change	.4	5 ft	5	REF		
23109	196.4 to 198.2 feet	Cross Slope (PAR)	2.0-3.0%	5 ft	8	SF	$120	**$972**
23110	200.3 to 232.1 feet	Cross Slope (PAR)	5.0-6.0%	5 ft	143	SF	$120	**$17,172**
23117	232.1 to 233.1 feet	Cross Slope (PAR)	3.0-4.0%	5 ft	5	SF	$120	**$540**

TOTAL COST FOR: NW *side of* **HUMBOLDT AVE** *Starting at:* **SIDEWALK BEGINS** **$98,959.50**

Funding Source: TBD **Year to be Completed** TBD

Street Side	Run ID	Survey Street Name	Starting Street Name	End Street Name	Priority
W	1909241215	JACKSON CT	TRUMAN DR	TRUMAN DR	49.25

ID	Dist. from Corner	Barrier Type	As-is Measurement/Notes	Sidewalk Width	Qty	Unit	Cost	Total
17613	0.0 to 1.3 feet	Cross Slope (PAR)	3.0-4.0%	5 ft	7	SF	$120	**$780**
17614	2.4 to 64.3 feet	Cross Slope (PAR)	2.0-3.0%	5 ft	310	SF	$120	**$37,140**
17623	67.1 to 110.9 feet	Cross Slope (PAR)	2.0-3.0%	5 ft	219	SF	$120	**$26,280**
54469	110.3 to 111.3 feet	**Vertical Change**	.3	5 ft	5	REF		
58991	110.7 to 133.7 feet	Driveway				REF		
40471	112.2 to 113.4 feet	Running Slope	6.0-7.0%	5 ft	6	REF		
17629	114.5 to 131.0 feet	**Cross Slope (Driveway)**	8.0-9.0%	5 ft	83	SF	$40	**$3,300**
17631	133.2 to 134.3 feet	**Cross Slope (Driveway)**	3.0-4.0%	5 ft	6	SF	$40	**$220**
17632	134.8 to 138.9 feet	Cross Slope (PAR)	2.0-3.0%	5 ft	20	SF	$120	**$2,460**
58992	136.6 to 160.5 feet	Driveway				REF		
54470	136.7 to 137.7 feet	**Vertical Change**	.3	5 ft	5	REF		
17634	142.2 to 145.6 feet	**Cross Slope (Driveway)**	10.0-11.0%	5 ft	17	SF	$40	**$680**
17636	146.1 to 148.7 feet	**Cross Slope (Driveway)**	12.0-13.0%	5 ft	13	SF	$40	**$520**
17638	148.7 to 157.2 feet	**Cross Slope (Driveway)**	10.0-11.0%	5 ft	43	SF	$40	**$1,700**
54471	159.0 to 160.0 feet	**Vertical Change**	.3	5 ft	5	REF		
17642	160.4 to 172.7 feet	**Cross Slope (Driveway)**	2.0-3.0%	5 ft	62	SF	$40	**$2,460**
54472	168.1 to 169.1 feet	**Vertical Change**	.3	5 ft	5	REF		
54473	176.2 to 177.2 feet	**Vertical Change**	.3	5 ft	5	LF	$75	**$375**
17645	190.4 to 193.1 feet	Cross Slope (PAR)	2.0-3.0%	5 ft	14	SF	$120	**$1,620**
56079	199.8 to 200.8 feet	**Vertical Change**	.4	5 ft	5	LF	$75	**$375**
54474	211.7 to 212.7 feet	**Vertical Change**	.3	5 ft	5	LF	$75	**$375**
17647	215.5 to 246.5 feet	Cross Slope (PAR)	2.0-3.0%	5 ft	155	SF	$120	**$18,600**
58993	244.5 to 270.7 feet	Driveway				REF		
54475	245.3 to 246.3 feet	**Vertical Change**	.3	5 ft	5	REF		
17651	250.7 to 265.7 feet	**Cross Slope (Driveway)**	11.0-12.0%	5 ft	75	SF	$40	**$3,000**
17656	271.8 to 276.7 feet	Cross Slope (PAR)	2.0-3.0%	5 ft	25	SF	$120	**$2,940**
17657	280.3 to 282.3 feet	Cross Slope (PAR)	2.0-3.0%	5 ft	10	SF	$120	**$1,200**
17658	285.1 to 307.3 feet	Cross Slope (PAR)	2.0-3.0%	5 ft	111	SF	$120	**$13,320**

Funding Source: TBD **Year to be Completed** TBD

Street Side	Run ID	Survey Street Name	Starting Street Name	End Street Name	Priority
W	1909241215	JACKSON CT	TRUMAN DR	TRUMAN DR	49.25

ID	Dist. from Corner	Barrier Type	As-is Measurement/Notes	Sidewalk Width	Qty	Unit	Cost	Total
17664	308.2 to 313.9 feet	Cross Slope (PAR)	4.0-5.0%	5 ft	28	SF	$120	**$3,420**
17665	317.6 to 330.3 feet	Cross Slope (PAR)	3.0-4.0%	5 ft	63	SF	$120	**$7,620**
17667	330.3 to 338.1 feet	Cross Slope (PAR)	2.0-3.0%	5 ft	39	SF	$120	**$4,680**
17669	340.7 to 355.2 feet	Cross Slope (PAR)	2.0-3.0%	5 ft	73	SF	$120	**$8,700**
54476	343.0 to 344.0 feet	**Vertical Change**	.3	5 ft	5	REF		
56080	353.3 to 354.3 feet	**Vertical Change**	.4	5 ft	5	REF		
17671	358.5 to 390.7 feet	Cross Slope (PAR)	2.0-3.0%	5 ft	161	SF	$120	**$19,320**
54477	363.4 to 364.4 feet	**Vertical Change**	.3	5 ft	5	REF		

TOTAL COST FOR: W *side of* **JACKSON CT** *Starting at:* **TRUMAN DR** **$161,085.00**

Funding Source: TBD **Year to be Completed** TBD

Street Side	Run ID	Survey Street Name	Starting Street Name	End Street Name	Priority
N	1909231439	JEFFERSON ST	HARRISON CT	LINCOLN AVE	24

ID	Dist. from Corner	Barrier Type	As-is Measurement/Notes	Sidewalk Width	Qty	Unit	Cost	Total
14876	0.7 to 20.2 feet	Cross Slope (PAR)	3.0-4.0%	5 ft	98	SF	$120	**$11,700**
14880	20.2 to 148.8 feet	Cross Slope (PAR)	2.0-3.0%	5 ft	643	SF	$120	**$77,160**
54213	81.5 to 82.5 feet	**Vertical Change**	.3	5 ft	5	REF		
54214	88.3 to 89.3 feet	**Vertical Change**	.3	5 ft	5	REF		
14899	148.8 to 175.4 feet	Cross Slope (PAR)	4.0-5.0%	5 ft	133	SF	$120	**$15,960**
56003	160.6 to 161.6 feet	**Vertical Change**	.4	5 ft	5	REF		
54215	170.8 to 171.8 feet	**Vertical Change**	.3	5 ft	5	REF		
14903	176.0 to 180.8 feet	Cross Slope (PAR)	2.0-3.0%	5 ft	24	SF	$120	**$2,880**

TOTAL COST FOR: N *side of* **JEFFERSON ST** *Starting at:* **HARRISON CT** **$107,700.00**

Funding Source: TBD **Year to be Completed** TBD

Street Side	Run ID	Survey Street Name	Starting Street Name	End Street Name	Priority
S	1909231350	JEFFERSON ST	LINCOLN AVE	TRUMAN DR	76.5

ID	Dist. from Corner	Barrier Type	As-is Measurement/Notes	Sidewalk Width	Qty	Unit	Cost	Total
15624	0.0 to 25.8 feet	Cross Slope (PAR)	4.0-5.0%	5 ft	129	SF	$120	**$15,480**
56659	12.4 to 13.4 feet	Vertical Change	.5	5 ft	5	REF		
15630	26.6 to 29.8 feet	Cross Slope (PAR)	2.0-3.0%	5 ft	16	SF	$120	**$1,920**
58856	30.3 to 53.0 feet	Driveway				REF		
54269	31.0 to 32.0 feet	Vertical Change	.3	5 ft	5	REF		
15631	35.4 to 40.2 feet	Cross Slope (Driveway)	11.0-12.0%	5 ft	24	SF	$40	**$960**
15633	41.0 to 47.2 feet	Cross Slope (Driveway)	13.014	5 ft	31	SF	$40	**$1,240**
15635	48.0 to 49.6 feet	Cross Slope (Driveway)	11.0-12.0%	5 ft	8	SF	$40	**$320**
56660	51.5 to 52.5 feet	Vertical Change	.5	5 ft	5	REF		
15636	53.3 to 56.3 feet	Cross Slope (Driveway)	4.0-5.0%	5 ft	15	SF	$40	**$600**
15637	58.4 to 81.5 feet	Cross Slope (PAR)	3.0-4.0%	5 ft	116	SF	$120	**$13,860**
54270	59.0 to 60.0 feet	Vertical Change	.3	5 ft	5	REF		
54271	67.6 to 68.6 feet	Vertical Change	.3	5 ft	5	REF		
15642	86.3 to 89.2 feet	Cross Slope (PAR)	3.0-4.0%	5 ft	15	SF	$120	**$1,740**
58857	87.6 to 110.3 feet	Driveway				REF		
15643	93.3 to 100.9 feet	Cross Slope (Driveway)	11.0-12.0%	5 ft	38	SF	$40	**$1,520**
56022	99.3 to 100.3 feet	Vertical Change	.4	5 ft	5	REF		
15645	100.9 to 106.6 feet	Cross Slope (Driveway)	13.014	5 ft	29	SF	$40	**$1,140**
15647	106.6 to 107.6 feet	Cross Slope (Driveway)	11.0-12.0%	5 ft	5	SF	$40	**$200**
54272	109.0 to 110.0 feet	Vertical Change	.3	5 ft	5	REF		
15648	111.2 to 113.6 feet	Cross Slope (PAR)	3.0-4.0%	5 ft	12	SF	$120	**$1,440**
15649	113.6 to 119.4 feet	Cross Slope (PAR)	2.0-3.0%	5 ft	29	SF	$120	**$3,480**
58858	118.5 to 140.9 feet	Driveway				REF		
40421	120.8 to 122.0 feet	Running Slope	5.0-6.0%	5 ft	6	REF		
15652	122.9 to 137.1 feet	Cross Slope (Driveway)	11.0-12.0%	5 ft	71	SF	$40	**$2,840**
54273	129.4 to 130.4 feet	Vertical Change	.3	5 ft	5	REF		
15655	141.0 to 159.5 feet	Cross Slope (Driveway)	4.0-5.0%	5 ft	93	SF	$40	**$3,700**
15657	159.5 to 204.0 feet	Cross Slope (PAR)	2.0-3.0%	5 ft	223	SF	$120	**$26,700**

Funding Source: TBD **Year to be Completed** TBD

Street Side	Run ID	Survey Street Name	Starting Street Name	End Street Name	Priority
S	1909231350	JEFFERSON ST	LINCOLN AVE	TRUMAN DR	76.5

ID	Dist. from Corner	Barrier Type	As-is Measurement/Notes	Sidewalk Width	Qty	Unit	Cost	Total
54274	162.3 to 163.3 feet	Vertical Change	.3	5 ft	5	REF		
56023	182.6 to 183.6 feet	Vertical Change	.4	5 ft	5	REF		
58859	203.1 to 225.3 feet	Driveway				REF		
15664	208.3 to 215.7 feet	Cross Slope (Driveway)	11.0-12.0%	5 ft	37	SF	$40	**$1,480**
15666	218.0 to 221.8 feet	Cross Slope (Driveway)	11.0-12.0%	5 ft	19	SF	$40	**$760**
15668	225.3 to 233.6 feet	Cross Slope (Driveway)	4.0-5.0%	5 ft	42	SF	$40	**$1,660**
58860	234.6 to 256.7 feet	Driveway				REF		
15671	238.8 to 253.2 feet	Cross Slope (Driveway)	11.0-12.0%	5 ft	72	SF	$40	**$2,880**
15672	256.7 to 262.6 feet	Cross Slope (Driveway)	5.0-6.0%	5 ft	30	SF	$40	**$1,180**
15675	262.6 to 268.9 feet	Cross Slope (PAR)	6.0-7.0%	5 ft	31	SF	$120	**$3,780**
15676	269.6 to 288.1 feet	Cross Slope (PAR)	5.0-6.0%	5 ft	93	SF	$120	**$11,100**
15679	288.1 to 316.3 feet	Cross Slope (PAR)	3.0-4.0%	5 ft	141	SF	$120	**$16,920**
58861	317.2 to 340.8 feet	Driveway				REF		
56024	317.7 to 318.7 feet	Vertical Change	.4	5 ft	5	REF		
15684	322.8 to 336.8 feet	Cross Slope (Driveway)	12.0-13.0%	5 ft	70	SF	$40	**$2,800**
15689	340.7 to 342.2 feet	Cross Slope (Driveway)	4.0-5.0%	5 ft	8	SF	$40	**$300**
15690	343.9 to 356.6 feet	Cross Slope (PAR)	2.0-3.0%	5 ft	64	SF	$120	**$7,620**
15694	357.3 to 375.4 feet	Cross Slope (PAR)	4.0-5.0%	5 ft	91	SF	$120	**$10,860**
58862	374.8 to 396.6 feet	Driveway				REF		
57638	380.2 to 381.2 feet	Vertical Change	3.4	5 ft	5	REF		
15697	381.0 to 395.2 feet	Cross Slope (Driveway)	11.0-12.0%	5 ft	71	SF	$40	**$2,840**
54275	397.4 to 398.4 feet	Vertical Change	.3	5 ft	5	REF		
15702	398.2 to 404.1 feet	Cross Slope (PAR)	4.0-5.0%	5 ft	30	SF	$120	**$3,540**
40422	400.3 to 401.4 feet	Running Slope	6.0-7.0%	5 ft	6	REF		
58863	405.7 to 428.6 feet	Driveway				REF		
15704	406.3 to 407.7 feet	Cross Slope (Driveway)	3.0-4.0%	5 ft	7	SF	$40	**$280**
40423	408.5 to 410.3 feet	Running Slope	5.0-6.0%	5 ft	9	REF		
15705	410.8 to 425.3 feet	Cross Slope (Driveway)	9.0-10.0%	5 ft	73	SF	$40	**$2,900**
40424	426.1 to 427.8 feet	Running Slope	5.0-6.0%	5 ft	9	REF		

Funding Source: TBD **Year to be Completed** TBD

Street Side	Run ID	Survey Street Name	Starting Street Name	End Street Name	Priority
S	1909231350	JEFFERSON ST	LINCOLN AVE	TRUMAN DR	76.5

ID	Dist. from Corner	Barrier Type	As-is Measurement/Notes	Sidewalk Width	Qty	Unit	Cost	Total
15712	441.3 to 443.7 feet	Cross Slope (PAR)	2.0-3.0%	5 ft	12	SF	$120	**$1,440**
15713	448.4 to 452.3 feet	Cross Slope (PAR)	2.0-3.0%	5 ft	20	SF	$120	**$2,340**
15714	457.7 to 458.9 feet	Cross Slope (PAR)	2.0-3.0%	5 ft	6	SF	$120	**$720**
15715	464.7 to 489.3 feet	Cross Slope (PAR)	2.0-3.0%	5 ft	123	SF	$120	**$14,760**
58864	489.5 to 512.5 feet	Driveway				REF		
54276	490.7 to 491.7 feet	**Vertical Change**	.3	5 ft	5	REF		
40425	491.9 to 492.9 feet	Running Slope	6.0-7.0%	5 ft	5	REF		
15720	494.4 to 509.3 feet	**Cross Slope (Driveway)**	8.0-9.0%	5 ft	75	SF	$40	**$2,980**
56025	500.9 to 501.9 feet	**Vertical Change**	.4	5 ft	5	REF		
40426	509.5 to 511.9 feet	Running Slope	5.0-6.0%	5 ft	12	REF		
54277	511.0 to 512.0 feet	**Vertical Change**	.3	5 ft	5	REF		
15723	520.6 to 522.7 feet	Cross Slope (PAR)	2.0-3.0%	5 ft	11	SF	$120	**$1,260**
58865	520.7 to 543.6 feet	Driveway				REF		
40427	522.8 to 523.8 feet	Running Slope	5.0-6.0%	5 ft	5	REF		
15724	526.8 to 541.1 feet	**Cross Slope (Driveway)**	8.0-9.0%	5 ft	72	SF	$40	**$2,860**
54278	531.5 to 532.5 feet	**Vertical Change**	.3	5 ft	5	REF		
15729	544.3 to 545.5 feet	**Cross Slope (Driveway)**	2.0-3.0%	5 ft	6	SF	$40	**$240**
15730	556.3 to 558.2 feet	Cross Slope (PAR)	2.0-3.0%	5 ft	10	SF	$120	**$1,140**
15731	568.6 to 603.3 feet	Cross Slope (PAR)	2.0-3.0%	5 ft	173	SF	$120	**$20,820**
54279	583.6 to 584.6 feet	**Vertical Change**	.3	5 ft	5	REF		
54280	596.8 to 597.8 feet	**Vertical Change**	.3	5 ft	5	REF		
57	599.3 to 600.3 feet	**Continuous Width**		5 ft	5	SF	$120	**$600**
15738	603.3 to 607.9 feet	Cross Slope (PAR)	4.0-5.0%	5 ft	23	SF	$120	**$2,760**
57346	604.6 to 605.6 feet	**Vertical Change**	1	5 ft	5	REF		
58866	606.4 to 628.1 feet	Driveway				REF		
15741	609.8 to 613.9 feet	**Cross Slope (Driveway)**	8.0-9.0%	5 ft	21	SF	$40	**$820**
15743	613.9 to 624.5 feet	**Cross Slope (Driveway)**	10.0-11.0%	5 ft	53	SF	$40	**$2,120**
54281	616.7 to 617.7 feet	**Vertical Change**	.3	5 ft	5	REF		

Funding Source: TBD **Year to be Completed** TBD

Street Side	Run ID	Survey Street Name	Starting Street Name	End Street Name	Priority
S	1909231350	JEFFERSON ST	LINCOLN AVE	TRUMAN DR	76.5

ID	Dist. from Corner	Barrier Type	As-is Measurement/Notes	Sidewalk Width	Qty	Unit	Cost	Total
15746	627.9 to 629.3 feet	Cross Slope (Driveway)	2.0-3.0%	5 ft	7	SF	$40	$280
15747	632.0 to 633.5 feet	Cross Slope (PAR)	2.0-3.0%	5 ft	8	SF	$120	$900
58867	635.8 to 658.4 feet	Driveway				REF		
54282	636.7 to 637.7 feet	Vertical Change	.3	5 ft	5	REF		
15748	641.0 to 655.3 feet	Cross Slope (Driveway)	9.0-10.0%	5 ft	71	SF	$40	$2,860
15752	659.3 to 671.8 feet	Cross Slope (PAR)	3.0-4.0%	5 ft	63	SF	$120	$7,500
15755	671.8 to 684.8 feet	Cross Slope (PAR)	2.0-3.0%	5 ft	65	SF	$120	$7,800
15757	685.8 to 688.1 feet	Cross Slope (PAR)	4.0-5.0%	5 ft	12	SF	$120	$1,380
15759	688.1 to 707.6 feet	Cross Slope (PAR)	2.0-3.0%	5 ft	98	SF	$120	$11,700
58868	706.9 to 753.9 feet	Driveway				REF		
40428	708.3 to 710.0 feet	Running Slope	6.0-7.0%	5 ft	9	REF		
15765	711.9 to 726.3 feet	Cross Slope (Driveway)	11.0-12.0%	5 ft	72	SF	$40	$2,880
15769	729.9 to 730.9 feet	Cross Slope (Driveway)	3.0-4.0%	5 ft	5	SF	$40	$200
15770	734.2 to 749.8 feet	Cross Slope (Driveway)	9.0-10.0%	5 ft	78	SF	$40	$3,120
15773	753.1 to 754.8 feet	Cross Slope (Driveway)	4.0-5.0%	5 ft	9	SF	$40	$340

TOTAL COST FOR: S *side of* **JEFFERSON ST** *Starting at:* **LINCOLN AVE** **$241,860.00**

Funding Source: TBD **Year to be Completed** TBD

Street Side	Run ID	Survey Street Name	Starting Street Name	End Street Name	Priority
N	1909231423	JEFFERSON ST	MADISON CT	HARRISON CT	27

ID	Dist. from Corner	Barrier Type	As-is Measurement/Notes	Sidewalk Width	Qty	Unit	Cost	Total
15134	0.0 to 9.7 feet	Cross Slope (PAR)	2.0-3.0%	5 ft	48	SF	$120	**$5,820**
15139	13.9 to 18.8 feet	Cross Slope (PAR)	2.0-3.0%	5 ft	25	SF	$120	**$2,940**
15140	28.3 to 31.7 feet	Cross Slope (PAR)	2.0-3.0%	5 ft	17	SF	$120	**$2,040**
56655	28.6 to 29.6 feet	**Vertical Change**	.5	5 ft	5	REF		
15141	36.3 to 51.3 feet	Cross Slope (PAR)	2.0-3.0%	5 ft	75	SF	$120	**$9,000**
57621	52.6 to 53.6 feet	**Vertical Change**	3.2	5 ft	5	SF	$75	**$375**
15144	53.8 to 80.3 feet	Cross Slope (PAR)	2.0-3.0%	5 ft	133	SF	$120	**$15,900**
15149	81.3 to 151.1 feet	Cross Slope (PAR)	4.0-5.0%	5 ft	349	SF	$120	**$41,880**
15163	153.4 to 184.0 feet	Cross Slope (PAR)	4.0-5.0%	5 ft	153	SF	$120	**$18,360**

TOTAL COST FOR: N *side of* **JEFFERSON ST** *Starting at:* **MADISON CT** **$96,315.00**

Funding Source: TBD **Year to be Completed** TBD

Street Side	Run ID	Survey Street Name	Starting Street Name	End Street Name	Priority
N	1909231408	JEFFERSON ST	TRUMAN DR	MADISON CT	36

ID	Dist. from Corner	Barrier Type	As-is Measurement/Notes	Sidewalk Width	Qty	Unit	Cost	Total
15363	0.0 to 5.0 feet	Cross Slope (PAR)	4.0-5.0%	5 ft	25	SF	$120	**$3,000**
15365	7.5 to 29.3 feet	Cross Slope (PAR)	4.0-5.0%	5 ft	109	SF	$120	**$13,080**
15369	29.3 to 43.8 feet	Cross Slope (PAR)	2.0-3.0%	5 ft	73	SF	$120	**$8,700**
15374	46.3 to 77.5 feet	Cross Slope (PAR)	3.0-4.0%	5 ft	156	SF	$120	**$18,720**
15379	77.8 to 92.3 feet	Cross Slope (PAR)	5.0-6.0%	5 ft	73	SF	$120	**$8,700**
15382	93.1 to 169.0 feet	Cross Slope (PAR)	3.0-4.0%	5 ft	380	SF	$120	**$45,540**
54249	144.8 to 145.8 feet	**Vertical Change**	.3	5 ft	5	REF		
15398	169.4 to 172.1 feet	Cross Slope (PAR)	2.0-3.0%	5 ft	14	SF	$120	**$1,620**

TOTAL COST FOR: N *side of* **JEFFERSON ST** *Starting at:* **TRUMAN DR** **$99,360.00**

Funding Source: TBD **Year to be Completed** TBD

Street Side	Run ID	Survey Street Name	Starting Street Name	End Street Name	Priority
N	1908231004	JUNIPER CT	576 JUNIPER CT	COTTONWOOD DR	75

ID	Dist. from Corner	Barrier Type	As-is Measurement/Notes	Sidewalk Width	Qty	Unit	Cost	Total
58684	0.0 to 25.2 feet	Driveway				REF		
46508	0.5 to 1.5 feet	Vertical Change	-.46	5 ft	5	REF		
13178	0.9 to 2.9 feet	Cross Slope (Driveway)	2.0-3.0%	5 ft	10	SF	$40	$400
13180	3.8 to 17.3 feet	Cross Slope (Driveway)	5.0-6.0%	5 ft	68	SF	$40	$2,700
13182	17.3 to 21.3 feet	Cross Slope (Driveway)	6.0-7.0%	5 ft	20	SF	$40	$800
13184	21.3 to 23.8 feet	Cross Slope (Driveway)	8.0-9.0%	5 ft	13	SF	$40	$500
45651	25.1 to 29.9 feet	Vertical Change	-.5	5 ft	24	REF		
13186	26.0 to 27.0 feet	Cross Slope (PAR)	3.0-4.0%	5 ft	5	SF	$120	$600
13187	27.0 to 36.7 feet	Cross Slope (PAR)	2.0-3.0%	5 ft	49	SF	$120	$5,820
45848	38.9 to 39.9 feet	Vertical Change	-.49	5 ft	5	LF	$75	$375
47433	51.4 to 52.4 feet	Vertical Change	-.42	5 ft	5	LF	$75	$375
13188	54.3 to 60.8 feet	Cross Slope (PAR)	2.0-3.0%	5 ft	33	SF	$120	$3,900
52789	60.8 to 61.8 feet	Vertical Change	-.28	5 ft	5	REF		
43341	69.7 to 70.7 feet	Vertical Change	-.62	5 ft	5	SF	$75	$375
43663	79.9 to 80.9 feet	Vertical Change	-.6	5 ft	5	SF	$75	$375
13189	84.8 to 88.5 feet	Cross Slope (PAR)	2.0-3.0%	5 ft	19	SF	$120	$2,220
58685	85.0 to 111.3 feet	Driveway				REF		
41332	85.3 to 86.3 feet	Vertical Change	-1.45	5 ft	5	REF		
44356	87.2 to 90.2 feet	Vertical Change	-.56	5 ft	15	REF		
13190	92.3 to 108.4 feet	Cross Slope (Driveway)	9.0-10.0%	5 ft	81	SF	$40	$3,220
43664	99.8 to 100.8 feet	Vertical Change	-.6	5 ft	5	REF		
43062	110.3 to 116.0 feet	Vertical Change	-.64	5 ft	29	REF		
13192	111.8 to 113.5 feet	Cross Slope (PAR)	3.0-4.0%	5 ft	9	SF	$120	$1,020
13193	113.5 to 145.4 feet	Cross Slope (PAR)	2.0-3.0%	5 ft	160	SF	$120	$19,140
43665	122.7 to 123.7 feet	Vertical Change	-.6	5 ft	5	REF		
58686	125.1 to 154.3 feet	Driveway				REF		
41360	129.2 to 130.2 feet	Vertical Change	-1.38	5 ft	5	REF		
44154	131.1 to 132.1 feet	Vertical Change	-.57	5 ft	5	REF		

Funding Source: TBD **Year to be Completed** TBD

Street Side	Run ID	Survey Street Name	Starting Street Name	End Street Name	Priority
N	1908231004	JUNIPER CT	576 JUNIPER CT	COTTONWOOD DR	75

ID	Dist. from Corner	Barrier Type	As-is Measurement/Notes	Sidewalk Width	Qty	Unit	Cost	Total
44570	137.0 to 138.0 feet	Vertical Change	-.55	5 ft	5	REF		
45355	140.3 to 141.3 feet	Vertical Change	-.51	5 ft	5	REF		
41846	143.7 to 144.7 feet	Vertical Change	-.82	5 ft	5	REF		
44155	146.9 to 147.9 feet	Vertical Change	-.57	5 ft	5	REF		
13198	148.6 to 173.8 feet	Cross Slope (Driveway)	2.0-3.0%	5 ft	126	SF	$40	**$5,040**
45161	150.2 to 151.2 feet	Vertical Change	-.52	5 ft	5	REF		
44571	154.4 to 158.1 feet	Vertical Change	-.55	5 ft	19	REF		
41245	159.5 to 160.5 feet	Vertical Change	-1.9	5 ft	5	REF		
43977	166.5 to 167.5 feet	Vertical Change	-.58	5 ft	5	REF		
41211	174.9 to 175.9 feet	Vertical Change	-2.26	5 ft	5	SF	$75	**$375**
13201	177.2 to 179.8 feet	Cross Slope (PAR)	2.0-3.0%	5 ft	13	SF	$120	**$1,560**

TOTAL COST FOR: N *side of* **JUNIPER CT** *Starting at:* **576 JUNIPER CT** **$48,795.00**

Funding Source: TBD **Year to be Completed** TBD

Street Side	Run ID	Survey Street Name	Starting Street Name	End Street Name	Priority
E / S	1908231002	JUNIPER CT	COTTONWOOD DR	574 JUNIPER CT	54

ID	Dist. from Corner	Barrier Type	As-is Measurement/Notes	Sidewalk Width	Qty	Unit	Cost	Total
13131	0.0 to 7.2 feet	Cross Slope (PAR)	2.0-3.0%	5 ft	36	SF	$120	**$4,320**
13133	7.2 to 18.3 feet	Cross Slope (PAR)	4.0-5.0%	5 ft	56	SF	$120	**$6,660**
53814	13.6 to 14.6 feet	**Vertical Change**	-.26	5 ft	5	REF		
13135	18.3 to 54.2 feet	Cross Slope (PAR)	2.0-3.0%	5 ft	180	SF	$120	**$21,540**
52788	32.7 to 33.7 feet	**Vertical Change**	-.28	5 ft	5	REF		
54118	69.4 to 70.4 feet	**Vertical Change**	-.25	5 ft	5	LF	$75	**$375**
13143	84.4 to 105.9 feet	Cross Slope (PAR)	2.0-3.0%	5 ft	108	SF	$120	**$12,900**
50583	88.1 to 89.1 feet	**Vertical Change**	-.32	5 ft	5	REF		
55945	96.3 to 97.3 feet	**Vertical Change**	.31	5 ft	5	REF		
44973	101.7 to 107.0 feet	**Vertical Change**	-.53	5 ft	27	REF		
55	103.5 to 104.5 feet	**Continuous Width**		5 ft	5	SF	$120	**$600**
58681	105.6 to 125.8 feet	Driveway				REF		
13147	108.7 to 117.7 feet	**Cross Slope (Driveway)**	7.0-8.0%	5 ft	45	SF	$40	**$1,800**
44355	115.4 to 116.4 feet	**Vertical Change**	-.56	5 ft	5	REF		
13149	117.7 to 121.1 feet	**Cross Slope (Driveway)**	5.0-6.0%	5 ft	17	SF	$40	**$680**
13150	121.1 to 122.6 feet	**Cross Slope (Driveway)**	6.0-7.0%	5 ft	8	SF	$40	**$300**
13151	122.6 to 123.8 feet	**Cross Slope (Driveway)**	5.0-6.0%	5 ft	6	SF	$40	**$240**
43660	125.5 to 130.8 feet	**Vertical Change**	-.6	5 ft	27	REF		
13152	125.5 to 126.5 feet	**Cross Slope (Driveway)**	2.0-3.0%	5 ft	5	SF	$40	**$200**
13153	129.1 to 151.6 feet	Cross Slope (PAR)	2.0-3.0%	5 ft	113	SF	$120	**$13,500**
41227	131.9 to 132.9 feet	**Vertical Change**	-2.07	5 ft	5	REF		
43340	134.7 to 135.7 feet	**Vertical Change**	-.62	5 ft	5	REF		
43189	145.4 to 146.4 feet	**Vertical Change**	-.63	5 ft	5	REF		
48362	157.3 to 158.3 feet	**Vertical Change**	-.39	5 ft	5	LF	$75	**$375**
13155	162.7 to 167.5 feet	Cross Slope (PAR)	2.0-3.0%	5 ft	24	SF	$120	**$2,880**
47690	169.4 to 170.4 feet	**Vertical Change**	-.41	5 ft	5	LF	$75	**$375**
58682	173.5 to 204.3 feet	Driveway				REF		
41287	178.1 to 179.1 feet	**Vertical Change**	-1.63	5 ft	5	REF		

Funding Source: TBD **Year to be Completed** TBD

Street Side	Run ID	Survey Street Name	Starting Street Name	End Street Name	Priority
E / S	1908231002	JUNIPER CT	COTTONWOOD DR	574 JUNIPER CT	54

ID	Dist. from Corner	Barrier Type	As-is Measurement/Notes	Sidewalk Width	Qty	Unit	Cost	Total
13156	179.3 to 182.2 feet	Cross Slope (Driveway)	2.0-3.0%	5 ft	15	SF	$40	**$580**
44974	179.4 to 181.7 feet	Vertical Change	-.53	5 ft	12	REF		
13158	183.1 to 184.2 feet	Cross Slope (Driveway)	5.0-6.0%	5 ft	6	SF	$40	**$220**
13159	184.2 to 186.8 feet	Cross Slope (Driveway)	6.0-7.0%	5 ft	13	SF	$40	**$520**
13160	186.8 to 198.5 feet	Cross Slope (Driveway)	5.0-6.0%	5 ft	59	SF	$40	**$2,340**
46507	189.0 to 190.0 feet	Vertical Change	-.46	5 ft	5	REF		
43661	193.1 to 194.1 feet	Vertical Change	-.6	5 ft	5	REF		
13163	198.5 to 204.2 feet	Cross Slope (Driveway)	6.0-7.0%	5 ft	29	SF	$40	**$1,140**
13166	206.6 to 209.0 feet	Cross Slope (PAR)	2.0-3.0%	5 ft	12	SF	$120	**$1,440**
58683	207.1 to 234.9 feet	Driveway				REF		
13167	211.5 to 214.2 feet	Cross Slope (Driveway)	2.0-3.0%	5 ft	14	SF	$40	**$540**
13169	214.2 to 236.6 feet	Cross Slope (Driveway)	4.0-5.0%	5 ft	112	SF	$40	**$4,480**
47181	216.8 to 217.8 feet	Vertical Change	-.43	5 ft	5	REF		
50203	220.5 to 221.5 feet	Vertical Change	-.33	5 ft	5	REF		
47691	227.2 to 228.2 feet	Vertical Change	-.41	5 ft	5	REF		
45650	230.3 to 231.3 feet	Vertical Change	-.5	5 ft	5	REF		
50986	236.3 to 237.3 feet	Vertical Change	-.31	5 ft	5	REF		
13177	236.6 to 254.0 feet	Cross Slope (PAR)	2.0-3.0%	5 ft	87	SF	$120	**$10,440**

TOTAL COST FOR: E / S *side of* **JUNIPER CT** *Starting at:* **COTTONWOOD DR** **$88,445.00**

Funding Source: TBD **Year to be Completed** TBD

Street Side	Run ID	Survey Street Name	Starting Street Name	End Street Name	Priority
N	1908210929	KADOTA AVE	S FIG TREE BLVD	VERDONE ST	40

ID	Dist. from Corner	Barrier Type	As-is Measurement/Notes	Sidewalk Width	Qty	Unit	Cost	Total
47897	28.0 to 29.0 feet	Vertical Change	-.4	5 ft	5	LF	$75	**$375**
49283	34.5 to 35.5 feet	Vertical Change	-.35	5 ft	5	LF	$75	**$375**
41288	45.2 to 46.2 feet	Vertical Change	-1.62	5 ft	5	SF	$75	**$375**
2422	50.9 to 55.2 feet	Cross Slope (PAR)	2.0-3.0%	5 ft	22	SF	$120	**$2,580**
2423	65.4 to 66.5 feet	Cross Slope (PAR)	2.0-3.0%	5 ft	5	SF	$120	**$660**
2424	79.4 to 95.8 feet	Cross Slope (PAR)	2.0-3.0%	5 ft	82	SF	$120	**$9,840**
2426	104.3 to 111.3 feet	Cross Slope (PAR)	2.0-3.0%	5 ft	35	SF	$120	**$4,200**
51564	118.7 to 119.7 feet	Vertical Change	-.3	5 ft	5	LF	$75	**$375**

TOTAL COST FOR: N *side of* **KADOTA AVE** *Starting at:* **S FIG TREE BLVD** **$18,780.00**

Funding Source: TBD **Year to be Completed** TBD

Street Side	Run ID	Survey Street Name	Starting Street Name	End Street Name	Priority
S	1908210926	KADOTA AVE	VERDONE ST	S FIG TREE BLVD	31

ID	Dist. from Corner	Barrier Type	As-is Measurement/Notes	Sidewalk Width	Qty	Unit	Cost	Total
44402	1.4 to 2.4 feet	Vertical Change	-.55	5 ft	5	REF		
57143	1.5 to 2.5 feet	Vertical Change	.64	5 ft	5	REF		
2412	1.8 to 26.7 feet	Cross Slope (PAR)	2.0-3.0%	5 ft	125	SF	$120	**$14,940**
2416	33.9 to 38.0 feet	Cross Slope (PAR)	2.0-3.0%	5 ft	21	SF	$120	**$2,460**
2417	43.8 to 55.7 feet	Cross Slope (PAR)	2.0-3.0%	5 ft	60	SF	$120	**$7,140**
2420	58.8 to 73.8 feet	Cross Slope (PAR)	2.0-3.0%	5 ft	75	SF	$120	**$9,000**
2421	99.4 to 106.3 feet	Cross Slope (PAR)	2.0-3.0%	5 ft	35	SF	$120	**$4,140**

TOTAL COST FOR: S *side of* **KADOTA AVE** *Starting at:* **VERDONE ST** **$37,680.00**

Funding Source: TBD **Year to be Completed** TBD

Street Side	Run ID	Survey Street Name	Starting Street Name	End Street Name	Priority
E	1909231321	KENNEDY CT	2127 KENNEDY CT	PALM PKY	60.25

ID	Dist. from Corner	Barrier Type	As-is Measurement/Notes	Sidewalk Width	Qty	Unit	Cost	Total
15937	0.0 to 6.8 feet	Cross Slope (PAR)	3.0-4.0%	5 ft	34	SF	$120	**$4,080**
58872	3.8 to 31.6 feet	Driveway				REF		
40432	7.2 to 8.3 feet	Running Slope	6.0-7.0%	5 ft	6	REF		
15939	10.4 to 18.3 feet	**Cross Slope (Driveway)**	10.0-11.0%	5 ft	40	SF	$40	**$1,580**
15942	18.6 to 28.0 feet	**Cross Slope (Driveway)**	12.0-13.0%	5 ft	47	SF	$40	**$1,880**
15945	32.1 to 55.2 feet	**Cross Slope (Driveway)**	4.0-5.0%	5 ft	116	SF	$40	**$4,620**
58873	53.7 to 81.1 feet	Driveway				REF		
40433	55.9 to 57.7 feet	Running Slope	5.0-6.0%	5 ft	9	REF		
15953	58.8 to 77.0 feet	**Cross Slope (Driveway)**	12.0-13.0%	5 ft	91	SF	$40	**$3,640**
15957	82.1 to 92.3 feet	Cross Slope (PAR)	3.0-4.0%	5 ft	51	SF	$120	**$6,120**
58874	90.0 to 118.7 feet	Driveway				REF		
15961	96.3 to 100.7 feet	**Cross Slope (Driveway)**	10.0-11.0%	5 ft	22	SF	$40	**$880**
15963	100.7 to 115.0 feet	**Cross Slope (Driveway)**	12.0-13.0%	5 ft	72	SF	$40	**$2,860**
54304	104.5 to 105.5 feet	**Vertical Change**	.3	5 ft	5	REF		
15965	118.6 to 171.0 feet	**Cross Slope (Driveway)**	4.0-5.0%	5 ft	262	SF	$40	**$10,480**
58875	168.9 to 196.6 feet	Driveway				REF		
40434	171.9 to 174.0 feet	Running Slope	5.0-6.0%	5 ft	11	REF		
15973	174.4 to 180.5 feet	**Cross Slope (Driveway)**	10.0-11.0%	5 ft	31	SF	$40	**$1,220**
15975	180.9 to 185.7 feet	**Cross Slope (Driveway)**	12.0-13.0%	5 ft	24	SF	$40	**$960**
15977	185.7 to 192.8 feet	**Cross Slope (Driveway)**	10.0-11.0%	5 ft	36	SF	$40	**$1,420**
15979	192.8 to 193.8 feet	**Cross Slope (Driveway)**	8.0-9.0%	5 ft	5	SF	$40	**$200**
15980	196.8 to 205.8 feet	**Cross Slope (Driveway)**	3.0-4.0%	5 ft	45	SF	$40	**$1,800**
15981	205.8 to 208.3 feet	Cross Slope (PAR)	2.0-3.0%	5 ft	13	SF	$120	**$1,500**
58876	205.8 to 234.3 feet	Driveway				REF		
15983	210.6 to 212.8 feet	**Cross Slope (Driveway)**	8.0-9.0%	5 ft	11	SF	$40	**$440**
15985	212.8 to 228.3 feet	**Cross Slope (Driveway)**	10.0-11.0%	5 ft	78	SF	$40	**$3,100**
15990	228.3 to 230.3 feet	**Cross Slope (Driveway)**	8.0-9.0%	5 ft	10	SF	$40	**$400**
15991	232.4 to 236.1 feet	**Cross Slope (Driveway)**	4.0-5.0%	5 ft	19	SF	$40	**$740**
54305	233.1 to 234.1 feet	**Vertical Change**	.3	5 ft	5	REF		

Funding Source: TBD **Year to be Completed** TBD

Street Side	Run ID	Survey Street Name	Starting Street Name	End Street Name	Priority
E	1909231321	KENNEDY CT	2127 KENNEDY CT	PALM PKY	60.25

ID	Dist. from Corner	Barrier Type	As-is Measurement/Notes	Sidewalk Width	Qty	Unit	Cost	Total
15993	238.8 to 264.5 feet	Cross Slope (PAR)	4.0-5.0%	5 ft	129	SF	$120	**$15,420**
58877	262.2 to 290.9 feet	Driveway				REF		
16002	268.0 to 286.6 feet	**Cross Slope (Driveway)**	10.0-11.0%	5 ft	93	SF	$40	**$3,720**
16009	286.6 to 287.7 feet	**Cross Slope (Driveway)**	8.0-9.0%	5 ft	5	SF	$40	**$220**
54306	289.8 to 290.8 feet	**Vertical Change**	.3	5 ft	5	REF		
16010	290.3 to 303.0 feet	**Cross Slope (Driveway)**	3.0-4.0%	5 ft	64	SF	$40	**$2,540**
54307	302.7 to 303.7 feet	**Vertical Change**	.3	5 ft	5	REF		
16012	303.2 to 305.8 feet	Cross Slope (PAR)	5.0-6.0%	5 ft	13	SF	$120	**$1,560**
16013	309.4 to 312.6 feet	Cross Slope (PAR)	6.0-7.0%	5 ft	16	SF	$120	**$1,920**
16014	314.1 to 315.3 feet	Cross Slope (PAR)	5.0-6.0%	5 ft	6	SF	$120	**$720**
56030	314.8 to 315.8 feet	**Vertical Change**	.4	5 ft	5	REF		
16015	315.3 to 318.3 feet	Cross Slope (PAR)	6.0-7.0%	5 ft	15	SF	$120	**$1,800**
16017	318.3 to 319.3 feet	Cross Slope (PAR)	5.0-6.0%	5 ft	5	SF	$120	**$600**
16018	320.2 to 321.8 feet	Cross Slope (PAR)	3.0-4.0%	5 ft	8	SF	$120	**$960**

TOTAL COST FOR: E *side of* **KENNEDY CT** *Starting at:* **2127 KENNEDY CT** **$77,380.00**

Funding Source: TBD **Year to be Completed** TBD

Street Side	Run ID	Survey Street Name	Starting Street Name	End Street Name	Priority
W	1909231315	KENNEDY CT	PALM PKY	2127 KENNEDY CT	70.25

ID	Dist. from Corner	Barrier Type	As-is Measurement/Notes	Sidewalk Width	Qty	Unit	Cost	Total
16019	2.2 to 24.5 feet	Cross Slope (PAR)	2.0-3.0%	5 ft	111	SF	$120	**$13,380**
54308	4.6 to 8.6 feet	Vertical Change	.3	5 ft	20	REF		
58878	21.9 to 50.0 feet	Driveway				REF		
16024	27.7 to 35.9 feet	Cross Slope (Driveway)	8.0-9.0%	5 ft	41	SF	$40	**$1,640**
54310	35.6 to 36.6 feet	Vertical Change	.3	5 ft	5	REF		
16026	35.9 to 45.6 feet	Cross Slope (Driveway)	10.0-11.0%	5 ft	49	SF	$40	**$1,940**
16028	48.7 to 49.7 feet	Cross Slope (Driveway)	3.0-4.0%	5 ft	5	SF	$40	**$200**
16029	49.7 to 59.0 feet	Cross Slope (Driveway)	2.0-3.0%	5 ft	47	SF	$40	**$1,860**
57381	58.0 to 59.0 feet	Vertical Change	1.1	5 ft	5	REF		
16032	59.0 to 61.1 feet	Cross Slope (PAR)	4.0-5.0%	5 ft	11	SF	$120	**$1,260**
16034	61.1 to 73.5 feet	Cross Slope (PAR)	6.0-7.0%	5 ft	62	SF	$120	**$7,440**
56031	67.3 to 68.3 feet	Vertical Change	.4	5 ft	5	REF		
16035	73.5 to 79.8 feet	Cross Slope (PAR)	5.0-6.0%	5 ft	32	SF	$120	**$3,780**
54311	76.8 to 77.8 feet	Vertical Change	.3	5 ft	5	REF		
58879	76.8 to 104.0 feet	Driveway				REF		
16037	82.0 to 86.7 feet	Cross Slope (Driveway)	8.0-9.0%	5 ft	24	SF	$40	**$940**
16039	86.7 to 101.0 feet	Cross Slope (Driveway)	10.0-11.0%	5 ft	72	SF	$40	**$2,860**
54312	103.3 to 104.3 feet	Vertical Change	.3	5 ft	5	REF		
16044	104.5 to 106.2 feet	Cross Slope (Driveway)	3.0-4.0%	5 ft	9	SF	$40	**$340**
16045	107.2 to 115.2 feet	Cross Slope (PAR)	2.0-3.0%	5 ft	40	SF	$120	**$4,800**
58880	113.2 to 142.8 feet	Driveway				REF		
16047	118.7 to 138.3 feet	Cross Slope (Driveway)	9.0-10.0%	5 ft	98	SF	$40	**$3,920**
16051	141.7 to 191.3 feet	Cross Slope (Driveway)	4.0-5.0%	5 ft	248	SF	$40	**$9,920**
56032	150.4 to 151.4 feet	Vertical Change	.4	5 ft	5	REF		
54313	159.2 to 160.2 feet	Vertical Change	.3	5 ft	5	REF		
58881	189.2 to 218.1 feet	Driveway				REF		
54314	189.7 to 190.7 feet	Vertical Change	.3	5 ft	5	REF		
16062	191.5 to 192.5 feet	Cross Slope (Driveway)	6.0-7.0%	5 ft	5	SF	$40	**$200**
40435	192.3 to 193.8 feet	Running Slope	5.0-6.0%	5 ft	8	REF		

Funding Source: TBD **Year to be Completed** TBD

Street Side	Run ID	Survey Street Name	Starting Street Name	End Street Name	Priority
W	1909231315	KENNEDY CT	PALM PKY	2127 KENNEDY CT	70.25

ID	Dist. from Corner	Barrier Type	As-is Measurement/Notes	Sidewalk Width	Qty	Unit	Cost	Total
16063	194.8 to 214.4 feet	Cross Slope (Driveway)	10.0-11.0%	5 ft	98	SF	$40	$3,920
54315	212.9 to 213.9 feet	Vertical Change	.3	5 ft	5	REF		
54316	216.5 to 217.5 feet	Vertical Change	.3	5 ft	5	REF		
16071	217.3 to 226.1 feet	Cross Slope (Driveway)	4.0-5.0%	5 ft	44	SF	$40	$1,760
58882	226.5 to 254.9 feet	Driveway				REF		
16073	232.3 to 251.3 feet	Cross Slope (Driveway)	10.0-11.0%	5 ft	95	SF	$40	$3,800
54317	241.1 to 242.1 feet	Vertical Change	.3	5 ft	5	REF		
54318	253.9 to 254.9 feet	Vertical Change	.3	5 ft	5	REF		
16078	254.7 to 255.8 feet	Cross Slope (Driveway)	3.0-4.0%	5 ft	6	SF	$40	$220
16079	255.8 to 266.9 feet	Cross Slope (PAR)	2.0-3.0%	5 ft	55	SF	$120	$6,660
16081	269.6 to 288.7 feet	Cross Slope (PAR)	4.0-5.0%	5 ft	95	SF	$120	$11,460
57000	284.8 to 285.8 feet	Vertical Change	.6	5 ft	5	REF		
16085	288.7 to 294.3 feet	Cross Slope (PAR)	2.0-3.0%	5 ft	28	SF	$120	$3,360
54319	294.0 to 295.0 feet	Vertical Change	.3	5 ft	5	REF		
58883	294.4 to 322.1 feet	Driveway				REF		
16088	295.1 to 296.2 feet	Cross Slope (Driveway)	4.0-5.0%	5 ft	5	SF	$40	$220
16089	299.3 to 318.0 feet	Cross Slope (Driveway)	11.0-12.0%	5 ft	94	SF	$40	$3,740
54320	317.5 to 318.5 feet	Vertical Change	.3	5 ft	5	REF		
40436	318.9 to 320.3 feet	Running Slope	5.0-6.0%	5 ft	7	REF		
54321	320.8 to 321.8 feet	Vertical Change	.3	5 ft	5	REF		
16096	321.7 to 325.3 feet	Cross Slope (Driveway)	3.0-4.0%	5 ft	18	SF	$40	$720
16097	325.3 to 331.1 feet	Cross Slope (PAR)	2.0-3.0%	5 ft	29	SF	$120	$3,480
58884	328.8 to 357.8 feet	Driveway				REF		
16099	333.9 to 339.6 feet	Cross Slope (Driveway)	10.0-11.0%	5 ft	29	SF	$40	$1,140
16103	339.6 to 354.4 feet	Cross Slope (Driveway)	8.0-9.0%	5 ft	74	SF	$40	$2,960
54322	342.7 to 343.7 feet	Vertical Change	.3	5 ft	5	REF		
16106	356.6 to 357.8 feet	Cross Slope (Driveway)	3.0-4.0%	5 ft	6	SF	$40	$240
16107	357.8 to 359.3 feet	Cross Slope (Driveway)	2.0-3.0%	5 ft	8	SF	$40	$300

TOTAL COST FOR: W *side of* **KENNEDY CT** *Starting at:* **PALM PKY** **$98,460.00**

Funding Source: TBD **Year to be Completed** TBD

Street Side	Run ID	Survey Street Name	Starting Street Name	End Street Name	Priority
SE	51909251329	KINGS AVE	10TH ST	9TH ST	101

ID	Dist. from Corner	Barrier Type	As-is Measurement/Notes	Sidewalk Width	Qty	Unit	Cost	Total
34814	0.3 to 2.5 feet	Cross Slope (PAR)	2.0-3.0%	6 ft	12	SF	$120	**$1,452**
51285	3.4 to 4.4 feet	**Vertical Change**	-.3	6 ft	6	LF	$75	**$413**
34815	8.5 to 14.3 feet	Cross Slope (PAR)	3.0-4.0%	6 ft	32	SF	$120	**$3,828**
34817	15.7 to 16.8 feet	Cross Slope (PAR)	2.0-3.0%	6 ft	6	SF	$120	**$726**
34818	21.9 to 61.0 feet	Cross Slope (PAR)	2.0-3.0%	6 ft	215	SF	$120	**$25,806**
167	41.9 to 42.9 feet	**Protruding Object**		6 ft	6	JOB	$99	**$99**
60080	54.7 to 64.3 feet	Driveway				REF		
55642	83.2 to 84.2 feet	**Vertical Change**	.3	6 ft	6	LF	$75	**$413**
34822	122.0 to 132.9 feet	Cross Slope (PAR)	2.0-3.0%	6 ft	60	SF	$120	**$7,194**
34824	144.3 to 153.8 feet	Cross Slope (PAR)	2.0-3.0%	6 ft	52	SF	$120	**$6,270**
34827	161.9 to 166.9 feet	Cross Slope (PAR)	2.0-3.0%	6 ft	28	SF	$120	**$3,300**
60081	164.3 to 173.8 feet	Driveway				REF		
56854	170.7 to 171.7 feet	**Vertical Change**	.5	6 ft	6	REF		
34828	180.0 to 183.9 feet	Cross Slope (PAR)	2.0-3.0%	6 ft	21	SF	$120	**$2,574**
60082	184.6 to 196.0 feet	Driveway				REF		
34830	188.0 to 193.9 feet	**Cross Slope (Driveway)**	3.0-4.0%	6 ft	32	SF	$40	**$1,298**
34833	194.1 to 196.6 feet	**Cross Slope (Driveway)**	2.0-3.0%	6 ft	14	SF	$40	**$550**
55643	236.6 to 237.6 feet	**Vertical Change**	.3	6 ft	6	LF	$75	**$413**
34834	244.2 to 252.9 feet	Cross Slope (PAR)	2.0-3.0%	6 ft	48	SF	$120	**$5,742**
57210	246.3 to 247.3 feet	**Vertical Change**	.7	6 ft	6	REF		
34837	260.9 to 264.9 feet	Cross Slope (PAR)	2.0-3.0%	6 ft	22	SF	$120	**$2,640**
34838	272.2 to 274.2 feet	Cross Slope (PAR)	2.0-3.0%	6 ft	11	SF	$120	**$1,320**
34839	276.4 to 280.6 feet	Cross Slope (PAR)	2.0-3.0%	6 ft	23	SF	$120	**$2,772**
34840	283.3 to 288.8 feet	Cross Slope (PAR)	2.0-3.0%	6 ft	30	SF	$120	**$3,630**

TOTAL COST FOR: SE *side of* **KINGS AVE** *Starting at:* **10TH ST** **$70,438.50**

Funding Source: TBD **Year to be Completed** TBD

Street Side	Run ID	Survey Street Name	Starting Street Name	End Street Name	Priority
NW	51909251036	KINGS AVE	11TH ST	SIDEWALK ENDS	84

ID	Dist. from Corner	Barrier Type	As-is Measurement/Notes	Sidewalk Width	Qty	Unit	Cost	Total
33169	5.4 to 6.7 feet	Cross Slope (PAR)	2.0-3.0%	6 ft	7	SF	$120	**$858**
55599	10.6 to 11.6 feet	**Vertical Change**	.3	6 ft	6	LF	$75	**$413**
33170	18.3 to 26.4 feet	Cross Slope (PAR)	2.0-3.0%	6 ft	45	SF	$120	**$5,346**
33172	48.8 to 51.7 feet	Cross Slope (PAR)	2.0-3.0%	6 ft	16	SF	$120	**$1,914**
33174	53.0 to 57.7 feet	Cross Slope (PAR)	4.0-5.0%	6 ft	26	SF	$120	**$3,102**
59967	60.8 to 80.6 feet	Driveway				REF		
33177	61.2 to 62.3 feet	**Cross Slope (Driveway)**	2.0-3.0%	6 ft	6	SF	$40	**$242**
33178	65.0 to 66.1 feet	**Cross Slope (Driveway)**	2.0-3.0%	6 ft	6	SF	$40	**$242**
59968	89.8 to 105.3 feet	Driveway				REF		
56845	90.1 to 91.1 feet	**Vertical Change**	.5	6 ft	6	REF		
51219	92.3 to 93.3 feet	**Vertical Change**	-.3	6 ft	6	REF		
33179	139.3 to 141.1 feet	Cross Slope (PAR)	2.0-3.0%	6 ft	10	SF	$120	**$1,188**
59969	140.2 to 150.8 feet	Driveway				REF		

TOTAL COST FOR: NW *side of* **KINGS AVE** *Starting at:* **11TH ST** **$13,304.50**

Funding Source: TBD **Year to be Completed** TBD

Street Side	Run ID	Survey Street Name	Starting Street Name	End Street Name	Priority
NW	51909251044	KINGS AVE	13TH ST	SIDEWALK ENDS	96

ID	Dist. from Corner	Barrier Type	As-is Measurement/Notes	Sidewalk Width	Qty	Unit	Cost	Total
149	14.9 to 15.9 feet	Protruding Object		6 ft	6	JOB	$99	**$99**
33210	25.0 to 26.0 feet	Cross Slope (PAR)	2.0-3.0%	6 ft	6	SF	$120	**$660**
33211	30.3 to 36.7 feet	Cross Slope (PAR)	2.0-3.0%	6 ft	35	SF	$120	**$4,224**
59974	44.5 to 55.1 feet	Driveway				REF		
51221	46.5 to 47.5 feet	Vertical Change	-.3	6 ft	6	REF		
33213	54.3 to 55.7 feet	Cross Slope (Driveway)	2.0-3.0%	6 ft	8	SF	$40	**$308**
33214	60.7 to 61.8 feet	Cross Slope (PAR)	2.0-3.0%	6 ft	6	SF	$120	**$726**
33215	110.1 to 111.3 feet	Cross Slope (PAR)	2.0-3.0%	6 ft	7	SF	$120	**$792**
59975	130.3 to 141.6 feet	Driveway				REF		
33216	139.7 to 144.0 feet	Cross Slope (Driveway)	2.0-3.0%	6 ft	24	SF	$40	**$946**
33217	150.0 to 154.1 feet	Cross Slope (PAR)	2.0-3.0%	6 ft	23	SF	$120	**$2,706**
33219	161.3 to 194.8 feet	Cross Slope (PAR)	2.0-3.0%	6 ft	184	SF	$120	**$22,110**
59976	180.9 to 190.8 feet	Driveway				REF		
33230	225.5 to 238.8 feet	Cross Slope (PAR)	2.0-3.0%	6 ft	73	SF	$120	**$8,778**
59977	230.8 to 252.3 feet	Driveway				REF		
33234	243.3 to 244.8 feet	Cross Slope (Driveway)	2.0-3.0%	6 ft	8	SF	$40	**$330**

TOTAL COST FOR: NW *side of* **KINGS AVE** *Starting at:* **13TH ST** **$41,679.00**

Funding Source: TBD **Year to be Completed** TBD

Street Side	Run ID	Survey Street Name	Starting Street Name	End Street Name	Priority
NW	51909251046	KINGS AVE	13TH ST	SIDEWALK ENDS	118

ID	Dist. from Corner	Barrier Type	As-is Measurement/Notes	Sidewalk Width	Qty	Unit	Cost	Total
59978	0.0 to 2.7 feet	Driveway				REF		
33235	22.3 to 23.9 feet	Cross Slope (PAR)	2.0-3.0%	6 ft	9	SF	$120	**$1,056**
33236	27.2 to 35.9 feet	Cross Slope (PAR)	2.0-3.0%	6 ft	48	SF	$120	**$5,742**
59979	48.3 to 55.8 feet	Driveway				REF		
33237	61.6 to 68.5 feet	Cross Slope (PAR)	2.0-3.0%	6 ft	38	SF	$120	**$4,554**
33239	70.7 to 72.4 feet	Cross Slope (PAR)	2.0-3.0%	6 ft	9	SF	$120	**$1,122**
57598	78.8 to 79.8 feet	Vertical Change	2.9	6 ft	6	SF	$75	**$413**
51223	83.0 to 84.0 feet	Vertical Change	-.3	6 ft	6	LF	$75	**$413**
33240	84.3 to 85.7 feet	Cross Slope (PAR)	2.0-3.0%	6 ft	8	SF	$120	**$924**
33241	88.8 to 104.8 feet	Cross Slope (PAR)	3.0-4.0%	6 ft	88	SF	$120	**$10,560**
57571	92.3 to 93.3 feet	Vertical Change	2.6	6 ft	6	REF		
59980	94.2 to 107.8 feet	Driveway				REF		
47772	95.6 to 96.6 feet	Vertical Change	-.4	6 ft	6	REF		
33244	105.5 to 113.8 feet	Cross Slope (Driveway)	2.0-3.0%	6 ft	46	SF	$40	**$1,826**
57578	105.8 to 106.8 feet	Vertical Change	2.7	6 ft	6	REF		
51224	113.8 to 114.8 feet	Vertical Change	-.3	6 ft	6	REF		
47773	121.7 to 122.7 feet	Vertical Change	-.4	6 ft	6	LF	$75	**$413**
57680	140.2 to 141.2 feet	Vertical Change	3.6	6 ft	6	SF	$75	**$413**
33248	145.6 to 147.8 feet	Cross Slope (PAR)	2.0-3.0%	6 ft	12	SF	$120	**$1,452**
33249	151.1 to 174.0 feet	Cross Slope (PAR)	2.0-3.0%	6 ft	126	SF	$120	**$15,114**
57681	166.8 to 167.8 feet	Vertical Change	3.6	6 ft	6	REF		
59981	170.0 to 184.8 feet	Driveway				REF		
51225	170.6 to 171.6 feet	Vertical Change	-.3	6 ft	6	REF		
57666	174.8 to 175.8 feet	Vertical Change	3.5	6 ft	6	REF		
33256	175.2 to 183.8 feet	Cross Slope (Driveway)	4.0-5.0%	6 ft	47	SF	$40	**$1,892**
57646	180.3 to 181.3 feet	Vertical Change	3.4	6 ft	6	REF		
51226	183.0 to 184.0 feet	Vertical Change	-.3	6 ft	6	REF		
33259	183.8 to 192.5 feet	Cross Slope (Driveway)	2.0-3.0%	6 ft	48	SF	$40	**$1,914**
57613	185.6 to 186.6 feet	Vertical Change	3	6 ft	6	REF		

Funding Source: TBD **Year to be Completed** TBD

Street Side	Run ID	Survey Street Name	Starting Street Name	End Street Name	Priority
NW	51909251046	KINGS AVE	13TH ST	SIDEWALK ENDS	118

ID	Dist. from Corner	Barrier Type	As-is Measurement/Notes	Sidewalk Width	Qty	Unit	Cost	Total
33262	199.3 to 201.8 feet	Cross Slope (PAR)	3.0-4.0%	6 ft	14	SF	$120	**$1,650**
33264	204.3 to 207.0 feet	Cross Slope (PAR)	3.0-4.0%	6 ft	15	SF	$120	**$1,782**
33265	207.0 to 208.0 feet	Cross Slope (PAR)	2.0-3.0%	6 ft	6	SF	$120	**$660**
55600	210.7 to 211.7 feet	**Vertical Change**	.3	6 ft	6	LF	$75	**$413**
51227	225.6 to 226.6 feet	**Vertical Change**	-.3	6 ft	6	LF	$75	**$413**
59982	232.8 to 243.5 feet	Driveway				REF		
57366	234.6 to 235.6 feet	**Vertical Change**	1	6 ft	6	REF		
51228	242.1 to 243.1 feet	**Vertical Change**	-.3	6 ft	6	REF		

TOTAL COST FOR: NW *side of* **KINGS AVE** *Starting at:* **13TH ST** **$52,723.00**

Funding Source: TBD **Year to be Completed** TBD

Street Side	Run ID	Survey Street Name	Starting Street Name	End Street Name	Priority
NW	51909251530	KINGS AVE	1ST ST	SIDEWALK ENDS	99

ID	Dist. from Corner	Barrier Type	As-is Measurement/Notes	Sidewalk Width	Qty	Unit	Cost	Total
51359	3.2 to 4.2 feet	**Vertical Change**	-.3	6 ft	6	LF	$75	**$413**
36057	12.2 to 25.2 feet	Cross Slope (PAR)	2.0-3.0%	6 ft	72	SF	$120	**$8,580**
55753	40.8 to 41.8 feet	**Vertical Change**	.3	6 ft	6	LF	$75	**$413**
36059	78.3 to 96.7 feet	Cross Slope (PAR)	2.0-3.0%	6 ft	101	SF	$120	**$12,144**
36064	103.6 to 113.0 feet	Cross Slope (PAR)	2.0-3.0%	6 ft	52	SF	$120	**$6,204**
36065	122.1 to 129.8 feet	Cross Slope (PAR)	2.0-3.0%	6 ft	42	SF	$120	**$5,082**
36067	153.2 to 162.5 feet	Cross Slope (PAR)	2.0-3.0%	6 ft	51	SF	$120	**$6,138**
36069	167.3 to 184.6 feet	Cross Slope (PAR)	6.0-7.0%	6 ft	95	SF	$120	**$11,418**
47816	181.8 to 182.8 feet	**Vertical Change**	-.4	6 ft	6	REF		
36073	185.8 to 194.2 feet	Cross Slope (PAR)	5.0-6.0%	6 ft	46	SF	$120	**$5,544**
36076	194.9 to 196.3 feet	Cross Slope (PAR)	3.0-4.0%	6 ft	8	SF	$120	**$924**

TOTAL COST FOR: NW *side of* **KINGS AVE** *Starting at:* **1ST ST** **$56,859.00**

Funding Source: TBD **Year to be Completed** TBD

Street Side	Run ID	Survey Street Name	Starting Street Name	End Street Name	Priority
SE	51909241529	KINGS AVE	1ST ST	FRONT ST	98.25

ID	Dist. from Corner	Barrier Type	As-is Measurement/Notes	Sidewalk Width	Qty	Unit	Cost	Total
32727	0.0 to 2.6 feet	Cross Slope (PAR)	2.0-3.0%	15 ft	39	SF	$120	**$4,680**
40997	0.0 to 1.3 feet	Running Slope	5.0-6.0%	15 ft	20	REF		
32728	13.8 to 14.9 feet	Cross Slope (PAR)	2.0-3.0%	15 ft	17	SF	$120	**$1,980**
59939	25.3 to 58.4 feet	Driveway				REF		
32729	61.3 to 62.3 feet	Cross Slope (PAR)	2.0-3.0%	15 ft	15	SF	$120	**$1,800**
32730	68.9 to 70.3 feet	Cross Slope (PAR)	2.0-3.0%	15 ft	21	SF	$120	**$2,520**
32731	79.6 to 81.3 feet	Cross Slope (PAR)	2.0-3.0%	15 ft	26	SF	$120	**$3,060**
32732	92.8 to 101.3 feet	Cross Slope (PAR)	2.0-3.0%	15 ft	128	SF	$120	**$15,300**
32735	118.2 to 124.2 feet	Cross Slope (PAR)	2.0-3.0%	15 ft	90	SF	$120	**$10,800**
59940	134.8 to 164.3 feet	Driveway				REF		
139	167.3 to 168.3 feet	**Protruding Object**		15 ft	15	JOB	$99	**$99**
55566	180.8 to 181.8 feet	**Vertical Change**	.3	15 ft	15	LF	$75	**$1,125**
59941	187.8 to 213.5 feet	Driveway				REF		
32737	194.0 to 195.4 feet	**Cross Slope (Driveway)**	5.0-6.0%	15 ft	21	SF	$40	**$840**
32738	195.4 to 205.3 feet	**Cross Slope (Driveway)**	6.0-7.0%	15 ft	149	SF	$40	**$5,940**
32741	205.3 to 214.3 feet	**Cross Slope (Driveway)**	5.0-6.0%	15 ft	135	SF	$40	**$5,400**
32743	217.3 to 224.0 feet	Cross Slope (PAR)	2.0-3.0%	15 ft	101	SF	$120	**$12,060**
32747	247.1 to 252.4 feet	Cross Slope (PAR)	2.0-3.0%	15 ft	80	SF	$120	**$9,540**
32748	277.6 to 284.6 feet	Cross Slope (PAR)	2.0-3.0%	15 ft	105	SF	$120	**$12,600**
32749	293.0 to 298.5 feet	Cross Slope (PAR)	2.0-3.0%	15 ft	83	SF	$120	**$9,900**
41388	296.8 to 297.8 feet	**Vertical Change**	-1.3	15 ft	15	REF		
40998	296.8 to 297.9 feet	Running Slope	6.0-7.0%	15 ft	16	REF		

TOTAL COST FOR: SE *side of* **KINGS AVE** *Starting at:* **1ST ST** **$97,644.00**

Funding Source: TBD **Year to be Completed** TBD

Street Side	Run ID	Survey Street Name	Starting Street Name	End Street Name	Priority
NW	51909251532	KINGS AVE	2ND ST	3RD ST	91.25

ID	Dist. from Corner	Barrier Type	As-is Measurement/Notes	Sidewalk Width	Qty	Unit	Cost	Total
36077	81.8 to 106.6 feet	Cross Slope (PAR)	2.0-3.0%	6 ft	136	SF	$120	**$16,368**
55754	83.0 to 84.0 feet	**Vertical Change**	.3	6 ft	6	REF		
55755	96.9 to 97.9 feet	**Vertical Change**	.3	6 ft	6	REF		
36085	110.7 to 137.8 feet	Cross Slope (PAR)	2.0-3.0%	6 ft	149	SF	$120	**$17,886**
36092	139.9 to 142.3 feet	Cross Slope (PAR)	3.0-4.0%	6 ft	13	SF	$120	**$1,584**
36093	142.8 to 147.1 feet	Cross Slope (PAR)	2.0-3.0%	6 ft	24	SF	$120	**$2,838**
36094	148.9 to 160.0 feet	Cross Slope (PAR)	4.0-5.0%	6 ft	61	SF	$120	**$7,326**
36097	160.0 to 164.3 feet	Cross Slope (PAR)	2.0-3.0%	6 ft	24	SF	$120	**$2,838**
60155	164.3 to 193.3 feet	Driveway				REF		
51360	164.8 to 165.8 feet	**Vertical Change**	-.3	6 ft	6	REF		
36098	190.4 to 199.8 feet	**Cross Slope (Driveway)**	2.0-3.0%	6 ft	52	SF	$40	**$2,068**
36100	201.9 to 203.2 feet	Cross Slope (PAR)	3.0-4.0%	6 ft	7	SF	$120	**$858**
51361	203.2 to 204.2 feet	**Vertical Change**	-.3	6 ft	6	REF		
36101	203.2 to 204.9 feet	Cross Slope (PAR)	2.0-3.0%	6 ft	9	SF	$120	**$1,122**
36102	207.0 to 219.6 feet	Cross Slope (PAR)	2.0-3.0%	6 ft	69	SF	$120	**$8,316**
36104	220.3 to 251.1 feet	Cross Slope (PAR)	4.0-5.0%	6 ft	169	SF	$120	**$20,328**
36110	252.5 to 254.4 feet	Cross Slope (PAR)	2.0-3.0%	6 ft	10	SF	$120	**$1,254**
47817	253.9 to 254.9 feet	**Vertical Change**	-.4	6 ft	6	REF		
36111	257.4 to 268.5 feet	Cross Slope (PAR)	2.0-3.0%	6 ft	61	SF	$120	**$7,326**
60156	269.1 to 288.1 feet	Driveway				REF		
36113	289.8 to 300.3 feet	Cross Slope (PAR)	2.0-3.0%	6 ft	58	SF	$120	**$6,930**
55756	297.3 to 298.3 feet	**Vertical Change**	.3	6 ft	6	REF		
41074	298.5 to 299.8 feet	Running Slope	5.0-6.0%	6 ft	7	REF		

TOTAL COST FOR: NW *side of* **KINGS AVE** *Starting at:* **2ND ST** **$97,042.00**

Funding Source: TBD **Year to be Completed** TBD

Street Side	Run ID	Survey Street Name	Starting Street Name	End Street Name	Priority
SE	51909251524	KINGS AVE	2ND ST	1ST ST	83

ID	Dist. from Corner	Barrier Type	As-is Measurement/Notes	Sidewalk Width	Qty	Unit	Cost	Total
55746	6.9 to 7.9 feet	Vertical Change	.3	6 ft	6	LF	$75	$413
51352	20.4 to 21.4 feet	Vertical Change	-.3	6 ft	6	LF	$75	$413
35964	31.9 to 34.3 feet	Cross Slope (PAR)	2.0-3.0%	6 ft	13	SF	$120	$1,584
35965	37.3 to 39.0 feet	Cross Slope (PAR)	2.0-3.0%	6 ft	9	SF	$120	$1,122
35966	39.9 to 46.5 feet	Cross Slope (PAR)	4.0-5.0%	6 ft	36	SF	$120	$4,356
35970	50.0 to 52.6 feet	Cross Slope (PAR)	4.0-5.0%	6 ft	14	SF	$120	$1,716
35972	57.8 to 58.8 feet	Cross Slope (PAR)	3.0-4.0%	6 ft	6	SF	$120	$660
35973	59.8 to 65.8 feet	Cross Slope (PAR)	2.0-3.0%	6 ft	33	SF	$120	$3,960
35976	74.9 to 76.3 feet	Cross Slope (PAR)	2.0-3.0%	6 ft	8	SF	$120	$924
51353	90.8 to 91.8 feet	Vertical Change	-.3	6 ft	6	LF	$75	$413
35977	101.3 to 110.4 feet	Cross Slope (PAR)	2.0-3.0%	6 ft	50	SF	$120	$6,006
35980	112.7 to 115.4 feet	Cross Slope (PAR)	2.0-3.0%	6 ft	15	SF	$120	$1,782
35981	121.5 to 125.2 feet	Cross Slope (PAR)	3.0-4.0%	6 ft	20	SF	$120	$2,442
35983	133.9 to 134.9 feet	Cross Slope (PAR)	2.0-3.0%	6 ft	6	SF	$120	$660
51354	135.6 to 139.0 feet	Vertical Change	-.3	6 ft	19	LF	$75	$1,403
35984	137.3 to 140.6 feet	Cross Slope (PAR)	2.0-3.0%	6 ft	18	SF	$120	$2,178
35986	144.0 to 154.3 feet	Cross Slope (PAR)	2.0-3.0%	6 ft	57	SF	$120	$6,798
35990	156.8 to 157.8 feet	Cross Slope (PAR)	4.0-5.0%	6 ft	6	SF	$120	$660
178	160.2 to 161.2 feet	Continuous Width		6 ft	6	SF	$120	$660
55747	160.6 to 161.6 feet	Vertical Change	.3	6 ft	6	REF		
35991	160.6 to 161.6 feet	Cross Slope (PAR)	2.0-3.0%	6 ft	6	SF	$120	$660
55748	195.6 to 196.6 feet	Vertical Change	.3	6 ft	6	LF	$75	$413
35992	206.1 to 212.0 feet	Cross Slope (PAR)	3.0-4.0%	6 ft	32	SF	$120	$3,894
179	208.0 to 209.0 feet	Protruding Object		6 ft	6	JOB	$99	$99
35995	213.4 to 217.6 feet	Cross Slope (PAR)	2.0-3.0%	6 ft	23	SF	$120	$2,772
47814	231.2 to 232.2 feet	Vertical Change	-.4	6 ft	6	LF	$75	$413
35997	236.2 to 243.3 feet	Cross Slope (PAR)	2.0-3.0%	6 ft	39	SF	$120	$4,686
36000	259.8 to 262.6 feet	Cross Slope (PAR)	2.0-3.0%	6 ft	15	SF	$120	$1,848

Funding Source: TBD **Year to be Completed** TBD

Street Side	Run ID	Survey Street Name	Starting Street Name	End Street Name	Priority
SE	51909251524	KINGS AVE	2ND ST	1ST ST	83

ID	Dist. from Corner	Barrier Type	As-is Measurement/Notes	Sidewalk Width	Qty	Unit	Cost	Total
55749	265.6 to 266.6 feet	Vertical Change	.3	6 ft	6	LF	$75	**$413**
36002	284.2 to 293.0 feet	Cross Slope (PAR)	2.0-3.0%	6 ft	48	SF	$120	**$5,808**

TOTAL COST FOR: SE *side of* **KINGS AVE** *Starting at:* **2ND ST** **$59,152.50**

Funding Source: TBD **Year to be Completed** TBD

Street Side	Run ID	Survey Street Name	Starting Street Name	End Street Name	Priority
NW	51909251014	KINGS AVE	3RD ST	4TH ST	138.75

ID	Dist. from Corner	Barrier Type	As-is Measurement/Notes	Sidewalk Width	Qty	Unit	Cost	Total
32891	0.7 to 3.6 feet	Cross Slope (PAR)	7.0-8.0%	6 ft	16	SF	$120	**$1,914**
32832	3.5 to 4.8 feet	Cross Slope (PAR)	5.0-6.0%	6 ft	7	SF	$120	**$858**
32833	6.0 to 7.1 feet	Cross Slope (PAR)	3.0-4.0%	6 ft	6	SF	$120	**$726**
32893	6.2 to 12.9 feet	Cross Slope (PAR)	2.0-3.0%	6 ft	37	SF	$120	**$4,422**
32894	7.8 to 11.9 feet	Cross Slope (PAR)	3.0-4.0%	6 ft	23	SF	$120	**$2,706**
32896	13.4 to 20.4 feet	Cross Slope (PAR)	2.0-3.0%	6 ft	38	SF	$120	**$4,620**
32837	20.3 to 25.5 feet	Cross Slope (PAR)	4.0-5.0%	6 ft	29	SF	$120	**$3,432**
32840	25.6 to 27.3 feet	Cross Slope (PAR)	2.0-3.0%	6 ft	9	SF	$120	**$1,122**
32841	35.3 to 48.8 feet	Cross Slope (PAR)	2.0-3.0%	6 ft	74	SF	$120	**$8,910**
32902	37.0 to 48.6 feet	Cross Slope (PAR)	2.0-3.0%	6 ft	64	SF	$120	**$7,656**
57644	46.6 to 47.6 feet	**Vertical Change**	3.4	6 ft	6	REF		
32843	50.8 to 56.1 feet	Cross Slope (PAR)	2.0-3.0%	6 ft	29	SF	$120	**$3,498**
55574	57.9 to 60.6 feet	**Vertical Change**	.3	6 ft	15	LF	$75	**$1,114**
41011	57.9 to 59.3 feet	Running Slope	5.0-6.0%	6 ft	8	SF	$120	**$924**
32907	61.2 to 62.2 feet	Cross Slope (PAR)	8.0-9.0%	6 ft	6	SF	$120	**$660**
42352	61.8 to 63.3 feet	**Vertical Change**	-.7	6 ft	8	REF		
32908	66.8 to 73.7 feet	Cross Slope (PAR)	2.0-3.0%	6 ft	38	SF	$120	**$4,554**
55570	69.3 to 70.3 feet	**Vertical Change**	.3	6 ft	6	REF		
32847	70.8 to 74.0 feet	Cross Slope (PAR)	3.0-4.0%	6 ft	18	SF	$120	**$2,112**
32849	74.2 to 78.9 feet	Cross Slope (PAR)	2.0-3.0%	6 ft	26	SF	$120	**$3,102**
32911	74.8 to 76.2 feet	Cross Slope (PAR)	2.0-3.0%	6 ft	8	SF	$120	**$924**
56473	75.9 to 76.9 feet	**Vertical Change**	.4	6 ft	6	REF		
32912	79.3 to 84.4 feet	Cross Slope (PAR)	3.0-4.0%	6 ft	28	SF	$120	**$3,366**
32913	81.3 to 82.9 feet	Cross Slope (PAR)	2.0-3.0%	6 ft	9	SF	$120	**$1,056**
57660	83.8 to 92.8 feet	**Vertical Change**	3.5	6 ft	50	SF	$75	**$3,713**
32851	96.8 to 98.9 feet	Cross Slope (PAR)	3.0-4.0%	6 ft	12	SF	$120	**$1,386**
57675	97.1 to 98.1 feet	**Vertical Change**	3.6	6 ft	6	REF		
57597	99.8 to 100.8 feet	**Vertical Change**	2.9	6 ft	6	SF	$75	**$413**

Funding Source: TBD **Year to be Completed** TBD

Street Side	Run ID	Survey Street Name	Starting Street Name	End Street Name	Priority
NW	51909251014	KINGS AVE	3RD ST	4TH ST	138.75

ID	Dist. from Corner	Barrier Type	As-is Measurement/Notes	Sidewalk Width	Qty	Unit	Cost	Total
57676	102.4 to 103.4 feet	Vertical Change	3.6	6 ft	6	REF		
32852	102.8 to 107.3 feet	Cross Slope (PAR)	3.0-4.0%	6 ft	25	SF	$120	$2,970
55571	103.7 to 104.7 feet	Vertical Change	.3	6 ft	6	REF		
57619	105.1 to 106.1 feet	Vertical Change	3.1	6 ft	6	REF		
32917	105.5 to 110.4 feet	Cross Slope (PAR)	5.0-6.0%	6 ft	27	SF	$120	$3,234
57662	107.8 to 108.8 feet	Vertical Change	3.5	6 ft	6	REF		
32856	110.4 to 111.4 feet	Cross Slope (PAR)	3.0-4.0%	6 ft	6	SF	$120	$660
59946	112.8 to 143.5 feet	Driveway				REF		
32857	113.3 to 116.8 feet	Cross Slope (Driveway)	2.0-3.0%	6 ft	19	SF	$40	$770
59947	113.3 to 143.8 feet	Driveway				REF		
32859	129.2 to 133.3 feet	Cross Slope (Driveway)	2.0-3.0%	6 ft	23	SF	$40	$902
32921	153.2 to 157.1 feet	Cross Slope (PAR)	2.0-3.0%	6 ft	21	SF	$120	$2,574
55575	155.8 to 156.8 feet	Vertical Change	.3	6 ft	6	REF		
32861	163.8 to 173.1 feet	Cross Slope (PAR)	2.0-3.0%	6 ft	51	SF	$120	$6,138
32923	165.5 to 170.7 feet	Cross Slope (PAR)	2.0-3.0%	6 ft	29	SF	$120	$3,432
32863	175.1 to 178.1 feet	Cross Slope (PAR)	2.0-3.0%	6 ft	17	SF	$120	$1,980
55572	179.5 to 180.5 feet	Vertical Change	.3	6 ft	6	REF		
32864	180.3 to 189.9 feet	Cross Slope (PAR)	2.0-3.0%	6 ft	53	SF	$120	$6,336
32866	184.8 to 193.5 feet	Cross Slope (PAR)	2.0-3.0%	6 ft	48	SF	$120	$5,742
32869	191.3 to 197.3 feet	Cross Slope (PAR)	2.0-3.0%	6 ft	33	SF	$120	$3,960
32929	193.6 to 215.1 feet	Cross Slope (PAR)	2.0-3.0%	6 ft	118	SF	$120	$14,190
32930	199.8 to 209.5 feet	Cross Slope (PAR)	2.0-3.0%	6 ft	53	SF	$120	$6,402
32934	214.1 to 228.9 feet	Cross Slope (PAR)	2.0-3.0%	6 ft	81	SF	$120	$9,768
32873	225.1 to 226.3 feet	Cross Slope (PAR)	3.0-4.0%	6 ft	7	SF	$120	$792
141	225.1 to 226.1 feet	Protruding Object		6 ft	6	JOB	$99	$99
32874	227.6 to 236.9 feet	Cross Slope (PAR)	2.0-3.0%	6 ft	51	SF	$120	$6,138
32938	229.6 to 241.1 feet	Cross Slope (PAR)	2.0-3.0%	6 ft	63	SF	$120	$7,590
45408	244.0 to 245.0 feet	Vertical Change	-.5	6 ft	6	SF	$75	$413

Funding Source: TBD **Year to be Completed** TBD

Street Side	Run ID	Survey Street Name	Starting Street Name	End Street Name	Priority
NW	51909251014	KINGS AVE	3RD ST	4TH ST	138.75

ID	Dist. from Corner	Barrier Type	As-is Measurement/Notes	Sidewalk Width	Qty	Unit	Cost	Total
32943	246.5 to 251.3 feet	Cross Slope (PAR)	2.0-3.0%	6 ft	26	SF	$120	**$3,168**
57633	246.7 to 247.7 feet	**Vertical Change**	3.3	6 ft	6	REF		
55573	250.7 to 251.7 feet	**Vertical Change**	.3	6 ft	6	REF		
57645	252.0 to 255.7 feet	**Vertical Change**	3.4	6 ft	20	REF		
32878	252.6 to 269.1 feet	Cross Slope (PAR)	4.0-5.0%	6 ft	91	SF	$120	**$10,890**
55576	271.1 to 272.1 feet	**Vertical Change**	.3	6 ft	6	LF	$75	**$413**
57663	273.3 to 274.3 feet	**Vertical Change**	3.5	6 ft	6	SF	$75	**$413**
32886	274.8 to 290.4 feet	Cross Slope (PAR)	2.0-3.0%	6 ft	86	SF	$120	**$10,296**
57664	281.3 to 282.3 feet	**Vertical Change**	3.5	6 ft	6	REF		
143	289.1 to 290.1 feet	**Protruding Object**		6 ft	6	JOB	$99	**$99**
57678	289.3 to 293.0 feet	**Vertical Change**	3.6	6 ft	20	REF		
142	294.0 to 295.0 feet	**Protruding Object**		6 ft	6	JOB	$99	**$99**
57208	295.7 to 296.7 feet	**Vertical Change**	.7	6 ft	6	SF	$75	**$413**
47764	295.9 to 296.9 feet	**Vertical Change**	-.4	6 ft	6	LF	$75	**$413**

TOTAL COST FOR: NW *side of* **KINGS AVE** *Starting at:* **3RD ST** **$173,478.25**

Funding Source: TBD **Year to be Completed** TBD

Street Side	Run ID	Survey Street Name	Starting Street Name	End Street Name	Priority
NW	51909251019	KINGS AVE	4TH ST	5TH ST	90.25

ID	Dist. from Corner	Barrier Type	As-is Measurement/Notes	Sidewalk Width	Qty	Unit	Cost	Total
32950	1.3 to 14.6 feet	Cross Slope (PAR)	3.0-4.0%	6 ft	73	SF	$120	**$8,778**
32955	16.5 to 19.9 feet	Cross Slope (PAR)	2.0-3.0%	6 ft	19	SF	$120	**$2,244**
32956	23.3 to 28.8 feet	Cross Slope (PAR)	2.0-3.0%	6 ft	30	SF	$120	**$3,630**
32957	31.0 to 34.2 feet	Cross Slope (PAR)	2.0-3.0%	6 ft	18	SF	$120	**$2,112**
32959	34.5 to 36.0 feet	Cross Slope (PAR)	4.0-5.0%	6 ft	8	SF	$120	**$990**
32960	39.9 to 61.9 feet	Cross Slope (PAR)	2.0-3.0%	6 ft	121	SF	$120	**$14,520**
59948	48.4 to 58.0 feet	Driveway				REF		
55577	96.3 to 97.3 feet	**Vertical Change**	.3	6 ft	6	LF	$75	**$413**
59949	100.6 to 110.2 feet	Driveway				REF		
56840	139.8 to 140.8 feet	**Vertical Change**	.5	6 ft	6	SF	$75	**$413**
59950	147.3 to 158.8 feet	Driveway				REF		
32967	152.5 to 155.4 feet	**Cross Slope (Driveway)**	2.0-3.0%	6 ft	16	SF	$40	**$638**
32968	159.6 to 160.8 feet	Cross Slope (PAR)	3.0-4.0%	6 ft	7	SF	$120	**$792**
32969	163.5 to 167.7 feet	Cross Slope (PAR)	4.0-5.0%	6 ft	23	SF	$120	**$2,772**
32971	170.9 to 178.2 feet	Cross Slope (PAR)	2.0-3.0%	6 ft	40	SF	$120	**$4,818**
32974	180.3 to 184.7 feet	Cross Slope (PAR)	2.0-3.0%	6 ft	24	SF	$120	**$2,904**
59951	194.5 to 206.9 feet	Driveway				REF		
57570	219.8 to 220.8 feet	**Vertical Change**	2.6	6 ft	6	SF	$75	**$413**
32977	225.6 to 226.6 feet	Cross Slope (PAR)	2.0-3.0%	6 ft	6	SF	$120	**$660**
32978	229.3 to 238.4 feet	Cross Slope (PAR)	2.0-3.0%	6 ft	50	SF	$120	**$6,006**
32981	251.8 to 256.2 feet	Cross Slope (PAR)	2.0-3.0%	6 ft	24	SF	$120	**$2,904**
32983	258.3 to 260.8 feet	Cross Slope (PAR)	3.0-4.0%	6 ft	14	SF	$120	**$1,650**
32985	262.8 to 266.0 feet	Cross Slope (PAR)	2.0-3.0%	6 ft	18	SF	$120	**$2,112**
32987	268.3 to 270.4 feet	Cross Slope (PAR)	2.0-3.0%	6 ft	12	SF	$120	**$1,386**
32988	279.3 to 282.0 feet	Cross Slope (PAR)	2.0-3.0%	6 ft	15	SF	$120	**$1,782**
32990	287.6 to 290.8 feet	Cross Slope (PAR)	2.0-3.0%	6 ft	18	SF	$120	**$2,112**
41012	290.7 to 291.9 feet	Running Slope	6.0-7.0%	6 ft	7	REF		

TOTAL COST FOR: NW *side of* **KINGS AVE** *Starting at:* **4TH ST** **$64,047.50**

Funding Source: TBD **Year to be Completed** TBD

Street Side	Run ID	Survey Street Name	Starting Street Name	End Street Name	Priority
SE	51909251515	KINGS AVE	4TH ST	3RD ST	86

ID	Dist. from Corner	Barrier Type	As-is Measurement/Notes	Sidewalk Width	Qty	Unit	Cost	Total
35849	1.2 to 6.6 feet	Cross Slope (PAR)	2.0-3.0%	10 ft	54	SF	$120	**$6,480**
51346	1.7 to 2.7 feet	**Vertical Change**	-.3	10 ft	10	REF		
60147	2.7 to 24.6 feet	Driveway				REF		
35850	12.3 to 15.8 feet	**Cross Slope (Driveway)**	2.0-3.0%	10 ft	35	SF	$40	**$1,400**
35851	18.4 to 36.5 feet	**Cross Slope (Driveway)**	2.0-3.0%	10 ft	181	SF	$40	**$7,240**
35855	36.5 to 40.7 feet	Cross Slope (PAR)	4.0-5.0%	10 ft	42	SF	$120	**$5,040**
35857	43.8 to 44.9 feet	Cross Slope (PAR)	3.0-4.0%	10 ft	11	SF	$120	**$1,320**
35858	44.9 to 53.2 feet	Cross Slope (PAR)	2.0-3.0%	10 ft	83	SF	$120	**$9,960**
35862	56.0 to 60.4 feet	Cross Slope (PAR)	3.0-4.0%	10 ft	44	SF	$120	**$5,280**
35864	61.1 to 67.1 feet	Cross Slope (PAR)	2.0-3.0%	10 ft	60	SF	$120	**$7,200**
35865	77.3 to 137.8 feet	Cross Slope (PAR)	2.0-3.0%	10 ft	605	SF	$120	**$72,600**
35877	140.5 to 156.4 feet	Cross Slope (PAR)	2.0-3.0%	10 ft	159	SF	$120	**$19,080**
35881	164.3 to 170.8 feet	Cross Slope (PAR)	2.0-3.0%	10 ft	65	SF	$120	**$7,800**
35882	174.5 to 188.3 feet	Cross Slope (PAR)	2.0-3.0%	10 ft	138	SF	$120	**$16,560**
51347	194.7 to 195.7 feet	**Vertical Change**	-.3	10 ft	10	REF		
35885	195.4 to 199.8 feet	Cross Slope (PAR)	2.0-3.0%	10 ft	44	SF	$120	**$5,280**
35887	203.4 to 212.7 feet	Cross Slope (PAR)	2.0-3.0%	10 ft	93	SF	$120	**$11,160**
35889	232.8 to 235.9 feet	Cross Slope (PAR)	2.0-3.0%	10 ft	31	SF	$120	**$3,720**
55743	254.1 to 255.1 feet	**Vertical Change**	.3	10 ft	10	LF	$75	**$750**
55744	284.3 to 285.3 feet	**Vertical Change**	.3	10 ft	10	LF	$75	**$750**

TOTAL COST FOR: SE *side of* **KINGS AVE** *Starting at:* **4TH ST** **$181,620.00**

Funding Source: TBD **Year to be Completed** TBD

Street Side	Run ID	Survey Street Name	Starting Street Name	End Street Name	Priority
NW	51909251021	KINGS AVE	5TH ST	6TH ST	88

ID	Dist. from Corner	Barrier Type	As-is Measurement/Notes	Sidewalk Width	Qty	Unit	Cost	Total
32991	0.0 to 18.5 feet	Cross Slope (PAR)	2.0-3.0%	6 ft	102	SF	$120	**$12,210**
55578	17.2 to 18.2 feet	**Vertical Change**	.3	6 ft	6	REF		
32998	20.9 to 33.2 feet	Cross Slope (PAR)	2.0-3.0%	6 ft	68	SF	$120	**$8,118**
33003	36.3 to 42.3 feet	Cross Slope (PAR)	2.0-3.0%	6 ft	33	SF	$120	**$3,960**
33005	47.0 to 61.9 feet	Cross Slope (PAR)	2.0-3.0%	6 ft	82	SF	$120	**$9,834**
59952	56.8 to 84.3 feet	Driveway				REF		
33010	68.8 to 70.5 feet	**Cross Slope (Driveway)**	2.0-3.0%	6 ft	9	SF	$40	**$374**
33011	87.5 to 89.8 feet	Cross Slope (PAR)	2.0-3.0%	6 ft	13	SF	$120	**$1,518**
59953	96.8 to 116.0 feet	Driveway				REF		
33012	105.6 to 116.0 feet	**Cross Slope (Driveway)**	2.0-3.0%	6 ft	57	SF	$40	**$2,288**
33014	120.3 to 146.0 feet	Cross Slope (PAR)	2.0-3.0%	6 ft	141	SF	$120	**$16,962**
33025	157.6 to 164.7 feet	Cross Slope (PAR)	2.0-3.0%	6 ft	39	SF	$120	**$4,686**
59954	179.8 to 191.3 feet	Driveway				REF		
51210	180.7 to 181.7 feet	**Vertical Change**	-.3	6 ft	6	REF		
33027	181.5 to 194.4 feet	**Cross Slope (Driveway)**	2.0-3.0%	6 ft	71	SF	$40	**$2,838**
33033	197.3 to 199.7 feet	Cross Slope (PAR)	2.0-3.0%	6 ft	13	SF	$120	**$1,584**
33034	208.3 to 214.5 feet	Cross Slope (PAR)	2.0-3.0%	6 ft	34	SF	$120	**$4,092**
33037	230.7 to 235.4 feet	Cross Slope (PAR)	2.0-3.0%	6 ft	26	SF	$120	**$3,102**
33039	244.1 to 255.6 feet	Cross Slope (PAR)	2.0-3.0%	6 ft	63	SF	$120	**$7,590**
144	246.3 to 247.3 feet	**Continuous Width**		6 ft	6	SF	$120	**$660**
33044	265.9 to 268.4 feet	Cross Slope (PAR)	2.0-3.0%	6 ft	14	SF	$120	**$1,650**
33045	270.7 to 274.5 feet	Cross Slope (PAR)	2.0-3.0%	6 ft	21	SF	$120	**$2,508**
33046	278.6 to 287.3 feet	Cross Slope (PAR)	2.0-3.0%	6 ft	48	SF	$120	**$5,742**

TOTAL COST FOR: NW *side of* **KINGS AVE** *Starting at:* **5TH ST** **$89,716.00**

Funding Source: TBD **Year to be Completed** TBD

Street Side	Run ID	Survey Street Name	Starting Street Name	End Street Name	Priority
SE	51909251501	KINGS AVE	5TH ST	SIDEWALK ENDS	111

ID	Dist. from Corner	Barrier Type	As-is Measurement/Notes	Sidewalk Width	Qty	Unit	Cost	Total
35649	0.0 to 18.9 feet	Cross Slope (PAR)	2.0-3.0%	6 ft	104	SF	$120	**$12,474**
55728	13.9 to 14.9 feet	**Vertical Change**	.3	6 ft	6	REF		
35651	41.9 to 45.8 feet	Cross Slope (PAR)	2.0-3.0%	6 ft	21	SF	$120	**$2,574**
35652	50.2 to 56.3 feet	Cross Slope (PAR)	2.0-3.0%	6 ft	34	SF	$120	**$4,026**
35654	75.3 to 78.9 feet	Cross Slope (PAR)	2.0-3.0%	6 ft	20	SF	$120	**$2,376**
35656	100.8 to 103.1 feet	Cross Slope (PAR)	2.0-3.0%	6 ft	13	SF	$120	**$1,518**
174	103.4 to 104.4 feet	**Continuous Width**		6 ft	6	SF	$120	**$660**
56532	107.7 to 110.5 feet	**Vertical Change**	.4	6 ft	15	REF		
35657	107.7 to 109.8 feet	Cross Slope (PAR)	2.0-3.0%	6 ft	12	SF	$120	**$1,386**
55730	117.8 to 118.8 feet	**Vertical Change**	.3	6 ft	6	LF	$75	**$413**
35659	138.4 to 146.3 feet	Cross Slope (PAR)	2.0-3.0%	6 ft	43	SF	$120	**$5,214**
56869	143.8 to 147.5 feet	**Vertical Change**	.5	6 ft	20	REF		
60134	147.8 to 163.2 feet	Driveway				REF		
35662	155.1 to 172.7 feet	**Cross Slope (Driveway)**	2.0-3.0%	6 ft	97	SF	$40	**$3,872**
57100	155.8 to 156.8 feet	**Vertical Change**	.6	6 ft	6	REF		
55732	165.6 to 168.3 feet	**Vertical Change**	.3	6 ft	15	REF		
55734	170.9 to 171.9 feet	**Vertical Change**	.3	6 ft	6	REF		
55735	182.7 to 186.1 feet	**Vertical Change**	.3	6 ft	19	LF	$75	**$1,403**
35668	184.3 to 186.1 feet	Cross Slope (PAR)	2.0-3.0%	6 ft	10	SF	$120	**$1,188**
57541	190.4 to 191.4 feet	**Vertical Change**	2.1	6 ft	6	SF	$75	**$413**

TOTAL COST FOR: SE *side of* **KINGS AVE** *Starting at:* **5TH ST** **$37,515.50**

Funding Source: TBD **Year to be Completed** TBD

Street Side	Run ID	Survey Street Name	Starting Street Name	End Street Name	Priority
NW	51909251024	KINGS AVE	6TH ST	7TH ST	97.25

ID	Dist. from Corner	Barrier Type	As-is Measurement/Notes	Sidewalk Width	Qty	Unit	Cost	Total
33049	0.0 to 2.6 feet	Cross Slope (PAR)	3.0-4.0%	6 ft	14	SF	$120	**$1,716**
33051	4.0 to 11.6 feet	Cross Slope (PAR)	2.0-3.0%	6 ft	42	SF	$120	**$5,016**
59955	14.1 to 25.1 feet	Driveway				REF		
33054	24.4 to 26.0 feet	**Cross Slope (Driveway)**	2.0-3.0%	6 ft	9	SF	$40	**$352**
51211	26.9 to 27.9 feet	**Vertical Change**	-.3	6 ft	6	LF	$75	**$413**
33055	31.8 to 37.3 feet	Cross Slope (PAR)	3.0-4.0%	6 ft	30	SF	$120	**$3,630**
33058	37.3 to 64.7 feet	Cross Slope (PAR)	2.0-3.0%	6 ft	151	SF	$120	**$18,084**
56841	48.1 to 49.1 feet	**Vertical Change**	.5	6 ft	6	REF		
33069	68.5 to 69.5 feet	Cross Slope (PAR)	2.0-3.0%	6 ft	6	SF	$120	**$660**
33070	74.2 to 77.3 feet	Cross Slope (PAR)	2.0-3.0%	6 ft	17	SF	$120	**$2,046**
33071	81.5 to 89.0 feet	Cross Slope (PAR)	2.0-3.0%	6 ft	41	SF	$120	**$4,950**
33073	94.4 to 96.9 feet	Cross Slope (PAR)	2.0-3.0%	6 ft	14	SF	$120	**$1,650**
59956	96.9 to 119.5 feet	Driveway				REF		
47765	100.3 to 101.3 feet	**Vertical Change**	-.4	6 ft	6	REF		
33074	145.7 to 148.2 feet	Cross Slope (PAR)	2.0-3.0%	6 ft	14	SF	$120	**$1,650**
41570	149.1 to 150.1 feet	**Vertical Change**	-1	6 ft	6	REF		
33075	149.1 to 150.3 feet	Cross Slope (PAR)	4.0-5.0%	6 ft	7	SF	$120	**$792**
33076	160.7 to 164.4 feet	Cross Slope (PAR)	2.0-3.0%	6 ft	20	SF	$120	**$2,442**
55579	169.5 to 170.5 feet	**Vertical Change**	.3	6 ft	6	LF	$75	**$413**
59957	195.6 to 204.8 feet	Driveway				REF		
55580	201.8 to 202.8 feet	**Vertical Change**	.3	6 ft	6	REF		
33077	202.4 to 204.9 feet	**Cross Slope (Driveway)**	2.0-3.0%	6 ft	14	SF	$40	**$550**
55581	205.6 to 206.6 feet	**Vertical Change**	.3	6 ft	6	LF	$75	**$413**
51212	212.1 to 215.3 feet	**Vertical Change**	-.3	6 ft	18	LF	$75	**$1,320**
33078	215.4 to 216.8 feet	Cross Slope (PAR)	2.0-3.0%	6 ft	8	SF	$120	**$924**
33079	219.1 to 223.1 feet	Cross Slope (PAR)	3.0-4.0%	6 ft	22	SF	$120	**$2,640**
51213	219.3 to 220.3 feet	**Vertical Change**	-.3	6 ft	6	REF		
33080	223.6 to 241.2 feet	Cross Slope (PAR)	2.0-3.0%	6 ft	97	SF	$120	**$11,616**

Funding Source: TBD **Year to be Completed** TBD

Street Side	Run ID	Survey Street Name	Starting Street Name	End Street Name	Priority
NW	51909251024	KINGS AVE	6TH ST	7TH ST	97.25

ID	Dist. from Corner	Barrier Type	As-is Measurement/Notes	Sidewalk Width	Qty	Unit	Cost	Total
55582	234.7 to 235.7 feet	Vertical Change	.3	6 ft	6	REF		
55583	244.2 to 245.2 feet	Vertical Change	.3	6 ft	6	LF	$75	**$413**
57474	246.0 to 247.0 feet	Vertical Change	1.5	6 ft	6	SF	$75	**$413**
57085	248.4 to 255.8 feet	Vertical Change	.6	6 ft	41	SF	$75	**$3,053**
55584	256.9 to 257.9 feet	Vertical Change	.3	6 ft	6	LF	$75	**$413**
33085	268.2 to 270.5 feet	Cross Slope (PAR)	2.0-3.0%	6 ft	13	SF	$120	**$1,518**
33086	277.4 to 278.6 feet	Cross Slope (PAR)	2.0-3.0%	6 ft	7	SF	$120	**$792**
33087	295.1 to 296.2 feet	Cross Slope (PAR)	2.0-3.0%	6 ft	6	SF	$120	**$726**
41013	298.3 to 299.4 feet	Running Slope	6.0-7.0%	6 ft	6	SF	$120	**$726**

TOTAL COST FOR: NW *side of* **KINGS AVE** *Starting at:* **6TH ST** **$69,327.50**

Funding Source: TBD **Year to be Completed** TBD

Street Side	Run ID	Survey Street Name	Starting Street Name	End Street Name	Priority
SE	51909251450	KINGS AVE	6TH ST	5TH ST	136

ID	Dist. from Corner	Barrier Type	As-is Measurement/Notes	Sidewalk Width	Qty	Unit	Cost	Total
35494	0.6 to 2.9 feet	Cross Slope (PAR)	3.0-4.0%	6 ft	13	SF	$120	**$1,518**
35495	3.3 to 6.5 feet	Cross Slope (PAR)	2.0-3.0%	6 ft	18	SF	$120	**$2,112**
35496	10.1 to 13.0 feet	Cross Slope (PAR)	2.0-3.0%	6 ft	16	SF	$120	**$1,914**
35497	15.6 to 19.2 feet	Cross Slope (PAR)	2.0-3.0%	6 ft	20	SF	$120	**$2,376**
60127	15.9 to 31.5 feet	Driveway				REF		
35499	23.3 to 30.9 feet	**Cross Slope (Driveway)**	11.0-12.0%	6 ft	42	SF	$40	**$1,672**
35502	33.2 to 34.2 feet	Cross Slope (PAR)	8.0-9.0%	6 ft	6	SF	$120	**$660**
35503	36.7 to 37.8 feet	Cross Slope (PAR)	3.0-4.0%	6 ft	6	SF	$120	**$726**
35504	38.3 to 45.3 feet	Cross Slope (PAR)	2.0-3.0%	6 ft	39	SF	$120	**$4,620**
60128	43.7 to 61.3 feet	Driveway				REF		
35506	49.0 to 59.6 feet	**Cross Slope (Driveway)**	11.0-12.0%	6 ft	58	SF	$40	**$2,332**
35511	64.4 to 66.9 feet	Cross Slope (PAR)	3.0-4.0%	6 ft	14	SF	$120	**$1,650**
35512	66.9 to 94.2 feet	Cross Slope (PAR)	2.0-3.0%	6 ft	150	SF	$120	**$18,018**
47808	80.9 to 81.9 feet	**Vertical Change**	-.4	6 ft	6	REF		
60129	87.6 to 138.0 feet	Driveway				REF		
35520	99.3 to 101.6 feet	**Cross Slope (Driveway)**	2.0-3.0%	6 ft	13	SF	$40	**$506**
35521	106.5 to 108.3 feet	**Cross Slope (Driveway)**	2.0-3.0%	6 ft	10	SF	$40	**$396**
35522	115.3 to 116.3 feet	**Cross Slope (Driveway)**	2.0-3.0%	6 ft	6	SF	$40	**$220**
35523	129.8 to 137.6 feet	**Cross Slope (Driveway)**	4.0-5.0%	6 ft	43	SF	$40	**$1,716**
47809	139.3 to 140.3 feet	**Vertical Change**	-.4	6 ft	6	LF	$75	**$413**
172	142.2 to 143.2 feet	**Protruding Object**		6 ft	6	JOB	$99	**$99**
35525	143.4 to 144.4 feet	Cross Slope (PAR)	3.0-4.0%	6 ft	6	SF	$120	**$660**
35526	144.7 to 182.9 feet	Cross Slope (PAR)	2.0-3.0%	6 ft	210	SF	$120	**$25,212**
55721	150.3 to 151.3 feet	**Vertical Change**	.3	6 ft	6	REF		
51338	152.8 to 153.8 feet	**Vertical Change**	-.3	6 ft	6	REF		
57458	173.2 to 174.2 feet	**Vertical Change**	1.4	6 ft	6	REF		
35535	185.5 to 214.9 feet	Cross Slope (PAR)	2.0-3.0%	6 ft	162	SF	$120	**$19,404**
57276	185.7 to 186.7 feet	**Vertical Change**	.8	6 ft	6	REF		

Funding Source: TBD **Year to be Completed** TBD

Street Side	Run ID	Survey Street Name	Starting Street Name	End Street Name	Priority
SE	51909251450	KINGS AVE	6TH ST	5TH ST	136

ID	Dist. from Corner	Barrier Type	As-is Measurement/Notes	Sidewalk Width	Qty	Unit	Cost	Total
56531	189.8 to 190.8 feet	Vertical Change	.4	6 ft	6	REF		
55722	203.2 to 204.2 feet	Vertical Change	.3	6 ft	6	REF		
173	204.8 to 205.8 feet	Protruding Object		6 ft	6	JOB	$99	**$99**
51339	213.8 to 214.8 feet	Vertical Change	-.3	6 ft	6	REF		
35541	219.4 to 232.6 feet	Cross Slope (PAR)	3.0-4.0%	6 ft	73	SF	$120	**$8,712**
35544	234.0 to 236.8 feet	Cross Slope (PAR)	2.0-3.0%	6 ft	15	SF	$120	**$1,848**
60130	234.3 to 269.3 feet	Driveway				REF		
35546	241.6 to 247.3 feet	Cross Slope (Driveway)	9.0-10.0%	6 ft	31	SF	$40	**$1,254**
35549	247.3 to 253.8 feet	Cross Slope (Driveway)	7.0-8.0%	6 ft	36	SF	$40	**$1,430**
55723	253.8 to 254.8 feet	Vertical Change	.3	6 ft	6	REF		
35551	253.8 to 258.2 feet	Cross Slope (Driveway)	9.0-10.0%	6 ft	24	SF	$40	**$968**
35553	259.8 to 266.7 feet	Cross Slope (Driveway)	7.0-8.0%	6 ft	38	SF	$40	**$1,518**
35555	266.7 to 267.8 feet	Cross Slope (Driveway)	9.0-10.0%	6 ft	6	SF	$40	**$242**
35556	270.8 to 271.9 feet	Cross Slope (PAR)	2.0-3.0%	6 ft	6	SF	$120	**$726**
35557	281.0 to 282.3 feet	Cross Slope (PAR)	2.0-3.0%	6 ft	7	SF	$120	**$858**

TOTAL COST FOR: SE *side of* **KINGS AVE** *Starting at:* **6TH ST** **$103,878.50**

Funding Source: TBD **Year to be Completed** TBD

Street Side	Run ID	Survey Street Name	Starting Street Name	End Street Name	Priority
NW	51909251026	KINGS AVE	7TH ST	8TH ST	117

ID	Dist. from Corner	Barrier Type	As-is Measurement/Notes	Sidewalk Width	Qty	Unit	Cost	Total
57457	12.8 to 13.8 feet	Vertical Change	1.4	6 ft	6	SF	$75	$413
57612	17.6 to 18.6 feet	Vertical Change	3	6 ft	6	SF	$75	$413
33088	29.9 to 31.7 feet	Cross Slope (PAR)	2.0-3.0%	6 ft	10	SF	$120	$1,188
33089	34.9 to 39.9 feet	Cross Slope (PAR)	2.0-3.0%	6 ft	28	SF	$120	$3,300
55585	61.3 to 62.3 feet	Vertical Change	.3	6 ft	6	LF	$75	$413
33091	63.4 to 64.8 feet	Cross Slope (PAR)	2.0-3.0%	6 ft	8	SF	$120	$924
57419	71.2 to 72.2 feet	Vertical Change	1.2	6 ft	6	SF	$75	$413
59958	83.6 to 93.8 feet	Driveway				REF		
33092	90.8 to 95.2 feet	Cross Slope (Driveway)	2.0-3.0%	6 ft	24	SF	$40	$968
33094	97.3 to 99.4 feet	Cross Slope (PAR)	2.0-3.0%	6 ft	12	SF	$120	$1,386
33095	113.9 to 114.9 feet	Cross Slope (PAR)	2.0-3.0%	6 ft	6	SF	$120	$660
59959	115.0 to 142.4 feet	Driveway				REF		
33096	123.3 to 130.3 feet	Cross Slope (Driveway)	2.0-3.0%	6 ft	39	SF	$40	$1,540
33100	137.4 to 146.2 feet	Cross Slope (Driveway)	2.0-3.0%	6 ft	48	SF	$40	$1,936
145	143.9 to 144.9 feet	Protruding Object		6 ft	6	JOB	$99	$99
33104	153.3 to 154.6 feet	Cross Slope (PAR)	2.0-3.0%	6 ft	7	SF	$120	$858
33105	161.3 to 162.8 feet	Cross Slope (PAR)	2.0-3.0%	6 ft	8	SF	$120	$990
33106	167.8 to 173.1 feet	Cross Slope (PAR)	2.0-3.0%	6 ft	29	SF	$120	$3,498
33109	190.7 to 195.3 feet	Cross Slope (PAR)	2.0-3.0%	6 ft	25	SF	$120	$3,036
33110	206.6 to 207.6 feet	Cross Slope (PAR)	2.0-3.0%	6 ft	6	SF	$120	$660
55586	210.2 to 211.2 feet	Vertical Change	.3	6 ft	6	LF	$75	$413
51214	214.6 to 215.6 feet	Vertical Change	-.3	6 ft	6	LF	$75	$413
59960	232.8 to 242.0 feet	Driveway				REF		
33111	240.0 to 242.3 feet	Cross Slope (Driveway)	2.0-3.0%	6 ft	13	SF	$40	$506
51215	254.1 to 255.1 feet	Vertical Change	-.3	6 ft	6	LF	$75	$413
51216	260.8 to 261.8 feet	Vertical Change	-.3	6 ft	6	LF	$75	$413
51217	267.2 to 268.2 feet	Vertical Change	-.3	6 ft	6	LF	$75	$413
33112	293.5 to 296.0 feet	Cross Slope (PAR)	2.0-3.0%	6 ft	14	SF	$120	$1,650

TOTAL COST FOR: NW *side of* **KINGS AVE** *Starting at:* **7TH ST** **$26,911.50**

Funding Source: TBD **Year to be Completed** TBD

Street Side	Run ID	Survey Street Name	Starting Street Name	End Street Name	Priority
SE	51909251444	KINGS AVE	7TH ST	6TH ST	90

ID	Dist. from Corner	Barrier Type	As-is Measurement/Notes	Sidewalk Width	Qty	Unit	Cost	Total
51319	4.8 to 5.8 feet	Vertical Change	-.3	6 ft	6	LF	$75	$413
55707	13.8 to 14.8 feet	Vertical Change	.3	6 ft	6	LF	$75	$413
56529	41.1 to 42.1 feet	Vertical Change	.4	6 ft	6	LF	$75	$413
35372	44.1 to 50.3 feet	Cross Slope (PAR)	3.0-4.0%	6 ft	34	SF	$120	$4,092
55708	46.3 to 47.3 feet	Vertical Change	.3	6 ft	6	REF		
35373	51.1 to 62.7 feet	Cross Slope (PAR)	2.0-3.0%	6 ft	64	SF	$120	$7,656
55709	56.6 to 57.6 feet	Vertical Change	.3	6 ft	6	REF		
51320	66.8 to 67.8 feet	Vertical Change	-.3	6 ft	6	LF	$75	$413
35377	69.8 to 93.3 feet	Cross Slope (PAR)	2.0-3.0%	6 ft	129	SF	$120	$15,510
51321	72.0 to 73.0 feet	Vertical Change	-.3	6 ft	6	REF		
55710	82.3 to 83.3 feet	Vertical Change	.3	6 ft	6	REF		
56530	87.5 to 88.5 feet	Vertical Change	.4	6 ft	6	REF		
35382	100.3 to 105.2 feet	Cross Slope (PAR)	2.0-3.0%	6 ft	27	SF	$120	$3,234
51322	102.9 to 103.9 feet	Vertical Change	-.3	6 ft	6	REF		
55711	108.0 to 109.0 feet	Vertical Change	.3	6 ft	6	LF	$75	$413
35383	109.1 to 112.6 feet	Cross Slope (PAR)	2.0-3.0%	6 ft	19	SF	$120	$2,310
35384	117.4 to 124.8 feet	Cross Slope (PAR)	2.0-3.0%	6 ft	41	SF	$120	$4,884
51323	122.9 to 123.9 feet	Vertical Change	-.3	6 ft	6	REF		
51324	127.8 to 128.8 feet	Vertical Change	-.3	6 ft	6	REF		
35385	128.4 to 131.8 feet	Cross Slope (PAR)	2.0-3.0%	6 ft	19	SF	$120	$2,244
55712	137.6 to 138.6 feet	Vertical Change	.3	6 ft	6	LF	$75	$413
35387	140.4 to 161.8 feet	Cross Slope (PAR)	2.0-3.0%	6 ft	118	SF	$120	$14,124
55713	142.4 to 143.4 feet	Vertical Change	.3	6 ft	6	REF		
55714	152.4 to 153.4 feet	Vertical Change	.3	6 ft	6	REF		
55715	155.5 to 158.3 feet	Vertical Change	.3	6 ft	15	REF		
51325	167.3 to 168.3 feet	Vertical Change	-.3	6 ft	6	LF	$75	$413
35391	176.3 to 181.0 feet	Cross Slope (PAR)	2.0-3.0%	6 ft	26	SF	$120	$3,102
35393	181.0 to 188.2 feet	Cross Slope (PAR)	4.0-5.0%	6 ft	40	SF	$120	$4,752

Funding Source: TBD **Year to be Completed** TBD

Street Side	Run ID	Survey Street Name	Starting Street Name	End Street Name	Priority
SE	51909251444	KINGS AVE	7TH ST	6TH ST	90

ID	Dist. from Corner	Barrier Type	As-is Measurement/Notes	Sidewalk Width	Qty	Unit	Cost	Total
35395	189.3 to 211.7 feet	Cross Slope (PAR)	2.0-3.0%	6 ft	123	SF	$120	**$14,784**
51326	204.4 to 205.4 feet	**Vertical Change**	-.3	6 ft	6	REF		
35400	211.9 to 215.5 feet	Cross Slope (PAR)	4.0-5.0%	6 ft	20	SF	$120	**$2,376**
35402	215.7 to 226.8 feet	Cross Slope (PAR)	2.0-3.0%	6 ft	61	SF	$120	**$7,326**
51327	219.4 to 220.4 feet	**Vertical Change**	-.3	6 ft	6	REF		
35405	229.1 to 233.4 feet	Cross Slope (PAR)	2.0-3.0%	6 ft	24	SF	$120	**$2,838**
35406	241.7 to 274.9 feet	Cross Slope (PAR)	2.0-3.0%	6 ft	183	SF	$120	**$21,912**
55717	244.9 to 245.9 feet	**Vertical Change**	.3	6 ft	6	REF		
51328	249.9 to 250.9 feet	**Vertical Change**	-.3	6 ft	6	REF		
51329	255.0 to 256.0 feet	**Vertical Change**	-.3	6 ft	6	REF		
57098	260.0 to 261.0 feet	**Vertical Change**	.6	6 ft	6	REF		
51330	270.3 to 271.3 feet	**Vertical Change**	-.3	6 ft	6	REF		
56867	275.5 to 276.5 feet	**Vertical Change**	.5	6 ft	6	SF	$75	**$413**
47806	285.3 to 286.3 feet	**Vertical Change**	-.4	6 ft	6	LF	$75	**$413**
55718	290.9 to 291.9 feet	**Vertical Change**	.3	6 ft	6	LF	$75	**$413**

TOTAL COST FOR: SE *side of* **KINGS AVE** *Starting at:* **7TH ST** **$115,269.00**

Funding Source: TBD **Year to be Completed** TBD

Street Side	Run ID	Survey Street Name	Starting Street Name	End Street Name	Priority
NW	51909251029	KINGS AVE	8TH ST	9TH ST	124.5

ID	Dist. from Corner	Barrier Type	As-is Measurement/Notes	Sidewalk Width	Qty	Unit	Cost	Total
33113	26.8 to 46.2 feet	Cross Slope (PAR)	3.0-4.0%	6 ft	107	SF	$120	**$12,804**
33120	47.7 to 48.8 feet	Cross Slope (PAR)	2.0-3.0%	6 ft	6	SF	$120	**$726**
33121	52.2 to 60.4 feet	Cross Slope (PAR)	2.0-3.0%	6 ft	45	SF	$120	**$5,412**
33125	79.7 to 89.7 feet	Cross Slope (PAR)	2.0-3.0%	6 ft	55	SF	$120	**$6,600**
33128	139.0 to 148.3 feet	Cross Slope (PAR)	2.0-3.0%	6 ft	51	SF	$120	**$6,138**
33131	156.7 to 158.3 feet	Cross Slope (PAR)	2.0-3.0%	6 ft	9	SF	$120	**$1,056**
33132	170.5 to 178.9 feet	Cross Slope (PAR)	4.0-5.0%	6 ft	46	SF	$120	**$5,544**
55587	172.0 to 173.0 feet	**Vertical Change**	.3	6 ft	6	REF		
56476	179.3 to 180.3 feet	**Vertical Change**	.4	6 ft	6	REF		
33135	179.8 to 181.9 feet	Cross Slope (PAR)	2.0-3.0%	6 ft	12	SF	$120	**$1,386**
56842	184.2 to 185.2 feet	**Vertical Change**	.5	6 ft	6	SF	$75	**$413**
45409	187.3 to 188.3 feet	**Vertical Change**	-.5	6 ft	6	SF	$75	**$413**
59961	189.0 to 201.7 feet	Driveway				REF		
33136	192.3 to 194.2 feet	**Cross Slope (Driveway)**	2.0-3.0%	6 ft	10	SF	$40	**$418**
33137	205.8 to 212.2 feet	Cross Slope (PAR)	2.0-3.0%	6 ft	35	SF	$120	**$4,224**
59962	208.3 to 240.6 feet	Driveway				REF		
57086	212.2 to 213.2 feet	**Vertical Change**	.6	6 ft	6	REF		
33140	225.6 to 229.6 feet	**Cross Slope (Driveway)**	2.0-3.0%	6 ft	22	SF	$40	**$880**
33142	233.4 to 235.2 feet	**Cross Slope (Driveway)**	2.0-3.0%	6 ft	10	SF	$40	**$396**
57679	247.2 to 248.2 feet	**Vertical Change**	3.6	6 ft	6	SF	$75	**$413**
57272	261.1 to 262.1 feet	**Vertical Change**	.8	6 ft	6	SF	$75	**$413**
41014	261.2 to 262.3 feet	Running Slope	8.0-9.0%	6 ft	6	SF	$120	**$726**
33143	263.9 to 265.0 feet	Cross Slope (PAR)	8.0-9.0%	6 ft	6	SF	$120	**$726**
41343	264.0 to 265.0 feet	**Vertical Change**	-1.4	6 ft	6	REF		
33144	268.0 to 269.4 feet	Cross Slope (PAR)	2.0-3.0%	6 ft	8	SF	$120	**$924**
33145	274.4 to 275.9 feet	Cross Slope (PAR)	2.0-3.0%	6 ft	8	SF	$120	**$990**
57087	285.1 to 286.1 feet	**Vertical Change**	.6	6 ft	6	SF	$75	**$413**
45410	288.3 to 289.3 feet	**Vertical Change**	-.5	6 ft	6	SF	$75	**$413**

TOTAL COST FOR: NW *side of* **KINGS AVE** *Starting at:* **8TH ST** **$51,425.00**

Funding Source: TBD **Year to be Completed** TBD

Street Side	Run ID	Survey Street Name	Starting Street Name	End Street Name	Priority
SE	51909251410	KINGS AVE	8TH ST	SIDEWALK ENDS	95

ID	Dist. from Corner	Barrier Type	As-is Measurement/Notes	Sidewalk Width	Qty	Unit	Cost	Total
35178	8.3 to 9.8 feet	Cross Slope (PAR)	2.0-3.0%	6 ft	8	SF	$120	**$990**
35179	21.5 to 23.9 feet	Cross Slope (PAR)	2.0-3.0%	6 ft	13	SF	$120	**$1,584**
60113	52.6 to 79.9 feet	Driveway				REF		

TOTAL COST FOR: SE *side of* **KINGS AVE** *Starting at:* **8TH ST** **$2,574.00**

Funding Source: TBD **Year to be Completed** TBD

Street Side	Run ID	Survey Street Name	Starting Street Name	End Street Name	Priority
NW	51909251032	KINGS AVE	9TH ST	10TH ST	116

ID	Dist. from Corner	Barrier Type	As-is Measurement/Notes	Sidewalk Width	Qty	Unit	Cost	Total
55588	20.8 to 21.8 feet	Vertical Change	.3	6 ft	6	LF	$75	$413
47768	67.3 to 68.3 feet	Vertical Change	-.4	6 ft	6	LF	$75	$413
33146	75.3 to 78.6 feet	Cross Slope (PAR)	2.0-3.0%	6 ft	18	SF	$120	$2,178
59963	92.5 to 113.7 feet	Driveway				REF		
33148	103.4 to 107.7 feet	Cross Slope (Driveway)	2.0-3.0%	6 ft	24	SF	$40	$946
55589	120.0 to 121.0 feet	Vertical Change	.3	6 ft	6	LF	$75	$413
33150	123.0 to 124.5 feet	Cross Slope (PAR)	2.0-3.0%	6 ft	8	SF	$120	$990
146	123.3 to 124.3 feet	Protruding Object		6 ft	6	JOB	$99	$99
55590	128.3 to 129.3 feet	Vertical Change	.3	6 ft	6	LF	$75	$413
55591	138.8 to 139.8 feet	Vertical Change	.3	6 ft	6	LF	$75	$413
57088	146.8 to 147.8 feet	Vertical Change	.6	6 ft	6	SF	$75	$413
56843	150.1 to 151.1 feet	Vertical Change	.5	6 ft	6	SF	$75	$413
59964	153.9 to 167.7 feet	Driveway				REF		
33151	166.4 to 169.0 feet	Cross Slope (Driveway)	2.0-3.0%	6 ft	14	SF	$40	$572
56477	200.8 to 201.8 feet	Vertical Change	.4	6 ft	6	LF	$75	$413
33152	201.9 to 206.4 feet	Cross Slope (PAR)	2.0-3.0%	6 ft	25	SF	$120	$2,970
59965	206.9 to 216.8 feet	Driveway				REF		
43528	210.9 to 212.2 feet	Vertical Change	-.6	6 ft	7	REF		
33154	211.4 to 215.1 feet	Cross Slope (Driveway)	2.0-3.0%	6 ft	20	SF	$40	$814
56478	213.0 to 214.0 feet	Vertical Change	.4	6 ft	6	REF		
45411	216.8 to 218.0 feet	Vertical Change	-.5	6 ft	7	REF		
33155	218.2 to 219.6 feet	Cross Slope (PAR)	2.0-3.0%	6 ft	8	SF	$120	$924
33156	220.5 to 221.6 feet	Cross Slope (PAR)	4.0-5.0%	6 ft	6	SF	$120	$726
55592	221.5 to 222.5 feet	Vertical Change	.3	6 ft	6	REF		
147	221.7 to 222.7 feet	Continuous Width		6 ft	6	SF	$120	$660
45413	223.3 to 224.3 feet	Vertical Change	-.5	6 ft	6	SF	$75	$413
33157	227.9 to 229.0 feet	Cross Slope (PAR)	3.0-4.0%	6 ft	6	SF	$120	$726
57519	230.5 to 231.5 feet	Vertical Change	1.9	6 ft	6	SF	$75	$413

Funding Source: TBD **Year to be Completed** TBD

Street Side	Run ID	Survey Street Name	Starting Street Name	End Street Name	Priority
NW	51909251032	KINGS AVE	9TH ST	10TH ST	116

ID	Dist. from Corner	Barrier Type	As-is Measurement/Notes	Sidewalk Width	Qty	Unit	Cost	Total
55593	233.3 to 234.3 feet	Vertical Change	.3	6 ft	6	LF	$75	**$413**
148	234.5 to 235.5 feet	Continuous Width		6 ft	6	SF	$120	**$660**
47770	235.1 to 236.1 feet	Vertical Change	-.4	6 ft	6	LF	$75	**$413**
55594	235.3 to 236.3 feet	Vertical Change	.3	6 ft	6	LF	$75	**$413**
55595	238.4 to 239.4 feet	Vertical Change	.3	6 ft	6	LF	$75	**$413**
56479	241.9 to 242.9 feet	Vertical Change	.4	6 ft	6	LF	$75	**$413**
33158	247.9 to 249.2 feet	Cross Slope (PAR)	2.0-3.0%	6 ft	7	SF	$120	**$858**
56480	258.4 to 259.4 feet	Vertical Change	.4	6 ft	6	LF	$75	**$413**
33159	289.5 to 296.5 feet	Cross Slope (PAR)	2.0-3.0%	6 ft	39	SF	$120	**$4,620**
33162	299.7 to 303.7 feet	Cross Slope (PAR)	2.0-3.0%	6 ft	22	SF	$120	**$2,640**
51218	300.9 to 301.9 feet	Vertical Change	-.3	6 ft	6	REF		

TOTAL COST FOR: NW *side of* **KINGS AVE** *Starting at:* **9TH ST** **$26,983.00**

Funding Source: TBD **Year to be Completed** TBD

Street Side	Run ID	Survey Street Name	Starting Street Name	End Street Name	Priority
SE	51909251404	KINGS AVE	9TH ST	8TH ST	106

ID	Dist. from Corner	Barrier Type	As-is Measurement/Notes	Sidewalk Width	Qty	Unit	Cost	Total
35088	1.1 to 3.3 feet	Cross Slope (PAR)	2.0-3.0%	6 ft	12	SF	$120	**$1,452**
41318	4.9 to 5.9 feet	**Vertical Change**	-1.5	6 ft	5	SF	$75	**$413**
55670	5.3 to 6.3 feet	**Vertical Change**	.3	6 ft	6	LF	$75	**$413**
35089	12.5 to 21.3 feet	Cross Slope (PAR)	4.0-5.0%	6 ft	48	SF	$120	**$5,808**
35091	24.3 to 34.3 feet	Cross Slope (PAR)	4.0-5.0%	6 ft	55	SF	$120	**$6,600**
43536	31.5 to 32.5 feet	**Vertical Change**	-.6	6 ft	6	REF		
35094	36.4 to 45.9 feet	Cross Slope (PAR)	2.0-3.0%	6 ft	52	SF	$120	**$6,270**
56863	39.4 to 40.4 feet	**Vertical Change**	.5	6 ft	6	REF		
35097	49.0 to 64.3 feet	Cross Slope (PAR)	3.0-4.0%	6 ft	84	SF	$120	**$10,098**
57215	49.4 to 50.4 feet	**Vertical Change**	.7	6 ft	6	REF		
35102	64.3 to 70.8 feet	Cross Slope (PAR)	2.0-3.0%	6 ft	36	SF	$120	**$4,290**
35104	71.8 to 86.4 feet	Cross Slope (PAR)	4.0-5.0%	6 ft	80	SF	$120	**$9,636**
35111	86.6 to 87.8 feet	Cross Slope (PAR)	2.0-3.0%	6 ft	7	SF	$120	**$792**
41242	86.9 to 87.9 feet	**Vertical Change**	-1.9	6 ft	6	REF		
60107	88.3 to 101.8 feet	Driveway				REF		
35112	107.2 to 110.8 feet	Cross Slope (PAR)	2.0-3.0%	6 ft	20	SF	$120	**$2,376**
45424	111.7 to 112.7 feet	**Vertical Change**	-.5	6 ft	6	SF	$75	**$413**
35113	116.3 to 120.8 feet	Cross Slope (PAR)	2.0-3.0%	6 ft	25	SF	$120	**$2,970**
56512	126.7 to 127.7 feet	**Vertical Change**	.4	6 ft	6	LF	$75	**$413**
35115	128.7 to 129.7 feet	Cross Slope (PAR)	2.0-3.0%	6 ft	6	SF	$120	**$660**
35116	134.3 to 136.3 feet	Cross Slope (PAR)	2.0-3.0%	6 ft	11	SF	$120	**$1,320**
51302	143.7 to 144.7 feet	**Vertical Change**	-.3	6 ft	6	LF	$75	**$413**
60108	145.3 to 149.2 feet	Driveway				REF		
35117	161.4 to 162.6 feet	Cross Slope (PAR)	2.0-3.0%	6 ft	7	SF	$120	**$792**
56513	171.2 to 172.2 feet	**Vertical Change**	.4	6 ft	6	LF	$75	**$413**
35118	180.3 to 181.9 feet	Cross Slope (PAR)	4.0-5.0%	6 ft	9	SF	$120	**$1,056**
42354	181.4 to 182.4 feet	**Vertical Change**	-.7	6 ft	6	REF		
51303	183.8 to 184.8 feet	**Vertical Change**	-.3	6 ft	6	LF	$75	**$413**

Funding Source: TBD **Year to be Completed** TBD

Street Side	Run ID	Survey Street Name	Starting Street Name	End Street Name	Priority
SE	51909251404	KINGS AVE	9TH ST	8TH ST	106

ID	Dist. from Corner	Barrier Type	As-is Measurement/Notes	Sidewalk Width	Qty	Unit	Cost	Total
56514	210.8 to 211.8 feet	Vertical Change	.4	6 ft	6	LF	$75	**$413**
55671	218.4 to 219.4 feet	Vertical Change	.3	6 ft	6	LF	$75	**$413**
55672	225.7 to 226.7 feet	Vertical Change	.3	6 ft	6	LF	$75	**$413**
56864	235.8 to 236.8 feet	Vertical Change	.5	6 ft	6	SF	$75	**$413**
56515	243.3 to 244.3 feet	Vertical Change	.4	6 ft	6	LF	$75	**$413**
47799	270.8 to 271.8 feet	Vertical Change	-.4	6 ft	6	LF	$75	**$413**

TOTAL COST FOR: SE *side of* **KINGS AVE** *Starting at:* **9TH ST** **$59,482.50**

Funding Source: TBD **Year to be Completed** TBD

Street Side	Run ID	Survey Street Name	Starting Street Name	End Street Name	Priority
E	1908201013	KINGS AVE	FRONT ST	SIDEWALK ENDS	115.25

ID	Dist. from Corner	Barrier Type	As-is Measurement/Notes	Sidewalk Width	Qty	Unit	Cost	Total
53295	0.0 to 1.0 feet	Vertical Change	-.26	6 ft	6	LF	$75	$413
44013	0.2 to 1.2 feet	Vertical Change	-.57	6 ft	6	SF	$75	$413
362	3.5 to 90.1 feet	Cross Slope (PAR)	2.0-3.0%	6 ft	476	SF	$120	$57,156
45185	7.1 to 8.1 feet	Vertical Change	-.51	6 ft	6	REF		
49888	19.2 to 20.2 feet	Vertical Change	-.33	6 ft	6	REF		
48105	66.1 to 67.1 feet	Vertical Change	-.39	6 ft	6	REF		
48394	74.7 to 75.7 feet	Vertical Change	-.38	6 ft	6	REF		
5	88.1 to 89.1 feet	Continuous Width		6 ft	6	SF	$120	$660
53296	94.9 to 95.9 feet	Vertical Change	-.26	6 ft	6	LF	$75	$413
41235	95.1 to 96.1 feet	Vertical Change	-1.99	6 ft	6	SF	$75	$413
41361	96.6 to 97.6 feet	Vertical Change	-1.37	6 ft	6	SF	$75	$413
52804	97.8 to 101.8 feet	Vertical Change	-.27	6 ft	22	LF	$75	$1,650
57706	97.8 to 127.8 feet	Driveway				REF		
373	105.7 to 125.2 feet	Cross Slope (Driveway)	7.0-8.0%	6 ft	107	SF	$40	$4,290
45671	110.3 to 111.3 feet	Vertical Change	-.49	6 ft	6	REF		
39967	123.3 to 125.8 feet	Running Slope	6.0-7.0%	6 ft	14	REF		
375	138.8 to 147.0 feet	Cross Slope (PAR)	2.0-3.0%	6 ft	45	SF	$120	$5,412
52805	143.2 to 144.2 feet	Vertical Change	-.27	6 ft	6	REF		
6	144.1 to 145.1 feet	Continuous Width		6 ft	6	SF	$120	$660

TOTAL COST FOR: E *side of* **KINGS AVE** *Starting at:* **FRONT ST** **$71,890.50**

Funding Source: TBD **Year to be Completed** TBD

Street Side	Run ID	Survey Street Name	Starting Street Name	End Street Name	Priority
NW	51909241552	KINGS AVE	FRONT ST	SIDEWALK ENDS	100.75

ID	Dist. from Corner	Barrier Type	As-is Measurement/Notes	Sidewalk Width	Qty	Unit	Cost	Total
41006	0.0 to 1.8 feet	Running Slope	5.0-6.0%	15 ft	27	SF	$120	**$3,240**
32780	4.8 to 26.6 feet	Cross Slope (PAR)	2.0-3.0%	15 ft	327	SF	$120	**$39,240**
59942	24.8 to 43.7 feet	Driveway				REF		
32786	28.1 to 29.3 feet	**Cross Slope (Driveway)**	7.0-8.0%	15 ft	18	SF	$40	**$720**
32787	32.2 to 41.4 feet	**Cross Slope (Driveway)**	10.0-11.0%	15 ft	138	SF	$40	**$5,520**
32791	48.0 to 49.2 feet	Cross Slope (PAR)	3.0-4.0%	15 ft	18	SF	$120	**$2,160**
32792	49.6 to 59.5 feet	Cross Slope (PAR)	2.0-3.0%	15 ft	149	SF	$120	**$17,820**
32795	61.9 to 63.1 feet	Cross Slope (PAR)	4.0-5.0%	15 ft	18	SF	$120	**$2,160**
41007	62.5 to 63.8 feet	Running Slope	5.0-6.0%	15 ft	20	REF		

TOTAL COST FOR: NW *side of* **KINGS AVE** *Starting at:* **FRONT ST** **$70,860.00**

Funding Source: TBD **Year to be Completed** TBD

Street Side	Run ID	Survey Street Name	Starting Street Name	End Street Name	Priority
NW	51909241553	KINGS AVE	SIDEWALK BEGINS	1ST ST	121.25

ID	Dist. from Corner	Barrier Type	As-is Measurement/Notes	Sidewalk Width	Qty	Unit	Cost	Total
32796	0.0 to 1.3 feet	Cross Slope (PAR)	6.0-7.0%	15 ft	20	SF	$120	**$2,340**
59943	1.8 to 29.9 feet	Driveway				REF		
32797	5.8 to 15.2 feet	**Cross Slope (Driveway)**	8.0-9.0%	15 ft	141	SF	$40	**$5,640**
32800	17.8 to 20.2 feet	**Cross Slope (Driveway)**	8.0-9.0%	15 ft	36	SF	$40	**$1,440**
32801	23.0 to 24.2 feet	**Cross Slope (Driveway)**	7.0-8.0%	15 ft	18	SF	$40	**$720**
32802	27.1 to 30.2 feet	**Cross Slope (Driveway)**	8.0-9.0%	15 ft	47	SF	$40	**$1,860**
32803	35.4 to 36.5 feet	Cross Slope (PAR)	2.0-3.0%	15 ft	17	SF	$120	**$1,980**
59944	43.0 to 80.0 feet	Driveway				REF		
32804	48.3 to 66.4 feet	**Cross Slope (Driveway)**	8.0-9.0%	15 ft	272	SF	$40	**$10,860**
32810	67.8 to 70.6 feet	**Cross Slope (Driveway)**	6.0-7.0%	15 ft	42	SF	$40	**$1,680**
32812	70.6 to 81.8 feet	**Cross Slope (Driveway)**	8.0-9.0%	15 ft	168	SF	$40	**$6,720**
41008	81.0 to 84.2 feet	Running Slope	5.0-6.0%	15 ft	48	REF		
59945	86.2 to 104.4 feet	Driveway				REF		
32817	87.0 to 88.8 feet	**Cross Slope (Driveway)**	2.0-3.0%	15 ft	27	SF	$40	**$1,080**
32818	89.8 to 99.4 feet	**Cross Slope (Driveway)**	6.0-7.0%	15 ft	144	SF	$40	**$5,760**
32822	99.4 to 103.4 feet	**Cross Slope (Driveway)**	8.0-9.0%	15 ft	60	SF	$40	**$2,400**
32824	104.8 to 105.8 feet	Cross Slope (PAR)	4.0-5.0%	15 ft	15	SF	$120	**$1,800**
51209	105.0 to 106.0 feet	**Vertical Change**	-.3	15 ft	15	REF		
32825	106.5 to 120.0 feet	Cross Slope (PAR)	2.0-3.0%	15 ft	203	SF	$120	**$24,300**
55568	124.8 to 125.8 feet	**Vertical Change**	.3	15 ft	15	LF	$75	**$1,125**
32829	133.7 to 137.4 feet	Cross Slope (PAR)	2.0-3.0%	15 ft	56	SF	$120	**$6,660**
41010	139.5 to 140.8 feet	Running Slope	5.0-6.0%	15 ft	20	SF	$120	**$2,340**

TOTAL COST FOR: NW *side of* **KINGS AVE** *Starting at:* **SIDEWALK BEGINS** **$78,705.00**

Funding Source: TBD **Year to be Completed** TBD

Street Side	Run ID	Survey Street Name	Starting Street Name	End Street Name	Priority
NW	51909251035	KINGS AVE	SIDEWALK BEGINS	11TH ST	94

ID	Dist. from Corner	Barrier Type	As-is Measurement/Notes	Sidewalk Width	Qty	Unit	Cost	Total
55596	1.8 to 2.8 feet	Vertical Change	.3	6 ft	6	LF	$75	**$413**
33164	9.8 to 18.5 feet	Cross Slope (PAR)	2.0-3.0%	6 ft	48	SF	$120	**$5,742**
55597	21.7 to 22.7 feet	Vertical Change	.3	6 ft	6	LF	$75	**$413**
56844	34.8 to 35.8 feet	Vertical Change	.5	6 ft	6	SF	$75	**$413**
59966	46.6 to 59.8 feet	Driveway				REF		
47771	65.5 to 66.5 feet	Vertical Change	-.4	6 ft	6	LF	$75	**$413**
55598	71.9 to 72.9 feet	Vertical Change	.3	6 ft	6	LF	$75	**$413**
33167	89.8 to 94.8 feet	Cross Slope (PAR)	2.0-3.0%	6 ft	28	SF	$120	**$3,300**

TOTAL COST FOR: NW *side of* **KINGS AVE** *Starting at:* **SIDEWALK BEGINS** **$11,104.50**

Funding Source: TBD **Year to be Completed** TBD

Street Side	Run ID	Survey Street Name	Starting Street Name	End Street Name	Priority
NW	51909251038	KINGS AVE	SIDEWALK BEGINS	SIDEWALK ENDS	105.75

ID	Dist. from Corner	Barrier Type	As-is Measurement/Notes	Sidewalk Width	Qty	Unit	Cost	Total
33180	0.0 to 1.0 feet	Cross Slope (PAR)	7.0-8.0%	6 ft	6	SF	$120	**$660**
33182	9.4 to 11.7 feet	Cross Slope (PAR)	2.0-3.0%	6 ft	13	SF	$120	**$1,518**
33184	25.0 to 39.8 feet	Cross Slope (PAR)	2.0-3.0%	6 ft	81	SF	$120	**$9,768**
59971	41.3 to 52.5 feet	Driveway				REF		
41490	42.0 to 43.0 feet	**Vertical Change**	-1.1	6 ft	6	REF		
51220	42.3 to 43.3 feet	**Vertical Change**	-.3	6 ft	6	REF		
41015	43.1 to 45.1 feet	Running Slope	5.0-6.0%	6 ft	11	REF		
33189	44.8 to 46.1 feet	**Cross Slope (Driveway)**	6.0-7.0%	6 ft	7	SF	$40	**$286**
33190	46.8 to 52.8 feet	**Cross Slope (Driveway)**	8.0-9.0%	6 ft	33	SF	$40	**$1,320**
41016	50.8 to 52.8 feet	Running Slope	5.0-6.0%	6 ft	11	REF		

TOTAL COST FOR: NW *side of* **KINGS AVE** *Starting at:* **SIDEWALK BEGINS** **$13,552.00**

Funding Source: TBD **Year to be Completed** TBD

Street Side	Run ID	Survey Street Name	Starting Street Name	End Street Name	Priority
NW	51909251040	KINGS AVE	SIDEWALK BEGINS	SIDEWALK ENDS	102.25

ID	Dist. from Corner	Barrier Type	As-is Measurement/Notes	Sidewalk Width	Qty	Unit	Cost	Total
59972	0.6 to 6.6 feet	Driveway				REF		
43530	9.8 to 10.8 feet	Vertical Change	-.6	6 ft	5	SF	$75	**$413**
33197	19.2 to 20.3 feet	Cross Slope (PAR)	2.0-3.0%	6 ft	6	SF	$120	**$726**
33198	25.7 to 42.3 feet	Cross Slope (PAR)	2.0-3.0%	6 ft	91	SF	$120	**$10,956**
59973	38.6 to 57.9 feet	Driveway				REF		
41017	41.6 to 42.8 feet	Running Slope	5.0-6.0%	6 ft	7	REF		
33204	45.7 to 48.3 feet	Cross Slope (Driveway)	14.0-15.0%	6 ft	14	SF	$40	**$572**
33206	51.7 to 59.0 feet	Cross Slope (Driveway)	13.014	6 ft	40	SF	$40	**$1,606**

TOTAL COST FOR: NW *side of* **KINGS AVE** *Starting at:* **SIDEWALK BEGINS** **$14,272.50**

Funding Source: TBD **Year to be Completed** TBD

Street Side	Run ID	Survey Street Name	Starting Street Name	End Street Name	Priority
SE	51909251141	KINGS AVE	SIDEWALK BEGINS	SIDEWALK ENDS	96

ID	Dist. from Corner	Barrier Type	As-is Measurement/Notes	Sidewalk Width	Qty	Unit	Cost	Total
56484	16.5 to 17.5 feet	Vertical Change	.4	6 ft	6	LF	$75	**$413**
34114	23.3 to 30.5 feet	Cross Slope (PAR)	2.0-3.0%	6 ft	40	SF	$120	**$4,752**
155	27.4 to 28.4 feet	Protruding Object		6 ft	6	JOB	$99	**$99**
34116	38.9 to 45.3 feet	Cross Slope (PAR)	2.0-3.0%	6 ft	35	SF	$120	**$4,224**
60031	47.9 to 64.4 feet	Driveway				REF		
34118	49.0 to 54.2 feet	Cross Slope (Driveway)	2.0-3.0%	6 ft	29	SF	$40	**$1,144**
34121	56.8 to 65.8 feet	Cross Slope (Driveway)	3.0-4.0%	6 ft	50	SF	$40	**$1,980**

TOTAL COST FOR: SE *side of* **KINGS AVE** *Starting at:* **SIDEWALK BEGINS** **$12,611.50**

Funding Source: TBD **Year to be Completed** TBD

Street Side	Run ID	Survey Street Name	Starting Street Name	End Street Name	Priority
SE	51909251143	KINGS AVE	SIDEWALK BEGINS	SIDEWALK ENDS	96

ID	Dist. from Corner	Barrier Type	As-is Measurement/Notes	Sidewalk Width	Qty	Unit	Cost	Total
60032	0.0 to 4.8 feet	Driveway				REF		
60033	35.0 to 49.8 feet	Driveway				REF		
56485	35.2 to 36.2 feet	Vertical Change	.4	6 ft	6	REF		
156	51.0 to 52.0 feet	Continuous Width		6 ft	6	SF	$120	**$660**
34125	62.8 to 67.0 feet	Cross Slope (PAR)	2.0-3.0%	6 ft	23	SF	$120	**$2,772**
34127	71.8 to 76.2 feet	Cross Slope (PAR)	2.0-3.0%	6 ft	24	SF	$120	**$2,904**
34128	78.9 to 83.5 feet	Cross Slope (PAR)	2.0-3.0%	6 ft	25	SF	$120	**$3,036**
60034	93.6 to 102.1 feet	Driveway				REF		
34129	117.5 to 121.8 feet	Cross Slope (PAR)	2.0-3.0%	6 ft	24	SF	$120	**$2,838**
34130	131.6 to 135.3 feet	Cross Slope (PAR)	2.0-3.0%	6 ft	20	SF	$120	**$2,442**
60035	144.1 to 152.2 feet	Driveway				REF		

TOTAL COST FOR: SE *side of* **KINGS AVE** *Starting at:* **SIDEWALK BEGINS** **$14,652.00**

Funding Source: TBD **Year to be Completed** TBD

Street Side	Run ID	Survey Street Name	Starting Street Name	End Street Name	Priority
SE	51909251157	KINGS AVE	SIDEWALK BEGINS	SIDEWALK ENDS	98.5

ID	Dist. from Corner	Barrier Type	As-is Measurement/Notes	Sidewalk Width	Qty	Unit	Cost	Total
60041	0.6 to 16.8 feet	Driveway				REF		
51256	19.1 to 20.1 feet	**Vertical Change**	-.3	6 ft	6	LF	$75	**$413**
34217	20.5 to 26.6 feet	Cross Slope (PAR)	3.0-4.0%	6 ft	34	SF	$120	**$4,026**
34220	26.9 to 31.6 feet	Cross Slope (PAR)	5.0-6.0%	6 ft	26	SF	$120	**$3,102**
34222	36.4 to 47.6 feet	Cross Slope (PAR)	4.0-5.0%	6 ft	62	SF	$120	**$7,392**
60042	45.6 to 57.0 feet	Driveway				REF		
34226	51.4 to 58.8 feet	**Cross Slope (Driveway)**	11.0-12.0%	6 ft	41	SF	$40	**$1,628**

TOTAL COST FOR: SE *side of* **KINGS AVE** *Starting at:* **SIDEWALK BEGINS** **$16,560.50**

Funding Source: TBD **Year to be Completed** TBD

Street Side	Run ID	Survey Street Name	Starting Street Name	End Street Name	Priority
SE	51909251159	KINGS AVE	SIDEWALK BEGINS	SIDEWALK ENDS	106

ID	Dist. from Corner	Barrier Type	As-is Measurement/Notes	Sidewalk Width	Qty	Unit	Cost	Total
60043	30.0 to 45.8 feet	Driveway				REF		
51257	30.2 to 31.2 feet	Vertical Change	-.3	6 ft	6	REF		
34228	35.6 to 41.6 feet	Cross Slope (Driveway)	10.0-11.0%	6 ft	33	SF	$40	$1,320
34230	42.5 to 44.0 feet	Cross Slope (Driveway)	8.0-9.0%	6 ft	8	SF	$40	$330
41040	44.0 to 45.2 feet	Running Slope	9.0-10.0%	6 ft	7	REF		
60044	48.3 to 68.6 feet	Driveway				REF		
34231	48.7 to 49.7 feet	Cross Slope (Driveway)	4.0-5.0%	6 ft	6	SF	$40	$220
34232	54.2 to 65.3 feet	Cross Slope (Driveway)	9.0-10.0%	6 ft	61	SF	$40	$2,442
34234	66.1 to 67.2 feet	Cross Slope (Driveway)	6.0-7.0%	6 ft	6	SF	$40	$242
41041	67.1 to 68.1 feet	Running Slope	9.0-10.0%	6 ft	6	REF		
34235	68.3 to 69.3 feet	Cross Slope (Driveway)	3.0-4.0%	6 ft	6	SF	$40	$220
34236	69.3 to 70.7 feet	Cross Slope (Driveway)	2.0-3.0%	6 ft	8	SF	$40	$308

TOTAL COST FOR: SE *side of* **KINGS AVE** *Starting at:* **SIDEWALK BEGINS** **$5,082.00**

Funding Source: TBD **Year to be Completed** TBD

Street Side	Run ID	Survey Street Name	Starting Street Name	End Street Name	Priority
SE	51909251200	KINGS AVE	SIDEWALK BEGINS	SIDEWALK ENDS	111.25

ID	Dist. from Corner	Barrier Type	As-is Measurement/Notes	Sidewalk Width	Qty	Unit	Cost	Total
60045	0.0 to 19.1 feet	Driveway				REF		
41042	19.2 to 20.2 feet	Running Slope	7.0-8.0%	6 ft	6	REF		
34241	20.3 to 42.0 feet	Cross Slope (PAR)	2.0-3.0%	6 ft	119	SF	$120	**$14,322**
34244	46.8 to 48.4 feet	Cross Slope (PAR)	3.0-4.0%	6 ft	9	SF	$120	**$1,056**
34245	49.2 to 57.3 feet	Cross Slope (PAR)	2.0-3.0%	6 ft	45	SF	$120	**$5,346**
51258	58.0 to 59.0 feet	**Vertical Change**	-.3	6 ft	6	LF	$75	**$413**
47780	68.0 to 69.0 feet	**Vertical Change**	-.4	6 ft	6	LF	$75	**$413**
34248	72.4 to 77.9 feet	Cross Slope (PAR)	2.0-3.0%	6 ft	30	SF	$120	**$3,630**
60046	76.5 to 108.7 feet	Driveway				REF		
41184	78.6 to 79.6 feet	**Vertical Change**	-2.9	6 ft	6	REF		
34249	81.3 to 107.4 feet	**Cross Slope (Driveway)**	9.0-10.0%	6 ft	144	SF	$40	**$5,742**
55619	97.5 to 98.5 feet	**Vertical Change**	.3	6 ft	6	REF		
41043	106.1 to 107.1 feet	Running Slope	6.0-7.0%	6 ft	6	REF		
47781	107.7 to 108.7 feet	**Vertical Change**	-.4	6 ft	6	REF		
34258	112.4 to 119.3 feet	Cross Slope (PAR)	4.0-5.0%	6 ft	38	SF	$120	**$4,554**
55620	117.9 to 118.9 feet	**Vertical Change**	.3	6 ft	6	REF		

TOTAL COST FOR: SE *side of* **KINGS AVE** *Starting at:* **SIDEWALK BEGINS** **$35,475.00**

Funding Source: TBD **Year to be Completed** TBD

Street Side	Run ID	Survey Street Name	Starting Street Name	End Street Name	Priority
SE	51909251508	KINGS AVE	SIDEWALK BEGINS	4TH ST	135.75

ID	Dist. from Corner	Barrier Type	As-is Measurement/Notes	Sidewalk Width	Qty	Unit	Cost	Total
60140	0.5 to 18.8 feet	Driveway				REF		
35726	3.1 to 4.9 feet	Cross Slope (Driveway)	13.014	10 ft	18	SF	$40	**$720**
35727	7.4 to 14.8 feet	Cross Slope (Driveway)	11.0-12.0%	10 ft	74	SF	$40	**$2,960**
41071	17.5 to 19.1 feet	Running Slope	7.0-8.0%	10 ft	16	REF		
51343	20.9 to 21.9 feet	Vertical Change	-.3	10 ft	10	LF	$75	**$750**
35730	26.3 to 28.3 feet	Cross Slope (PAR)	5.0-6.0%	10 ft	20	SF	$120	**$2,400**
35731	28.3 to 29.4 feet	Cross Slope (PAR)	6.0-7.0%	10 ft	11	SF	$120	**$1,320**
35732	29.8 to 31.9 feet	Cross Slope (PAR)	5.0-6.0%	10 ft	21	SF	$120	**$2,520**
55740	31.8 to 32.8 feet	Vertical Change	.3	10 ft	10	REF		
35733	34.1 to 42.3 feet	Cross Slope (PAR)	2.0-3.0%	10 ft	82	SF	$120	**$9,840**
35734	45.3 to 52.0 feet	Cross Slope (PAR)	2.0-3.0%	10 ft	67	SF	$120	**$8,040**
35735	53.8 to 63.1 feet	Cross Slope (PAR)	4.0-5.0%	10 ft	93	SF	$120	**$11,160**
35738	63.1 to 64.1 feet	Cross Slope (PAR)	2.0-3.0%	10 ft	10	SF	$120	**$1,200**
60141	63.3 to 86.3 feet	Driveway				REF		
35739	68.3 to 69.4 feet	Cross Slope (Driveway)	9.0-10.0%	10 ft	11	SF	$40	**$440**
35740	71.8 to 84.2 feet	Cross Slope (Driveway)	10.0-11.0%	10 ft	124	SF	$40	**$4,960**
35745	91.8 to 95.4 feet	Cross Slope (PAR)	2.0-3.0%	10 ft	36	SF	$120	**$4,320**
35747	96.4 to 100.4 feet	Cross Slope (PAR)	4.0-5.0%	10 ft	40	SF	$120	**$4,800**
176	97.6 to 98.6 feet	Protruding Object		10 ft	10	JOB	$99	**$99**
41243	103.9 to 104.9 feet	Vertical Change	-1.9	10 ft	10	SF	$75	**$750**
41882	104.2 to 105.2 feet	Vertical Change	-.8	10 ft	10	SF	$75	**$750**
35748	110.3 to 118.1 feet	Cross Slope (PAR)	4.0-5.0%	10 ft	78	SF	$120	**$9,360**
60142	114.8 to 156.7 feet	Driveway				REF		
35752	121.9 to 151.6 feet	Cross Slope (Driveway)	12.0-13.0%	10 ft	297	SF	$40	**$11,880**
35761	153.7 to 156.1 feet	Cross Slope (Driveway)	12.0-13.0%	10 ft	24	SF	$40	**$960**
35763	156.1 to 157.1 feet	Cross Slope (Driveway)	10.0-11.0%	10 ft	10	SF	$40	**$400**
35764	158.9 to 160.3 feet	Cross Slope (PAR)	6.0-7.0%	10 ft	14	SF	$120	**$1,680**
35765	161.3 to 164.1 feet	Cross Slope (PAR)	5.0-6.0%	10 ft	28	SF	$120	**$3,360**

Funding Source: TBD **Year to be Completed** TBD

Street Side	Run ID	Survey Street Name	Starting Street Name	End Street Name	Priority
SE	51909251508	KINGS AVE	SIDEWALK BEGINS	4TH ST	135.75

ID	Dist. from Corner	Barrier Type	As-is Measurement/Notes	Sidewalk Width	Qty	Unit	Cost	Total
35767	165.2 to 166.3 feet	Cross Slope (PAR)	3.0-4.0%	10 ft	11	SF	$120	**$1,320**
35768	167.3 to 170.3 feet	Cross Slope (PAR)	2.0-3.0%	10 ft	30	SF	$120	**$3,600**
55741	178.8 to 179.8 feet	**Vertical Change**	.3	10 ft	10	LF	$75	**$750**
35769	192.5 to 197.3 feet	Cross Slope (PAR)	2.0-3.0%	10 ft	48	SF	$120	**$5,760**
51344	206.0 to 207.0 feet	**Vertical Change**	-.3	10 ft	10	LF	$75	**$750**

TOTAL COST FOR: SE *side of* **KINGS AVE** *Starting at:* **SIDEWALK BEGINS** **$96,849.00**

Funding Source: TBD **Year to be Completed** TBD

Street Side	Run ID	Survey Street Name	Starting Street Name	End Street Name	Priority
E	1908221400	KITES WAY	ELM AVE	PISTACHIO CT	102.25

ID	Dist. from Corner	Barrier Type	As-is Measurement/Notes	Sidewalk Width	Qty	Unit	Cost	Total
8448	0.0 to 6.2 feet	Cross Slope (PAR)	2.0-3.0%	5 ft	31	SF	$120	**$3,720**
43888	0.8 to 1.8 feet	**Vertical Change**	-.58	5 ft	5	REF		
47328	6.2 to 7.2 feet	**Vertical Change**	-.42	5 ft	5	REF		
56974	6.3 to 7.3 feet	**Vertical Change**	.57	5 ft	5	SF	$75	**$375**
52146	17.0 to 18.0 feet	**Vertical Change**	-.29	5 ft	5	LF	$75	**$375**
41406	20.0 to 21.0 feet	**Vertical Change**	-1.25	5 ft	5	SF	$75	**$375**
48529	25.2 to 26.2 feet	**Vertical Change**	-.38	5 ft	5	LF	$75	**$375**
58296	27.2 to 52.2 feet	Driveway				REF		
8449	30.5 to 32.0 feet	**Cross Slope (Driveway)**	2.0-3.0%	5 ft	8	SF	$40	**$300**
41387	31.7 to 32.7 feet	**Vertical Change**	-1.31	5 ft	5	REF		
8450	35.4 to 50.0 feet	**Cross Slope (Driveway)**	10.0-11.0%	5 ft	73	SF	$40	**$2,920**
46868	42.1 to 43.1 feet	**Vertical Change**	-.44	5 ft	5	REF		
40282	49.3 to 50.3 feet	Running Slope	6.0-7.0%	5 ft	5	REF		
41539	52.3 to 53.3 feet	**Vertical Change**	-1.04	5 ft	5	REF		
8453	53.5 to 54.8 feet	Cross Slope (PAR)	2.0-3.0%	5 ft	7	SF	$120	**$780**
58297	56.8 to 83.8 feet	Driveway				REF		
47329	61.8 to 62.8 feet	**Vertical Change**	-.42	5 ft	5	REF		
8454	65.3 to 79.8 feet	**Cross Slope (Driveway)**	10.0-11.0%	5 ft	73	SF	$40	**$2,900**
51721	72.2 to 73.2 feet	**Vertical Change**	-.3	5 ft	5	REF		
40283	78.3 to 79.3 feet	Running Slope	5.0-6.0%	5 ft	5	REF		
49733	82.4 to 83.4 feet	**Vertical Change**	-.34	5 ft	5	REF		
41662	82.5 to 83.5 feet	**Vertical Change**	-.92	5 ft	5	REF		
8457	83.8 to 87.6 feet	**Cross Slope (Driveway)**	2.0-3.0%	5 ft	19	SF	$40	**$760**
47100	91.2 to 92.2 feet	**Vertical Change**	-.43	5 ft	5	LF	$75	**$375**
47575	99.9 to 100.9 feet	**Vertical Change**	-.41	5 ft	5	LF	$75	**$375**
48826	108.0 to 109.0 feet	**Vertical Change**	-.37	5 ft	5	REF		
8458	108.0 to 130.4 feet	Cross Slope (PAR)	2.0-3.0%	5 ft	112	SF	$120	**$13,440**
51722	116.0 to 117.0 feet	**Vertical Change**	-.3	5 ft	5	REF		

Funding Source: TBD **Year to be Completed** TBD

Street Side	Run ID	Survey Street Name	Starting Street Name	End Street Name	Priority
E	1908221400	KITES WAY	ELM AVE	PISTACHIO CT	102.25

ID	Dist. from Corner	Barrier Type	As-is Measurement/Notes	Sidewalk Width	Qty	Unit	Cost	Total
8460	131.3 to 132.3 feet	Cross Slope (PAR)	5.0-6.0%	5 ft	5	SF	$120	**$600**
52147	131.9 to 132.9 feet	**Vertical Change**	-.29	5 ft	5	REF		
8461	133.3 to 143.2 feet	Cross Slope (PAR)	7.0-8.0%	5 ft	49	SF	$120	**$5,940**
54016	140.2 to 141.2 feet	**Vertical Change**	-.25	5 ft	5	REF		
42782	144.1 to 145.1 feet	**Vertical Change**	-.66	5 ft	5	SF	$75	**$375**
53647	144.1 to 145.1 feet	**Vertical Change**	-.26	5 ft	5	LF	$75	**$375**
8463	146.4 to 155.7 feet	Cross Slope (PAR)	2.0-3.0%	5 ft	46	SF	$120	**$5,580**
50810	148.0 to 149.0 feet	**Vertical Change**	-.31	5 ft	5	REF		
58298	150.8 to 176.1 feet	Driveway				REF		
48240	155.8 to 156.8 feet	**Vertical Change**	-.39	5 ft	5	REF		
8465	159.0 to 173.8 feet	**Cross Slope (Driveway)**	11.0-12.0%	5 ft	74	SF	$40	**$2,960**
48241	166.3 to 167.3 feet	**Vertical Change**	-.39	5 ft	5	REF		
40284	172.8 to 174.4 feet	Running Slope	6.0-7.0%	5 ft	8	REF		
49410	176.1 to 177.1 feet	**Vertical Change**	-.35	5 ft	5	REF		
8468	177.6 to 185.3 feet	Cross Slope (PAR)	2.0-3.0%	5 ft	39	SF	$120	**$4,620**
58299	181.3 to 206.5 feet	Driveway				REF		
52609	185.8 to 186.8 feet	**Vertical Change**	-.28	5 ft	5	REF		
8469	189.8 to 204.2 feet	**Cross Slope (Driveway)**	11.0-12.0%	5 ft	72	SF	$40	**$2,880**
40285	203.3 to 204.9 feet	Running Slope	6.0-7.0%	5 ft	8	REF		
8471	208.2 to 247.3 feet	Cross Slope (PAR)	2.0-3.0%	5 ft	196	SF	$120	**$23,460**
50433	215.7 to 216.7 feet	**Vertical Change**	-.32	5 ft	5	REF		
46635	223.9 to 224.9 feet	**Vertical Change**	-.45	5 ft	5	REF		
49411	231.9 to 232.9 feet	**Vertical Change**	-.35	5 ft	5	REF		
47996	240.0 to 241.0 feet	**Vertical Change**	-.4	5 ft	5	LF	$75	**$375**
58300	243.8 to 267.5 feet	Driveway				REF		
43412	247.9 to 248.9 feet	**Vertical Change**	-.61	5 ft	5	REF		
56964	248.0 to 249.0 feet	**Vertical Change**	.56	5 ft	5	REF		
8477	251.8 to 265.5 feet	**Cross Slope (Driveway)**	11.0-12.0%	5 ft	69	SF	$40	**$2,740**

Funding Source: TBD **Year to be Completed** TBD

Street Side	Run ID	Survey Street Name	Starting Street Name	End Street Name	Priority
E	1908221400	KITES WAY	ELM AVE	PISTACHIO CT	102.25

ID	Dist. from Corner	Barrier Type	As-is Measurement/Notes	Sidewalk Width	Qty	Unit	Cost	Total
44685	258.3 to 259.3 feet	Vertical Change	-.54	5 ft	5	REF		
40286	264.5 to 266.7 feet	Running Slope	5.0-6.0%	5 ft	11	REF		
45255	268.0 to 269.0 feet	Vertical Change	-.51	5 ft	5	REF		
8479	268.8 to 307.4 feet	Cross Slope (PAR)	4.0-5.0%	5 ft	193	SF	$120	**$23,160**
48827	285.9 to 286.9 feet	Vertical Change	-.37	5 ft	5	REF		
47330	294.0 to 295.0 feet	Vertical Change	-.42	5 ft	5	REF		
48828	302.1 to 303.1 feet	Vertical Change	-.37	5 ft	5	REF		
8482	307.4 to 325.9 feet	Cross Slope (PAR)	2.0-3.0%	5 ft	93	SF	$120	**$11,100**
52148	310.0 to 311.0 feet	Vertical Change	-.29	5 ft	5	REF		
50055	318.0 to 319.0 feet	Vertical Change	-.33	5 ft	5	REF		
8485	325.9 to 340.4 feet	Cross Slope (PAR)	4.0-5.0%	5 ft	73	SF	$120	**$8,700**
49734	326.0 to 327.0 feet	Vertical Change	-.34	5 ft	5	REF		
49109	333.9 to 334.9 feet	Vertical Change	-.36	5 ft	5	REF		
57245	338.0 to 339.0 feet	Vertical Change	.79	5 ft	5	REF		
8487	340.4 to 393.9 feet	Cross Slope (PAR)	2.0-3.0%	5 ft	268	SF	$120	**$32,100**
49412	342.1 to 343.1 feet	Vertical Change	-.35	5 ft	5	REF		
42395	350.0 to 351.0 feet	Vertical Change	-.7	5 ft	5	REF		
50056	358.0 to 359.0 feet	Vertical Change	-.33	5 ft	5	REF		
46869	366.0 to 367.0 feet	Vertical Change	-.44	5 ft	5	REF		
43728	373.9 to 374.9 feet	Vertical Change	-.59	5 ft	5	REF		
44873	381.9 to 382.9 feet	Vertical Change	-.53	5 ft	5	REF		
44874	389.9 to 390.9 feet	Vertical Change	-.53	5 ft	5	REF		
43413	395.5 to 396.5 feet	Vertical Change	-.61	5 ft	5	SF	$75	**$375**

TOTAL COST FOR: E *side of* **KITES WAY** *Starting at:* **ELM AVE** **$152,410.00**

Funding Source: TBD **Year to be Completed** TBD

Street Side	Run ID	Survey Street Name	Starting Street Name	End Street Name	Priority
E	1908221407	KITES WAY	PISTACHIO CT	ACACIA CT	54

ID	Dist. from Corner	Barrier Type	As-is Measurement/Notes	Sidewalk Width	Qty	Unit	Cost	Total
52161	2.6 to 3.6 feet	Vertical Change	-.29	5 ft	5	LF	$75	$375
8635	4.9 to 11.1 feet	Cross Slope (PAR)	2.0-3.0%	5 ft	31	SF	$120	$3,720
46638	12.7 to 13.7 feet	Vertical Change	-.45	5 ft	5	LF	$75	$375
8636	33.5 to 45.9 feet	Cross Slope (PAR)	2.0-3.0%	5 ft	62	SF	$120	$7,440
45544	44.6 to 45.6 feet	Vertical Change	-.5	5 ft	5	REF		
50819	52.6 to 53.6 feet	Vertical Change	-.31	5 ft	5	LF	$75	$375
53132	56.5 to 57.5 feet	Vertical Change	-.27	5 ft	5	LF	$75	$375
53133	60.5 to 61.5 feet	Vertical Change	-.27	5 ft	5	LF	$75	$375
51737	64.4 to 65.4 feet	Vertical Change	-.3	5 ft	5	LF	$75	$375
8637	67.6 to 75.8 feet	Cross Slope (PAR)	2.0-3.0%	5 ft	41	SF	$120	$4,920
52162	76.5 to 77.5 feet	Vertical Change	-.29	5 ft	5	LF	$75	$375
8638	79.5 to 95.3 feet	Cross Slope (PAR)	2.0-3.0%	5 ft	79	SF	$120	$9,480
51738	84.4 to 87.4 feet	Vertical Change	-.3	5 ft	15	REF		
53660	90.4 to 91.4 feet	Vertical Change	-.26	5 ft	5	REF		
8641	100.6 to 124.3 feet	Cross Slope (PAR)	2.0-3.0%	5 ft	119	SF	$120	$14,220
53134	112.9 to 113.9 feet	Vertical Change	-.27	5 ft	5	REF		
47102	123.0 to 124.0 feet	Vertical Change	-.43	5 ft	5	REF		
8644	128.0 to 139.6 feet	Cross Slope (PAR)	2.0-3.0%	5 ft	58	SF	$120	$6,960
8645	142.3 to 149.6 feet	Cross Slope (PAR)	2.0-3.0%	5 ft	36	SF	$120	$4,380
51739	143.5 to 144.5 feet	Vertical Change	-.3	5 ft	5	REF		
8646	151.9 to 159.3 feet	Cross Slope (PAR)	2.0-3.0%	5 ft	37	SF	$120	$4,440
50059	153.3 to 154.3 feet	Vertical Change	-.33	5 ft	5	REF		
8647	172.3 to 235.3 feet	Cross Slope (PAR)	2.0-3.0%	5 ft	315	SF	$120	$37,800
48830	193.4 to 194.4 feet	Vertical Change	-.37	5 ft	5	REF		
46871	223.4 to 224.4 feet	Vertical Change	-.44	5 ft	5	REF		
43889	233.5 to 234.5 feet	Vertical Change	-.58	5 ft	5	REF		
8648	237.8 to 239.9 feet	Cross Slope (PAR)	2.0-3.0%	5 ft	11	SF	$120	$1,260
8649	242.8 to 275.8 feet	Cross Slope (PAR)	2.0-3.0%	5 ft	165	SF	$120	$19,800

Funding Source: TBD **Year to be Completed** TBD

Street Side	Run ID	Survey Street Name	Starting Street Name	End Street Name	Priority
E	1908221407	KITES WAY	PISTACHIO CT	ACACIA CT	54

ID	Dist. from Corner	Barrier Type	As-is Measurement/Notes	Sidewalk Width	Qty	Unit	Cost	Total
51740	273.4 to 274.4 feet	Vertical Change	-.3	5 ft	5	REF		
8650	278.5 to 279.9 feet	Cross Slope (PAR)	2.0-3.0%	5 ft	7	SF	$120	**$840**
8651	282.1 to 285.8 feet	Cross Slope (PAR)	2.0-3.0%	5 ft	18	SF	$120	**$2,220**
45968	283.3 to 284.3 feet	Vertical Change	-.48	5 ft	5	REF		
8652	288.2 to 291.5 feet	Cross Slope (PAR)	2.0-3.0%	5 ft	17	SF	$120	**$1,980**
8653	296.7 to 304.9 feet	Cross Slope (PAR)	2.0-3.0%	5 ft	41	SF	$120	**$4,920**
46639	303.4 to 304.4 feet	Vertical Change	-.45	5 ft	5	REF		
8654	312.3 to 317.6 feet	Cross Slope (PAR)	2.0-3.0%	5 ft	27	SF	$120	**$3,180**
47103	313.5 to 314.5 feet	Vertical Change	-.43	5 ft	5	REF		
8655	322.3 to 339.4 feet	Cross Slope (PAR)	2.0-3.0%	5 ft	86	SF	$120	**$10,260**
45763	323.7 to 324.7 feet	Vertical Change	-.49	5 ft	5	REF		
46872	333.5 to 334.5 feet	Vertical Change	-.44	5 ft	5	REF		
47576	343.6 to 344.6 feet	Vertical Change	-.41	5 ft	5	REF		
8656	344.3 to 348.6 feet	Cross Slope (PAR)	2.0-3.0%	5 ft	22	SF	$120	**$2,580**
8657	352.5 to 399.0 feet	Cross Slope (PAR)	2.0-3.0%	5 ft	233	SF	$120	**$27,900**
48244	353.6 to 354.6 feet	Vertical Change	-.39	5 ft	5	REF		
43266	363.4 to 364.4 feet	Vertical Change	-.62	5 ft	5	REF		
45545	373.7 to 374.7 feet	Vertical Change	-.5	5 ft	5	REF		
46178	383.9 to 384.9 feet	Vertical Change	-.47	5 ft	5	REF		
48245	393.9 to 394.9 feet	Vertical Change	-.39	5 ft	5	REF		
46179	403.6 to 404.6 feet	Vertical Change	-.47	5 ft	5	REF		
8658	404.1 to 443.6 feet	Cross Slope (PAR)	2.0-3.0%	5 ft	198	SF	$120	**$23,700**
45056	413.6 to 414.6 feet	Vertical Change	-.52	5 ft	5	REF		
48531	423.7 to 424.7 feet	Vertical Change	-.38	5 ft	5	REF		
50820	433.5 to 434.5 feet	Vertical Change	-.31	5 ft	5	REF		
54025	443.5 to 444.5 feet	Vertical Change	-.25	5 ft	5	REF		
8664	443.6 to 459.1 feet	Cross Slope (PAR)	4.0-5.0%	5 ft	78	SF	$120	**$9,300**
46873	454.1 to 455.1 feet	Vertical Change	-.44	5 ft	5	REF		

Funding Source: TBD **Year to be Completed** TBD

Street Side	Run ID	Survey Street Name	Starting Street Name	End Street Name	Priority
E	1908221407	KITES WAY	PISTACHIO CT	ACACIA CT	54

ID	Dist. from Corner	Barrier Type	As-is Measurement/Notes	Sidewalk Width	Qty	Unit	Cost	Total
TOTAL COST FOR: E	*side of* **KITES WAY**	*Starting at:* **PISTACHIO CT**						**$203,925.00**

Funding Source: TBD **Year to be Completed** TBD

Street Side	Run ID	Survey Street Name	Starting Street Name	End Street Name	Priority
W	1908221419	KITES WAY	ROSE AVE	ELM AVE	96.5

ID	Dist. from Corner	Barrier Type	As-is Measurement/Notes	Sidewalk Width	Qty	Unit	Cost	Total
41290	4.9 to 5.9 feet	Vertical Change	-1.61	5 ft	5	SF	$75	**$375**
8792	6.0 to 23.3 feet	Cross Slope (PAR)	2.0-3.0%	5 ft	87	SF	$120	**$10,380**
43591	9.8 to 10.8 feet	Vertical Change	-.6	5 ft	5	REF		
42134	15.3 to 16.3 feet	Vertical Change	-.74	5 ft	5	REF		
58323	17.6 to 57.3 feet	Driveway				REF		
43132	19.3 to 20.3 feet	Vertical Change	-.63	5 ft	5	REF		
41370	23.1 to 24.1 feet	Vertical Change	-1.36	5 ft	5	REF		
8796	26.3 to 53.9 feet	Cross Slope (Driveway)	9.0-10.0%	5 ft	138	SF	$40	**$5,520**
41296	35.8 to 36.8 feet	Vertical Change	-1.59	5 ft	5	REF		
42051	45.3 to 46.3 feet	Vertical Change	-.76	5 ft	5	REF		
41414	57.5 to 58.5 feet	Vertical Change	-1.24	5 ft	5	REF		
8800	57.6 to 71.5 feet	Cross Slope (PAR)	4.0-5.0%	5 ft	70	SF	$120	**$8,340**
41941	61.7 to 62.7 feet	Vertical Change	-.79	5 ft	5	REF		
58324	66.5 to 93.0 feet	Driveway				REF		
41652	66.7 to 67.7 feet	Vertical Change	-.93	5 ft	5	REF		
41942	71.4 to 72.4 feet	Vertical Change	-.79	5 ft	5	REF		
8802	75.6 to 90.9 feet	Cross Slope (Driveway)	10.0-11.0%	5 ft	77	SF	$40	**$3,060**
41581	82.6 to 83.6 feet	Vertical Change	-1	5 ft	5	REF		
47999	93.2 to 94.2 feet	Vertical Change	-.4	5 ft	5	REF		
8807	93.9 to 95.3 feet	Cross Slope (PAR)	3.0-4.0%	5 ft	7	SF	$120	**$840**
8808	96.4 to 136.6 feet	Cross Slope (PAR)	2.0-3.0%	5 ft	201	SF	$120	**$24,120**
44255	96.5 to 97.5 feet	Vertical Change	-.56	5 ft	5	REF		
41767	99.9 to 100.9 feet	Vertical Change	-.86	5 ft	5	REF		
42396	104.1 to 105.1 feet	Vertical Change	-.7	5 ft	5	REF		
41678	108.0 to 109.0 feet	Vertical Change	-.91	5 ft	5	REF		
43267	112.8 to 113.8 feet	Vertical Change	-.62	5 ft	5	REF		
42014	117.6 to 118.6 feet	Vertical Change	-.77	5 ft	5	REF		
43730	122.7 to 123.7 feet	Vertical Change	-.59	5 ft	5	REF		

Funding Source: TBD **Year to be Completed** TBD

Street Side	Run ID	Survey Street Name	Starting Street Name	End Street Name	Priority
W	1908221419	KITES WAY	ROSE AVE	ELM AVE	96.5

ID	Dist. from Corner	Barrier Type	As-is Measurement/Notes	Sidewalk Width	Qty	Unit	Cost	Total
41724	127.6 to 128.6 feet	Vertical Change	-.88	5 ft	5	REF		
58325	132.4 to 161.8 feet	Driveway				REF		
43133	132.7 to 133.7 feet	Vertical Change	-.63	5 ft	5	REF		
8812	136.6 to 138.2 feet	Cross Slope (Driveway)	4.0-5.0%	5 ft	8	SF	$40	**$320**
41207	137.5 to 138.5 feet	Vertical Change	-2.37	5 ft	5	REF		
8813	141.2 to 156.2 feet	Cross Slope (Driveway)	10.0-11.0%	5 ft	75	SF	$40	**$3,000**
41679	148.9 to 149.9 feet	Vertical Change	-.91	5 ft	5	REF		
41282	160.0 to 161.0 feet	Vertical Change	-1.65	5 ft	5	REF		
8818	160.2 to 197.2 feet	Cross Slope (Driveway)	2.0-3.0%	5 ft	185	SF	$40	**$7,400**
43592	164.5 to 165.5 feet	Vertical Change	-.6	5 ft	5	REF		
42489	169.4 to 170.4 feet	Vertical Change	-.69	5 ft	5	REF		
44464	174.1 to 175.1 feet	Vertical Change	-.55	5 ft	5	REF		
41747	179.1 to 180.1 feet	Vertical Change	-.87	5 ft	5	REF		
41943	183.7 to 184.7 feet	Vertical Change	-.79	5 ft	5	REF		
47336	188.9 to 189.9 feet	Vertical Change	-.42	5 ft	5	REF		
57156	193.2 to 194.2 feet	Vertical Change	.67	5 ft	5	REF		
8822	197.2 to 210.4 feet	Cross Slope (PAR)	4.0-5.0%	5 ft	66	SF	$120	**$7,920**
45765	198.5 to 199.5 feet	Vertical Change	-.49	5 ft	5	REF		
41838	203.5 to 204.5 feet	Vertical Change	-.82	5 ft	5	REF		
58326	203.9 to 227.3 feet	Driveway				REF		
41561	208.6 to 209.6 feet	Vertical Change	-1.01	5 ft	5	REF		
8825	212.3 to 219.8 feet	Cross Slope (Driveway)	8.0-9.0%	5 ft	38	SF	$40	**$1,500**
41627	218.1 to 219.1 feet	Vertical Change	-.95	5 ft	5	REF		
8827	219.8 to 226.1 feet	Cross Slope (Driveway)	10.0-11.0%	5 ft	32	SF	$40	**$1,260**
45970	228.8 to 229.8 feet	Vertical Change	-.48	5 ft	5	REF		
8828	229.5 to 230.5 feet	Cross Slope (PAR)	3.0-4.0%	5 ft	5	SF	$120	**$600**
8829	230.5 to 234.0 feet	Cross Slope (PAR)	2.0-3.0%	5 ft	18	SF	$120	**$2,100**
45766	232.4 to 233.4 feet	Vertical Change	-.49	5 ft	5	REF		

Funding Source: TBD **Year to be Completed** TBD

Street Side	Run ID	Survey Street Name	Starting Street Name	End Street Name	Priority
W	1908221419	KITES WAY	ROSE AVE	ELM AVE	96.5

ID	Dist. from Corner	Barrier Type	As-is Measurement/Notes	Sidewalk Width	Qty	Unit	Cost	Total
45256	235.9 to 236.9 feet	Vertical Change	-.51	5 ft	5	SF	$75	$375
8830	239.3 to 245.4 feet	Cross Slope (PAR)	2.0-3.0%	5 ft	31	SF	$120	$3,660
42135	240.3 to 241.3 feet	Vertical Change	-.74	5 ft	5	REF		
46184	244.9 to 245.9 feet	Vertical Change	-.47	5 ft	5	REF		
45548	249.9 to 250.9 feet	Vertical Change	-.5	5 ft	5	SF	$75	$375
50439	254.6 to 255.6 feet	Vertical Change	-.32	5 ft	5	LF	$75	$375
58327	259.4 to 284.4 feet	Driveway				REF		
48533	259.8 to 260.8 feet	Vertical Change	-.38	5 ft	5	REF		
52625	264.9 to 266.0 feet	Vertical Change	-.28	5 ft	6	REF		
8831	269.2 to 277.9 feet	Cross Slope (Driveway)	11.0-12.0%	5 ft	43	SF	$40	$1,740
43731	275.2 to 276.2 feet	Vertical Change	-.59	5 ft	5	REF		
8833	277.9 to 282.6 feet	Cross Slope (Driveway)	13.014	5 ft	24	SF	$40	$940
43892	286.8 to 287.8 feet	Vertical Change	-.58	5 ft	5	REF		
8835	287.3 to 303.5 feet	Cross Slope (PAR)	2.0-3.0%	5 ft	81	SF	$120	$9,720
49113	290.4 to 291.4 feet	Vertical Change	-.36	5 ft	5	REF		
51742	294.0 to 295.0 feet	Vertical Change	-.3	5 ft	5	REF		
50440	298.0 to 299.0 feet	Vertical Change	-.32	5 ft	5	REF		
49415	301.4 to 302.4 feet	Vertical Change	-.35	5 ft	5	REF		
8837	303.5 to 323.3 feet	Cross Slope (PAR)	4.0-5.0%	5 ft	99	SF	$120	$11,880
50823	306.6 to 307.6 feet	Vertical Change	-.31	5 ft	5	REF		
41582	311.7 to 312.7 feet	Vertical Change	-1	5 ft	5	REF		
41653	317.1 to 318.1 feet	Vertical Change	-.93	5 ft	5	REF		
8844	323.3 to 341.8 feet	Cross Slope (PAR)	2.0-3.0%	5 ft	93	SF	$120	$11,100
45257	326.1 to 327.1 feet	Vertical Change	-.51	5 ft	5	REF		
44687	331.3 to 332.3 feet	Vertical Change	-.54	5 ft	5	REF		
43732	336.2 to 337.2 feet	Vertical Change	-.59	5 ft	5	REF		
58328	336.9 to 362.1 feet	Driveway				REF		
8846	345.1 to 359.8 feet	Cross Slope (Driveway)	10.0-11.0%	5 ft	74	SF	$40	$2,940

Funding Source: TBD **Year to be Completed** TBD

Street Side	Run ID	Survey Street Name	Starting Street Name	End Street Name	Priority
W	1908221419	KITES WAY	ROSE AVE	ELM AVE	96.5

ID	Dist. from Corner	Barrier Type	As-is Measurement/Notes	Sidewalk Width	Qty	Unit	Cost	Total
41707	351.0 to 352.0 feet	Vertical Change	-.89	5 ft	5	REF		
40305	358.7 to 360.4 feet	Running Slope	5.0-6.0%	5 ft	9	REF		
50824	362.8 to 363.8 feet	Vertical Change	-.31	5 ft	5	REF		
8850	363.2 to 371.9 feet	Cross Slope (PAR)	2.0-3.0%	5 ft	44	SF	$120	**$5,220**
43419	368.4 to 369.4 feet	Vertical Change	-.61	5 ft	5	REF		
43593	375.2 to 376.2 feet	Vertical Change	-.6	5 ft	5	SF	$75	**$375**
8851	379.4 to 380.4 feet	Cross Slope (PAR)	2.0-3.0%	5 ft	5	SF	$120	**$600**
44876	380.4 to 381.4 feet	Vertical Change	-.53	5 ft	5	REF		
53664	385.3 to 386.3 feet	Vertical Change	-.26	5 ft	5	LF	$75	**$375**
46643	390.3 to 391.3 feet	Vertical Change	-.45	5 ft	5	LF	$75	**$375**
8852	391.6 to 406.2 feet	Cross Slope (PAR)	2.0-3.0%	5 ft	73	SF	$120	**$8,760**
41897	395.0 to 396.0 feet	Vertical Change	-.8	5 ft	5	REF		
58329	400.8 to 424.1 feet	Driveway				REF		
41340	405.4 to 406.4 feet	Vertical Change	-1.41	5 ft	5	REF		
8854	409.8 to 422.9 feet	Cross Slope (Driveway)	10.0-11.0%	5 ft	66	SF	$40	**$2,620**
47338	415.2 to 416.2 feet	Vertical Change	-.42	5 ft	5	REF		
40306	421.8 to 423.4 feet	Running Slope	5.0-6.0%	5 ft	8	REF		
41402	425.8 to 426.8 feet	Vertical Change	-1.27	5 ft	5	REF		
8857	426.8 to 474.2 feet	Cross Slope (PAR)	2.0-3.0%	5 ft	237	SF	$120	**$28,440**
45767	429.5 to 430.5 feet	Vertical Change	-.49	5 ft	5	REF		
48248	433.7 to 434.7 feet	Vertical Change	-.39	5 ft	5	REF		
46875	438.4 to 439.4 feet	Vertical Change	-.44	5 ft	5	REF		
41822	447.9 to 448.9 feet	Vertical Change	-.83	5 ft	5	REF		
45549	452.9 to 453.9 feet	Vertical Change	-.5	5 ft	5	REF		
49736	458.3 to 459.3 feet	Vertical Change	-.34	5 ft	5	REF		
46644	463.0 to 464.0 feet	Vertical Change	-.45	5 ft	5	REF		
58330	467.5 to 493.6 feet	Driveway				REF		
49737	468.7 to 469.7 feet	Vertical Change	-.34	5 ft	5	REF		

Funding Source: TBD **Year to be Completed** TBD

Street Side	Run ID	Survey Street Name	Starting Street Name	End Street Name	Priority
W	1908221419	KITES WAY	ROSE AVE	ELM AVE	96.5

ID	Dist. from Corner	Barrier Type	As-is Measurement/Notes	Sidewalk Width	Qty	Unit	Cost	Total
53665	473.4 to 474.4 feet	Vertical Change	-.26	5 ft	5	REF		
8865	477.7 to 491.8 feet	Cross Slope (Driveway)	9.0-10.0%	5 ft	71	SF	$40	**$2,820**
46876	484.6 to 485.6 feet	Vertical Change	-.44	5 ft	5	REF		
40307	490.8 to 491.8 feet	Running Slope	5.0-6.0%	5 ft	5	REF		
41801	494.6 to 495.6 feet	Vertical Change	-.84	5 ft	5	REF		
8867	495.2 to 496.6 feet	Cross Slope (PAR)	2.0-3.0%	5 ft	7	SF	$120	**$840**
8868	500.6 to 540.3 feet	Cross Slope (PAR)	2.0-3.0%	5 ft	198	SF	$120	**$23,820**
47578	501.4 to 502.4 feet	Vertical Change	-.41	5 ft	5	REF		
44465	508.8 to 509.8 feet	Vertical Change	-.55	5 ft	5	REF		
45550	513.6 to 514.6 feet	Vertical Change	-.5	5 ft	5	REF		
46417	519.3 to 520.3 feet	Vertical Change	-.46	5 ft	5	REF		
46418	529.2 to 530.2 feet	Vertical Change	-.46	5 ft	5	REF		
58331	533.7 to 560.1 feet	Driveway				REF		
49114	534.7 to 535.7 feet	Vertical Change	-.36	5 ft	5	REF		
41407	539.4 to 540.4 feet	Vertical Change	-1.25	5 ft	5	REF		
8874	543.2 to 558.8 feet	Cross Slope (Driveway)	8.0-9.0%	5 ft	78	SF	$40	**$3,120**
44065	550.0 to 551.0 feet	Vertical Change	-.57	5 ft	5	REF		
40308	558.2 to 559.2 feet	Running Slope	5.0-6.0%	5 ft	5	REF		
8879	561.7 to 576.7 feet	Cross Slope (PAR)	3.0-4.0%	5 ft	75	SF	$120	**$9,000**
44688	573.5 to 574.5 feet	Vertical Change	-.54	5 ft	5	REF		
8880	576.7 to 603.8 feet	Cross Slope (PAR)	2.0-3.0%	5 ft	135	SF	$120	**$16,260**
51743	578.3 to 579.3 feet	Vertical Change	-.3	5 ft	5	REF		
48249	583.4 to 584.4 feet	Vertical Change	-.39	5 ft	5	REF		
48250	587.8 to 588.8 feet	Vertical Change	-.39	5 ft	5	REF		
51744	598.1 to 599.1 feet	Vertical Change	-.3	5 ft	5	REF		
58332	598.3 to 623.0 feet	Driveway				REF		
41364	603.3 to 604.3 feet	Vertical Change	-1.37	5 ft	5	REF		
8884	606.3 to 609.3 feet	Cross Slope (Driveway)	8.0-9.0%	5 ft	15	SF	$40	**$600**

Funding Source: TBD **Year to be Completed** TBD

Street Side	Run ID	Survey Street Name	Starting Street Name	End Street Name	Priority
W	1908221419	KITES WAY	ROSE AVE	ELM AVE	96.5

ID	Dist. from Corner	Barrier Type	As-is Measurement/Notes	Sidewalk Width	Qty	Unit	Cost	Total
8886	609.3 to 620.8 feet	Cross Slope (Driveway)	10.0-11.0%	5 ft	58	SF	$40	**$2,300**
43420	614.8 to 615.8 feet	Vertical Change	-.61	5 ft	5	REF		
40309	619.5 to 621.3 feet	Running Slope	5.0-6.0%	5 ft	9	REF		
8890	624.3 to 631.3 feet	Cross Slope (PAR)	3.0-4.0%	5 ft	35	SF	$120	**$4,200**
50825	628.7 to 629.7 feet	Vertical Change	-.31	5 ft	5	REF		
8891	631.3 to 679.6 feet	Cross Slope (PAR)	2.0-3.0%	5 ft	242	SF	$120	**$28,980**
50060	634.5 to 635.5 feet	Vertical Change	-.33	5 ft	5	REF		
48000	649.9 to 650.9 feet	Vertical Change	-.4	5 ft	5	REF		
49416	653.7 to 654.7 feet	Vertical Change	-.35	5 ft	5	REF		
48832	657.6 to 658.6 feet	Vertical Change	-.37	5 ft	5	REF		
58333	674.3 to 712.4 feet	Driveway				REF		
44689	678.9 to 679.9 feet	Vertical Change	-.54	5 ft	5	REF		
8896	683.0 to 687.2 feet	Cross Slope (Driveway)	10.0-11.0%	5 ft	21	SF	$40	**$840**
8898	687.2 to 694.7 feet	Cross Slope (Driveway)	12.0-13.0%	5 ft	38	SF	$40	**$1,500**
52626	691.0 to 692.0 feet	Vertical Change	-.28	5 ft	5	REF		
8900	694.7 to 710.4 feet	Cross Slope (Driveway)	10.0-11.0%	5 ft	79	SF	$40	**$3,140**
46645	701.1 to 702.1 feet	Vertical Change	-.45	5 ft	5	REF		
40310	709.8 to 711.9 feet	Running Slope	5.0-6.0%	5 ft	11	REF		
43421	713.7 to 714.7 feet	Vertical Change	-.61	5 ft	5	REF		
8903	714.3 to 715.4 feet	Cross Slope (PAR)	3.0-4.0%	5 ft	6	SF	$120	**$660**
8904	715.4 to 718.5 feet	Cross Slope (PAR)	2.0-3.0%	5 ft	16	SF	$120	**$1,860**
58334	720.7 to 751.2 feet	Driveway				REF		
47579	725.8 to 726.8 feet	Vertical Change	-.41	5 ft	5	REF		
8905	729.7 to 748.2 feet	Cross Slope (Driveway)	10.0-11.0%	5 ft	93	SF	$40	**$3,700**
47339	751.8 to 752.8 feet	Vertical Change	-.42	5 ft	5	REF		
8909	752.4 to 754.2 feet	Cross Slope (PAR)	3.0-4.0%	5 ft	9	SF	$120	**$1,080**
8910	754.2 to 802.4 feet	Cross Slope (PAR)	2.0-3.0%	5 ft	241	SF	$120	**$28,920**
50441	771.6 to 772.6 feet	Vertical Change	-.32	5 ft	5	REF		

Funding Source: TBD **Year to be Completed** TBD

Street Side	Run ID	Survey Street Name	Starting Street Name	End Street Name	Priority
W	1908221419	KITES WAY	ROSE AVE	ELM AVE	96.5

ID	Dist. from Corner	Barrier Type	As-is Measurement/Notes	Sidewalk Width	Qty	Unit	Cost	Total
52627	781.7 to 782.7 feet	Vertical Change	-.28	5 ft	5	REF		
46877	791.5 to 792.5 feet	Vertical Change	-.44	5 ft	5	REF		
58335	796.7 to 822.3 feet	Driveway				REF		
41435	801.7 to 802.7 feet	Vertical Change	-1.2	5 ft	5	REF		
8913	806.1 to 815.7 feet	Cross Slope (Driveway)	11.0-12.0%	5 ft	48	SF	$40	**$1,920**
42052	812.3 to 813.3 feet	Vertical Change	-.76	5 ft	5	REF		
8916	815.7 to 819.7 feet	Cross Slope (Driveway)	13.014	5 ft	20	SF	$40	**$800**
40311	819.5 to 821.5 feet	Running Slope	5.0-6.0%	5 ft	10	REF		
41839	823.1 to 824.1 feet	Vertical Change	-.82	5 ft	5	REF		
8918	823.6 to 824.7 feet	Cross Slope (PAR)	3.0-4.0%	5 ft	6	SF	$120	**$660**
8919	824.7 to 833.8 feet	Cross Slope (PAR)	2.0-3.0%	5 ft	46	SF	$120	**$5,460**
8921	833.8 to 860.3 feet	Cross Slope (PAR)	4.0-5.0%	5 ft	133	SF	$120	**$15,900**
41604	834.5 to 835.5 feet	Vertical Change	-.98	5 ft	5	REF		
45551	842.6 to 843.6 feet	Vertical Change	-.5	5 ft	5	REF		
53137	846.7 to 847.7 feet	Vertical Change	-.27	5 ft	5	REF		
52628	855.4 to 856.4 feet	Vertical Change	-.28	5 ft	5	REF		

TOTAL COST FOR: W *side of* **KITES WAY** *Starting at:* **ROSE AVE** **$324,985.00**

Funding Source: TBD **Year to be Completed** TBD

Street Side	Run ID	Survey Street Name	Starting Street Name	End Street Name	Priority
NW	51909241413	LAKE AVE	10TH ST	11TH ST	102.75

ID	Dist. from Corner	Barrier Type	As-is Measurement/Notes	Sidewalk Width	Qty	Unit	Cost	Total
40968	0.0 to 1.6 feet	Running Slope	6.0-7.0%	6 ft	9	SF	$120	**$1,056**
31933	22.6 to 35.9 feet	Cross Slope (PAR)	2.0-3.0%	6 ft	73	SF	$120	**$8,778**
31938	39.4 to 40.5 feet	Cross Slope (PAR)	3.0-4.0%	6 ft	6	SF	$120	**$726**
31939	42.9 to 45.0 feet	Cross Slope (PAR)	3.0-4.0%	6 ft	12	SF	$120	**$1,386**
31940	48.1 to 49.2 feet	Cross Slope (PAR)	5.0-6.0%	6 ft	6	SF	$120	**$726**
31941	50.5 to 51.6 feet	Cross Slope (PAR)	2.0-3.0%	6 ft	6	SF	$120	**$726**
59869	51.1 to 62.3 feet	Driveway				REF		
31942	61.4 to 65.2 feet	**Cross Slope (Driveway)**	3.0-4.0%	6 ft	21	SF	$40	**$836**
31945	65.2 to 71.1 feet	Cross Slope (PAR)	2.0-3.0%	6 ft	32	SF	$120	**$3,894**
31948	71.4 to 74.1 feet	Cross Slope (PAR)	4.0-5.0%	6 ft	15	SF	$120	**$1,782**
55519	71.7 to 72.7 feet	**Vertical Change**	.3	6 ft	6	REF		
31949	76.4 to 100.2 feet	Cross Slope (PAR)	2.0-3.0%	6 ft	131	SF	$120	**$15,708**
31958	101.3 to 121.1 feet	Cross Slope (PAR)	4.0-5.0%	6 ft	109	SF	$120	**$13,068**
31965	121.1 to 122.2 feet	Cross Slope (PAR)	2.0-3.0%	6 ft	6	SF	$120	**$726**
59870	122.8 to 138.3 feet	Driveway				REF		
59871	150.2 to 161.8 feet	Driveway				REF		
56449	151.8 to 152.8 feet	**Vertical Change**	.4	6 ft	6	REF		
31966	153.1 to 154.3 feet	**Cross Slope (Driveway)**	2.0-3.0%	6 ft	7	SF	$40	**$264**
31967	168.1 to 192.9 feet	Cross Slope (PAR)	2.0-3.0%	6 ft	136	SF	$120	**$16,368**
59872	198.8 to 210.5 feet	Driveway				REF		
31973	218.5 to 224.8 feet	Cross Slope (PAR)	2.0-3.0%	6 ft	35	SF	$120	**$4,158**
55520	235.2 to 236.2 feet	**Vertical Change**	.3	6 ft	6	LF	$75	**$413**
51173	236.8 to 237.8 feet	**Vertical Change**	-.3	6 ft	6	LF	$75	**$413**
56450	239.0 to 243.8 feet	**Vertical Change**	.4	6 ft	26	LF	$75	**$1,980**
57417	244.6 to 245.6 feet	**Vertical Change**	1.2	6 ft	6	SF	$75	**$413**
31976	246.7 to 248.5 feet	Cross Slope (PAR)	2.0-3.0%	6 ft	10	SF	$120	**$1,188**
51174	247.2 to 248.2 feet	**Vertical Change**	-.3	6 ft	6	REF		
59873	247.2 to 258.8 feet	Driveway				REF		
51175	251.5 to 252.5 feet	**Vertical Change**	-.3	6 ft	6	REF		

Funding Source: TBD **Year to be Completed** TBD

Street Side	Run ID	Survey Street Name	Starting Street Name	End Street Name	Priority
NW	51909241413	LAKE AVE	10TH ST	11TH ST	102.75

ID	Dist. from Corner	Barrier Type	As-is Measurement/Notes	Sidewalk Width	Qty	Unit	Cost	Total
55523	253.3 to 254.3 feet	Vertical Change	.3	6 ft	6	REF		
31977	253.4 to 256.5 feet	Cross Slope (Driveway)	11.0-12.0%	6 ft	17	SF	$40	**$682**
57205	261.8 to 262.8 feet	Vertical Change	.7	6 ft	6	SF	$75	**$413**

TOTAL COST FOR: NW *side of* **LAKE AVE** *Starting at:* **10TH ST** **$75,702.00**

Funding Source: TBD **Year to be Completed** TBD

Street Side	Run ID	Survey Street Name	Starting Street Name	End Street Name	Priority
SE	51909241417	LAKE AVE	10TH ST	9TH ST	117

ID	Dist. from Corner	Barrier Type	As-is Measurement/Notes	Sidewalk Width	Qty	Unit	Cost	Total
59877	11.1 to 29.7 feet	Driveway				REF		
32018	11.2 to 13.2 feet	Cross Slope (Driveway)	2.0-3.0%	6 ft	11	SF	$40	**$440**
56453	24.1 to 25.1 feet	Vertical Change	.4	6 ft	6	REF		
57631	103.3 to 104.3 feet	Vertical Change	3.3	6 ft	6	SF	$75	**$413**
59878	103.8 to 114.1 feet	Driveway				REF		
138	146.4 to 147.4 feet	Protruding Object		6 ft	6	JOB	$99	**$99**
56454	149.3 to 150.3 feet	Vertical Change	.4	6 ft	6	LF	$75	**$413**
56827	158.1 to 159.1 feet	Vertical Change	.5	6 ft	6	SF	$75	**$413**
32019	169.2 to 171.6 feet	Cross Slope (PAR)	2.0-3.0%	6 ft	13	SF	$120	**$1,584**
55525	182.7 to 183.7 feet	Vertical Change	.3	6 ft	6	LF	$75	**$413**
32021	183.8 to 189.5 feet	Cross Slope (PAR)	2.0-3.0%	6 ft	31	SF	$120	**$3,762**
51176	190.2 to 191.2 feet	Vertical Change	-.3	6 ft	6	LF	$75	**$413**
59879	192.4 to 195.5 feet	Driveway				REF		
32023	194.3 to 195.7 feet	Cross Slope (Driveway)	2.0-3.0%	6 ft	8	SF	$40	**$308**
55526	199.1 to 200.1 feet	Vertical Change	.3	6 ft	6	LF	$75	**$413**
59880	208.8 to 225.1 feet	Driveway				REF		
51177	227.8 to 228.8 feet	Vertical Change	-.3	6 ft	6	LF	$75	**$413**
57443	229.5 to 230.5 feet	Vertical Change	1.3	6 ft	6	SF	$75	**$413**
32024	232.5 to 244.8 feet	Cross Slope (PAR)	2.0-3.0%	6 ft	68	SF	$120	**$8,118**
55527	237.5 to 238.5 feet	Vertical Change	.3	6 ft	6	REF		
32027	254.6 to 256.6 feet	Cross Slope (PAR)	2.0-3.0%	6 ft	11	SF	$120	**$1,320**
32028	264.2 to 265.8 feet	Cross Slope (PAR)	2.0-3.0%	6 ft	9	SF	$120	**$1,056**
57587	271.4 to 272.4 feet	Vertical Change	2.8	6 ft	6	SF	$75	**$413**
32029	282.1 to 284.8 feet	Cross Slope (PAR)	3.0-4.0%	6 ft	15	SF	$120	**$1,782**
32030	286.1 to 287.8 feet	Cross Slope (PAR)	2.0-3.0%	6 ft	9	SF	$120	**$1,122**
56828	288.1 to 289.1 feet	Vertical Change	.5	6 ft	6	SF	$75	**$413**

TOTAL COST FOR: SE *side of* **LAKE AVE** *Starting at:* **10TH ST** **$23,716.00**

Funding Source: TBD **Year to be Completed** TBD

Street Side	Run ID	Survey Street Name	Starting Street Name	End Street Name	Priority
SE	51909241415	LAKE AVE	11TH ST	10TH ST	106.75

ID	Dist. from Corner	Barrier Type	As-is Measurement/Notes	Sidewalk Width	Qty	Unit	Cost	Total
40969	0.0 to 1.5 feet	Running Slope	6.0-7.0%	6 ft	8	SF	$120	**$990**
40970	1.5 to 2.6 feet	Running Slope	5.0-6.0%	6 ft	6	SF	$120	**$726**
56451	28.7 to 29.7 feet	**Vertical Change**	.4	6 ft	6	REF		
31978	29.0 to 36.2 feet	Cross Slope (PAR)	2.0-3.0%	6 ft	40	SF	$120	**$4,752**
59874	37.2 to 53.0 feet	Driveway				REF		
56452	38.1 to 39.1 feet	**Vertical Change**	.4	6 ft	6	REF		
31979	41.7 to 47.4 feet	**Cross Slope (Driveway)**	9.0-10.0%	6 ft	31	SF	$40	**$1,254**
31982	47.4 to 50.8 feet	**Cross Slope (Driveway)**	11.0-12.0%	6 ft	19	SF	$40	**$748**
31984	54.2 to 61.9 feet	Cross Slope (PAR)	3.0-4.0%	6 ft	42	SF	$120	**$5,082**
59875	59.8 to 89.1 feet	Driveway				REF		
31987	68.8 to 87.3 feet	**Cross Slope (Driveway)**	9.0-10.0%	6 ft	102	SF	$40	**$4,070**
40971	89.8 to 92.2 feet	Running Slope	5.0-6.0%	6 ft	13	SF	$120	**$1,584**
31992	90.7 to 106.8 feet	Cross Slope (PAR)	2.0-3.0%	6 ft	89	SF	$120	**$10,626**
31996	110.6 to 116.5 feet	Cross Slope (PAR)	2.0-3.0%	6 ft	32	SF	$120	**$3,894**
31998	116.5 to 124.3 feet	Cross Slope (PAR)	4.0-5.0%	6 ft	43	SF	$120	**$5,148**
32001	128.7 to 133.6 feet	Cross Slope (PAR)	4.0-5.0%	6 ft	27	SF	$120	**$3,234**
32003	135.1 to 136.3 feet	Cross Slope (PAR)	6.0-7.0%	6 ft	7	SF	$120	**$792**
32004	136.3 to 137.3 feet	Cross Slope (PAR)	5.0-6.0%	6 ft	6	SF	$120	**$660**
59876	139.6 to 152.8 feet	Driveway				REF		
40972	140.7 to 141.8 feet	Running Slope	5.0-6.0%	6 ft	6	REF		
42351	140.9 to 141.9 feet	**Vertical Change**	-.7	6 ft	6	REF		
47756	141.0 to 142.0 feet	**Vertical Change**	-.4	6 ft	6	REF		
32005	142.3 to 144.8 feet	**Cross Slope (Driveway)**	6.0-7.0%	6 ft	14	SF	$40	**$550**
45401	146.0 to 147.0 feet	**Vertical Change**	-.5	6 ft	6	REF		
32006	150.5 to 153.3 feet	**Cross Slope (Driveway)**	3.0-4.0%	6 ft	15	SF	$40	**$616**
47757	152.8 to 153.8 feet	**Vertical Change**	-.4	6 ft	6	REF		
32008	159.7 to 162.5 feet	Cross Slope (PAR)	3.0-4.0%	6 ft	15	SF	$120	**$1,848**
55524	161.5 to 162.5 feet	**Vertical Change**	.3	6 ft	6	REF		

Funding Source: TBD **Year to be Completed** TBD

Street Side	Run ID	Survey Street Name	Starting Street Name	End Street Name	Priority
SE	51909241415	LAKE AVE	11TH ST	10TH ST	106.75

ID	Dist. from Corner	Barrier Type	As-is Measurement/Notes	Sidewalk Width	Qty	Unit	Cost	Total
32010	162.5 to 169.1 feet	Cross Slope (PAR)	2.0-3.0%	6 ft	36	SF	$120	**$4,356**
32014	208.9 to 210.2 feet	Cross Slope (PAR)	2.0-3.0%	6 ft	7	SF	$120	**$858**
32015	224.1 to 225.8 feet	Cross Slope (PAR)	2.0-3.0%	6 ft	9	SF	$120	**$1,122**
32016	230.1 to 231.8 feet	Cross Slope (PAR)	2.0-3.0%	6 ft	9	SF	$120	**$1,122**
32017	276.6 to 282.0 feet	Cross Slope (PAR)	2.0-3.0%	6 ft	30	SF	$120	**$3,564**

TOTAL COST FOR: SE *side of* **LAKE AVE** *Starting at:* **11TH ST** **$57,596.00**

Funding Source: TBD **Year to be Completed** TBD

Street Side	Run ID	Survey Street Name	Starting Street Name	End Street Name	Priority
NW	51909241244	LAKE AVE	13TH ST	SIDEWALK ENDS	59

ID	Dist. from Corner	Barrier Type	As-is Measurement/Notes	Sidewalk Width	Qty	Unit	Cost	Total
55449	24.7 to 25.7 feet	Vertical Change	.3	6 ft	6	LF	$75	**$413**

TOTAL COST FOR: NW *side of* **LAKE AVE** *Starting at:* **13TH ST** **$412.50**

Funding Source: TBD **Year to be Completed** TBD

Street Side	Run ID	Survey Street Name	Starting Street Name	End Street Name	Priority
SE	51909241231	LAKE AVE	15TH ST	SIDEWALK ENDS	66

ID	Dist. from Corner	Barrier Type	As-is Measurement/Notes	Sidewalk Width	Qty	Unit	Cost	Total
30879	6.5 to 10.3 feet	Cross Slope (PAR)	2.0-3.0%	6 ft	21	SF	$120	**$2,508**
30880	15.4 to 45.0 feet	Cross Slope (PAR)	2.0-3.0%	6 ft	163	SF	$120	**$19,536**
30888	45.8 to 78.3 feet	Cross Slope (PAR)	4.0-5.0%	6 ft	179	SF	$120	**$21,450**

TOTAL COST FOR: SE *side of* **LAKE AVE** *Starting at:* **15TH ST** **$43,494.00**

Funding Source: TBD **Year to be Completed** TBD

Street Side	Run ID	Survey Street Name	Starting Street Name	End Street Name	Priority
SW	51909241323	LAKE AVE	2ND ST	SIDEWALK ENDS	74.25

ID	Dist. from Corner	Barrier Type	As-is Measurement/Notes	Sidewalk Width	Qty	Unit	Cost	Total
40944	0.0 to 1.5 feet	Running Slope	5.0-6.0%	6 ft	8	SF	$120	**$990**
31539	19.8 to 21.5 feet	Cross Slope (PAR)	2.0-3.0%	6 ft	9	SF	$120	**$1,122**
51158	20.2 to 21.2 feet	**Vertical Change**	-.3	6 ft	6	REF		
31540	24.3 to 28.8 feet	Cross Slope (PAR)	3.0-4.0%	6 ft	25	SF	$120	**$2,970**
31541	34.2 to 41.0 feet	Cross Slope (PAR)	3.0-4.0%	6 ft	37	SF	$120	**$4,488**
31542	41.0 to 46.7 feet	Cross Slope (PAR)	2.0-3.0%	6 ft	31	SF	$120	**$3,762**
31544	47.6 to 56.1 feet	Cross Slope (PAR)	4.0-5.0%	6 ft	47	SF	$120	**$5,610**
55476	48.4 to 49.4 feet	**Vertical Change**	.3	6 ft	6	REF		
31548	56.1 to 57.8 feet	Cross Slope (PAR)	2.0-3.0%	6 ft	9	SF	$120	**$1,122**
59829	60.5 to 77.7 feet	Driveway				REF		

TOTAL COST FOR: SW *side of* **LAKE AVE** *Starting at:* **2ND ST** **$20,064.00**

Funding Source: TBD **Year to be Completed** TBD

Street Side	Run ID	Survey Street Name	Starting Street Name	End Street Name	Priority
NW	51909241327	LAKE AVE	3RD ST	4TH ST	78.75

ID	Dist. from Corner	Barrier Type	As-is Measurement/Notes	Sidewalk Width	Qty	Unit	Cost	Total
40945	0.7 to 1.7 feet	Running Slope	7.0-8.0%	6 ft	6	SF	$120	**$660**
31549	6.3 to 7.3 feet	Cross Slope (PAR)	6.0-7.0%	6 ft	6	SF	$120	**$660**
31550	8.3 to 11.5 feet	Cross Slope (PAR)	5.0-6.0%	6 ft	18	SF	$120	**$2,112**
31552	24.2 to 32.3 feet	Cross Slope (PAR)	2.0-3.0%	6 ft	45	SF	$120	**$5,346**
56443	32.2 to 33.2 feet	**Vertical Change**	.4	6 ft	6	REF		
31554	33.0 to 34.5 feet	Cross Slope (PAR)	4.0-5.0%	6 ft	8	SF	$120	**$990**
31555	38.7 to 39.8 feet	Cross Slope (PAR)	2.0-3.0%	6 ft	6	SF	$120	**$726**
59830	42.5 to 56.2 feet	Driveway				REF		
31556	97.5 to 101.0 feet	Cross Slope (PAR)	2.0-3.0%	6 ft	19	SF	$120	**$2,310**
31558	103.2 to 118.9 feet	Cross Slope (PAR)	2.0-3.0%	6 ft	86	SF	$120	**$10,362**
59831	107.6 to 119.4 feet	Driveway				REF		
51159	117.4 to 118.4 feet	**Vertical Change**	-.3	6 ft	6	REF		
31560	121.0 to 138.7 feet	Cross Slope (PAR)	2.0-3.0%	6 ft	97	SF	$120	**$11,682**
31565	149.2 to 172.9 feet	Cross Slope (PAR)	2.0-3.0%	6 ft	130	SF	$120	**$15,642**
47748	172.3 to 173.3 feet	**Vertical Change**	-.4	6 ft	6	REF		
55477	209.9 to 210.9 feet	**Vertical Change**	.3	6 ft	6	LF	$75	**$413**
31571	227.3 to 235.8 feet	Cross Slope (PAR)	2.0-3.0%	6 ft	47	SF	$120	**$5,610**
31574	247.9 to 250.9 feet	Cross Slope (PAR)	2.0-3.0%	6 ft	17	SF	$120	**$1,980**
31575	261.3 to 274.9 feet	Cross Slope (PAR)	2.0-3.0%	6 ft	75	SF	$120	**$8,976**

TOTAL COST FOR: NW *side of* **LAKE AVE** *Starting at:* **3RD ST** **$67,468.50**

Funding Source: TBD **Year to be Completed** TBD

Street Side	Run ID	Survey Street Name	Starting Street Name	End Street Name	Priority
SE	51909241334	LAKE AVE	4TH ST	3RD ST	88.75

ID	Dist. from Corner	Barrier Type	As-is Measurement/Notes	Sidewalk Width	Qty	Unit	Cost	Total
55482	8.5 to 9.5 feet	Vertical Change	.3	6 ft	6	LF	$75	$413
31587	12.2 to 14.9 feet	Cross Slope (PAR)	2.0-3.0%	6 ft	15	SF	$120	$1,782
51160	16.5 to 17.5 feet	Vertical Change	-.3	6 ft	6	LF	$75	$413
31588	33.7 to 37.8 feet	Cross Slope (PAR)	2.0-3.0%	6 ft	23	SF	$120	$2,706
56821	43.5 to 44.5 feet	Vertical Change	.5	6 ft	6	SF	$75	$413
51161	93.7 to 94.7 feet	Vertical Change	-.3	6 ft	6	LF	$75	$413
51162	98.3 to 99.3 feet	Vertical Change	-.3	6 ft	6	LF	$75	$413
31589	101.3 to 102.5 feet	Cross Slope (PAR)	2.0-3.0%	6 ft	7	SF	$120	$792
59834	105.3 to 113.4 feet	Driveway				REF		
55483	107.3 to 108.3 feet	Vertical Change	.3	6 ft	6	REF		
31590	108.5 to 128.5 feet	Cross Slope (Driveway)	2.0-3.0%	6 ft	110	SF	$40	$4,400
59835	123.4 to 134.8 feet	Driveway				REF		
31593	133.3 to 139.5 feet	Cross Slope (Driveway)	2.0-3.0%	6 ft	34	SF	$40	$1,364
55484	157.5 to 158.5 feet	Vertical Change	.3	6 ft	6	LF	$75	$413
133	166.5 to 167.5 feet	Protruding Object		6 ft	6	JOB	$99	$99
56444	167.3 to 168.3 feet	Vertical Change	.4	6 ft	6	LF	$75	$413
40947	167.3 to 168.3 feet	Running Slope	5.0-6.0%	6 ft	6	SF	$120	$660
40948	168.3 to 169.8 feet	Running Slope	6.0-7.0%	6 ft	8	SF	$120	$990
31595	172.0 to 174.4 feet	Cross Slope (PAR)	4.0-5.0%	6 ft	13	SF	$120	$1,584
40949	172.1 to 173.9 feet	Running Slope	6.0-7.0%	6 ft	10	REF		
55485	174.9 to 175.9 feet	Vertical Change	.3	6 ft	6	LF	$75	$413
40950	178.6 to 180.9 feet	Running Slope	8.0-9.0%	6 ft	13	SF	$120	$1,518
31596	183.8 to 184.8 feet	Cross Slope (PAR)	2.0-3.0%	6 ft	6	SF	$120	$660
59836	207.1 to 214.6 feet	Driveway				REF		
31597	218.5 to 228.5 feet	Cross Slope (PAR)	2.0-3.0%	6 ft	55	SF	$120	$6,600
56445	227.9 to 228.9 feet	Vertical Change	.4	6 ft	6	REF		
31600	233.2 to 274.3 feet	Cross Slope (PAR)	2.0-3.0%	6 ft	226	SF	$120	$27,126
31609	281.1 to 299.3 feet	Cross Slope (PAR)	2.0-3.0%	6 ft	100	SF	$120	$12,012

TOTAL COST FOR: SE *side of* **LAKE AVE** *Starting at:* **4TH ST** **$65,593.00**

Funding Source: TBD **Year to be Completed** TBD

Street Side	Run ID	Survey Street Name	Starting Street Name	End Street Name	Priority
SE	51909241329	LAKE AVE	5TH ST	SIDEWALK ENDS	68.25

ID	Dist. from Corner	Barrier Type	As-is Measurement/Notes	Sidewalk Width	Qty	Unit	Cost	Total
40946	0.0 to 1.3 feet	Running Slope	5.0-6.0%	6 ft	7	SF	$120	**$858**
59832	27.8 to 38.9 feet	Driveway				REF		
55478	59.8 to 60.8 feet	**Vertical Change**	.3	6 ft	6	LF	$75	**$413**
59833	80.3 to 91.9 feet	Driveway				REF		
55479	85.1 to 86.1 feet	**Vertical Change**	.3	6 ft	6	REF		

TOTAL COST FOR: SE *side of* **LAKE AVE** *Starting at:* **5TH ST** **$1,270.50**

Funding Source: TBD **Year to be Completed** TBD

Street Side	Run ID	Survey Street Name	Starting Street Name	End Street Name	Priority
NW	51909241404	LAKE AVE	6TH ST	7TH ST	97.25

ID	Dist. from Corner	Barrier Type	As-is Measurement/Notes	Sidewalk Width	Qty	Unit	Cost	Total
45397	0.1 to 1.1 feet	Vertical Change	-.5	6 ft	6	SF	$75	$413
56824	0.4 to 1.4 feet	Vertical Change	.5	6 ft	6	SF	$75	$413
59856	0.8 to 10.8 feet	Driveway				REF		
45398	12.6 to 13.6 feet	Vertical Change	-.5	6 ft	6	SF	$75	$413
55501	31.8 to 32.8 feet	Vertical Change	.3	6 ft	5	LF	$75	$413
57586	40.9 to 41.9 feet	Vertical Change	2.8	6 ft	6	SF	$75	$413
55502	105.8 to 106.8 feet	Vertical Change	.3	6 ft	6	LF	$75	$413
31854	118.4 to 131.8 feet	Cross Slope (PAR)	2.0-3.0%	6 ft	74	SF	$120	$8,844
55503	124.8 to 125.8 feet	Vertical Change	.3	6 ft	6	REF		
59857	127.3 to 142.1 feet	Driveway				REF		
51171	134.3 to 135.3 feet	Vertical Change	-.3	6 ft	6	REF		
31856	134.3 to 140.8 feet	Cross Slope (Driveway)	3.0-4.0%	6 ft	36	SF	$40	$1,430
31858	140.8 to 143.5 feet	Cross Slope (Driveway)	2.0-3.0%	6 ft	15	SF	$40	$594
31859	145.8 to 159.3 feet	Cross Slope (PAR)	2.0-3.0%	6 ft	74	SF	$120	$8,910
59858	152.1 to 156.1 feet	Driveway				REF		
31861	163.0 to 171.6 feet	Cross Slope (PAR)	3.0-4.0%	6 ft	47	SF	$120	$5,676
55504	174.0 to 175.0 feet	Vertical Change	.3	6 ft	6	LF	$75	$413
31864	177.8 to 180.5 feet	Cross Slope (PAR)	2.0-3.0%	6 ft	15	SF	$120	$1,782
45399	177.9 to 178.9 feet	Vertical Change	-.5	6 ft	6	REF		
55505	195.9 to 196.9 feet	Vertical Change	.3	6 ft	6	LF	$75	$413
59859	232.3 to 241.3 feet	Driveway				REF		
31865	240.5 to 241.5 feet	Cross Slope (Driveway)	2.0-3.0%	6 ft	6	SF	$40	$220
51172	246.8 to 247.8 feet	Vertical Change	-.3	6 ft	6	LF	$75	$413
59860	249.7 to 263.3 feet	Driveway				REF		
31866	252.8 to 253.8 feet	Cross Slope (Driveway)	2.0-3.0%	6 ft	6	SF	$40	$220
40961	294.3 to 295.3 feet	Running Slope	5.0-6.0%	6 ft	6	SF	$120	$660

TOTAL COST FOR: NW *side of* **LAKE AVE** *Starting at:* **6TH ST** **$32,048.50**

Funding Source: TBD **Year to be Completed** TBD

Street Side	Run ID	Survey Street Name	Starting Street Name	End Street Name	Priority
NW	51909241406	LAKE AVE	7TH ST	8TH ST	102.25

ID	Dist. from Corner	Barrier Type	As-is Measurement/Notes	Sidewalk Width	Qty	Unit	Cost	Total
31867	99.3 to 101.5 feet	Cross Slope (PAR)	2.0-3.0%	6 ft	12	SF	$120	**$1,452**
59861	101.3 to 110.5 feet	Driveway				REF		
31868	104.8 to 127.8 feet	**Cross Slope (Driveway)**	2.0-3.0%	6 ft	127	SF	$40	**$5,060**
55506	112.4 to 113.4 feet	**Vertical Change**	.3	6 ft	6	REF		
31875	164.9 to 177.3 feet	Cross Slope (PAR)	2.0-3.0%	6 ft	68	SF	$120	**$8,184**
59862	183.0 to 197.8 feet	Driveway				REF		
31878	202.1 to 208.7 feet	Cross Slope (PAR)	2.0-3.0%	6 ft	36	SF	$120	**$4,356**
59863	202.8 to 210.7 feet	Driveway				REF		
41568	213.4 to 214.4 feet	**Vertical Change**	-1	6 ft	6	SF	$75	**$413**
47753	220.9 to 221.9 feet	**Vertical Change**	-.4	6 ft	6	LF	$75	**$413**
135	249.3 to 250.3 feet	**Continuous Width**		6 ft	6	SF	$120	**$660**
56447	256.0 to 257.0 feet	**Vertical Change**	.4	6 ft	6	LF	$75	**$413**
47754	257.7 to 258.7 feet	**Vertical Change**	-.4	6 ft	6	LF	$75	**$413**
56825	257.8 to 260.8 feet	**Vertical Change**	.5	6 ft	17	SF	$75	**$1,238**
31879	259.0 to 260.3 feet	Cross Slope (PAR)	2.0-3.0%	6 ft	7	SF	$120	**$858**
31880	263.2 to 264.3 feet	Cross Slope (PAR)	2.0-3.0%	6 ft	6	SF	$120	**$726**
55508	266.3 to 267.3 feet	**Vertical Change**	.3	6 ft	6	LF	$75	**$413**
55509	269.4 to 270.4 feet	**Vertical Change**	.3	6 ft	6	LF	$75	**$413**
57611	276.6 to 277.6 feet	**Vertical Change**	3	6 ft	6	SF	$75	**$413**
56826	281.8 to 288.0 feet	**Vertical Change**	.5	6 ft	34	SF	$75	**$2,558**
55512	291.0 to 292.0 feet	**Vertical Change**	.3	6 ft	6	LF	$75	**$413**
55513	294.2 to 295.2 feet	**Vertical Change**	.3	6 ft	6	LF	$75	**$413**
40962	294.8 to 296.2 feet	Running Slope	5.0-6.0%	6 ft	8	SF	$120	**$924**

TOTAL COST FOR: NW *side of* **LAKE AVE** *Starting at:* **7TH ST** **$29,727.50**

Funding Source: TBD **Year to be Completed** TBD

Street Side	Run ID	Survey Street Name	Starting Street Name	End Street Name	Priority
SE	51909241426	LAKE AVE	7TH ST	6TH ST	97.25

ID	Dist. from Corner	Barrier Type	As-is Measurement/Notes	Sidewalk Width	Qty	Unit	Cost	Total
40974	0.3 to 2.0 feet	Running Slope	5.0-6.0%	6 ft	9	SF	$120	**$1,122**
56456	9.1 to 10.1 feet	**Vertical Change**	.4	6 ft	6	LF	$75	**$413**
55532	16.3 to 17.3 feet	**Vertical Change**	.3	6 ft	6	LF	$75	**$413**
56833	20.1 to 21.1 feet	**Vertical Change**	.5	6 ft	5	SF	$75	**$413**
55533	29.8 to 30.8 feet	**Vertical Change**	.3	6 ft	6	LF	$75	**$413**
51178	43.3 to 44.3 feet	**Vertical Change**	-.3	6 ft	6	LF	$75	**$413**
55534	46.1 to 47.1 feet	**Vertical Change**	.3	6 ft	6	LF	$75	**$413**
56457	50.2 to 51.2 feet	**Vertical Change**	.4	6 ft	6	LF	$75	**$413**
56834	71.8 to 72.8 feet	**Vertical Change**	.5	6 ft	6	SF	$75	**$413**
57444	73.9 to 74.9 feet	**Vertical Change**	1.3	6 ft	6	SF	$75	**$413**
59888	76.1 to 86.2 feet	Driveway				REF		
32092	82.5 to 84.3 feet	**Cross Slope (Driveway)**	2.0-3.0%	6 ft	10	SF	$40	**$396**
32093	91.4 to 93.3 feet	Cross Slope (PAR)	3.0-4.0%	6 ft	10	SF	$120	**$1,254**
32094	93.8 to 107.0 feet	Cross Slope (PAR)	2.0-3.0%	6 ft	73	SF	$120	**$8,712**
32098	119.0 to 125.2 feet	Cross Slope (PAR)	2.0-3.0%	6 ft	34	SF	$120	**$4,092**
59889	126.0 to 136.6 feet	Driveway				REF		
32101	129.2 to 138.8 feet	**Cross Slope (Driveway)**	2.0-3.0%	6 ft	53	SF	$40	**$2,112**
32103	184.9 to 186.2 feet	Cross Slope (PAR)	2.0-3.0%	6 ft	7	SF	$120	**$858**
59890	194.1 to 208.6 feet	Driveway				REF		
55535	195.1 to 196.1 feet	**Vertical Change**	.3	6 ft	6	REF		
32104	205.1 to 208.8 feet	**Cross Slope (Driveway)**	2.0-3.0%	6 ft	20	SF	$40	**$814**
32106	212.6 to 225.4 feet	Cross Slope (PAR)	2.0-3.0%	6 ft	70	SF	$120	**$8,448**
55536	250.1 to 251.1 feet	**Vertical Change**	.3	6 ft	6	LF	$75	**$413**
55537	259.8 to 260.8 feet	**Vertical Change**	.3	6 ft	6	LF	$75	**$413**

TOTAL COST FOR: SE *side of* **LAKE AVE** *Starting at:* **7TH ST** **$32,345.50**

Funding Source: TBD **Year to be Completed** TBD

Street Side	Run ID	Survey Street Name	Starting Street Name	End Street Name	Priority
NW	51909241409	LAKE AVE	8TH ST	9TH ST	118.25

ID	Dist. from Corner	Barrier Type	As-is Measurement/Notes	Sidewalk Width	Qty	Unit	Cost	Total
31881	60.0 to 68.4 feet	Cross Slope (PAR)	2.0-3.0%	6 ft	46	SF	$120	**$5,544**
59864	86.7 to 104.4 feet	Driveway				REF		
57363	89.8 to 90.8 feet	**Vertical Change**	1	6 ft	6	REF		
31886	92.8 to 99.4 feet	**Cross Slope (Driveway)**	11.0-12.0%	6 ft	36	SF	$40	**$1,452**
45400	101.8 to 103.0 feet	**Vertical Change**	-.5	6 ft	7	REF		
31889	110.3 to 112.6 feet	Cross Slope (PAR)	3.0-4.0%	6 ft	13	SF	$120	**$1,518**
59865	110.8 to 128.5 feet	Driveway				REF		
31890	112.6 to 115.3 feet	**Cross Slope (Driveway)**	2.0-3.0%	6 ft	15	SF	$40	**$594**
55514	130.0 to 131.0 feet	**Vertical Change**	.3	6 ft	6	LF	$75	**$413**
31892	133.0 to 141.7 feet	Cross Slope (PAR)	2.0-3.0%	6 ft	48	SF	$120	**$5,742**
55515	177.5 to 178.5 feet	**Vertical Change**	.3	6 ft	6	LF	$75	**$413**
31894	182.0 to 192.3 feet	Cross Slope (PAR)	2.0-3.0%	6 ft	57	SF	$120	**$6,798**
136	240.5 to 241.5 feet	**Protruding Object**		6 ft	6	JOB	$99	**$99**
31895	248.4 to 255.1 feet	Cross Slope (PAR)	2.0-3.0%	6 ft	37	SF	$120	**$4,422**
31897	259.8 to 261.2 feet	Cross Slope (PAR)	2.0-3.0%	6 ft	8	SF	$120	**$924**
40963	299.0 to 301.4 feet	Running Slope	6.0-7.0%	6 ft	13	SF	$120	**$1,584**

TOTAL COST FOR: NW *side of* **LAKE AVE** *Starting at:* **8TH ST** **$29,502.00**

Funding Source: TBD **Year to be Completed** TBD

Street Side	Run ID	Survey Street Name	Starting Street Name	End Street Name	Priority
SE	51909241424	LAKE AVE	8TH ST	7TH ST	91.75

ID	Dist. from Corner	Barrier Type	As-is Measurement/Notes	Sidewalk Width	Qty	Unit	Cost	Total
59885	20.3 to 56.0 feet	Driveway				REF		
32070	50.9 to 52.3 feet	Cross Slope (Driveway)	2.0-3.0%	6 ft	8	SF	$40	$308
32071	55.1 to 58.5 feet	Cross Slope (Driveway)	2.0-3.0%	6 ft	19	SF	$40	$748
40973	57.5 to 58.7 feet	Running Slope	5.0-6.0%	6 ft	7	REF		
45402	80.6 to 81.9 feet	Vertical Change	-.5	6 ft	7	SF	$75	$536
32073	91.7 to 99.0 feet	Cross Slope (PAR)	2.0-3.0%	6 ft	40	SF	$120	$4,818
32076	108.8 to 110.1 feet	Cross Slope (PAR)	2.0-3.0%	6 ft	7	SF	$120	$858
32077	111.8 to 113.3 feet	Cross Slope (PAR)	5.0-6.0%	6 ft	8	SF	$120	$990
59886	116.8 to 133.1 feet	Driveway				REF		
32078	139.6 to 145.2 feet	Cross Slope (PAR)	3.0-4.0%	6 ft	31	SF	$120	$3,696
32081	145.2 to 148.3 feet	Cross Slope (PAR)	2.0-3.0%	6 ft	17	SF	$120	$2,046
32083	173.0 to 174.3 feet	Cross Slope (PAR)	2.0-3.0%	6 ft	7	SF	$120	$858
59887	180.7 to 191.0 feet	Driveway				REF		
32084	186.0 to 189.4 feet	Cross Slope (Driveway)	2.0-3.0%	6 ft	19	SF	$40	$748
32086	202.7 to 209.6 feet	Cross Slope (PAR)	2.0-3.0%	6 ft	38	SF	$120	$4,554
32089	248.6 to 250.0 feet	Cross Slope (PAR)	2.0-3.0%	6 ft	8	SF	$120	$924
56832	249.4 to 250.4 feet	Vertical Change	.5	6 ft	6	REF		
32090	254.5 to 258.5 feet	Cross Slope (PAR)	2.0-3.0%	6 ft	22	SF	$120	$2,640

TOTAL COST FOR: SE *side of* **LAKE AVE** *Starting at:* **8TH ST** **$23,724.25**

Funding Source: TBD **Year to be Completed** TBD

Street Side	Run ID	Survey Street Name	Starting Street Name	End Street Name	Priority
NW	51909241411	LAKE AVE	9TH ST	10TH ST	104.75

ID	Dist. from Corner	Barrier Type	As-is Measurement/Notes	Sidewalk Width	Qty	Unit	Cost	Total
40965	0.0 to 3.9 feet	Running Slope	8.0-9.0%	6 ft	21	SF	$120	**$2,574**
40966	4.5 to 5.7 feet	Running Slope	6.0-7.0%	6 ft	7	SF	$120	**$792**
55516	9.8 to 10.8 feet	**Vertical Change**	.3	6 ft	5	LF	$75	**$413**
31898	11.0 to 23.5 feet	Cross Slope (PAR)	2.0-3.0%	6 ft	69	SF	$120	**$8,250**
43526	23.7 to 24.7 feet	**Vertical Change**	-.6	6 ft	6	REF		
31902	23.8 to 30.4 feet	Cross Slope (PAR)	4.0-5.0%	6 ft	36	SF	$120	**$4,356**
137	27.7 to 28.7 feet	**Protruding Object**		6 ft	6	JOB	$99	**$99**
31905	31.2 to 38.8 feet	Cross Slope (PAR)	2.0-3.0%	6 ft	42	SF	$120	**$5,016**
31908	41.5 to 48.2 feet	Cross Slope (PAR)	2.0-3.0%	6 ft	37	SF	$120	**$4,422**
31911	48.2 to 55.0 feet	Cross Slope (PAR)	4.0-5.0%	6 ft	37	SF	$120	**$4,488**
31915	56.6 to 61.8 feet	Cross Slope (PAR)	2.0-3.0%	6 ft	29	SF	$120	**$3,432**
31917	64.3 to 99.4 feet	Cross Slope (PAR)	2.0-3.0%	6 ft	193	SF	$120	**$23,166**
56448	90.8 to 91.8 feet	**Vertical Change**	.4	6 ft	6	REF		
55517	129.6 to 130.6 feet	**Vertical Change**	.3	6 ft	6	LF	$75	**$413**
59866	141.3 to 151.9 feet	Driveway				REF		
59867	181.9 to 191.8 feet	Driveway				REF		
59868	234.9 to 278.6 feet	Driveway				REF		
55518	259.8 to 260.8 feet	**Vertical Change**	.3	6 ft	6	REF		
31929	268.8 to 270.5 feet	**Cross Slope (Driveway)**	2.0-3.0%	6 ft	9	SF	$40	**$374**
31930	277.8 to 284.7 feet	**Cross Slope (Driveway)**	2.0-3.0%	6 ft	38	SF	$40	**$1,518**
40967	294.3 to 295.9 feet	Running Slope	5.0-6.0%	6 ft	9	SF	$120	**$1,056**

TOTAL COST FOR: NW *side of* **LAKE AVE** *Starting at:* **9TH ST** **$60,368.00**

Funding Source: TBD **Year to be Completed** TBD

Street Side	Run ID	Survey Street Name	Starting Street Name	End Street Name	Priority
SE	51909241420	LAKE AVE	9TH ST	8TH ST	113.5

ID	Dist. from Corner	Barrier Type	As-is Measurement/Notes	Sidewalk Width	Qty	Unit	Cost	Total
32031	0.3 to 4.0 feet	Cross Slope (PAR)	2.0-3.0%	6 ft	20	SF	$120	**$2,442**
59881	5.1 to 21.8 feet	Driveway				REF		
32032	17.0 to 19.5 feet	**Cross Slope (Driveway)**	2.0-3.0%	6 ft	14	SF	$40	**$550**
32033	25.8 to 41.7 feet	Cross Slope (PAR)	4.0-5.0%	6 ft	87	SF	$120	**$10,494**
32038	41.7 to 43.6 feet	Cross Slope (PAR)	2.0-3.0%	6 ft	10	SF	$120	**$1,254**
32039	58.2 to 59.3 feet	Cross Slope (PAR)	2.0-3.0%	6 ft	6	SF	$120	**$726**
32040	63.0 to 78.0 feet	Cross Slope (PAR)	2.0-3.0%	6 ft	83	SF	$120	**$9,900**
56829	78.3 to 81.0 feet	**Vertical Change**	.5	6 ft	15	SF	$75	**$1,114**
59882	79.3 to 106.1 feet	Driveway				REF		
32044	82.5 to 83.8 feet	**Cross Slope (Driveway)**	4.0-5.0%	6 ft	7	SF	$40	**$286**
32045	85.2 to 87.8 feet	**Cross Slope (Driveway)**	2.0-3.0%	6 ft	14	SF	$40	**$572**
56455	89.6 to 90.6 feet	**Vertical Change**	.4	6 ft	6	REF		
32046	98.6 to 103.7 feet	**Cross Slope (Driveway)**	2.0-3.0%	6 ft	28	SF	$40	**$1,122**
55529	103.3 to 104.3 feet	**Vertical Change**	.3	6 ft	6	REF		
32048	109.2 to 112.3 feet	Cross Slope (PAR)	4.0-5.0%	6 ft	17	SF	$120	**$2,046**
32050	114.2 to 117.4 feet	Cross Slope (PAR)	2.0-3.0%	6 ft	18	SF	$120	**$2,112**
32051	123.8 to 137.7 feet	Cross Slope (PAR)	2.0-3.0%	6 ft	76	SF	$120	**$9,174**
55530	142.8 to 143.8 feet	**Vertical Change**	.3	6 ft	6	LF	$75	**$413**
32055	147.8 to 164.7 feet	Cross Slope (PAR)	2.0-3.0%	6 ft	93	SF	$120	**$11,154**
55531	160.2 to 161.2 feet	**Vertical Change**	.3	6 ft	6	REF		
32059	167.2 to 172.3 feet	Cross Slope (PAR)	4.0-5.0%	6 ft	28	SF	$120	**$3,366**
56830	173.0 to 174.0 feet	**Vertical Change**	.5	6 ft	6	SF	$75	**$413**
59883	175.2 to 188.1 feet	Driveway				REF		
32061	197.1 to 201.4 feet	Cross Slope (PAR)	3.0-4.0%	6 ft	24	SF	$120	**$2,838**
32064	203.1 to 204.8 feet	Cross Slope (PAR)	5.0-6.0%	6 ft	9	SF	$120	**$1,122**
32065	205.4 to 209.3 feet	Cross Slope (PAR)	6.0-7.0%	6 ft	21	SF	$120	**$2,574**
32066	209.3 to 210.7 feet	Cross Slope (PAR)	5.0-6.0%	6 ft	8	SF	$120	**$924**
59884	215.6 to 238.9 feet	Driveway				REF		
56831	241.5 to 242.5 feet	**Vertical Change**	.5	6 ft	6	SF	$75	**$413**

Funding Source: TBD **Year to be Completed** TBD

Street Side	Run ID	Survey Street Name	Starting Street Name	End Street Name	Priority
SE	51909241420	LAKE AVE	9TH ST	8TH ST	113.5

ID	Dist. from Corner	Barrier Type	As-is Measurement/Notes	Sidewalk Width	Qty	Unit	Cost	Total
32067	242.7 to 244.8 feet	Cross Slope (PAR)	5.0-6.0%	6 ft	12	SF	$120	**$1,386**
41689	243.2 to 244.2 feet	**Vertical Change**	-.9	6 ft	6	REF		
32068	251.3 to 253.9 feet	Cross Slope (PAR)	2.0-3.0%	6 ft	14	SF	$120	**$1,716**
32069	256.5 to 257.8 feet	Cross Slope (PAR)	2.0-3.0%	6 ft	7	SF	$120	**$858**
57418	289.0 to 290.0 feet	**Vertical Change**	1.2	6 ft	6	SF	$75	**$413**

TOTAL COST FOR: SE *side of* **LAKE AVE** *Starting at:* **9TH ST** **$69,379.75**

Funding Source: TBD **Year to be Completed** TBD

Street Side	Run ID	Survey Street Name	Starting Street Name	End Street Name	Priority
NW	51909241229	LAKE AVE	SIDEWALK BEGINS	15TH ST	118.25

ID	Dist. from Corner	Barrier Type	As-is Measurement/Notes	Sidewalk Width	Qty	Unit	Cost	Total
30839	0.0 to 11.7 feet	Cross Slope (PAR)	14.0-15.0%	6 ft	64	SF	$120	**$7,722**
59786	17.3 to 42.6 feet	Driveway				REF		
30842	24.0 to 30.3 feet	**Cross Slope (Driveway)**	12.0-13.0%	6 ft	35	SF	$40	**$1,386**
30845	33.0 to 38.4 feet	**Cross Slope (Driveway)**	12.0-13.0%	6 ft	30	SF	$40	**$1,188**
30847	41.2 to 42.2 feet	**Cross Slope (Driveway)**	13.014	6 ft	6	SF	$40	**$220**
40910	43.2 to 44.3 feet	Running Slope	5.0-6.0%	6 ft	6	REF		
30848	50.5 to 57.8 feet	Cross Slope (PAR)	3.0-4.0%	6 ft	40	SF	$120	**$4,818**
30850	57.8 to 65.6 feet	Cross Slope (PAR)	5.0-6.0%	6 ft	43	SF	$120	**$5,148**
43524	62.1 to 63.1 feet	**Vertical Change**	-.6	6 ft	6	REF		
30852	65.8 to 66.8 feet	Cross Slope (PAR)	6.0-7.0%	6 ft	6	SF	$120	**$660**
30853	69.2 to 79.3 feet	Cross Slope (PAR)	5.0-6.0%	6 ft	56	SF	$120	**$6,666**
51130	78.4 to 79.4 feet	**Vertical Change**	-.3	6 ft	6	REF		
30857	80.2 to 95.8 feet	Cross Slope (PAR)	3.0-4.0%	6 ft	86	SF	$120	**$10,296**
55444	92.7 to 93.7 feet	**Vertical Change**	.3	6 ft	6	REF		
59787	95.5 to 108.3 feet	Driveway				REF		
30861	100.3 to 108.5 feet	**Cross Slope (Driveway)**	13.014	6 ft	45	SF	$40	**$1,804**
40911	108.2 to 110.9 feet	Running Slope	6.0-7.0%	6 ft	15	REF		
30864	117.4 to 119.2 feet	Cross Slope (PAR)	2.0-3.0%	6 ft	10	SF	$120	**$1,188**
57518	117.5 to 118.5 feet	**Vertical Change**	1.9	6 ft	6	REF		
30865	121.7 to 127.1 feet	Cross Slope (PAR)	3.0-4.0%	6 ft	30	SF	$120	**$3,564**
59788	127.1 to 139.9 feet	Driveway				REF		
30867	133.9 to 138.6 feet	**Cross Slope (Driveway)**	11.0-12.0%	6 ft	26	SF	$40	**$1,034**
30869	143.8 to 155.1 feet	Cross Slope (PAR)	2.0-3.0%	6 ft	62	SF	$120	**$7,458**
51131	158.0 to 159.0 feet	**Vertical Change**	-.3	6 ft	6	LF	$75	**$413**
55445	166.8 to 167.8 feet	**Vertical Change**	.3	6 ft	6	REF		
30871	167.3 to 183.8 feet	Cross Slope (PAR)	2.0-3.0%	6 ft	91	SF	$120	**$10,890**
56427	186.8 to 187.8 feet	**Vertical Change**	.4	6 ft	6	REF		
30875	186.8 to 187.8 feet	Cross Slope (PAR)	2.0-3.0%	6 ft	6	SF	$120	**$660**

Funding Source: TBD **Year to be Completed** TBD

Street Side	Run ID	Survey Street Name	Starting Street Name	End Street Name	Priority
NW	51909241229	LAKE AVE	SIDEWALK BEGINS	15TH ST	118.25

ID	Dist. from Corner	Barrier Type	As-is Measurement/Notes	Sidewalk Width	Qty	Unit	Cost	Total
57076	190.4 to 191.4 feet	Vertical Change	.6	6 ft	6	SF	$75	**$413**
30876	193.8 to 204.3 feet	Cross Slope (PAR)	2.0-3.0%	6 ft	58	SF	$120	**$6,930**

TOTAL COST FOR: NW *side of* **LAKE AVE** *Starting at:* **SIDEWALK BEGINS** **$72,457.00**

Funding Source: TBD **Year to be Completed** TBD

Street Side	Run ID	Survey Street Name	Starting Street Name	End Street Name	Priority
SE	51909241232	LAKE AVE	SIDEWALK BEGINS	15TH ST	90.25

ID	Dist. from Corner	Barrier Type	As-is Measurement/Notes	Sidewalk Width	Qty	Unit	Cost	Total
40912	0.0 to 1.5 feet	Running Slope	5.0-6.0%	6 ft	8	SF	$120	**$990**
59789	19.9 to 35.4 feet	Driveway				REF		
56428	20.1 to 21.1 feet	**Vertical Change**	.4	6 ft	5	REF		
30895	25.4 to 27.1 feet	**Cross Slope (Driveway)**	9.0-10.0%	6 ft	9	SF	$40	**$374**
30896	27.3 to 34.7 feet	**Cross Slope (Driveway)**	11.0-12.0%	6 ft	41	SF	$40	**$1,628**
40913	34.6 to 35.7 feet	Running Slope	5.0-6.0%	6 ft	6	REF		
59790	48.2 to 72.2 feet	Driveway				REF		
30898	54.4 to 71.8 feet	**Cross Slope (Driveway)**	12.0-13.0%	6 ft	96	SF	$40	**$3,828**
40914	71.7 to 74.0 feet	Running Slope	6.0-7.0%	6 ft	13	REF		
30903	76.6 to 77.8 feet	Cross Slope (PAR)	2.0-3.0%	6 ft	7	SF	$120	**$792**
30904	92.5 to 106.4 feet	Cross Slope (PAR)	2.0-3.0%	6 ft	76	SF	$120	**$9,174**
30906	120.3 to 123.8 feet	Cross Slope (PAR)	2.0-3.0%	6 ft	19	SF	$120	**$2,310**
30908	127.5 to 129.5 feet	Cross Slope (PAR)	2.0-3.0%	6 ft	11	SF	$120	**$1,320**
30909	134.9 to 143.0 feet	Cross Slope (PAR)	2.0-3.0%	6 ft	45	SF	$120	**$5,346**

TOTAL COST FOR: SE *side of* **LAKE AVE** *Starting at:* **SIDEWALK BEGINS** **$25,762.00**

Funding Source: TBD **Year to be Completed** TBD

Street Side	Run ID	Survey Street Name	Starting Street Name	End Street Name	Priority
SE	51909241331	LAKE AVE	SIDEWALK BEGINS	4TH ST	80

ID	Dist. from Corner	Barrier Type	As-is Measurement/Notes	Sidewalk Width	Qty	Unit	Cost	Total
31580	13.9 to 18.4 feet	Cross Slope (PAR)	2.0-3.0%	6 ft	25	SF	$120	**$2,970**
56819	19.8 to 20.8 feet	**Vertical Change**	.5	6 ft	6	SF	$75	**$413**
31582	25.5 to 40.9 feet	Cross Slope (PAR)	2.0-3.0%	6 ft	85	SF	$120	**$10,164**
56820	26.1 to 27.1 feet	**Vertical Change**	.5	6 ft	6	REF		
31585	43.9 to 47.2 feet	Cross Slope (PAR)	2.0-3.0%	6 ft	18	SF	$120	**$2,178**
31586	50.3 to 52.6 feet	Cross Slope (PAR)	2.0-3.0%	6 ft	13	SF	$120	**$1,518**
55480	51.4 to 52.4 feet	**Vertical Change**	.3	6 ft	6	REF		
55481	63.6 to 64.6 feet	**Vertical Change**	.3	6 ft	5	LF	$75	**$413**

TOTAL COST FOR: SE *side of* **LAKE AVE** *Starting at:* **SIDEWALK BEGINS** **$17,655.00**

Funding Source: TBD **Year to be Completed** TBD

Street Side	Run ID	Survey Street Name	Starting Street Name	End Street Name	Priority
SE	51909241337	LAKE AVE	SIDEWALK BEGINS	SIDEWALK ENDS	79

ID	Dist. from Corner	Barrier Type	As-is Measurement/Notes	Sidewalk Width	Qty	Unit	Cost	Total
31614	1.0 to 26.3 feet	Cross Slope (PAR)	2.0-3.0%	6 ft	139	SF	$120	**$16,698**
57442	3.9 to 4.9 feet	**Vertical Change**	1.3	6 ft	6	REF		
43525	18.9 to 19.9 feet	**Vertical Change**	-.6	6 ft	6	REF		
41688	36.3 to 37.3 feet	**Vertical Change**	-.9	6 ft	6	SF	$75	**$413**
55486	39.3 to 40.3 feet	**Vertical Change**	.3	6 ft	6	LF	$75	**$413**
31619	42.2 to 50.4 feet	Cross Slope (PAR)	2.0-3.0%	6 ft	45	SF	$120	**$5,412**

TOTAL COST FOR: SE *side of* **LAKE AVE** *Starting at:* **SIDEWALK BEGINS** **$22,935.00**

Funding Source: TBD **Year to be Completed** TBD

Street Side	Run ID	Survey Street Name	Starting Street Name	End Street Name	Priority
S/E	1908221511	LARK AVE	PINE ST	ROSE AVE	79.25

ID	Dist. from Corner	Barrier Type	As-is Measurement/Notes	Sidewalk Width	Qty	Unit	Cost	Total
9978	5.0 to 32.7 feet	Cross Slope (PAR)	2.0-3.0%	5 ft	139	SF	$120	**$16,620**
41349	7.1 to 8.1 feet	**Vertical Change**	-1.4	5 ft	5	REF		
53174	10.6 to 19.9 feet	**Vertical Change**	-.27	5 ft	46	REF		
44268	20.8 to 21.8 feet	**Vertical Change**	-.56	5 ft	5	REF		
52666	22.8 to 27.9 feet	**Vertical Change**	-.28	5 ft	26	REF		
58405	26.9 to 53.4 feet	Driveway				REF		
41350	28.9 to 29.9 feet	**Vertical Change**	-1.4	5 ft	5	REF		
45790	30.9 to 34.0 feet	**Vertical Change**	-.49	5 ft	16	REF		
9979	36.9 to 51.3 feet	**Cross Slope (Driveway)**	9.0-10.0%	5 ft	72	SF	$40	**$2,880**
44895	43.9 to 44.9 feet	**Vertical Change**	-.53	5 ft	5	REF		
45080	54.4 to 57.3 feet	**Vertical Change**	-.52	5 ft	15	REF		
9982	55.0 to 61.5 feet	Cross Slope (PAR)	2.0-3.0%	5 ft	33	SF	$120	**$3,900**
58406	56.9 to 84.8 feet	Driveway				REF		
41226	58.3 to 59.3 feet	**Vertical Change**	-2.09	5 ft	5	REF		
42239	60.3 to 63.5 feet	**Vertical Change**	-.72	5 ft	16	REF		
50480	62.9 to 66.6 feet	**Vertical Change**	-.32	5 ft	18	REF		
9984	68.1 to 127.4 feet	**Cross Slope (Driveway)**	2.0-3.0%	5 ft	297	SF	$40	**$11,860**
44269	70.2 to 71.2 feet	**Vertical Change**	-.56	5 ft	5	REF		
44270	74.3 to 75.3 feet	**Vertical Change**	-.56	5 ft	5	REF		
44707	78.5 to 79.5 feet	**Vertical Change**	-.54	5 ft	5	REF		
46200	82.6 to 83.6 feet	**Vertical Change**	-.47	5 ft	5	REF		
48023	85.7 to 89.0 feet	**Vertical Change**	-.4	5 ft	17	REF		
41512	90.1 to 91.1 feet	**Vertical Change**	-1.08	5 ft	5	REF		
52668	94.9 to 98.1 feet	**Vertical Change**	-.28	5 ft	16	REF		
43145	99.2 to 100.2 feet	**Vertical Change**	-.63	5 ft	5	REF		
52669	101.0 to 105.6 feet	**Vertical Change**	-.28	5 ft	23	REF		
44089	106.6 to 109.5 feet	**Vertical Change**	-.57	5 ft	15	REF		
51784	110.2 to 113.1 feet	**Vertical Change**	-.3	5 ft	15	REF		

Funding Source: TBD **Year to be Completed** TBD

Street Side	Run ID	Survey Street Name	Starting Street Name	End Street Name	Priority
S/E	1908221511	LARK AVE	PINE ST	ROSE AVE	79.25

ID	Dist. from Corner	Barrier Type	As-is Measurement/Notes	Sidewalk Width	Qty	Unit	Cost	Total
43435	113.8 to 114.8 feet	Vertical Change	-.61	5 ft	5	REF		
50876	115.7 to 118.5 feet	Vertical Change	-.31	5 ft	14	REF		
46894	121.3 to 129.5 feet	Vertical Change	-.44	5 ft	41	REF		
9987	132.3 to 137.1 feet	Cross Slope (PAR)	2.0-3.0%	5 ft	24	SF	$120	**$2,880**
51785	135.9 to 136.9 feet	Vertical Change	-.3	5 ft	5	REF		
48551	148.7 to 149.7 feet	Vertical Change	-.38	5 ft	5	LF	$75	**$375**
58407	151.6 to 178.3 feet	Driveway				REF		
41989	153.6 to 158.4 feet	Vertical Change	-.78	5 ft	24	REF		
51786	158.0 to 159.0 feet	Vertical Change	-.3	5 ft	5	REF		
43611	159.9 to 160.9 feet	Vertical Change	-.6	5 ft	5	REF		
9988	162.8 to 165.9 feet	Cross Slope (Driveway)	2.0-3.0%	5 ft	15	SF	$40	**$620**
46202	164.5 to 165.5 feet	Vertical Change	-.47	5 ft	5	REF		
44709	168.9 to 169.9 feet	Vertical Change	-.54	5 ft	5	REF		
45279	172.9 to 173.9 feet	Vertical Change	-.51	5 ft	5	REF		
45081	176.9 to 177.9 feet	Vertical Change	-.52	5 ft	5	REF		
9989	178.2 to 188.6 feet	Cross Slope (Driveway)	2.0-3.0%	5 ft	52	SF	$40	**$2,080**
48851	180.4 to 184.1 feet	Vertical Change	-.37	5 ft	19	REF		
58408	182.7 to 207.0 feet	Driveway				REF		
41365	184.8 to 185.8 feet	Vertical Change	-1.37	5 ft	5	REF		
43146	186.4 to 187.4 feet	Vertical Change	-.63	5 ft	5	REF		
53705	188.4 to 189.6 feet	Vertical Change	-.26	5 ft	6	REF		
42400	191.6 to 192.6 feet	Vertical Change	-.7	5 ft	5	REF		
9990	192.3 to 207.2 feet	Cross Slope (Driveway)	2.0-3.0%	5 ft	75	SF	$40	**$2,980**
42145	196.1 to 197.1 feet	Vertical Change	-.74	5 ft	5	REF		
41513	200.3 to 201.3 feet	Vertical Change	-1.08	5 ft	5	REF		
41605	204.5 to 205.5 feet	Vertical Change	-.98	5 ft	5	REF		
41595	208.7 to 209.7 feet	Vertical Change	-.99	5 ft	5	REF		
9993	209.7 to 258.8 feet	Cross Slope (PAR)	2.0-3.0%	5 ft	246	SF	$120	**$29,460**

Funding Source: TBD **Year to be Completed** TBD

Street Side	Run ID	Survey Street Name	Starting Street Name	End Street Name	Priority
S/E	1908221511	LARK AVE	PINE ST	ROSE AVE	79.25

ID	Dist. from Corner	Barrier Type	As-is Measurement/Notes	Sidewalk Width	Qty	Unit	Cost	Total
45280	211.3 to 214.5 feet	Vertical Change	-.51	5 ft	16	REF		
41551	215.3 to 216.3 feet	Vertical Change	-1.02	5 ft	5	REF		
53176	218.5 to 221.1 feet	Vertical Change	-.27	5 ft	13	REF		
42792	224.6 to 225.6 feet	Vertical Change	-.66	5 ft	5	REF		
53177	226.3 to 234.3 feet	Vertical Change	-.27	5 ft	40	REF		
50877	237.0 to 238.0 feet	Vertical Change	-.31	5 ft	5	REF		
42591	238.8 to 239.8 feet	Vertical Change	-.68	5 ft	5	REF		
52212	240.8 to 246.1 feet	Vertical Change	-.29	5 ft	27	REF		
43906	247.1 to 248.1 feet	Vertical Change	-.58	5 ft	5	REF		
58409	248.9 to 281.7 feet	Driveway				REF		
53707	249.3 to 250.3 feet	Vertical Change	-.26	5 ft	5	REF		
41448	251.4 to 252.4 feet	Vertical Change	-1.16	5 ft	5	REF		
57406	251.5 to 252.5 feet	Vertical Change	1.18	5 ft	5	REF		
43280	253.7 to 257.1 feet	Vertical Change	-.62	5 ft	17	REF		
50878	257.8 to 258.8 feet	Vertical Change	-.31	5 ft	5	REF		
10001	258.8 to 263.7 feet	Cross Slope (Driveway)	4.0-5.0%	5 ft	25	SF	$40	**$980**
43748	259.3 to 260.3 feet	Vertical Change	-.59	5 ft	5	REF		
44896	262.8 to 263.8 feet	Vertical Change	-.53	5 ft	5	REF		
10003	263.7 to 277.1 feet	Cross Slope (Driveway)	2.0-3.0%	5 ft	67	SF	$40	**$2,680**
44271	267.2 to 268.2 feet	Vertical Change	-.56	5 ft	5	REF		
45083	271.7 to 272.7 feet	Vertical Change	-.52	5 ft	5	REF		
44710	276.1 to 277.1 feet	Vertical Change	-.54	5 ft	5	REF		
10005	277.1 to 283.2 feet	Cross Slope (Driveway)	4.0-5.0%	5 ft	30	SF	$40	**$1,220**
53179	279.1 to 280.1 feet	Vertical Change	-.27	5 ft	5	REF		
47360	282.9 to 287.8 feet	Vertical Change	-.42	5 ft	25	REF		
10009	283.2 to 288.9 feet	Cross Slope (PAR)	2.0-3.0%	5 ft	28	SF	$120	**$3,420**
58410	283.4 to 312.3 feet	Driveway				REF		
10011	291.6 to 310.0 feet	Cross Slope (Driveway)	8.0-9.0%	5 ft	92	SF	$40	**$3,680**

Funding Source: TBD **Year to be Completed** TBD

Street Side	Run ID	Survey Street Name	Starting Street Name	End Street Name	Priority
S/E	1908221511	LARK AVE	PINE ST	ROSE AVE	79.25

ID	Dist. from Corner	Barrier Type	As-is Measurement/Notes	Sidewalk Width	Qty	Unit	Cost	Total
40315	307.8 to 309.5 feet	Running Slope	5.0-6.0%	5 ft	9	REF		
10015	313.3 to 315.8 feet	Cross Slope (PAR)	2.0-3.0%	5 ft	13	SF	$120	**$1,500**
49770	313.4 to 316.6 feet	**Vertical Change**	-.34	5 ft	16	REF		
42308	317.6 to 318.6 feet	**Vertical Change**	-.71	5 ft	5	SF	$75	**$375**
51788	319.7 to 343.0 feet	**Vertical Change**	-.3	5 ft	117	LF	$75	**$8,738**
10016	327.4 to 378.9 feet	Cross Slope (PAR)	2.0-3.0%	5 ft	258	SF	$120	**$30,900**
48024	347.0 to 348.0 feet	**Vertical Change**	-.4	5 ft	5	REF		
58411	354.3 to 383.7 feet	Driveway				REF		
43436	356.7 to 361.8 feet	**Vertical Change**	-.61	5 ft	26	REF		
45571	367.4 to 368.4 feet	**Vertical Change**	-.5	5 ft	5	REF		
46440	371.6 to 372.6 feet	**Vertical Change**	-.46	5 ft	5	REF		
45988	375.8 to 376.8 feet	**Vertical Change**	-.48	5 ft	5	REF		
46441	380.1 to 381.1 feet	**Vertical Change**	-.46	5 ft	5	REF		
52216	383.8 to 384.8 feet	**Vertical Change**	-.29	5 ft	5	REF		
10020	385.9 to 408.0 feet	Cross Slope (PAR)	2.0-3.0%	5 ft	111	SF	$120	**$13,260**
44482	386.1 to 391.8 feet	**Vertical Change**	-.55	5 ft	29	REF		
58412	386.8 to 412.1 feet	Driveway				REF		
46442	394.0 to 395.0 feet	**Vertical Change**	-.46	5 ft	5	REF		
47600	398.3 to 399.3 feet	**Vertical Change**	-.41	5 ft	5	REF		
49134	402.6 to 403.6 feet	**Vertical Change**	-.36	5 ft	5	REF		
47601	406.8 to 407.8 feet	**Vertical Change**	-.41	5 ft	5	REF		
50482	411.1 to 419.4 feet	**Vertical Change**	-.32	5 ft	42	REF		
10021	411.9 to 513.7 feet	**Cross Slope (Driveway)**	2.0-3.0%	5 ft	509	SF	$40	**$20,360**
45572	424.3 to 425.3 feet	**Vertical Change**	-.5	5 ft	5	REF		
48552	431.1 to 432.1 feet	**Vertical Change**	-.38	5 ft	5	REF		
47120	438.0 to 443.7 feet	**Vertical Change**	-.43	5 ft	29	REF		
44092	447.2 to 450.6 feet	**Vertical Change**	-.57	5 ft	17	REF		
47602	455.9 to 456.9 feet	**Vertical Change**	-.41	5 ft	5	REF		

Funding Source: TBD **Year to be Completed** TBD

Street Side	Run ID	Survey Street Name	Starting Street Name	End Street Name	Priority
S/E	1908221511	LARK AVE	PINE ST	ROSE AVE	79.25

ID	Dist. from Corner	Barrier Type	As-is Measurement/Notes	Sidewalk Width	Qty	Unit	Cost	Total
44272	462.0 to 463.0 feet	Vertical Change	-.56	5 ft	5	REF		
52673	464.1 to 465.1 feet	Vertical Change	-.28	5 ft	5	REF		
45990	468.0 to 480.7 feet	Vertical Change	-.48	5 ft	64	REF		
58413	472.7 to 502.6 feet	Driveway				REF		
49138	483.5 to 484.5 feet	Vertical Change	-.36	5 ft	5	REF		
45992	487.8 to 488.8 feet	Vertical Change	-.48	5 ft	5	REF		
44712	492.0 to 493.0 feet	Vertical Change	-.54	5 ft	5	REF		
45283	496.1 to 497.1 feet	Vertical Change	-.51	5 ft	5	REF		
46443	500.5 to 501.5 feet	Vertical Change	-.46	5 ft	5	REF		
47121	503.9 to 513.1 feet	Vertical Change	-.43	5 ft	46	REF		
58414	507.7 to 534.0 feet	Driveway				REF		
10030	513.7 to 521.2 feet	Cross Slope (Driveway)	4.0-5.0%	5 ft	38	SF	$40	**$1,500**
10033	521.2 to 563.8 feet	Cross Slope (Driveway)	2.0-3.0%	5 ft	213	SF	$40	**$8,520**
48852	523.2 to 524.2 feet	Vertical Change	-.37	5 ft	5	REF		
51793	530.5 to 533.0 feet	Vertical Change	-.3	5 ft	13	REF		
41666	534.9 to 535.9 feet	Vertical Change	-.92	5 ft	5	REF		
44093	537.1 to 540.1 feet	Vertical Change	-.57	5 ft	15	REF		
53708	541.2 to 542.2 feet	Vertical Change	-.26	5 ft	5	REF		
42146	547.1 to 548.1 feet	Vertical Change	-.74	5 ft	5	REF		
47363	554.1 to 555.1 feet	Vertical Change	-.42	5 ft	5	REF		
43281	565.0 to 566.0 feet	Vertical Change	-.62	5 ft	5	SF	$75	**$375**

TOTAL COST FOR: S/E *side of* **LARK AVE** *Starting at:* **PINE ST** **$171,162.50**

Funding Source: TBD **Year to be Completed** TBD

Street Side	Run ID	Survey Street Name	Starting Street Name	End Street Name	Priority
W/N	1908221515	LARK AVE	ROSE AVE	PINE ST	79.25

ID	Dist. from Corner	Barrier Type	As-is Measurement/Notes	Sidewalk Width	Qty	Unit	Cost	Total
10037	0.0 to 2.2 feet	Cross Slope (PAR)	3.0-4.0%	5 ft	11	SF	$120	**$1,320**
10038	2.2 to 9.6 feet	Cross Slope (PAR)	2.0-3.0%	5 ft	37	SF	$120	**$4,440**
41990	8.7 to 9.7 feet	**Vertical Change**	-.78	5 ft	5	REF		
10039	11.8 to 33.1 feet	Cross Slope (PAR)	2.0-3.0%	5 ft	107	SF	$120	**$12,780**
42056	14.4 to 15.4 feet	**Vertical Change**	-.76	5 ft	5	REF		
46444	15.2 to 16.2 feet	**Vertical Change**	-.46	5 ft	5	REF		
53709	19.7 to 20.7 feet	**Vertical Change**	-.26	5 ft	5	REF		
52675	23.6 to 24.6 feet	**Vertical Change**	-.28	5 ft	5	REF		
54049	27.3 to 28.3 feet	**Vertical Change**	-.25	5 ft	5	REF		
45791	30.8 to 31.8 feet	**Vertical Change**	-.49	5 ft	5	REF		
45284	38.1 to 39.1 feet	**Vertical Change**	-.51	5 ft	5	SF	$75	**$375**
10042	43.9 to 75.3 feet	Cross Slope (PAR)	2.0-3.0%	5 ft	157	SF	$120	**$18,840**
47122	45.4 to 46.4 feet	**Vertical Change**	-.43	5 ft	5	REF		
47364	52.8 to 53.8 feet	**Vertical Change**	-.42	5 ft	5	REF		
46896	60.0 to 61.0 feet	**Vertical Change**	-.44	5 ft	5	REF		
49771	67.3 to 68.3 feet	**Vertical Change**	-.34	5 ft	5	REF		
53181	72.6 to 73.6 feet	**Vertical Change**	-.27	5 ft	5	REF		
44899	74.5 to 75.5 feet	**Vertical Change**	-.53	5 ft	5	REF		
10045	80.4 to 82.1 feet	Cross Slope (PAR)	2.0-3.0%	5 ft	8	SF	$120	**$1,020**
49446	82.1 to 83.1 feet	**Vertical Change**	-.35	5 ft	5	REF		
10046	86.2 to 91.3 feet	Cross Slope (PAR)	2.0-3.0%	5 ft	26	SF	$120	**$3,060**
49139	89.5 to 90.5 feet	**Vertical Change**	-.36	5 ft	5	REF		
48853	96.9 to 97.9 feet	**Vertical Change**	-.37	5 ft	5	LF	$75	**$375**
48275	103.8 to 104.8 feet	**Vertical Change**	-.39	5 ft	5	LF	$75	**$375**
53710	109.1 to 110.1 feet	**Vertical Change**	-.26	5 ft	5	REF		
10047	109.7 to 215.0 feet	Cross Slope (PAR)	2.0-3.0%	5 ft	527	SF	$120	**$63,180**
52217	118.5 to 119.5 feet	**Vertical Change**	-.29	5 ft	5	REF		
44484	132.9 to 133.9 feet	**Vertical Change**	-.55	5 ft	5	REF		

Funding Source: TBD **Year to be Completed** TBD

Street Side	Run ID	Survey Street Name	Starting Street Name	End Street Name	Priority
W/N	1908221515	LARK AVE	ROSE AVE	PINE ST	79.25

ID	Dist. from Corner	Barrier Type	As-is Measurement/Notes	Sidewalk Width	Qty	Unit	Cost	Total
46672	139.9 to 140.9 feet	Vertical Change	-.45	5 ft	5	REF		
43908	147.1 to 148.1 feet	Vertical Change	-.58	5 ft	5	REF		
53711	149.0 to 150.0 feet	Vertical Change	-.26	5 ft	5	REF		
53182	152.5 to 153.5 feet	Vertical Change	-.27	5 ft	5	REF		
48554	161.6 to 162.6 feet	Vertical Change	-.38	5 ft	5	REF		
48555	175.8 to 176.8 feet	Vertical Change	-.38	5 ft	5	REF		
49140	190.3 to 193.2 feet	Vertical Change	-.36	5 ft	15	REF		
48276	197.6 to 198.6 feet	Vertical Change	-.39	5 ft	5	REF		
49772	203.7 to 208.5 feet	Vertical Change	-.34	5 ft	24	REF		
56942	207.7 to 208.7 feet	Vertical Change	.54	5 ft	5	REF		
42401	209.7 to 210.7 feet	Vertical Change	-.7	5 ft	5	REF		
43749	218.9 to 219.9 feet	Vertical Change	-.59	5 ft	5	SF	$75	**$375**
46206	224.4 to 225.4 feet	Vertical Change	-.47	5 ft	5	LF	$75	**$375**
48556	233.1 to 241.1 feet	Vertical Change	-.38	5 ft	40	REF		
10064	233.8 to 263.7 feet	Cross Slope (PAR)	2.0-3.0%	5 ft	150	SF	$120	**$17,940**
58415	244.5 to 273.8 feet	Driveway				REF		
41621	247.3 to 248.3 feet	Vertical Change	-.96	5 ft	5	REF		
46445	249.2 to 252.4 feet	Vertical Change	-.46	5 ft	16	REF		
51795	254.5 to 255.5 feet	Vertical Change	-.3	5 ft	5	REF		
48557	258.9 to 259.9 feet	Vertical Change	-.38	5 ft	5	REF		
44485	263.1 to 264.1 feet	Vertical Change	-.55	5 ft	5	REF		
10068	266.8 to 378.6 feet	Cross Slope (Driveway)	2.0-3.0%	5 ft	559	SF	$40	**$22,360**
45286	267.3 to 268.3 feet	Vertical Change	-.51	5 ft	5	REF		
48558	271.5 to 272.5 feet	Vertical Change	-.38	5 ft	5	REF		
45287	275.3 to 278.5 feet	Vertical Change	-.51	5 ft	16	REF		
58416	277.9 to 305.4 feet	Driveway				REF		
41771	279.2 to 283.6 feet	Vertical Change	-.86	5 ft	22	REF		
50091	286.3 to 287.3 feet	Vertical Change	-.33	5 ft	5	REF		

Funding Source: TBD **Year to be Completed** TBD

Street Side	Run ID	Survey Street Name	Starting Street Name	End Street Name	Priority
W/N	1908221515	LARK AVE	ROSE AVE	PINE ST	79.25

ID	Dist. from Corner	Barrier Type	As-is Measurement/Notes	Sidewalk Width	Qty	Unit	Cost	Total
45085	290.5 to 291.5 feet	Vertical Change	-.52	5 ft	5	REF		
48559	294.8 to 295.8 feet	Vertical Change	-.38	5 ft	5	REF		
46207	299.0 to 300.0 feet	Vertical Change	-.47	5 ft	5	REF		
49141	303.3 to 309.4 feet	Vertical Change	-.36	5 ft	30	REF		
41805	310.4 to 313.5 feet	Vertical Change	-.84	5 ft	16	REF		
42240	319.1 to 320.1 feet	Vertical Change	-.72	5 ft	5	REF		
49142	326.3 to 327.3 feet	Vertical Change	-.36	5 ft	5	REF		
53184	331.4 to 332.4 feet	Vertical Change	-.27	5 ft	5	REF		
43909	333.8 to 334.8 feet	Vertical Change	-.58	5 ft	5	REF		
43910	341.4 to 342.4 feet	Vertical Change	-.58	5 ft	5	REF		
52677	343.9 to 347.4 feet	Vertical Change	-.28	5 ft	18	REF		
44273	348.9 to 349.9 feet	Vertical Change	-.56	5 ft	5	REF		
53185	353.9 to 354.9 feet	Vertical Change	-.27	5 ft	5	REF		
43011	356.3 to 357.3 feet	Vertical Change	-.64	5 ft	5	REF		
42194	363.8 to 364.8 feet	Vertical Change	-.73	5 ft	5	REF		
52218	369.1 to 370.1 feet	Vertical Change	-.29	5 ft	5	REF		
43150	371.8 to 375.6 feet	Vertical Change	-.63	5 ft	19	REF		
58417	372.5 to 398.6 feet	Driveway				REF		
57148	374.7 to 375.7 feet	Vertical Change	.64	5 ft	5	REF		
44274	376.7 to 379.6 feet	Vertical Change	-.56	5 ft	15	REF		
10075	382.5 to 396.1 feet	Cross Slope (Driveway)	11.0-12.0%	5 ft	68	SF	$40	**$2,720**
42687	389.3 to 390.3 feet	Vertical Change	-.67	5 ft	5	REF		
40316	395.5 to 397.7 feet	Running Slope	6.0-7.0%	5 ft	11	REF		
10077	396.1 to 397.3 feet	Cross Slope (Driveway)	9.0-10.0%	5 ft	6	SF	$40	**$240**
43151	400.1 to 403.4 feet	Vertical Change	-.63	5 ft	17	REF		
10078	400.1 to 401.2 feet	Cross Slope (PAR)	3.0-4.0%	5 ft	6	SF	$120	**$660**
10079	401.2 to 421.1 feet	Cross Slope (PAR)	2.0-3.0%	5 ft	100	SF	$120	**$11,940**
41396	404.6 to 405.6 feet	Vertical Change	-1.28	5 ft	5	REF		

Funding Source: TBD **Year to be Completed** TBD

Street Side	Run ID	Survey Street Name	Starting Street Name	End Street Name	Priority
W/N	1908221515	LARK AVE	ROSE AVE	PINE ST	79.25

ID	Dist. from Corner	Barrier Type	As-is Measurement/Notes	Sidewalk Width	Qty	Unit	Cost	Total
57402	404.6 to 405.6 feet	Vertical Change	1.15	5 ft	5	REF		
58418	405.0 to 431.5 feet	Driveway				REF		
42147	406.8 to 407.8 feet	Vertical Change	-.74	5 ft	5	REF		
47603	409.4 to 412.9 feet	Vertical Change	-.41	5 ft	18	REF		
47124	416.1 to 417.1 feet	Vertical Change	-.43	5 ft	5	REF		
44900	420.1 to 421.1 feet	Vertical Change	-.53	5 ft	5	REF		
46446	424.6 to 425.6 feet	Vertical Change	-.46	5 ft	5	REF		
43751	429.1 to 430.1 feet	Vertical Change	-.59	5 ft	5	REF		
51796	430.2 to 432.9 feet	Vertical Change	-.3	5 ft	14	REF		
10082	433.8 to 460.5 feet	Cross Slope (PAR)	2.0-3.0%	5 ft	134	SF	$120	**$16,020**
44094	433.9 to 434.9 feet	Vertical Change	-.57	5 ft	5	REF		
41456	435.9 to 436.9 feet	Vertical Change	-1.14	5 ft	5	REF		
52219	438.0 to 439.0 feet	Vertical Change	-.29	5 ft	5	REF		
44486	442.3 to 443.3 feet	Vertical Change	-.55	5 ft	5	REF		
53186	444.9 to 451.2 feet	Vertical Change	-.27	5 ft	32	REF		
41525	452.9 to 453.9 feet	Vertical Change	-1.06	5 ft	5	REF		
51797	459.3 to 460.3 feet	Vertical Change	-.3	5 ft	5	REF		
42913	459.5 to 460.5 feet	Vertical Change	-.65	5 ft	5	REF		

TOTAL COST FOR: W/N *side of* **LARK AVE** *Starting at:* **ROSE AVE** **$178,395.00**

Funding Source: TBD **Year to be Completed** TBD

Street Side	Run ID	Survey Street Name	Starting Street Name	End Street Name	Priority
W	1909231335	LINCOLN AVE	2142 LINCOLN AVE	SIDEWALK ENDS	13

ID	Dist. from Corner	Barrier Type	As-is Measurement/Notes	Sidewalk Width	Qty	Unit	Cost	Total
15793	1.9 to 3.5 feet	Cross Slope (PAR)	2.0-3.0%	5 ft	8	SF	$120	**$960**
15794	11.8 to 13.2 feet	Cross Slope (PAR)	2.0-3.0%	5 ft	7	SF	$120	**$840**

TOTAL COST FOR: W *side of* **LINCOLN AVE** *Starting at:* **2142 LINCOLN AVE** **$1,800.00**

Funding Source: TBD **Year to be Completed** TBD

Street Side	Run ID	Survey Street Name	Starting Street Name	End Street Name	Priority
E	1909231446	LINCOLN AVE	JEFFERSON ST	PALM PKY	56.75

ID	Dist. from Corner	Barrier Type	As-is Measurement/Notes	Sidewalk Width	Qty	Unit	Cost	Total
14781	4.4 to 28.2 feet	Cross Slope (PAR)	2.0-3.0%	5 ft	119	SF	$120	**$14,280**
54205	10.6 to 11.6 feet	**Vertical Change**	.3	5 ft	5	REF		
56000	19.8 to 20.8 feet	**Vertical Change**	.4	5 ft	5	REF		
14786	28.2 to 30.3 feet	Cross Slope (PAR)	4.0-5.0%	5 ft	11	SF	$120	**$1,260**
58792	28.5 to 51.2 feet	Driveway				REF		
14787	34.0 to 48.7 feet	**Cross Slope (Driveway)**	10.0-11.0%	5 ft	74	SF	$40	**$2,940**
14791	52.3 to 56.9 feet	Cross Slope (PAR)	3.0-4.0%	5 ft	23	SF	$120	**$2,760**
54206	54.4 to 55.4 feet	**Vertical Change**	.3	5 ft	5	REF		
14792	56.9 to 59.0 feet	Cross Slope (PAR)	2.0-3.0%	5 ft	11	SF	$120	**$1,260**
58793	59.0 to 81.6 feet	Driveway				REF		
14794	63.2 to 78.7 feet	**Cross Slope (Driveway)**	10.0-11.0%	5 ft	78	SF	$40	**$3,100**
14797	82.1 to 93.0 feet	**Cross Slope (Driveway)**	4.0-5.0%	5 ft	55	SF	$40	**$2,180**
14800	93.0 to 138.8 feet	Cross Slope (PAR)	2.0-3.0%	5 ft	229	SF	$120	**$27,480**
54207	116.9 to 117.9 feet	**Vertical Change**	.3	5 ft	5	REF		
54208	127.2 to 128.2 feet	**Vertical Change**	.3	5 ft	5	REF		
58794	137.0 to 160.0 feet	Driveway				REF		
14811	142.0 to 156.9 feet	**Cross Slope (Driveway)**	10.0-11.0%	5 ft	75	SF	$40	**$2,980**
14815	156.9 to 157.9 feet	**Cross Slope (Driveway)**	8.0-9.0%	5 ft	5	SF	$40	**$200**
56001	158.5 to 159.5 feet	**Vertical Change**	.4	5 ft	5	REF		
14816	161.3 to 163.1 feet	Cross Slope (PAR)	2.0-3.0%	5 ft	9	SF	$120	**$1,080**
58795	166.6 to 191.2 feet	Driveway				REF		
54209	166.9 to 167.9 feet	**Vertical Change**	.3	5 ft	5	REF		
40394	168.3 to 169.6 feet	Running Slope	5.0-6.0%	5 ft	7	REF		
14817	171.6 to 188.4 feet	**Cross Slope (Driveway)**	10.0-11.0%	5 ft	84	SF	$40	**$3,360**
14822	188.4 to 189.4 feet	**Cross Slope (Driveway)**	8.0-9.0%	5 ft	5	SF	$40	**$200**
40395	188.5 to 189.8 feet	Running Slope	6.0-7.0%	5 ft	7	REF		
14823	191.8 to 192.9 feet	Cross Slope (PAR)	3.0-4.0%	5 ft	6	SF	$120	**$660**
14824	192.9 to 203.4 feet	Cross Slope (PAR)	2.0-3.0%	5 ft	53	SF	$120	**$6,300**
14825	207.3 to 218.4 feet	Cross Slope (PAR)	2.0-3.0%	5 ft	56	SF	$120	**$6,660**

Funding Source: TBD **Year to be Completed** TBD

Street Side	Run ID	Survey Street Name	Starting Street Name	End Street Name	Priority
E	1909231446	LINCOLN AVE	JEFFERSON ST	PALM PKY	56.75

ID	Dist. from Corner	Barrier Type	As-is Measurement/Notes	Sidewalk Width	Qty	Unit	Cost	Total
14826	228.3 to 234.1 feet	Cross Slope (PAR)	2.0-3.0%	5 ft	29	SF	$120	**$3,480**
56651	235.6 to 236.6 feet	**Vertical Change**	.5	5 ft	5	SF	$75	**$375**
14827	236.9 to 246.9 feet	Cross Slope (PAR)	2.0-3.0%	5 ft	50	SF	$120	**$6,000**
58796	246.1 to 268.9 feet	Driveway				REF		
14831	250.5 to 263.0 feet	**Cross Slope (Driveway)**	10.0-11.0%	5 ft	63	SF	$40	**$2,500**
14833	263.3 to 265.8 feet	**Cross Slope (Driveway)**	12.0-13.0%	5 ft	13	SF	$40	**$500**
54210	267.4 to 268.4 feet	**Vertical Change**	.3	5 ft	5	REF		
14835	269.4 to 278.6 feet	**Cross Slope (Driveway)**	3.0-4.0%	5 ft	46	SF	$40	**$1,840**
58797	277.2 to 300.1 feet	Driveway				REF		
40396	279.6 to 280.7 feet	Running Slope	5.0-6.0%	5 ft	5	REF		
14838	280.3 to 281.3 feet	**Cross Slope (Driveway)**	8.0-9.0%	5 ft	5	SF	$40	**$200**
14839	282.2 to 295.8 feet	**Cross Slope (Driveway)**	10.0-11.0%	5 ft	68	SF	$40	**$2,720**
14842	300.3 to 317.2 feet	**Cross Slope (Driveway)**	3.0-4.0%	5 ft	85	SF	$40	**$3,380**
54211	313.6 to 314.6 feet	**Vertical Change**	.3	5 ft	5	REF		
14847	317.2 to 323.7 feet	Cross Slope (PAR)	2.0-3.0%	5 ft	33	SF	$120	**$3,900**
14848	326.4 to 354.1 feet	Cross Slope (PAR)	2.0-3.0%	5 ft	139	SF	$120	**$16,620**
58798	354.5 to 377.7 feet	Driveway				REF		
14851	358.6 to 363.2 feet	**Cross Slope (Driveway)**	8.0-9.0%	5 ft	23	SF	$40	**$920**
14853	363.8 to 369.1 feet	**Cross Slope (Driveway)**	10.0-11.0%	5 ft	27	SF	$40	**$1,060**
14854	372.9 to 374.7 feet	**Cross Slope (Driveway)**	9.0-10.0%	5 ft	9	SF	$40	**$360**
14855	378.8 to 386.8 feet	Cross Slope (PAR)	3.0-4.0%	5 ft	40	SF	$120	**$4,800**
57167	383.6 to 384.6 feet	**Vertical Change**	.7	5 ft	5	REF		
58799	385.6 to 407.8 feet	Driveway				REF		
14857	389.8 to 404.5 feet	**Cross Slope (Driveway)**	9.0-10.0%	5 ft	74	SF	$40	**$2,940**
14860	408.6 to 410.4 feet	Cross Slope (PAR)	2.0-3.0%	5 ft	9	SF	$120	**$1,080**
14861	413.8 to 439.7 feet	Cross Slope (PAR)	2.0-3.0%	5 ft	130	SF	$120	**$15,540**
58800	438.8 to 461.9 feet	Driveway				REF		
14865	443.7 to 458.8 feet	**Cross Slope (Driveway)**	11.0-12.0%	5 ft	76	SF	$40	**$3,020**
54212	450.4 to 451.4 feet	**Vertical Change**	.3	5 ft	5	REF		

Funding Source: TBD **Year to be Completed** TBD

Street Side	Run ID	Survey Street Name	Starting Street Name	End Street Name	Priority
E	1909231446	LINCOLN AVE	JEFFERSON ST	PALM PKY	56.75

ID	Dist. from Corner	Barrier Type	As-is Measurement/Notes	Sidewalk Width	Qty	Unit	Cost	Total
14868	461.6 to 462.8 feet	Cross Slope (Driveway)	5.0-6.0%	5 ft	6	SF	$40	**$240**
14869	465.1 to 482.5 feet	Cross Slope (PAR)	4.0-5.0%	5 ft	87	SF	$120	**$10,440**
56002	468.4 to 469.4 feet	Vertical Change	.4	5 ft	5	REF		
14875	485.8 to 490.2 feet	Cross Slope (PAR)	5.0-6.0%	5 ft	22	SF	$120	**$2,640**

TOTAL COST FOR: E *side of* **LINCOLN AVE** *Starting at:* **JEFFERSON ST** **$161,255.00**

Funding Source: TBD **Year to be Completed** TBD

Street Side	Run ID	Survey Street Name	Starting Street Name	End Street Name	Priority
E	1909231244	LINCOLN AVE	PALM PKY	SIDEWALK ENDS	71.75

ID	Dist. from Corner	Barrier Type	As-is Measurement/Notes	Sidewalk Width	Qty	Unit	Cost	Total
16414	0.0 to 2.3 feet	Cross Slope (PAR)	2.0-3.0%	5 ft	11	SF	$120	**$1,380**
16415	12.8 to 19.0 feet	Cross Slope (PAR)	2.0-3.0%	5 ft	31	SF	$120	**$3,720**
54338	20.2 to 21.2 feet	**Vertical Change**	.3	5 ft	5	LF	$75	**$375**
16417	23.7 to 25.4 feet	Cross Slope (PAR)	2.0-3.0%	5 ft	9	SF	$120	**$1,020**
16418	29.0 to 32.8 feet	Cross Slope (PAR)	2.0-3.0%	5 ft	19	SF	$120	**$2,280**
58893	29.8 to 52.3 feet	Driveway				REF		
56037	30.6 to 31.6 feet	**Vertical Change**	.4	5 ft	5	REF		
16420	32.8 to 33.9 feet	**Cross Slope (Driveway)**	4.0-5.0%	5 ft	6	SF	$40	**$220**
16421	35.1 to 43.4 feet	**Cross Slope (Driveway)**	7.0-8.0%	5 ft	42	SF	$40	**$1,660**
56038	40.7 to 41.7 feet	**Vertical Change**	.4	5 ft	5	REF		
16423	44.6 to 49.7 feet	**Cross Slope (Driveway)**	9.0-10.0%	5 ft	26	SF	$40	**$1,020**
16425	52.8 to 55.4 feet	Cross Slope (PAR)	2.0-3.0%	5 ft	13	SF	$120	**$1,560**
54339	56.9 to 57.9 feet	**Vertical Change**	.3	5 ft	5	REF		
16427	57.8 to 88.6 feet	Cross Slope (PAR)	2.0-3.0%	5 ft	154	SF	$120	**$18,480**
54340	77.8 to 78.8 feet	**Vertical Change**	.3	5 ft	5	LF	$75	**$375**
58894	87.3 to 109.9 feet	Driveway				REF		
16430	91.6 to 107.1 feet	**Cross Slope (Driveway)**	8.0-9.0%	5 ft	78	SF	$40	**$3,100**
16434	110.8 to 112.1 feet	Cross Slope (PAR)	2.0-3.0%	5 ft	7	SF	$120	**$780**
16435	117.3 to 119.4 feet	Cross Slope (PAR)	2.0-3.0%	5 ft	11	SF	$120	**$1,260**
58895	118.2 to 140.8 feet	Driveway				REF		
16436	122.8 to 137.7 feet	**Cross Slope (Driveway)**	8.0-9.0%	5 ft	74	SF	$40	**$2,980**
16442	140.5 to 141.6 feet	**Cross Slope (Driveway)**	3.0-4.0%	5 ft	6	SF	$40	**$220**
16443	141.6 to 160.2 feet	Cross Slope (PAR)	2.0-3.0%	5 ft	93	SF	$120	**$11,160**
16445	162.3 to 165.9 feet	Cross Slope (PAR)	2.0-3.0%	5 ft	18	SF	$120	**$2,160**
54341	168.0 to 169.0 feet	**Vertical Change**	.3	5 ft	5	REF		
16446	168.1 to 188.1 feet	Cross Slope (PAR)	2.0-3.0%	5 ft	100	SF	$120	**$12,000**
16449	188.3 to 194.0 feet	Cross Slope (PAR)	4.0-5.0%	5 ft	29	SF	$120	**$3,420**
16451	194.3 to 198.2 feet	Cross Slope (PAR)	2.0-3.0%	5 ft	20	SF	$120	**$2,340**
58896	196.4 to 218.8 feet	Driveway				REF		

Funding Source: TBD **Year to be Completed** TBD

Street Side	Run ID	Survey Street Name	Starting Street Name	End Street Name	Priority
E	1909231244	LINCOLN AVE	PALM PKY	SIDEWALK ENDS	71.75

ID	Dist. from Corner	Barrier Type	As-is Measurement/Notes	Sidewalk Width	Qty	Unit	Cost	Total
40444	198.7 to 200.4 feet	Running Slope	5.0-6.0%	5 ft	9	REF		
16453	201.3 to 216.6 feet	Cross Slope (Driveway)	8.0-9.0%	5 ft	77	SF	$40	$3,060
16458	218.6 to 221.4 feet	Cross Slope (Driveway)	3.0-4.0%	5 ft	14	SF	$40	$560
16459	222.5 to 229.3 feet	Cross Slope (PAR)	2.0-3.0%	5 ft	34	SF	$120	$4,080
59	223.8 to 224.8 feet	Continuous Width		5 ft	5	SF	$120	$600
58897	228.0 to 249.5 feet	Driveway				REF		
16461	231.1 to 232.1 feet	Cross Slope (Driveway)	7.0-8.0%	5 ft	5	SF	$40	$200
16462	233.5 to 244.8 feet	Cross Slope (Driveway)	10.0-11.0%	5 ft	57	SF	$40	$2,260
16465	246.1 to 247.1 feet	Cross Slope (Driveway)	8.0-9.0%	5 ft	5	SF	$40	$200
54342	248.5 to 249.5 feet	Vertical Change	.3	5 ft	5	REF		
16466	249.9 to 287.8 feet	Cross Slope (Driveway)	2.0-3.0%	5 ft	190	SF	$40	$7,580
54343	284.3 to 285.3 feet	Vertical Change	.3	5 ft	5	REF		
16475	288.2 to 302.3 feet	Cross Slope (PAR)	4.0-5.0%	5 ft	71	SF	$120	$8,460
58898	300.0 to 322.0 feet	Driveway				REF		
16478	304.1 to 305.1 feet	Cross Slope (Driveway)	8.0-9.0%	5 ft	5	SF	$40	$200
16479	305.6 to 319.3 feet	Cross Slope (Driveway)	10.0-11.0%	5 ft	68	SF	$40	$2,740
16485	323.7 to 327.4 feet	Cross Slope (PAR)	2.0-3.0%	5 ft	18	SF	$120	$2,220

TOTAL COST FOR: E *side of* **LINCOLN AVE** *Starting at:* **PALM PKY** **$103,670.00**

Funding Source: TBD **Year to be Completed** TBD

Street Side	Run ID	Survey Street Name	Starting Street Name	End Street Name	Priority
W	1909231333	LINCOLN AVE	PALM PKY	2140 LINCOLN AVE	78.75

ID	Dist. from Corner	Barrier Type	As-is Measurement/Notes	Sidewalk Width	Qty	Unit	Cost	Total
15795	0.0 to 5.3 feet	Cross Slope (PAR)	2.0-3.0%	5 ft	27	SF	$120	**$3,180**
54286	3.8 to 4.8 feet	**Vertical Change**	.3	5 ft	5	REF		
15797	5.7 to 10.8 feet	Cross Slope (PAR)	4.0-5.0%	5 ft	26	SF	$120	**$3,060**
15799	12.4 to 23.5 feet	Cross Slope (PAR)	6.0-7.0%	5 ft	56	SF	$120	**$6,660**
57249	14.6 to 15.6 feet	**Vertical Change**	.8	5 ft	5	REF		
54287	20.3 to 21.3 feet	**Vertical Change**	.3	5 ft	5	REF		
15802	24.2 to 61.3 feet	Cross Slope (PAR)	4.0-5.0%	5 ft	186	SF	$120	**$22,260**
54288	25.5 to 26.5 feet	**Vertical Change**	.3	5 ft	5	REF		
54289	32.8 to 33.8 feet	**Vertical Change**	.3	5 ft	5	REF		
56026	37.0 to 38.0 feet	**Vertical Change**	.4	5 ft	5	REF		
54290	45.1 to 46.1 feet	**Vertical Change**	.3	5 ft	5	REF		
54291	51.5 to 52.5 feet	**Vertical Change**	.3	5 ft	5	REF		
54292	55.0 to 56.0 feet	**Vertical Change**	.3	5 ft	5	REF		
56027	59.5 to 62.9 feet	**Vertical Change**	.4	5 ft	17	REF		
15814	61.8 to 63.3 feet	Cross Slope (PAR)	2.0-3.0%	5 ft	8	SF	$120	**$900**
15815	65.6 to 66.9 feet	Cross Slope (PAR)	3.0-4.0%	5 ft	7	SF	$120	**$780**
15816	67.8 to 82.4 feet	Cross Slope (PAR)	2.0-3.0%	5 ft	73	SF	$120	**$8,760**
15820	88.3 to 96.8 feet	Cross Slope (PAR)	2.0-3.0%	5 ft	43	SF	$120	**$5,100**
15821	101.8 to 167.4 feet	Cross Slope (PAR)	2.0-3.0%	5 ft	328	SF	$120	**$39,360**
56997	113.7 to 114.7 feet	**Vertical Change**	.6	5 ft	5	REF		
56661	133.7 to 134.7 feet	**Vertical Change**	.5	5 ft	5	REF		
15835	171.1 to 188.2 feet	Cross Slope (PAR)	2.0-3.0%	5 ft	86	SF	$120	**$10,260**
15837	188.2 to 218.8 feet	Cross Slope (PAR)	4.0-5.0%	5 ft	153	SF	$120	**$18,360**
56662	190.4 to 191.4 feet	**Vertical Change**	.5	5 ft	5	REF		
56028	195.1 to 196.1 feet	**Vertical Change**	.4	5 ft	5	REF		
15843	219.3 to 274.9 feet	Cross Slope (PAR)	2.0-3.0%	5 ft	278	SF	$120	**$33,360**
54294	225.6 to 226.6 feet	**Vertical Change**	.3	5 ft	5	LF	$75	**$375**
56029	256.6 to 259.8 feet	**Vertical Change**	.4	5 ft	16	REF		

Funding Source: TBD **Year to be Completed** TBD

Street Side	Run ID	Survey Street Name	Starting Street Name	End Street Name	Priority
W	1909231333	LINCOLN AVE	PALM PKY	2140 LINCOLN AVE	78.75

ID	Dist. from Corner	Barrier Type	As-is Measurement/Notes	Sidewalk Width	Qty	Unit	Cost	Total
54295	262.9 to 263.9 feet	Vertical Change	.3	5 ft	5	REF		
15853	285.7 to 347.8 feet	Cross Slope (PAR)	2.0-3.0%	5 ft	311	SF	$120	**$37,260**
54296	287.6 to 288.6 feet	Vertical Change	.3	5 ft	5	REF		
57407	312.3 to 313.3 feet	Vertical Change	1.2	5 ft	5	REF		
54297	328.6 to 329.6 feet	Vertical Change	.3	5 ft	5	REF		
57494	334.5 to 335.5 feet	Vertical Change	1.7	5 ft	5	REF		
15863	352.0 to 361.0 feet	Cross Slope (PAR)	2.0-3.0%	5 ft	45	SF	$120	**$5,400**
15866	364.4 to 367.8 feet	Cross Slope (PAR)	2.0-3.0%	5 ft	17	SF	$120	**$2,040**
15868	378.0 to 403.1 feet	Cross Slope (PAR)	2.0-3.0%	5 ft	126	SF	$120	**$15,060**
15873	406.5 to 433.7 feet	Cross Slope (PAR)	2.0-3.0%	5 ft	136	SF	$120	**$16,320**
40429	413.2 to 414.6 feet	Running Slope	8.0-9.0%	5 ft	7	REF		
56999	415.7 to 416.7 feet	Vertical Change	.6	5 ft	5	REF		
40430	418.4 to 419.9 feet	Running Slope	9.0-10.0%	5 ft	8	REF		
58869	436.2 to 458.9 feet	Driveway				REF		
15883	441.4 to 450.1 feet	Cross Slope (Driveway)	7.0-8.0%	5 ft	44	SF	$40	**$1,740**
54298	447.0 to 448.0 feet	Vertical Change	.3	5 ft	5	REF		
15885	450.5 to 451.6 feet	Cross Slope (Driveway)	5.0-6.0%	5 ft	6	SF	$40	**$220**
15886	451.6 to 456.4 feet	Cross Slope (Driveway)	6.0-7.0%	5 ft	24	SF	$40	**$960**
15888	456.4 to 457.5 feet	Cross Slope (Driveway)	5.0-6.0%	5 ft	6	SF	$40	**$220**
54299	457.3 to 458.3 feet	Vertical Change	.3	5 ft	5	REF		
15889	459.0 to 460.1 feet	Cross Slope (Driveway)	2.0-3.0%	5 ft	6	SF	$40	**$220**
15890	465.1 to 466.7 feet	Cross Slope (PAR)	2.0-3.0%	5 ft	8	SF	$120	**$960**
58870	467.6 to 510.4 feet	Driveway				REF		
54300	468.7 to 469.7 feet	Vertical Change	.3	5 ft	5	REF		
15891	469.1 to 470.3 feet	Cross Slope (Driveway)	2.0-3.0%	5 ft	6	SF	$40	**$240**
15892	472.4 to 478.4 feet	Cross Slope (Driveway)	6.0-7.0%	5 ft	30	SF	$40	**$1,200**
15895	478.4 to 508.3 feet	Cross Slope (Driveway)	8.0-9.0%	5 ft	150	SF	$40	**$5,980**
15899	511.3 to 532.0 feet	Cross Slope (PAR)	2.0-3.0%	5 ft	104	SF	$120	**$12,420**

Funding Source: TBD **Year to be Completed** TBD

Street Side	Run ID	Survey Street Name	Starting Street Name	End Street Name	Priority
W	1909231333	LINCOLN AVE	PALM PKY	2140 LINCOLN AVE	78.75

ID	Dist. from Corner	Barrier Type	As-is Measurement/Notes	Sidewalk Width	Qty	Unit	Cost	Total
15906	532.4 to 533.4 feet	Cross Slope (PAR)	4.0-5.0%	5 ft	5	SF	$120	**$600**
54301	534.4 to 535.4 feet	**Vertical Change**	.3	5 ft	5	REF		
15907	534.5 to 539.3 feet	Cross Slope (PAR)	6.0-7.0%	5 ft	24	SF	$120	**$2,880**
54302	537.8 to 538.8 feet	**Vertical Change**	.3	5 ft	5	REF		
15909	539.5 to 542.4 feet	Cross Slope (PAR)	5.0-6.0%	5 ft	15	SF	$120	**$1,740**
15911	542.4 to 544.3 feet	Cross Slope (PAR)	3.0-4.0%	5 ft	9	SF	$120	**$1,140**
58871	561.9 to 585.8 feet	Driveway				REF		
15912	567.3 to 583.3 feet	**Cross Slope (Driveway)**	6.0-7.0%	5 ft	80	SF	$40	**$3,200**
56663	574.7 to 575.7 feet	**Vertical Change**	.5	5 ft	5	REF		
40431	584.7 to 585.8 feet	Running Slope	5.0-6.0%	5 ft	5	REF		
15917	585.0 to 586.0 feet	**Cross Slope (Driveway)**	3.0-4.0%	5 ft	5	SF	$40	**$200**
15918	586.0 to 587.5 feet	**Cross Slope (Driveway)**	2.0-3.0%	5 ft	8	SF	$40	**$300**

TOTAL COST FOR: W *side of* **LINCOLN AVE** *Starting at:* **PALM PKY** **$262,715.00**

Funding Source: TBD **Year to be Completed** TBD

Street Side	Run ID	Survey Street Name	Starting Street Name	End Street Name	Priority
E	1909231338	LINCOLN AVE	SIDEWALK BEGINS	JEFFERSON ST	24

ID	Dist. from Corner	Barrier Type	As-is Measurement/Notes	Sidewalk Width	Qty	Unit	Cost	Total
15774	0.4 to 7.9 feet	Cross Slope (PAR)	2.0-3.0%	5 ft	38	SF	$120	**$4,500**
15775	12.4 to 61.3 feet	Cross Slope (PAR)	2.0-3.0%	5 ft	245	SF	$120	**$29,340**
54283	23.9 to 24.9 feet	**Vertical Change**	.3	5 ft	5	REF		
54284	33.7 to 34.7 feet	**Vertical Change**	.3	5 ft	5	REF		
54285	54.2 to 55.2 feet	**Vertical Change**	.3	5 ft	5	REF		
15785	61.3 to 79.8 feet	Cross Slope (PAR)	4.0-5.0%	5 ft	93	SF	$120	**$11,100**

TOTAL COST FOR: E *side of* **LINCOLN AVE** *Starting at:* **SIDEWALK BEGINS** **$44,940.00**

Funding Source: TBD **Year to be Completed** TBD

Street Side	Run ID	Survey Street Name	Starting Street Name	End Street Name	Priority
W	1909231251	LINCOLN AVE	SIDEWALK BEGINS	PALM PKY	67.75

ID	Dist. from Corner	Barrier Type	As-is Measurement/Notes	Sidewalk Width	Qty	Unit	Cost	Total
16341	3.3 to 6.0 feet	Cross Slope (PAR)	2.0-3.0%	5 ft	14	SF	$120	**$1,620**
54335	5.4 to 6.4 feet	**Vertical Change**	.3	5 ft	5	REF		
58887	5.5 to 28.0 feet	Driveway				REF		
40440	6.7 to 8.8 feet	Running Slope	6.0-7.0%	5 ft	11	REF		
16342	9.9 to 15.0 feet	**Cross Slope (Driveway)**	8.0-9.0%	5 ft	26	SF	$40	**$1,020**
16344	15.0 to 23.8 feet	**Cross Slope (Driveway)**	10.0-11.0%	5 ft	44	SF	$40	**$1,760**
54336	15.4 to 16.4 feet	**Vertical Change**	.3	5 ft	5	REF		
40441	24.5 to 26.1 feet	Running Slope	5.0-6.0%	5 ft	8	REF		
16346	27.9 to 38.8 feet	**Cross Slope (Driveway)**	3.0-4.0%	5 ft	54	SF	$40	**$2,180**
16348	38.8 to 52.9 feet	Cross Slope (PAR)	2.0-3.0%	5 ft	71	SF	$120	**$8,460**
16352	53.9 to 67.3 feet	Cross Slope (PAR)	4.0-5.0%	5 ft	67	SF	$120	**$8,040**
54337	64.6 to 65.6 feet	**Vertical Change**	.3	5 ft	5	REF		
58888	64.8 to 89.8 feet	Driveway				REF		
16354	72.3 to 86.2 feet	**Cross Slope (Driveway)**	12.0-13.0%	5 ft	70	SF	$40	**$2,780**
16360	90.0 to 104.6 feet	**Cross Slope (Driveway)**	4.0-5.0%	5 ft	73	SF	$40	**$2,920**
58	100.1 to 101.1 feet	**Continuous Width**		5 ft	5	SF	$120	**$600**
16365	104.6 to 112.8 feet	Cross Slope (PAR)	2.0-3.0%	5 ft	41	SF	$120	**$4,920**
16369	113.8 to 120.1 feet	Cross Slope (PAR)	4.0-5.0%	5 ft	32	SF	$120	**$3,780**
16372	121.8 to 138.9 feet	Cross Slope (PAR)	2.0-3.0%	5 ft	86	SF	$120	**$10,260**
58889	136.0 to 161.4 feet	Driveway				REF		
16375	142.1 to 149.4 feet	**Cross Slope (Driveway)**	9.0-10.0%	5 ft	37	SF	$40	**$1,460**
16377	152.4 to 157.7 feet	**Cross Slope (Driveway)**	10.0-11.0%	5 ft	26	SF	$40	**$1,060**
16378	162.1 to 169.8 feet	Cross Slope (PAR)	2.0-3.0%	5 ft	39	SF	$120	**$4,620**
58890	169.0 to 192.2 feet	Driveway				REF		
16383	170.7 to 171.7 feet	**Cross Slope (Driveway)**	5.0-6.0%	5 ft	5	SF	$40	**$200**
16384	174.1 to 177.7 feet	**Cross Slope (Driveway)**	9.0-10.0%	5 ft	18	SF	$40	**$720**
16386	177.7 to 190.0 feet	**Cross Slope (Driveway)**	11.0-12.0%	5 ft	62	SF	$40	**$2,460**
16388	193.4 to 241.6 feet	Cross Slope (PAR)	3.0-4.0%	5 ft	241	SF	$120	**$28,920**
58891	240.5 to 263.7 feet	Driveway				REF		

Funding Source: TBD **Year to be Completed** TBD

Street Side	Run ID	Survey Street Name	Starting Street Name	End Street Name	Priority
W	1909231251	LINCOLN AVE	SIDEWALK BEGINS	PALM PKY	67.75

ID	Dist. from Corner	Barrier Type	As-is Measurement/Notes	Sidewalk Width	Qty	Unit	Cost	Total
40442	243.3 to 244.7 feet	Running Slope	5.0-6.0%	5 ft	7	REF		
16398	245.6 to 260.1 feet	**Cross Slope (Driveway)**	10.0-11.0%	5 ft	73	SF	$40	**$2,900**
16402	263.8 to 264.8 feet	**Cross Slope (Driveway)**	3.0-4.0%	5 ft	5	SF	$40	**$200**
16403	264.8 to 273.1 feet	Cross Slope (PAR)	2.0-3.0%	5 ft	42	SF	$120	**$4,980**
58892	272.0 to 295.5 feet	Driveway				REF		
40443	274.1 to 276.4 feet	Running Slope	5.0-6.0%	5 ft	11	REF		
16404	276.5 to 278.6 feet	**Cross Slope (Driveway)**	8.0-9.0%	5 ft	11	SF	$40	**$420**
16405	281.8 to 286.5 feet	**Cross Slope (Driveway)**	8.0-9.0%	5 ft	24	SF	$40	**$940**
16407	288.7 to 291.5 feet	**Cross Slope (Driveway)**	9.0-10.0%	5 ft	14	SF	$40	**$560**
16408	295.6 to 307.2 feet	**Cross Slope (Driveway)**	2.0-3.0%	5 ft	58	SF	$40	**$2,320**
16410	309.3 to 311.2 feet	Cross Slope (PAR)	2.0-3.0%	5 ft	10	SF	$120	**$1,140**
16411	316.5 to 326.6 feet	Cross Slope (PAR)	2.0-3.0%	5 ft	51	SF	$120	**$6,060**

TOTAL COST FOR: W *side of* **LINCOLN AVE** *Starting at:* **SIDEWALK BEGINS** **$107,300.00**

Funding Source: TBD **Year to be Completed** TBD

Street Side	Run ID	Survey Street Name	Starting Street Name	End Street Name	Priority
N	1909231420	MADISON CT	JEFFERSON ST	JEFFERSON ST	60.5

ID	Dist. from Corner	Barrier Type	As-is Measurement/Notes	Sidewalk Width	Qty	Unit	Cost	Total
15170	0.0 to 13.2 feet	Cross Slope (PAR)	4.0-5.0%	5 ft	66	SF	$120	**$7,920**
54227	10.3 to 11.3 feet	**Vertical Change**	.3	5 ft	5	REF		
15175	15.3 to 25.3 feet	Cross Slope (PAR)	3.0-4.0%	5 ft	50	SF	$120	**$6,000**
15178	25.3 to 31.8 feet	Cross Slope (PAR)	2.0-3.0%	5 ft	33	SF	$120	**$3,900**
58819	30.7 to 53.5 feet	Driveway				REF		
40400	33.5 to 34.7 feet	Running Slope	6.0-7.0%	5 ft	6	REF		
15181	35.1 to 50.5 feet	**Cross Slope (Driveway)**	10.0-11.0%	5 ft	77	SF	$40	**$3,080**
40401	50.6 to 52.8 feet	Running Slope	5.0-6.0%	5 ft	11	REF		
15187	54.0 to 63.1 feet	**Cross Slope (Driveway)**	2.0-3.0%	5 ft	46	SF	$40	**$1,820**
58820	62.3 to 85.5 feet	Driveway				REF		
15191	67.1 to 79.3 feet	**Cross Slope (Driveway)**	10.0-11.0%	5 ft	61	SF	$40	**$2,440**
15193	79.6 to 81.5 feet	**Cross Slope (Driveway)**	12.0-13.0%	5 ft	10	SF	$40	**$380**
15194	85.6 to 112.1 feet	**Cross Slope (Driveway)**	3.0-4.0%	5 ft	133	SF	$40	**$5,300**
15198	112.3 to 124.8 feet	Cross Slope (PAR)	2.0-3.0%	5 ft	63	SF	$120	**$7,500**
54228	121.5 to 122.5 feet	**Vertical Change**	.3	5 ft	5	REF		
15203	125.3 to 137.8 feet	Cross Slope (PAR)	4.0-5.0%	5 ft	63	SF	$120	**$7,500**
15206	138.2 to 142.8 feet	Cross Slope (PAR)	2.0-3.0%	5 ft	23	SF	$120	**$2,760**
58821	141.5 to 163.8 feet	Driveway				REF		
54229	142.2 to 143.2 feet	**Vertical Change**	.3	5 ft	5	REF		
15208	146.9 to 161.1 feet	**Cross Slope (Driveway)**	11.0-12.0%	5 ft	71	SF	$40	**$2,840**
15211	164.4 to 173.8 feet	**Cross Slope (Driveway)**	3.0-4.0%	5 ft	47	SF	$40	**$1,880**
58822	172.3 to 194.7 feet	Driveway				REF		
15212	174.7 to 175.7 feet	**Cross Slope (Driveway)**	5.0-6.0%	5 ft	5	SF	$40	**$200**
15213	177.4 to 191.0 feet	**Cross Slope (Driveway)**	9.0-10.0%	5 ft	68	SF	$40	**$2,720**
15219	195.0 to 196.6 feet	**Cross Slope (Driveway)**	3.0-4.0%	5 ft	8	SF	$40	**$320**
15220	196.6 to 216.3 feet	Cross Slope (PAR)	2.0-3.0%	5 ft	99	SF	$120	**$11,820**
54230	200.6 to 201.6 feet	**Vertical Change**	.3	5 ft	5	REF		
15223	219.6 to 225.3 feet	Cross Slope (PAR)	3.0-4.0%	5 ft	29	SF	$120	**$3,420**
54231	220.0 to 221.0 feet	**Vertical Change**	.3	5 ft	5	REF		

Funding Source: TBD **Year to be Completed** TBD

Street Side	Run ID	Survey Street Name	Starting Street Name	End Street Name	Priority
N	1909231420	MADISON CT	JEFFERSON ST	JEFFERSON ST	60.5

ID	Dist. from Corner	Barrier Type	As-is Measurement/Notes	Sidewalk Width	Qty	Unit	Cost	Total
15224	225.3 to 251.4 feet	Cross Slope (PAR)	2.0-3.0%	5 ft	131	SF	$120	**$15,660**
58823	250.8 to 274.2 feet	Driveway				REF		
15228	251.4 to 252.4 feet	**Cross Slope (Driveway)**	4.0-5.0%	5 ft	5	SF	$40	**$200**
15229	255.2 to 271.3 feet	**Cross Slope (Driveway)**	9.0-10.0%	5 ft	81	SF	$40	**$3,220**
54232	272.6 to 273.6 feet	**Vertical Change**	.3	5 ft	5	REF		
15233	274.8 to 283.9 feet	Cross Slope (PAR)	2.0-3.0%	5 ft	45	SF	$120	**$5,460**
58824	281.8 to 303.5 feet	Driveway				REF		
15235	286.2 to 290.0 feet	**Cross Slope (Driveway)**	8.0-9.0%	5 ft	19	SF	$40	**$760**
15237	290.5 to 300.4 feet	**Cross Slope (Driveway)**	10.0-11.0%	5 ft	49	SF	$40	**$1,980**
56008	302.2 to 303.2 feet	**Vertical Change**	.4	5 ft	5	REF		
15240	304.3 to 316.8 feet	**Cross Slope (Driveway)**	3.0-4.0%	5 ft	63	SF	$40	**$2,500**
15241	316.8 to 358.1 feet	Cross Slope (PAR)	2.0-3.0%	5 ft	207	SF	$120	**$24,780**
56656	323.4 to 324.4 feet	**Vertical Change**	.5	5 ft	5	REF		
15249	358.5 to 365.8 feet	Cross Slope (PAR)	4.0-5.0%	5 ft	37	SF	$120	**$4,380**
58825	365.0 to 386.8 feet	Driveway				REF		
15251	369.3 to 383.8 feet	**Cross Slope (Driveway)**	11.0-12.0%	5 ft	73	SF	$40	**$2,900**
15255	387.1 to 390.5 feet	**Cross Slope (Driveway)**	3.0-4.0%	5 ft	17	SF	$40	**$680**
15256	390.7 to 393.1 feet	Cross Slope (PAR)	2.0-3.0%	5 ft	12	SF	$120	**$1,440**
58826	396.8 to 419.0 feet	Driveway				REF		
40402	398.5 to 399.7 feet	Running Slope	5.0-6.0%	5 ft	6	REF		
15257	403.8 to 414.7 feet	**Cross Slope (Driveway)**	9.0-10.0%	5 ft	55	SF	$40	**$2,180**
40403	415.8 to 418.3 feet	Running Slope	5.0-6.0%	5 ft	13	REF		
54233	417.3 to 418.3 feet	**Vertical Change**	.3	5 ft	5	REF		
15258	418.7 to 426.9 feet	**Cross Slope (Driveway)**	2.0-3.0%	5 ft	41	SF	$40	**$1,640**
15260	426.9 to 431.9 feet	Cross Slope (PAR)	4.0-5.0%	5 ft	25	SF	$120	**$3,000**
15262	431.9 to 451.5 feet	Cross Slope (PAR)	2.0-3.0%	5 ft	98	SF	$120	**$11,760**
54234	450.3 to 451.3 feet	**Vertical Change**	.3	5 ft	5	REF		
58827	450.3 to 473.5 feet	Driveway				REF		
15265	455.3 to 469.4 feet	**Cross Slope (Driveway)**	11.0-12.0%	5 ft	71	SF	$40	**$2,820**

Funding Source: TBD **Year to be Completed** TBD

Street Side	Run ID	Survey Street Name	Starting Street Name	End Street Name	Priority
N	1909231420	MADISON CT	JEFFERSON ST	JEFFERSON ST	60.5

ID	Dist. from Corner	Barrier Type	As-is Measurement/Notes	Sidewalk Width	Qty	Unit	Cost	Total
40404	470.3 to 471.3 feet	Running Slope	5.0-6.0%	5 ft	5	REF		
56009	471.4 to 472.4 feet	Vertical Change	.4	5 ft	5	REF		
15267	473.2 to 476.8 feet	Cross Slope (Driveway)	3.0-4.0%	5 ft	18	SF	$40	$720
15268	476.8 to 503.2 feet	Cross Slope (PAR)	2.0-3.0%	5 ft	132	SF	$120	$15,840
56657	494.1 to 495.1 feet	Vertical Change	.5	5 ft	5	REF		
15274	503.2 to 511.5 feet	Cross Slope (PAR)	4.0-5.0%	5 ft	42	SF	$120	$4,980
15276	512.1 to 518.7 feet	Cross Slope (PAR)	2.0-3.0%	5 ft	33	SF	$120	$3,960
56658	513.7 to 514.7 feet	Vertical Change	.5	5 ft	5	REF		
54235	517.1 to 518.1 feet	Vertical Change	.3	5 ft	5	REF		
15277	521.3 to 524.4 feet	Cross Slope (PAR)	2.0-3.0%	5 ft	16	SF	$120	$1,860
15279	524.4 to 527.3 feet	Cross Slope (PAR)	4.0-5.0%	5 ft	14	SF	$120	$1,740
56010	525.6 to 526.6 feet	Vertical Change	.4	5 ft	5	REF		
58828	525.8 to 548.1 feet	Driveway				REF		
40405	526.9 to 528.8 feet	Running Slope	6.0-7.0%	5 ft	9	REF		
15281	528.0 to 529.2 feet	Cross Slope (Driveway)	7.0-8.0%	5 ft	6	SF	$40	$240
15282	530.0 to 543.9 feet	Cross Slope (Driveway)	9.0-10.0%	5 ft	70	SF	$40	$2,780
54236	536.0 to 537.0 feet	Vertical Change	.3	5 ft	5	REF		
15284	547.7 to 553.3 feet	Cross Slope (Driveway)	3.0-4.0%	5 ft	28	SF	$40	$1,120
15286	556.5 to 572.1 feet	Cross Slope (PAR)	3.0-4.0%	5 ft	78	SF	$120	$9,360
15293	572.4 to 579.3 feet	Cross Slope (PAR)	2.0-3.0%	5 ft	34	SF	$120	$4,140
58829	578.7 to 600.7 feet	Driveway				REF		
56011	578.9 to 579.9 feet	Vertical Change	.4	5 ft	5	REF		
15295	583.0 to 597.3 feet	Cross Slope (Driveway)	10.0-11.0%	5 ft	71	SF	$40	$2,860
56012	588.6 to 589.6 feet	Vertical Change	.4	5 ft	5	REF		
15298	601.3 to 613.4 feet	Cross Slope (Driveway)	2.0-3.0%	5 ft	61	SF	$40	$2,420
58830	612.0 to 635.0 feet	Driveway				REF		
54237	612.3 to 613.3 feet	Vertical Change	.3	5 ft	5	REF		
15303	616.7 to 624.8 feet	Cross Slope (Driveway)	10.0-11.0%	5 ft	40	SF	$40	$1,620

Funding Source: TBD **Year to be Completed** TBD

Street Side	Run ID	Survey Street Name	Starting Street Name	End Street Name	Priority
N	1909231420	MADISON CT	JEFFERSON ST	JEFFERSON ST	60.5

ID	Dist. from Corner	Barrier Type	As-is Measurement/Notes	Sidewalk Width	Qty	Unit	Cost	Total
15306	625.0 to 630.7 feet	Cross Slope (Driveway)	12.0-13.0%	5 ft	29	SF	$40	$1,140
54238	633.4 to 634.4 feet	Vertical Change	.3	5 ft	5	REF		
15309	634.8 to 637.6 feet	Cross Slope (Driveway)	3.0-4.0%	5 ft	14	SF	$40	$560
15310	637.6 to 643.3 feet	Cross Slope (PAR)	2.0-3.0%	5 ft	28	SF	$120	$3,420
54239	661.6 to 662.6 feet	Vertical Change	.3	5 ft	5	LF	$75	$375
58831	692.2 to 712.8 feet	Driveway				REF		
54240	692.6 to 693.6 feet	Vertical Change	.3	5 ft	5	REF		
15311	696.9 to 710.8 feet	Cross Slope (Driveway)	9.0-10.0%	5 ft	70	SF	$40	$2,780
40406	712.8 to 714.0 feet	Running Slope	10.0-11.0%	5 ft	6	REF		
54241	713.9 to 714.9 feet	Vertical Change	.3	5 ft	5	LF	$75	$375
15313	715.5 to 717.0 feet	Cross Slope (PAR)	3.0-4.0%	5 ft	8	SF	$120	$900
15314	717.0 to 719.5 feet	Cross Slope (PAR)	2.0-3.0%	5 ft	13	SF	$120	$1,500
15315	722.3 to 723.9 feet	Cross Slope (PAR)	2.0-3.0%	5 ft	8	SF	$120	$960
58832	722.8 to 745.1 feet	Driveway				REF		
15316	727.3 to 742.5 feet	Cross Slope (Driveway)	9.0-10.0%	5 ft	76	SF	$40	$3,040
15324	745.7 to 747.5 feet	Cross Slope (PAR)	2.0-3.0%	5 ft	9	SF	$120	$1,080
15325	773.1 to 783.8 feet	Cross Slope (PAR)	2.0-3.0%	5 ft	54	SF	$120	$6,420
15327	786.8 to 796.7 feet	Cross Slope (PAR)	2.0-3.0%	5 ft	50	SF	$120	$5,940
58833	801.1 to 823.4 feet	Driveway				REF		
15329	801.8 to 803.2 feet	Cross Slope (Driveway)	2.0-3.0%	5 ft	7	SF	$40	$280
54242	802.2 to 803.2 feet	Vertical Change	.3	5 ft	5	REF		
15330	807.1 to 815.3 feet	Cross Slope (Driveway)	10.0-11.0%	5 ft	41	SF	$40	$1,640
15333	819.3 to 821.0 feet	Cross Slope (Driveway)	9.0-10.0%	5 ft	9	SF	$40	$340
56013	822.6 to 823.6 feet	Vertical Change	.4	5 ft	5	REF		
15334	824.3 to 833.3 feet	Cross Slope (PAR)	2.0-3.0%	5 ft	45	SF	$120	$5,400
58834	832.3 to 854.6 feet	Driveway				REF		
15335	837.3 to 851.8 feet	Cross Slope (Driveway)	10.0-11.0%	5 ft	73	SF	$40	$2,900
15339	854.8 to 856.1 feet	Cross Slope (Driveway)	3.0-4.0%	5 ft	7	SF	$40	$260
15340	856.3 to 912.1 feet	Cross Slope (PAR)	2.0-3.0%	5 ft	279	SF	$120	$33,480

Funding Source: TBD **Year to be Completed** TBD

Street Side	Run ID	Survey Street Name	Starting Street Name	End Street Name	Priority
N	1909231420	MADISON CT	JEFFERSON ST	JEFFERSON ST	60.5

ID	Dist. from Corner	Barrier Type	As-is Measurement/Notes	Sidewalk Width	Qty	Unit	Cost	Total
54243	881.2 to 882.2 feet	Vertical Change	.3	5 ft	5	REF		
58835	910.9 to 932.7 feet	Driveway				REF		
54244	911.5 to 912.5 feet	Vertical Change	.3	5 ft	5	REF		
15348	915.0 to 919.3 feet	Cross Slope (Driveway)	8.0-9.0%	5 ft	22	SF	$40	**$860**
15350	920.3 to 929.7 feet	Cross Slope (Driveway)	10.0-11.0%	5 ft	47	SF	$40	**$1,880**
54245	920.9 to 921.9 feet	Vertical Change	.3	5 ft	5	REF		
40407	929.8 to 931.0 feet	Running Slope	5.0-6.0%	5 ft	6	REF		
54246	931.4 to 932.4 feet	Vertical Change	.3	5 ft	5	REF		
15352	934.5 to 936.3 feet	Cross Slope (PAR)	2.0-3.0%	5 ft	9	SF	$120	**$1,080**
15353	939.0 to 940.8 feet	Cross Slope (PAR)	3.0-4.0%	5 ft	9	SF	$120	**$1,080**
58836	939.3 to 962.3 feet	Driveway				REF		
54247	939.8 to 940.8 feet	Vertical Change	.3	5 ft	5	REF		
40408	941.1 to 943.1 feet	Running Slope	6.0-7.0%	5 ft	10	REF		
15354	944.8 to 949.0 feet	Cross Slope (Driveway)	10.0-11.0%	5 ft	21	SF	$40	**$840**
15356	951.3 to 958.9 feet	Cross Slope (Driveway)	9.0-10.0%	5 ft	38	SF	$40	**$1,520**
40409	960.6 to 961.7 feet	Running Slope	5.0-6.0%	5 ft	6	REF		
54248	960.9 to 961.9 feet	Vertical Change	.3	5 ft	5	REF		
15357	967.7 to 987.3 feet	Cross Slope (PAR)	2.0-3.0%	5 ft	98	SF	$120	**$11,760**
15361	987.4 to 993.4 feet	Cross Slope (PAR)	4.0-5.0%	5 ft	30	SF	$120	**$3,600**

TOTAL COST FOR: N *side of* **MADISON CT** *Starting at:* **JEFFERSON ST** **$306,210.00**

Funding Source: TBD **Year to be Completed** TBD

Street Side	Run ID	Survey Street Name	Starting Street Name	End Street Name	Priority
W / S	1908230906	MAGNOLIA CT	1607 MAGNOLIA CT	THOMAS CHIDLAW DR	102.25

ID	Dist. from Corner	Barrier Type	As-is Measurement/Notes	Sidewalk Width	Qty	Unit	Cost	Total
11662	0.0 to 14.6 feet	Cross Slope (PAR)	3.0-4.0%	5 ft	73	SF	$120	**$8,760**
42154	2.3 to 3.3 feet	**Vertical Change**	-.74	5 ft	5	REF		
58546	9.2 to 35.0 feet	Driveway				REF		
41710	14.1 to 15.1 feet	**Vertical Change**	-.89	5 ft	5	REF		
11665	17.4 to 21.5 feet	**Cross Slope (Driveway)**	8.0-9.0%	5 ft	21	SF	$40	**$820**
11667	21.5 to 33.3 feet	**Cross Slope (Driveway)**	10.0-11.0%	5 ft	59	SF	$40	**$2,360**
41807	24.9 to 25.9 feet	**Vertical Change**	-.84	5 ft	5	REF		
41629	35.7 to 36.7 feet	**Vertical Change**	-.95	5 ft	5	SF	$75	**$375**
11669	36.9 to 68.8 feet	Cross Slope (PAR)	3.0-4.0%	5 ft	160	SF	$120	**$19,140**
42155	46.9 to 47.9 feet	**Vertical Change**	-.74	5 ft	5	REF		
42696	59.0 to 60.0 feet	**Vertical Change**	-.67	5 ft	5	REF		
58547	62.3 to 89.8 feet	Driveway				REF		
41596	69.2 to 70.2 feet	**Vertical Change**	-.99	5 ft	5	REF		
11673	72.8 to 87.1 feet	**Cross Slope (Driveway)**	12.0-13.0%	5 ft	72	SF	$40	**$2,860**
44744	79.3 to 80.3 feet	**Vertical Change**	-.54	5 ft	5	REF		
11677	91.4 to 112.2 feet	Cross Slope (PAR)	3.0-4.0%	5 ft	104	SF	$120	**$12,480**
52756	102.0 to 103.0 feet	**Vertical Change**	-.28	5 ft	5	REF		
11680	112.2 to 137.2 feet	Cross Slope (PAR)	2.0-3.0%	5 ft	125	SF	$120	**$15,000**
42697	113.3 to 114.3 feet	**Vertical Change**	-.67	5 ft	5	REF		
58548	131.2 to 155.9 feet	Driveway				REF		
42805	137.4 to 138.4 feet	**Vertical Change**	-.66	5 ft	5	REF		
11682	141.1 to 154.3 feet	**Cross Slope (Driveway)**	11.0-12.0%	5 ft	66	SF	$40	**$2,640**
42244	147.2 to 148.2 feet	**Vertical Change**	-.72	5 ft	5	REF		
40365	153.8 to 155.4 feet	Running Slope	6.0-7.0%	5 ft	8	REF		
41454	157.1 to 158.1 feet	**Vertical Change**	-1.15	5 ft	5	REF		
11685	158.0 to 175.3 feet	Cross Slope (PAR)	5.0-6.0%	5 ft	87	SF	$120	**$10,380**
50556	169.6 to 170.6 feet	**Vertical Change**	-.32	5 ft	5	REF		

TOTAL COST FOR: W / S *side of* **MAGNOLIA CT** *Starting at:* **1607 MAGNOLIA CT** **$74,815.00**

Funding Source: TBD **Year to be Completed** TBD

Street Side	Run ID	Survey Street Name	Starting Street Name	End Street Name	Priority
N / W	1908230904	MAGNOLIA CT	THOMAS CHIDLAW DR	1606 MAGNOLIA CT	75.25

ID	Dist. from Corner	Barrier Type	As-is Measurement/Notes	Sidewalk Width	Qty	Unit	Cost	Total
11635	1.0 to 19.4 feet	Cross Slope (PAR)	3.0-4.0%	5 ft	92	SF	$120	**$11,040**
52754	5.9 to 6.9 feet	Vertical Change	-.28	5 ft	5	REF		
58543	13.8 to 40.3 feet	Driveway				REF		
52755	19.0 to 20.0 feet	Vertical Change	-.28	5 ft	5	REF		
11639	22.4 to 37.3 feet	Cross Slope (Driveway)	10.0-11.0%	5 ft	74	SF	$40	**$2,980**
50943	28.7 to 29.7 feet	Vertical Change	-.31	5 ft	5	REF		
40363	36.7 to 38.8 feet	Running Slope	5.0-6.0%	5 ft	10	REF		
11642	40.9 to 51.2 feet	Cross Slope (PAR)	3.0-4.0%	5 ft	52	SF	$120	**$6,180**
11643	51.2 to 72.3 feet	Cross Slope (PAR)	2.0-3.0%	5 ft	106	SF	$120	**$12,660**
11647	72.3 to 96.1 feet	Cross Slope (PAR)	4.0-5.0%	5 ft	119	SF	$120	**$14,280**
53246	75.0 to 76.0 feet	Vertical Change	-.27	5 ft	5	REF		
44931	86.2 to 87.2 feet	Vertical Change	-.53	5 ft	5	REF		
11649	96.1 to 103.1 feet	Cross Slope (PAR)	2.0-3.0%	5 ft	35	SF	$120	**$4,200**
58544	98.2 to 125.1 feet	Driveway				REF		
45608	103.3 to 104.3 feet	Vertical Change	-.5	5 ft	5	REF		
11650	107.2 to 122.9 feet	Cross Slope (Driveway)	10.0-11.0%	5 ft	79	SF	$40	**$3,140**
42601	113.9 to 114.9 feet	Vertical Change	-.68	5 ft	5	REF		
40364	121.7 to 124.0 feet	Running Slope	5.0-6.0%	5 ft	12	REF		
43626	125.0 to 126.0 feet	Vertical Change	-.6	5 ft	5	REF		
11654	126.6 to 145.0 feet	Cross Slope (PAR)	2.0-3.0%	5 ft	92	SF	$120	**$11,040**
44743	135.5 to 136.5 feet	Vertical Change	-.54	5 ft	5	REF		
58545	140.3 to 164.8 feet	Driveway				REF		
42804	145.3 to 146.3 feet	Vertical Change	-.66	5 ft	5	REF		
11657	149.9 to 164.8 feet	Cross Slope (Driveway)	11.0-12.0%	5 ft	75	SF	$40	**$2,980**
43304	156.3 to 157.3 feet	Vertical Change	-.62	5 ft	5	REF		

TOTAL COST FOR: N / W *side of* **MAGNOLIA CT** *Starting at:* **THOMAS CHIDLAW DR** **$68,500.00**

Funding Source: TBD **Year to be Completed** TBD

Street Side	Run ID	Survey Street Name	Starting Street Name	End Street Name	Priority
W	1908221548	MAPLE ST	ELM AVE	WASHINGTON RD	82

ID	Dist. from Corner	Barrier Type	As-is Measurement/Notes	Sidewalk Width	Qty	Unit	Cost	Total
10748	0.8 to 27.5 feet	Cross Slope (PAR)	3.0-4.0%	5 ft	134	SF	$120	**$16,020**
52250	9.4 to 10.4 feet	**Vertical Change**	-.29	5 ft	5	REF		
47136	16.7 to 17.7 feet	**Vertical Change**	-.43	5 ft	5	REF		
48872	21.7 to 22.7 feet	**Vertical Change**	-.37	5 ft	5	REF		
48576	26.6 to 27.6 feet	**Vertical Change**	-.38	5 ft	5	REF		
10751	27.5 to 55.6 feet	Cross Slope (PAR)	2.0-3.0%	5 ft	141	SF	$120	**$16,860**
51822	31.6 to 32.6 feet	**Vertical Change**	-.3	5 ft	5	REF		
48873	41.3 to 42.3 feet	**Vertical Change**	-.37	5 ft	5	REF		
48577	46.2 to 47.2 feet	**Vertical Change**	-.38	5 ft	5	REF		
52709	51.0 to 52.0 feet	**Vertical Change**	-.28	5 ft	5	REF		
10755	55.6 to 92.1 feet	Cross Slope (PAR)	4.0-5.0%	5 ft	183	SF	$120	**$21,900**
50512	56.1 to 57.1 feet	**Vertical Change**	-.32	5 ft	5	REF		
50513	61.1 to 62.1 feet	**Vertical Change**	-.32	5 ft	5	REF		
53209	80.3 to 81.3 feet	**Vertical Change**	-.27	5 ft	5	REF		
53210	85.2 to 86.2 feet	**Vertical Change**	-.27	5 ft	5	REF		
10759	92.1 to 155.3 feet	Cross Slope (PAR)	2.0-3.0%	5 ft	316	SF	$120	**$37,920**
49156	99.9 to 100.9 feet	**Vertical Change**	-.36	5 ft	5	REF		
48304	104.8 to 105.8 feet	**Vertical Change**	-.39	5 ft	5	REF		
49474	109.7 to 110.7 feet	**Vertical Change**	-.35	5 ft	5	REF		
49157	119.5 to 120.5 feet	**Vertical Change**	-.36	5 ft	5	REF		
48305	124.4 to 125.4 feet	**Vertical Change**	-.39	5 ft	5	REF		
52251	129.2 to 130.2 feet	**Vertical Change**	-.29	5 ft	5	REF		
52710	134.1 to 135.1 feet	**Vertical Change**	-.28	5 ft	5	REF		
49475	143.9 to 144.9 feet	**Vertical Change**	-.35	5 ft	5	REF		
58483	148.0 to 191.3 feet	Driveway				REF		
49158	148.7 to 149.7 feet	**Vertical Change**	-.36	5 ft	5	REF		
48035	157.7 to 159.4 feet	**Vertical Change**	-.4	5 ft	9	REF		
10764	161.2 to 187.0 feet	**Cross Slope (Driveway)**	2.0-3.0%	5 ft	129	SF	$40	**$5,160**

Funding Source: TBD **Year to be Completed** TBD

Street Side	Run ID	Survey Street Name	Starting Street Name	End Street Name	Priority
W	1908221548	MAPLE ST	ELM AVE	WASHINGTON RD	82

ID	Dist. from Corner	Barrier Type	As-is Measurement/Notes	Sidewalk Width	Qty	Unit	Cost	Total
43295	170.0 to 171.0 feet	Vertical Change	-.62	5 ft	5	REF		
41868	181.5 to 182.5 feet	Vertical Change	-.81	5 ft	5	REF		
10768	187.0 to 196.8 feet	Cross Slope (Driveway)	4.0-5.0%	5 ft	49	SF	$40	**$1,960**
45303	193.5 to 197.0 feet	Vertical Change	-.51	5 ft	18	REF		
10772	196.8 to 238.9 feet	Cross Slope (PAR)	2.0-3.0%	5 ft	211	SF	$120	**$25,260**
43931	200.5 to 201.5 feet	Vertical Change	-.58	5 ft	5	REF		
52252	208.1 to 209.1 feet	Vertical Change	-.29	5 ft	5	REF		
49476	218.0 to 219.0 feet	Vertical Change	-.35	5 ft	5	REF		
47623	222.8 to 223.8 feet	Vertical Change	-.41	5 ft	5	REF		
48578	227.8 to 228.8 feet	Vertical Change	-.38	5 ft	5	REF		
46684	232.6 to 233.6 feet	Vertical Change	-.45	5 ft	5	REF		
49159	237.5 to 238.5 feet	Vertical Change	-.36	5 ft	5	REF		
49803	242.4 to 243.4 feet	Vertical Change	-.34	5 ft	5	LF	$75	**$375**
48579	247.3 to 248.3 feet	Vertical Change	-.38	5 ft	5	REF		
10776	247.4 to 267.2 feet	Cross Slope (PAR)	2.0-3.0%	5 ft	99	SF	$120	**$11,880**
45103	252.3 to 253.3 feet	Vertical Change	-.52	5 ft	5	REF		
50912	257.2 to 258.2 feet	Vertical Change	-.31	5 ft	5	REF		
46685	262.0 to 263.0 feet	Vertical Change	-.45	5 ft	5	REF		
46011	266.9 to 267.9 feet	Vertical Change	-.48	5 ft	5	REF		
10778	267.2 to 278.4 feet	Cross Slope (PAR)	4.0-5.0%	5 ft	56	SF	$120	**$6,720**
52253	271.8 to 272.8 feet	Vertical Change	-.29	5 ft	5	REF		
10780	278.4 to 281.2 feet	Cross Slope (PAR)	2.0-3.0%	5 ft	14	SF	$120	**$1,680**
46912	278.8 to 279.8 feet	Vertical Change	-.44	5 ft	5	REF		

TOTAL COST FOR: W *side of* **MAPLE ST** *Starting at:* **ELM AVE** **$145,735.00**

Funding Source: TBD **Year to be Completed** TBD

Street Side	Run ID	Survey Street Name	Starting Street Name	End Street Name	Priority
E	1908221343	MAPLE ST	WASHINGTON RD	OAK CT	82

ID	Dist. from Corner	Barrier Type	As-is Measurement/Notes	Sidewalk Width	Qty	Unit	Cost	Total
8061	0.0 to 22.3 feet	Cross Slope (PAR)	3.0-4.0%	5 ft	112	SF	$120	**$13,380**
41649	3.7 to 4.7 feet	**Vertical Change**	-.93	5 ft	5	REF		
44251	10.9 to 11.9 feet	**Vertical Change**	-.56	5 ft	5	REF		
49393	14.9 to 15.9 feet	**Vertical Change**	-.35	5 ft	5	REF		
50415	19.4 to 20.4 feet	**Vertical Change**	-.32	5 ft	5	REF		
8066	22.3 to 233.3 feet	Cross Slope (PAR)	2.0-3.0%	5 ft	1055	SF	$120	**$126,600**
50416	24.1 to 25.1 feet	**Vertical Change**	-.32	5 ft	5	REF		
48514	29.0 to 30.0 feet	**Vertical Change**	-.38	5 ft	5	REF		
50045	33.9 to 34.9 feet	**Vertical Change**	-.33	5 ft	5	REF		
50798	38.8 to 39.8 feet	**Vertical Change**	-.31	5 ft	5	REF		
51705	43.7 to 44.7 feet	**Vertical Change**	-.3	5 ft	5	REF		
48231	48.6 to 49.6 feet	**Vertical Change**	-.39	5 ft	5	REF		
51706	53.5 to 54.5 feet	**Vertical Change**	-.3	5 ft	5	REF		
49094	58.4 to 59.4 feet	**Vertical Change**	-.36	5 ft	5	REF		
53096	63.3 to 64.3 feet	**Vertical Change**	-.27	5 ft	5	REF		
53097	68.2 to 69.2 feet	**Vertical Change**	-.27	5 ft	5	REF		
50417	73.1 to 74.1 feet	**Vertical Change**	-.32	5 ft	5	REF		
50046	77.8 to 78.8 feet	**Vertical Change**	-.33	5 ft	5	REF		
49715	82.7 to 83.7 feet	**Vertical Change**	-.34	5 ft	5	REF		
49394	87.5 to 88.5 feet	**Vertical Change**	-.35	5 ft	5	REF		
52129	92.5 to 93.5 feet	**Vertical Change**	-.29	5 ft	5	REF		
50418	97.3 to 98.3 feet	**Vertical Change**	-.32	5 ft	5	REF		
53098	102.2 to 103.2 feet	**Vertical Change**	-.27	5 ft	5	REF		
49395	112.1 to 113.1 feet	**Vertical Change**	-.35	5 ft	5	REF		
50419	116.8 to 117.8 feet	**Vertical Change**	-.32	5 ft	5	REF		
50047	121.6 to 122.6 feet	**Vertical Change**	-.33	5 ft	5	REF		
47984	126.5 to 127.5 feet	**Vertical Change**	-.4	5 ft	5	REF		
50799	131.3 to 132.3 feet	**Vertical Change**	-.31	5 ft	5	REF		

Funding Source: TBD **Year to be Completed** TBD

Street Side	Run ID	Survey Street Name	Starting Street Name	End Street Name	Priority
E	1908221343	MAPLE ST	WASHINGTON RD	OAK CT	82

ID	Dist. from Corner	Barrier Type	As-is Measurement/Notes	Sidewalk Width	Qty	Unit	Cost	Total
46628	136.0 to 137.0 feet	Vertical Change	-.45	5 ft	5	REF		
53099	141.1 to 142.1 feet	Vertical Change	-.27	5 ft	5	REF		
48232	145.9 to 146.9 feet	Vertical Change	-.39	5 ft	5	REF		
50420	150.8 to 151.8 feet	Vertical Change	-.32	5 ft	5	REF		
48808	155.6 to 156.6 feet	Vertical Change	-.37	5 ft	5	REF		
52597	160.5 to 161.5 feet	Vertical Change	-.28	5 ft	5	REF		
50421	170.2 to 171.2 feet	Vertical Change	-.32	5 ft	5	REF		
51707	175.3 to 176.3 feet	Vertical Change	-.3	5 ft	5	REF		
56991	184.6 to 185.6 feet	Vertical Change	.59	5 ft	5	REF		
50048	189.4 to 190.4 feet	Vertical Change	-.33	5 ft	5	REF		
53640	199.0 to 200.0 feet	Vertical Change	-.26	5 ft	5	REF		
50422	218.5 to 219.5 feet	Vertical Change	-.32	5 ft	5	REF		
54011	228.2 to 229.2 feet	Vertical Change	-.25	5 ft	5	REF		
53100	233.0 to 234.0 feet	Vertical Change	-.27	5 ft	5	REF		
8080	233.3 to 247.5 feet	Cross Slope (PAR)	4.0-5.0%	5 ft	71	SF	$120	**$8,520**
50800	237.8 to 238.8 feet	Vertical Change	-.31	5 ft	5	REF		
49716	242.6 to 243.6 feet	Vertical Change	-.34	5 ft	5	REF		
49717	247.3 to 248.3 feet	Vertical Change	-.34	5 ft	5	REF		
8082	247.5 to 319.1 feet	Cross Slope (PAR)	2.0-3.0%	5 ft	358	SF	$120	**$42,960**
51708	267.0 to 268.0 feet	Vertical Change	-.3	5 ft	5	REF		
53101	282.8 to 283.8 feet	Vertical Change	-.27	5 ft	5	REF		
49718	300.9 to 301.9 feet	Vertical Change	-.34	5 ft	5	REF		
41608	301.2 to 303.9 feet	Vertical Change	-.97	5 ft	13	REF		
51709	308.3 to 309.3 feet	Vertical Change	-.3	5 ft	5	REF		
50801	325.8 to 326.8 feet	Vertical Change	-.31	5 ft	5	LF	$75	**$375**
52598	332.4 to 333.4 feet	Vertical Change	-.28	5 ft	5	LF	$75	**$375**
49396	347.1 to 348.1 feet	Vertical Change	-.35	5 ft	5	LF	$75	**$375**
49719	354.6 to 355.6 feet	Vertical Change	-.34	5 ft	5	LF	$75	**$375**

Funding Source: TBD **Year to be Completed** TBD

Street Side	Run ID	Survey Street Name	Starting Street Name	End Street Name	Priority
E	1908221343	MAPLE ST	WASHINGTON RD	OAK CT	82

ID	Dist. from Corner	Barrier Type	As-is Measurement/Notes	Sidewalk Width	Qty	Unit	Cost	Total
8091	365.1 to 418.1 feet	Cross Slope (PAR)	2.0-3.0%	5 ft	265	SF	$120	**$31,800**
53102	369.2 to 370.2 feet	**Vertical Change**	-.27	5 ft	5	REF		
52599	379.4 to 380.4 feet	**Vertical Change**	-.28	5 ft	5	REF		
47570	384.7 to 385.7 feet	**Vertical Change**	-.41	5 ft	5	REF		
51710	389.9 to 390.9 feet	**Vertical Change**	-.3	5 ft	5	REF		
47985	395.1 to 396.1 feet	**Vertical Change**	-.4	5 ft	5	REF		
49720	400.1 to 401.1 feet	**Vertical Change**	-.34	5 ft	5	REF		
52130	405.1 to 406.1 feet	**Vertical Change**	-.29	5 ft	5	REF		
50423	410.4 to 411.4 feet	**Vertical Change**	-.32	5 ft	5	REF		

TOTAL COST FOR: E *side of* **MAPLE ST** *Starting at:* **WASHINGTON RD** **$224,760.00**

Funding Source: TBD **Year to be Completed** TBD

Street Side	Run ID	Survey Street Name	Starting Street Name	End Street Name	Priority
NW	51909261458	MARIPOSA AVE	14TH ST	15TH ST	81.5

ID	Dist. from Corner	Barrier Type	As-is Measurement/Notes	Sidewalk Width	Qty	Unit	Cost	Total
39054	0.8 to 9.9 feet	Cross Slope (PAR)	6.0-7.0%	6 ft	50	SF	$120	**$6,006**
57221	4.3 to 5.3 feet	**Vertical Change**	.7	6 ft	6	SF	$75	**$413**
39058	10.3 to 13.1 feet	Cross Slope (PAR)	4.0-5.0%	6 ft	15	SF	$120	**$1,848**
51473	10.4 to 11.4 feet	**Vertical Change**	-.3	6 ft	6	REF		
56902	18.9 to 19.9 feet	**Vertical Change**	.5	6 ft	6	REF		
39060	19.4 to 30.6 feet	Cross Slope (PAR)	4.0-5.0%	6 ft	62	SF	$120	**$7,392**
60331	29.5 to 43.4 feet	Driveway				REF		
39065	36.7 to 39.7 feet	**Cross Slope (Driveway)**	13.014	6 ft	17	SF	$40	**$660**
39067	39.7 to 40.9 feet	**Cross Slope (Driveway)**	>15%	6 ft	7	SF	$40	**$264**
39068	46.0 to 71.7 feet	Cross Slope (PAR)	3.0-4.0%	6 ft	141	SF	$120	**$16,962**
39074	72.4 to 74.7 feet	Cross Slope (PAR)	2.0-3.0%	6 ft	13	SF	$120	**$1,518**
41886	76.1 to 77.1 feet	**Vertical Change**	-.8	6 ft	6	SF	$75	**$413**
39075	80.9 to 83.0 feet	Cross Slope (PAR)	2.0-3.0%	6 ft	12	SF	$120	**$1,386**
39076	101.3 to 105.3 feet	Cross Slope (PAR)	2.0-3.0%	6 ft	22	SF	$120	**$2,640**
39077	129.5 to 131.6 feet	Cross Slope (PAR)	2.0-3.0%	6 ft	12	SF	$120	**$1,386**
39078	136.8 to 139.1 feet	Cross Slope (PAR)	2.0-3.0%	6 ft	13	SF	$120	**$1,518**
39079	149.2 to 153.0 feet	Cross Slope (PAR)	2.0-3.0%	6 ft	21	SF	$120	**$2,508**
39081	160.2 to 178.9 feet	Cross Slope (PAR)	2.0-3.0%	6 ft	103	SF	$120	**$12,342**
60332	178.3 to 198.7 feet	Driveway				REF		
39084	182.4 to 196.6 feet	**Cross Slope (Driveway)**	>15%	6 ft	78	SF	$40	**$3,124**
39085	208.2 to 210.9 feet	Cross Slope (PAR)	2.0-3.0%	6 ft	15	SF	$120	**$1,782**
39086	215.8 to 218.4 feet	Cross Slope (PAR)	2.0-3.0%	6 ft	14	SF	$120	**$1,716**
39088	218.4 to 233.8 feet	Cross Slope (PAR)	4.0-5.0%	6 ft	85	SF	$120	**$10,164**
39090	233.8 to 274.8 feet	Cross Slope (PAR)	2.0-3.0%	6 ft	226	SF	$120	**$27,060**
55900	248.3 to 251.1 feet	**Vertical Change**	.3	6 ft	15	REF		
39099	276.3 to 282.5 feet	Cross Slope (PAR)	4.0-5.0%	6 ft	34	SF	$120	**$4,092**
39101	282.5 to 285.8 feet	Cross Slope (PAR)	2.0-3.0%	6 ft	18	SF	$120	**$2,178**
47852	284.6 to 285.6 feet	**Vertical Change**	-.4	6 ft	6	REF		

TOTAL COST FOR: NW *side of* **MARIPOSA AVE** *Starting at:* **14TH ST** **$107,371.00**

Funding Source: TBD **Year to be Completed** TBD

Street Side	Run ID	Survey Street Name	Starting Street Name	End Street Name	Priority
NW	1909251546	MARIPOSA AVE	1ST ST	3RD ST	68.5

ID	Dist. from Corner	Barrier Type	As-is Measurement/Notes	Sidewalk Width	Qty	Unit	Cost	Total
20841	0.0 to 6.9 feet	Cross Slope (PAR)	3.0-4.0%	5 ft	31	SF	$120	**$3,726**
20843	10.2 to 16.8 feet	Cross Slope (PAR)	3.0-4.0%	5 ft	30	SF	$120	**$3,564**
20846	16.8 to 37.9 feet	Cross Slope (PAR)	2.0-3.0%	5 ft	95	SF	$120	**$11,394**
20851	37.9 to 39.0 feet	Cross Slope (PAR)	4.0-5.0%	5 ft	5	SF	$120	**$594**
59170	38.1 to 53.1 feet	Driveway				REF		
20852	44.3 to 49.6 feet	**Cross Slope (Driveway)**	11.0-12.0%	5 ft	24	SF	$40	**$954**
20854	49.6 to 51.1 feet	**Cross Slope (Driveway)**	9.0-10.0%	5 ft	7	SF	$40	**$270**
40522	51.8 to 53.2 feet	Running Slope	5.0-6.0%	5 ft	6	REF		
20855	54.1 to 69.9 feet	Cross Slope (PAR)	2.0-3.0%	5 ft	71	SF	$120	**$8,532**
57025	59.7 to 60.7 feet	**Vertical Change**	.6	5 ft	5	REF		
54674	70.6 to 71.6 feet	**Vertical Change**	.3	5 ft	5	LF	$75	**$338**
20859	74.3 to 80.8 feet	Cross Slope (PAR)	2.0-3.0%	5 ft	29	SF	$120	**$3,510**
20860	84.4 to 89.7 feet	Cross Slope (PAR)	2.0-3.0%	5 ft	24	SF	$120	**$2,862**
59171	88.7 to 103.7 feet	Driveway				REF		
40523	90.7 to 91.8 feet	Running Slope	5.0-6.0%	5 ft	5	REF		
20861	94.2 to 101.5 feet	**Cross Slope (Driveway)**	10.0-11.0%	5 ft	33	SF	$40	**$1,314**
20864	105.2 to 109.2 feet	Cross Slope (PAR)	2.0-3.0%	5 ft	18	SF	$120	**$2,160**
20866	110.1 to 111.5 feet	Cross Slope (PAR)	4.0-5.0%	5 ft	6	SF	$120	**$756**
57411	114.6 to 115.6 feet	**Vertical Change**	1.2	5 ft	5	REF		
20867	114.6 to 125.1 feet	Cross Slope (PAR)	4.0-5.0%	5 ft	47	SF	$120	**$5,670**
54675	122.3 to 123.3 feet	**Vertical Change**	.3	5 ft	5	REF		
20872	125.1 to 140.4 feet	Cross Slope (PAR)	2.0-3.0%	5 ft	69	SF	$120	**$8,262**
54676	137.6 to 138.6 feet	**Vertical Change**	.3	5 ft	5	REF		
59172	140.8 to 156.3 feet	Driveway				REF		
20874	144.8 to 153.4 feet	**Cross Slope (Driveway)**	11.0-12.0%	5 ft	39	SF	$40	**$1,548**
40524	155.1 to 156.6 feet	Running Slope	5.0-6.0%	5 ft	7	REF		
20875	156.8 to 190.1 feet	Cross Slope (PAR)	2.0-3.0%	5 ft	150	SF	$120	**$17,982**
54677	166.1 to 167.1 feet	**Vertical Change**	.3	5 ft	5	REF		

Funding Source: TBD **Year to be Completed** TBD

Street Side	Run ID	Survey Street Name	Starting Street Name	End Street Name	Priority
NW	1909251546	MARIPOSA AVE	1ST ST	3RD ST	68.5

ID	Dist. from Corner	Barrier Type	As-is Measurement/Notes	Sidewalk Width	Qty	Unit	Cost	Total
56704	169.3 to 170.3 feet	Vertical Change	.5	5 ft	5	REF		
56160	176.0 to 177.0 feet	Vertical Change	.4	5 ft	5	REF		
56705	181.9 to 188.6 feet	Vertical Change	.5	5 ft	30	REF		
59173	190.9 to 207.2 feet	Driveway				REF		
40525	191.9 to 193.3 feet	Running Slope	5.0-6.0%	5 ft	6	REF		
54680	192.3 to 193.3 feet	Vertical Change	.3	5 ft	5	REF		
54681	196.1 to 197.1 feet	Vertical Change	.3	5 ft	5	REF		
20884	196.6 to 202.4 feet	Cross Slope (Driveway)	11.0-12.0%	5 ft	26	SF	$40	**$1,044**
40526	204.5 to 205.9 feet	Running Slope	5.0-6.0%	5 ft	6	REF		
40527	205.9 to 207.1 feet	Running Slope	6.0-7.0%	5 ft	5	REF		
20887	208.4 to 213.5 feet	Cross Slope (PAR)	2.0-3.0%	5 ft	23	SF	$120	**$2,754**
20889	213.8 to 231.0 feet	Cross Slope (PAR)	4.0-5.0%	5 ft	77	SF	$120	**$9,288**
20895	231.3 to 236.4 feet	Cross Slope (PAR)	2.0-3.0%	5 ft	23	SF	$120	**$2,754**
20897	236.4 to 240.4 feet	Cross Slope (PAR)	4.0-5.0%	5 ft	18	SF	$120	**$2,160**
59174	242.1 to 259.3 feet	Driveway				REF		
20900	242.7 to 244.3 feet	Cross Slope (Driveway)	3.0-4.0%	5 ft	7	SF	$40	**$288**
20901	247.8 to 255.3 feet	Cross Slope (Driveway)	12.0-13.0%	5 ft	34	SF	$40	**$1,350**
56161	261.1 to 262.1 feet	Vertical Change	.4	5 ft	5	REF		
20903	261.8 to 265.5 feet	Cross Slope (PAR)	2.0-3.0%	5 ft	17	SF	$120	**$1,998**
20905	265.5 to 287.3 feet	Cross Slope (PAR)	4.0-5.0%	5 ft	98	SF	$120	**$11,772**
54682	282.4 to 283.4 feet	Vertical Change	.3	5 ft	5	REF		
20909	287.3 to 295.4 feet	Cross Slope (PAR)	2.0-3.0%	5 ft	36	SF	$120	**$4,374**
59175	294.3 to 311.3 feet	Driveway				REF		
20911	295.4 to 296.5 feet	Cross Slope (Driveway)	4.0-5.0%	5 ft	5	SF	$40	**$198**
20912	301.0 to 306.4 feet	Cross Slope (Driveway)	13.014	5 ft	24	SF	$40	**$972**
20915	307.8 to 308.8 feet	Cross Slope (Driveway)	10.0-11.0%	5 ft	5	SF	$40	**$180**
20916	313.9 to 350.5 feet	Cross Slope (PAR)	2.0-3.0%	5 ft	165	SF	$120	**$19,764**
56162	345.8 to 346.8 feet	Vertical Change	.4	5 ft	5	REF		
59176	348.8 to 371.7 feet	Driveway				REF		

Funding Source: TBD **Year to be Completed** TBD

Street Side	Run ID	Survey Street Name	Starting Street Name	End Street Name	Priority
NW	1909251546	MARIPOSA AVE	1ST ST	3RD ST	68.5

ID	Dist. from Corner	Barrier Type	As-is Measurement/Notes	Sidewalk Width	Qty	Unit	Cost	Total
20924	356.5 to 369.0 feet	Cross Slope (Driveway)	10.0-11.0%	5 ft	56	SF	$40	$2,250
40528	369.4 to 371.3 feet	Running Slope	6.0-7.0%	5 ft	9	REF		
20928	372.4 to 389.3 feet	Cross Slope (Driveway)	2.0-3.0%	5 ft	76	SF	$40	$3,042
56163	375.1 to 376.1 feet	Vertical Change	.4	5 ft	5	REF		
59177	407.9 to 425.2 feet	Driveway				REF		
40529	410.4 to 411.8 feet	Running Slope	6.0-7.0%	5 ft	6	REF		
20931	412.4 to 422.1 feet	Cross Slope (Driveway)	8.0-9.0%	5 ft	44	SF	$40	$1,746
40530	422.6 to 423.8 feet	Running Slope	5.0-6.0%	5 ft	5	REF		
40531	423.8 to 425.1 feet	Running Slope	6.0-7.0%	5 ft	6	REF		
20934	426.9 to 430.0 feet	Cross Slope (PAR)	2.0-3.0%	5 ft	14	SF	$120	$1,674
56164	449.9 to 450.9 feet	Vertical Change	.4	5 ft	5	LF	$75	$338
20935	453.2 to 459.9 feet	Cross Slope (PAR)	2.0-3.0%	5 ft	30	SF	$120	$3,618
59178	458.5 to 476.0 feet	Driveway				REF		
40532	460.3 to 461.3 feet	Running Slope	5.0-6.0%	5 ft	5	REF		
20936	463.8 to 472.8 feet	Cross Slope (Driveway)	11.0-12.0%	5 ft	41	SF	$40	$1,620
40533	474.0 to 476.0 feet	Running Slope	5.0-6.0%	5 ft	9	REF		
54683	475.2 to 476.2 feet	Vertical Change	.3	5 ft	5	REF		
20939	476.7 to 485.8 feet	Cross Slope (PAR)	2.0-3.0%	5 ft	41	SF	$120	$4,914
56165	480.0 to 481.0 feet	Vertical Change	.4	5 ft	5	REF		
54684	483.5 to 484.5 feet	Vertical Change	.3	5 ft	5	REF		
20942	487.4 to 499.0 feet	Cross Slope (PAR)	4.0-5.0%	5 ft	52	SF	$120	$6,264
54685	492.0 to 493.0 feet	Vertical Change	.3	5 ft	5	REF		
20947	499.0 to 503.3 feet	Cross Slope (PAR)	2.0-3.0%	5 ft	19	SF	$120	$2,322
54686	500.0 to 501.0 feet	Vertical Change	.3	5 ft	5	REF		
54687	505.4 to 506.4 feet	Vertical Change	.3	5 ft	5	LF	$75	$338
20949	507.8 to 510.4 feet	Cross Slope (PAR)	2.0-3.0%	5 ft	12	SF	$120	$1,404
59179	510.6 to 525.7 feet	Driveway				REF		
40534	511.0 to 513.0 feet	Running Slope	6.0-7.0%	5 ft	9	REF		

Funding Source: TBD **Year to be Completed** TBD

Street Side	Run ID	Survey Street Name	Starting Street Name	End Street Name	Priority
NW	1909251546	MARIPOSA AVE	1ST ST	3RD ST	68.5

ID	Dist. from Corner	Barrier Type	As-is Measurement/Notes	Sidewalk Width	Qty	Unit	Cost	Total
20950	515.1 to 522.7 feet	Cross Slope (Driveway)	12.0-13.0%	5 ft	34	SF	$40	$1,368
40535	522.8 to 525.5 feet	Running Slope	6.0-7.0%	5 ft	12	REF		
20954	526.9 to 539.8 feet	Cross Slope (PAR)	2.0-3.0%	5 ft	58	SF	$120	$6,966
59180	561.3 to 577.2 feet	Driveway				REF		
20958	561.8 to 562.9 feet	Cross Slope (Driveway)	2.0-3.0%	5 ft	5	SF	$40	$198
40537	562.8 to 564.5 feet	Running Slope	7.0-8.0%	5 ft	8	REF		
20959	567.3 to 573.5 feet	Cross Slope (Driveway)	12.0-13.0%	5 ft	28	SF	$40	$1,116
40538	573.6 to 575.7 feet	Running Slope	6.0-7.0%	5 ft	9	REF		
20962	581.6 to 589.8 feet	Cross Slope (PAR)	2.0-3.0%	5 ft	37	SF	$120	$4,428
20964	597.8 to 614.3 feet	Cross Slope (PAR)	2.0-3.0%	5 ft	74	SF	$120	$8,910
59181	613.0 to 629.0 feet	Driveway				REF		
20969	619.3 to 625.1 feet	Cross Slope (Driveway)	12.0-13.0%	5 ft	26	SF	$40	$1,044
20971	629.4 to 647.3 feet	Cross Slope (Driveway)	2.0-3.0%	5 ft	81	SF	$40	$3,222
20974	647.6 to 651.6 feet	Cross Slope (PAR)	4.0-5.0%	5 ft	18	SF	$120	$2,160
20975	653.9 to 665.1 feet	Cross Slope (PAR)	3.0-4.0%	5 ft	50	SF	$120	$6,048
20978	669.1 to 676.0 feet	Cross Slope (PAR)	12.0-13.0%	5 ft	31	SF	$120	$3,726
54688	676.2 to 677.2 feet	Vertical Change	.3	5 ft	5	LF	$75	$338
20979	679.8 to 681.0 feet	Cross Slope (PAR)	3.0-4.0%	5 ft	5	SF	$120	$648

TOTAL COST FOR: NW *side of* **MARIPOSA AVE** *Starting at:* **1ST ST** **$202,032.00**

Funding Source: TBD **Year to be Completed** TBD

Street Side	Run ID	Survey Street Name	Starting Street Name	End Street Name	Priority
NW	1909251549	MARIPOSA AVE	3RD ST	4TH ST	57.25

ID	Dist. from Corner	Barrier Type	As-is Measurement/Notes	Sidewalk Width	Qty	Unit	Cost	Total
20790	0.0 to 13.9 feet	Cross Slope (PAR)	2.0-3.0%	5 ft	63	SF	$120	**$7,506**
54670	14.4 to 15.4 feet	**Vertical Change**	.3	5 ft	5	LF	$75	**$338**
20794	21.6 to 88.6 feet	Cross Slope (PAR)	2.0-3.0%	5 ft	302	SF	$120	**$36,180**
56159	77.8 to 78.8 feet	**Vertical Change**	.4	5 ft	5	REF		
20803	91.0 to 92.8 feet	Cross Slope (PAR)	3.0-4.0%	5 ft	8	SF	$120	**$972**
20804	94.9 to 107.9 feet	Cross Slope (PAR)	2.0-3.0%	5 ft	59	SF	$120	**$7,020**
20807	110.8 to 124.3 feet	Cross Slope (PAR)	3.0-4.0%	5 ft	61	SF	$120	**$7,290**
20808	124.9 to 132.3 feet	Cross Slope (PAR)	2.0-3.0%	5 ft	33	SF	$120	**$3,996**
59167	131.1 to 146.7 feet	Driveway				REF		
40517	132.5 to 134.2 feet	Running Slope	7.0-8.0%	5 ft	8	REF		
20810	136.8 to 143.0 feet	**Cross Slope (Driveway)**	12.0-13.0%	5 ft	28	SF	$40	**$1,116**
40518	143.9 to 145.1 feet	Running Slope	5.0-6.0%	5 ft	5	REF		
40519	145.1 to 146.7 feet	Running Slope	6.0-7.0%	5 ft	7	REF		
20812	147.3 to 154.0 feet	**Cross Slope (Driveway)**	3.0-4.0%	5 ft	30	SF	$40	**$1,206**
54671	150.0 to 151.0 feet	**Vertical Change**	.3	5 ft	5	REF		
59168	154.2 to 169.8 feet	Driveway				REF		
40520	155.1 to 157.4 feet	Running Slope	6.0-7.0%	5 ft	10	REF		
20815	159.3 to 164.8 feet	**Cross Slope (Driveway)**	>15%	5 ft	25	SF	$40	**$990**
20817	164.8 to 166.0 feet	**Cross Slope (Driveway)**	13.014	5 ft	5	SF	$40	**$216**
20818	170.1 to 179.3 feet	**Cross Slope (Driveway)**	2.0-3.0%	5 ft	41	SF	$40	**$1,656**
20819	184.3 to 234.0 feet	Cross Slope (PAR)	2.0-3.0%	5 ft	224	SF	$120	**$26,838**
54672	206.0 to 207.0 feet	**Vertical Change**	.3	5 ft	5	REF		
20828	238.3 to 239.7 feet	Cross Slope (PAR)	3.0-4.0%	5 ft	6	SF	$120	**$756**
20829	240.1 to 263.6 feet	Cross Slope (PAR)	2.0-3.0%	5 ft	106	SF	$120	**$12,690**
54673	247.6 to 248.6 feet	**Vertical Change**	.3	5 ft	5	REF		
59169	262.9 to 283.2 feet	Driveway				REF		
20833	266.8 to 268.3 feet	**Cross Slope (Driveway)**	12.0-13.0%	5 ft	7	SF	$40	**$270**
20834	273.6 to 279.6 feet	**Cross Slope (Driveway)**	12.0-13.0%	5 ft	27	SF	$40	**$1,080**

Funding Source: TBD **Year to be Completed** TBD

Street Side	Run ID	Survey Street Name	Starting Street Name	End Street Name	Priority
NW	1909251549	MARIPOSA AVE	3RD ST	4TH ST	57.25

ID	Dist. from Corner	Barrier Type	As-is Measurement/Notes	Sidewalk Width	Qty	Unit	Cost	Total
40521	281.6 to 283.1 feet	Running Slope	7.0-8.0%	5 ft	7	REF		
20838	283.7 to 290.6 feet	Cross Slope (PAR)	2.0-3.0%	5 ft	31	SF	$120	**$3,726**
20839	294.3 to 300.5 feet	Cross Slope (PAR)	2.0-3.0%	5 ft	28	SF	$120	**$3,348**
20840	304.4 to 308.1 feet	Cross Slope (PAR)	2.0-3.0%	5 ft	17	SF	$120	**$1,998**

TOTAL COST FOR: NW *side of* **MARIPOSA AVE** *Starting at:* **3RD ST** **$119,191.50**

Funding Source: TBD **Year to be Completed** TBD

Street Side	Run ID	Survey Street Name	Starting Street Name	End Street Name	Priority
NW	51909261451	MARIPOSA AVE	SIDEWALK BEGINS	SIDEWALK ENDS	97.75

ID	Dist. from Corner	Barrier Type	As-is Measurement/Notes	Sidewalk Width	Qty	Unit	Cost	Total
38980	1.9 to 14.8 feet	Cross Slope (PAR)	2.0-3.0%	6 ft	71	SF	$120	**$8,514**
47849	12.0 to 13.0 feet	**Vertical Change**	-.4	6 ft	6	REF		
38984	18.2 to 26.8 feet	Cross Slope (PAR)	2.0-3.0%	6 ft	47	SF	$120	**$5,676**
60328	25.3 to 42.5 feet	Driveway				REF		
55889	26.1 to 27.1 feet	**Vertical Change**	.3	6 ft	6	REF		
38987	31.3 to 42.1 feet	**Cross Slope (Driveway)**	13.014	6 ft	59	SF	$40	**$2,376**
57286	40.8 to 41.8 feet	**Vertical Change**	.8	6 ft	6	REF		
38992	45.5 to 46.6 feet	Cross Slope (PAR)	3.0-4.0%	6 ft	6	SF	$120	**$726**
38993	47.4 to 50.2 feet	Cross Slope (PAR)	2.0-3.0%	6 ft	15	SF	$120	**$1,848**
41134	52.8 to 54.0 feet	Running Slope	8.0-9.0%	6 ft	7	SF	$120	**$792**
55890	54.2 to 55.2 feet	**Vertical Change**	.3	6 ft	6	LF	$75	**$413**
60329	54.2 to 69.0 feet	Driveway				REF		
38994	56.9 to 66.2 feet	**Cross Slope (Driveway)**	>15%	6 ft	51	SF	$40	**$2,046**
57603	58.0 to 59.0 feet	**Vertical Change**	2.9	6 ft	6	REF		
57652	63.3 to 64.3 feet	**Vertical Change**	3.4	6 ft	6	REF		
57567	66.1 to 67.1 feet	**Vertical Change**	2.5	6 ft	6	REF		
41135	66.2 to 68.6 feet	Running Slope	7.0-8.0%	6 ft	13	REF		
38995	70.4 to 86.3 feet	Cross Slope (PAR)	2.0-3.0%	6 ft	87	SF	$120	**$10,494**
47850	71.1 to 72.1 feet	**Vertical Change**	-.4	6 ft	6	REF		
55891	85.8 to 89.6 feet	**Vertical Change**	.3	6 ft	21	REF		
38999	86.3 to 94.8 feet	Cross Slope (PAR)	4.0-5.0%	6 ft	47	SF	$120	**$5,610**
55893	92.5 to 93.5 feet	**Vertical Change**	.3	6 ft	6	REF		
56597	95.6 to 96.6 feet	**Vertical Change**	.4	6 ft	6	LF	$75	**$413**

TOTAL COST FOR: NW *side of* **MARIPOSA AVE** *Starting at:* **SIDEWALK BEGINS** **$38,907.00**

Funding Source: TBD **Year to be Completed** TBD

Street Side	Run ID	Survey Street Name	Starting Street Name	End Street Name	Priority
E	1908220903	MICHELLE CT	888 MICHELLE CT	ROSEHILL DR	87.25

ID	Dist. from Corner	Barrier Type	As-is Measurement/Notes	Sidewalk Width	Qty	Unit	Cost	Total
5132	0.0 to 2.8 feet	Cross Slope (PAR)	3.0-4.0%	5 ft	14	SF	$120	**$1,680**
57989	0.0 to 33.4 feet	Driveway				REF		
5133	7.3 to 30.8 feet	**Cross Slope (Driveway)**	11.0-12.0%	5 ft	118	SF	$40	**$4,700**
40159	29.7 to 30.7 feet	Running Slope	6.0-7.0%	5 ft	5	REF		
47945	33.3 to 34.3 feet	**Vertical Change**	-.4	5 ft	5	REF		
5137	34.8 to 40.3 feet	Cross Slope (PAR)	3.0-4.0%	5 ft	28	SF	$120	**$3,300**
57990	37.1 to 71.8 feet	Driveway				REF		
5138	45.2 to 69.2 feet	**Cross Slope (Driveway)**	13.014	5 ft	120	SF	$40	**$4,800**
52086	52.0 to 54.8 feet	**Vertical Change**	-.29	5 ft	14	REF		
52534	61.7 to 62.7 feet	**Vertical Change**	-.28	5 ft	5	REF		
40160	67.7 to 69.1 feet	Running Slope	6.0-7.0%	5 ft	7	REF		
52535	71.5 to 72.5 feet	**Vertical Change**	-.28	5 ft	5	REF		
5142	72.7 to 78.1 feet	Cross Slope (PAR)	4.0-5.0%	5 ft	27	SF	$120	**$3,240**
5144	78.1 to 83.5 feet	Cross Slope (PAR)	2.0-3.0%	5 ft	27	SF	$120	**$3,240**
57991	80.3 to 118.5 feet	Driveway				REF		
5146	83.5 to 84.6 feet	**Cross Slope (Driveway)**	4.0-5.0%	5 ft	6	SF	$40	**$220**
5147	88.0 to 116.3 feet	**Cross Slope (Driveway)**	11.0-12.0%	5 ft	142	SF	$40	**$5,660**
49351	95.0 to 96.0 feet	**Vertical Change**	-.35	5 ft	5	REF		
47532	105.2 to 108.1 feet	**Vertical Change**	-.41	5 ft	15	REF		
40161	115.0 to 116.5 feet	Running Slope	6.0-7.0%	5 ft	8	REF		
41369	118.4 to 119.4 feet	**Vertical Change**	-1.36	5 ft	5	REF		
5155	119.4 to 135.3 feet	Cross Slope (PAR)	4.0-5.0%	5 ft	80	SF	$120	**$9,540**
52087	120.4 to 121.4 feet	**Vertical Change**	-.29	5 ft	5	REF		
47055	124.6 to 125.6 feet	**Vertical Change**	-.43	5 ft	5	REF		
41355	129.7 to 130.7 feet	**Vertical Change**	-1.38	5 ft	5	REF		
46138	132.8 to 133.8 feet	**Vertical Change**	-.47	5 ft	5	REF		
5157	135.3 to 136.3 feet	Cross Slope (PAR)	2.0-3.0%	5 ft	5	SF	$120	**$600**
45925	136.1 to 137.1 feet	**Vertical Change**	-.48	5 ft	5	REF		

TOTAL COST FOR: E *side of* **MICHELLE CT** *Starting at:* **888 MICHELLE CT** **$36,980.00**

Funding Source: TBD **Year to be Completed** TBD

Street Side	Run ID	Survey Street Name	Starting Street Name	End Street Name	Priority
W	1908220901	MICHELLE CT	ROSEHILL DR	888 MICHELLE CT	101.25

ID	Dist. from Corner	Barrier Type	As-is Measurement/Notes	Sidewalk Width	Qty	Unit	Cost	Total
5112	0.0 to 9.8 feet	Cross Slope (PAR)	2.0-3.0%	5 ft	49	SF	$120	**$5,880**
48759	5.5 to 12.5 feet	**Vertical Change**	-.37	5 ft	35	REF		
5114	9.8 to 24.8 feet	Cross Slope (PAR)	4.0-5.0%	5 ft	75	SF	$120	**$9,000**
50744	15.8 to 16.8 feet	**Vertical Change**	-.31	5 ft	5	REF		
53986	19.9 to 20.9 feet	**Vertical Change**	-.25	5 ft	5	REF		
5117	24.8 to 31.5 feet	Cross Slope (PAR)	2.0-3.0%	5 ft	34	SF	$120	**$4,020**
57986	26.4 to 53.9 feet	Driveway				REF		
52084	31.7 to 32.7 feet	**Vertical Change**	-.29	5 ft	5	REF		
5118	35.6 to 50.8 feet	**Cross Slope (Driveway)**	10.0-11.0%	5 ft	76	SF	$40	**$3,040**
49665	43.9 to 44.9 feet	**Vertical Change**	-.34	5 ft	5	REF		
5119	54.3 to 72.6 feet	**Cross Slope (Driveway)**	3.0-4.0%	5 ft	91	SF	$40	**$3,660**
49350	60.7 to 61.7 feet	**Vertical Change**	-.35	5 ft	5	REF		
57987	66.9 to 94.4 feet	Driveway				REF		
5120	76.0 to 90.5 feet	**Cross Slope (Driveway)**	10.0-11.0%	5 ft	73	SF	$40	**$2,900**
53050	82.3 to 83.3 feet	**Vertical Change**	-.27	5 ft	5	REF		
40157	90.1 to 91.3 feet	Running Slope	6.0-7.0%	5 ft	6	REF		
40158	91.3 to 92.3 feet	Running Slope	5.0-6.0%	5 ft	5	REF		
5122	94.2 to 110.9 feet	**Cross Slope (Driveway)**	5.0-6.0%	5 ft	84	SF	$40	**$3,340**
52085	105.0 to 106.0 feet	**Vertical Change**	-.29	5 ft	5	REF		
5124	110.9 to 112.3 feet	Cross Slope (PAR)	3.0-4.0%	5 ft	7	SF	$120	**$840**
5125	112.3 to 118.4 feet	Cross Slope (PAR)	2.0-3.0%	5 ft	31	SF	$120	**$3,660**
57988	115.2 to 139.4 feet	Driveway				REF		
47054	116.5 to 119.2 feet	**Vertical Change**	-.43	5 ft	14	REF		
5127	121.8 to 136.4 feet	**Cross Slope (Driveway)**	11.0-12.0%	5 ft	73	SF	$40	**$2,920**
43871	129.7 to 130.7 feet	**Vertical Change**	-.58	5 ft	5	REF		
5131	140.2 to 145.0 feet	Cross Slope (PAR)	3.0-4.0%	5 ft	24	SF	$120	**$2,880**
49044	140.9 to 144.6 feet	**Vertical Change**	-.36	5 ft	19	REF		
30	143.3 to 144.3 feet	**Continuous Width**		5 ft	5	SF	$120	**$600**

TOTAL COST FOR: W *side of* **MICHELLE CT** *Starting at:* **ROSEHILL DR** **$42,740.00**

Funding Source: TBD **Year to be Completed** TBD

Street Side	Run ID	Survey Street Name	Starting Street Name	End Street Name	Priority
S	1908210911	MISSION AVE	S GENOA LAKE WAY	VERTE ST	53

ID	Dist. from Corner	Barrier Type	As-is Measurement/Notes	Sidewalk Width	Qty	Unit	Cost	Total
41309	5.0 to 6.0 feet	Vertical Change	-1.53	5 ft	5	SF	$75	**$375**
57477	5.0 to 6.0 feet	Vertical Change	1.54	5 ft	5	SF	$75	**$375**
57689	5.2 to 6.2 feet	Vertical Change	3.77	5 ft	5	SF	$75	**$375**
41168	5.9 to 6.9 feet	Vertical Change	-3.8	5 ft	5	SF	$75	**$375**
2218	17.8 to 25.7 feet	Cross Slope (PAR)	2.0-3.0%	5 ft	40	SF	$120	**$4,740**
48128	33.9 to 34.9 feet	Vertical Change	-.39	5 ft	5	REF		
2219	34.8 to 40.7 feet	Cross Slope (PAR)	2.0-3.0%	5 ft	30	SF	$120	**$3,540**
53397	53.8 to 54.8 feet	Vertical Change	-.26	5 ft	5	LF	$75	**$375**
2221	79.0 to 81.3 feet	Cross Slope (PAR)	2.0-3.0%	5 ft	12	SF	$120	**$1,380**

TOTAL COST FOR: S *side of* **MISSION AVE** *Starting at:* **S GENOA LAKE WAY** **$11,535.00**

Funding Source: TBD **Year to be Completed** TBD

Street Side	Run ID	Survey Street Name	Starting Street Name	End Street Name	Priority
N	1908210939	MISSION AVE	VERTE ST	S GENOA LAKE WAY	41

ID	Dist. from Corner	Barrier Type	As-is Measurement/Notes	Sidewalk Width	Qty	Unit	Cost	Total
2601	24.6 to 26.1 feet	Cross Slope (PAR)	2.0-3.0%	5 ft	8	SF	$120	**$900**
54141	33.1 to 34.1 feet	**Vertical Change**	.26	5 ft	5	LF	$75	**$375**
2602	47.4 to 71.9 feet	Cross Slope (PAR)	2.0-3.0%	5 ft	123	SF	$120	**$14,700**
48707	58.8 to 59.8 feet	**Vertical Change**	-.37	5 ft	5	REF		

TOTAL COST FOR: N *side of* **MISSION AVE** *Starting at:* **VERTE ST** **$15,975.00**

Funding Source: TBD **Year to be Completed** TBD

Street Side	Run ID	Survey Street Name	Starting Street Name	End Street Name	Priority
W	1908221437	MOLLY AVE	342 MOLLY AVE	ELM AVE	65.5

ID	Dist. from Corner	Barrier Type	As-is Measurement/Notes	Sidewalk Width	Qty	Unit	Cost	Total
9323	0.0 to 5.4 feet	Cross Slope (PAR)	2.0-3.0%	5 ft	27	SF	$120	**$3,240**
58367	0.1 to 26.2 feet	Driveway				REF		
43274	2.7 to 8.6 feet	**Vertical Change**	-.62	5 ft	30	REF		
56965	7.8 to 8.8 feet	**Vertical Change**	.56	5 ft	5	REF		
9324	7.8 to 27.3 feet	**Cross Slope (Driveway)**	2.0-3.0%	5 ft	98	SF	$40	**$3,900**
46883	17.0 to 18.0 feet	**Vertical Change**	-.44	5 ft	5	REF		
45068	26.6 to 27.6 feet	**Vertical Change**	-.52	5 ft	5	REF		
56992	26.7 to 27.7 feet	**Vertical Change**	.59	5 ft	5	REF		
41229	28.2 to 29.2 feet	**Vertical Change**	-2.03	5 ft	5	SF	$75	**$375**
46884	31.4 to 39.4 feet	**Vertical Change**	-.44	5 ft	40	LF	$75	**$3,000**
58368	34.2 to 59.1 feet	Driveway				REF		
9331	35.3 to 39.8 feet	**Cross Slope (Driveway)**	2.0-3.0%	5 ft	23	SF	$40	**$900**
9332	41.4 to 42.5 feet	**Cross Slope (Driveway)**	5.0-6.0%	5 ft	6	SF	$40	**$220**
57136	42.4 to 43.4 feet	**Vertical Change**	.62	5 ft	5	REF		
9333	42.5 to 43.8 feet	**Cross Slope (Driveway)**	6.0-7.0%	5 ft	7	SF	$40	**$260**
9334	43.8 to 47.9 feet	**Cross Slope (Driveway)**	5.0-6.0%	5 ft	21	SF	$40	**$820**
9336	47.9 to 52.0 feet	**Cross Slope (Driveway)**	3.0-4.0%	5 ft	21	SF	$40	**$820**
42583	49.8 to 50.8 feet	**Vertical Change**	-.68	5 ft	5	REF		
9337	52.0 to 57.7 feet	**Cross Slope (Driveway)**	2.0-3.0%	5 ft	29	SF	$40	**$1,140**
9339	57.7 to 60.5 feet	**Cross Slope (Driveway)**	4.0-5.0%	5 ft	14	SF	$40	**$560**
44071	58.4 to 59.4 feet	**Vertical Change**	-.57	5 ft	5	REF		
9341	60.5 to 91.0 feet	Cross Slope (PAR)	2.0-3.0%	5 ft	153	SF	$120	**$18,300**
46429	62.0 to 66.0 feet	**Vertical Change**	-.46	5 ft	20	REF		
46430	75.3 to 76.3 feet	**Vertical Change**	-.46	5 ft	5	REF		
43896	88.8 to 89.8 feet	**Vertical Change**	-.58	5 ft	5	REF		
9344	91.0 to 104.4 feet	Cross Slope (PAR)	4.0-5.0%	5 ft	67	SF	$120	**$8,040**
43275	102.4 to 103.4 feet	**Vertical Change**	-.62	5 ft	5	REF		
52173	104.4 to 111.1 feet	**Vertical Change**	-.29	5 ft	34	REF		

Funding Source: TBD **Year to be Completed** TBD

Street Side	Run ID	Survey Street Name	Starting Street Name	End Street Name	Priority
W	1908221437	MOLLY AVE	342 MOLLY AVE	ELM AVE	65.5

ID	Dist. from Corner	Barrier Type	As-is Measurement/Notes	Sidewalk Width	Qty	Unit	Cost	Total
9348	104.4 to 108.7 feet	Cross Slope (PAR)	2.0-3.0%	5 ft	22	SF	$120	**$2,580**
9349	112.8 to 116.1 feet	Cross Slope (PAR)	2.0-3.0%	5 ft	17	SF	$120	**$1,980**
53144	113.9 to 114.9 feet	**Vertical Change**	-.27	5 ft	5	REF		
43598	115.9 to 116.9 feet	**Vertical Change**	-.6	5 ft	5	REF		
51750	118.1 to 119.1 feet	**Vertical Change**	-.3	5 ft	5	LF	$75	**$375**
50446	122.2 to 125.3 feet	**Vertical Change**	-.32	5 ft	16	LF	$75	**$1,163**
42584	128.5 to 129.5 feet	**Vertical Change**	-.68	5 ft	5	SF	$75	**$375**
58369	134.7 to 160.1 feet	Driveway				REF		
51751	134.9 to 138.0 feet	**Vertical Change**	-.3	5 ft	16	REF		
9350	138.5 to 148.6 feet	**Cross Slope (Driveway)**	2.0-3.0%	5 ft	51	SF	$40	**$2,020**
41945	139.1 to 142.2 feet	**Vertical Change**	-.79	5 ft	15	REF		
45976	144.1 to 145.1 feet	**Vertical Change**	-.48	5 ft	5	REF		
42904	153.2 to 154.2 feet	**Vertical Change**	-.65	5 ft	5	REF		
44072	163.1 to 164.1 feet	**Vertical Change**	-.57	5 ft	5	SF	$75	**$375**
48261	167.5 to 170.2 feet	**Vertical Change**	-.39	5 ft	14	LF	$75	**$1,013**
58370	170.2 to 194.7 feet	Driveway				REF		
44073	173.5 to 174.5 feet	**Vertical Change**	-.57	5 ft	5	REF		
42015	184.2 to 185.2 feet	**Vertical Change**	-.77	5 ft	5	REF		
9352	188.8 to 192.6 feet	**Cross Slope (Driveway)**	2.0-3.0%	5 ft	19	SF	$40	**$760**
9354	192.6 to 197.4 feet	**Cross Slope (Driveway)**	4.0-5.0%	5 ft	24	SF	$40	**$960**
42905	193.4 to 194.4 feet	**Vertical Change**	-.65	5 ft	5	REF		
9356	197.4 to 199.7 feet	Cross Slope (PAR)	2.0-3.0%	5 ft	12	SF	$120	**$1,380**
41802	197.8 to 198.8 feet	**Vertical Change**	-.84	5 ft	5	REF		
41803	207.9 to 208.9 feet	**Vertical Change**	-.84	5 ft	5	SF	$75	**$375**
41727	219.6 to 220.6 feet	**Vertical Change**	-.88	5 ft	5	SF	$75	**$375**
9357	230.1 to 233.5 feet	Cross Slope (PAR)	2.0-3.0%	5 ft	17	SF	$120	**$2,040**
9359	233.5 to 252.0 feet	Cross Slope (PAR)	4.0-5.0%	5 ft	93	SF	$120	**$11,100**
46431	233.9 to 234.9 feet	**Vertical Change**	-.46	5 ft	5	REF		

Funding Source: TBD **Year to be Completed** TBD

Street Side	Run ID	Survey Street Name	Starting Street Name	End Street Name	Priority
W	1908221437	MOLLY AVE	342 MOLLY AVE	ELM AVE	65.5

ID	Dist. from Corner	Barrier Type	As-is Measurement/Notes	Sidewalk Width	Qty	Unit	Cost	Total
42301	247.9 to 248.9 feet	Vertical Change	-.71	5 ft	5	REF		
9363	252.0 to 287.0 feet	Cross Slope (PAR)	2.0-3.0%	5 ft	175	SF	$120	**$21,000**
44261	261.7 to 262.7 feet	Vertical Change	-.56	5 ft	5	REF		
58371	268.0 to 296.0 feet	Driveway				REF		
43426	271.5 to 272.5 feet	Vertical Change	-.61	5 ft	5	REF		
41289	274.3 to 275.3 feet	Vertical Change	-1.62	5 ft	5	REF		
56966	276.7 to 277.7 feet	Vertical Change	.56	5 ft	5	REF		
43136	285.7 to 286.7 feet	Vertical Change	-.63	5 ft	5	REF		
9368	291.4 to 323.2 feet	Cross Slope (Driveway)	2.0-3.0%	5 ft	159	SF	$40	**$6,360**
42906	298.3 to 299.3 feet	Vertical Change	-.65	5 ft	5	REF		
58372	299.8 to 326.0 feet	Driveway				REF		
43599	302.8 to 303.8 feet	Vertical Change	-.6	5 ft	5	REF		
41770	304.4 to 305.4 feet	Vertical Change	-.86	5 ft	5	REF		
42139	315.7 to 316.7 feet	Vertical Change	-.74	5 ft	5	REF		
9375	323.2 to 341.9 feet	Cross Slope (Driveway)	4.0-5.0%	5 ft	94	SF	$40	**$3,740**
42302	330.3 to 331.3 feet	Vertical Change	-.71	5 ft	5	REF		
44698	340.7 to 341.7 feet	Vertical Change	-.54	5 ft	5	REF		
9377	341.9 to 378.7 feet	Cross Slope (PAR)	2.0-3.0%	5 ft	184	SF	$120	**$22,080**
45070	354.1 to 355.1 feet	Vertical Change	-.52	5 ft	5	REF		
9381	378.7 to 406.3 feet	Cross Slope (PAR)	4.0-5.0%	5 ft	138	SF	$120	**$16,560**
43737	382.2 to 383.2 feet	Vertical Change	-.59	5 ft	5	REF		
58373	387.0 to 418.1 feet	Driveway				REF		
43276	392.6 to 393.6 feet	Vertical Change	-.62	5 ft	5	REF		
9384	406.3 to 416.1 feet	Cross Slope (Driveway)	2.0-3.0%	5 ft	49	SF	$40	**$1,960**
46655	407.4 to 408.4 feet	Vertical Change	-.45	5 ft	5	REF		
9386	416.1 to 419.2 feet	Cross Slope (Driveway)	4.0-5.0%	5 ft	16	SF	$40	**$620**
49748	418.8 to 419.8 feet	Vertical Change	-.34	5 ft	5	REF		
9388	419.2 to 432.1 feet	Cross Slope (PAR)	2.0-3.0%	5 ft	65	SF	$120	**$7,740**

Funding Source: TBD **Year to be Completed** TBD

Street Side	Run ID	Survey Street Name	Starting Street Name	End Street Name	Priority
W	1908221437	MOLLY AVE	342 MOLLY AVE	ELM AVE	65.5

ID	Dist. from Corner	Barrier Type	As-is Measurement/Notes	Sidewalk Width	Qty	Unit	Cost	Total
54029	422.0 to 430.4 feet	Vertical Change	-.25	5 ft	42	REF		
58374	424.3 to 452.6 feet	Driveway				REF		
9393	432.1 to 438.6 feet	Cross Slope (Driveway)	4.0-5.0%	5 ft	33	SF	$40	**$1,300**
9395	438.6 to 461.7 feet	Cross Slope (Driveway)	2.0-3.0%	5 ft	116	SF	$40	**$4,620**
41628	442.0 to 443.0 feet	Vertical Change	-.95	5 ft	5	REF		
45773	457.7 to 458.7 feet	Vertical Change	-.49	5 ft	5	REF		
9397	461.7 to 496.9 feet	Cross Slope (PAR)	4.0-5.0%	5 ft	176	SF	$120	**$21,120**
41728	465.1 to 466.1 feet	Vertical Change	-.88	5 ft	5	REF		
48262	478.4 to 479.4 feet	Vertical Change	-.39	5 ft	5	REF		
46886	486.4 to 487.4 feet	Vertical Change	-.44	5 ft	5	REF		
58375	490.4 to 519.5 feet	Driveway				REF		
45977	491.6 to 492.6 feet	Vertical Change	-.48	5 ft	5	REF		
45071	495.2 to 499.0 feet	Vertical Change	-.52	5 ft	19	REF		
9401	496.9 to 542.7 feet	Cross Slope (Driveway)	2.0-3.0%	5 ft	229	SF	$40	**$9,160**
45266	509.6 to 510.6 feet	Vertical Change	-.51	5 ft	5	REF		
48263	520.9 to 521.9 feet	Vertical Change	-.39	5 ft	5	REF		
45267	524.9 to 527.7 feet	Vertical Change	-.51	5 ft	14	REF		
53676	540.0 to 541.0 feet	Vertical Change	-.26	5 ft	5	REF		
43600	546.5 to 547.5 feet	Vertical Change	-.6	5 ft	5	SF	$75	**$375**

TOTAL COST FOR: W *side of* **MOLLY AVE** *Starting at:* **342 MOLLY AVE** **$185,080.00**

Funding Source: TBD **Year to be Completed** TBD

Street Side	Run ID	Survey Street Name	Starting Street Name	End Street Name	Priority
E/S	1908221440	MOLLY AVE	ELM AVE	PHILLIP WAY	93

ID	Dist. from Corner	Barrier Type	As-is Measurement/Notes	Sidewalk Width	Qty	Unit	Cost	Total
9407	0.3 to 69.3 feet	Cross Slope (PAR)	2.0-3.0%	5 ft	345	SF	$120	**$41,400**
43897	21.6 to 22.6 feet	**Vertical Change**	-.58	5 ft	5	REF		
58376	36.2 to 64.4 feet	Driveway				REF		
45268	40.1 to 43.8 feet	**Vertical Change**	-.51	5 ft	19	REF		
45269	54.4 to 55.4 feet	**Vertical Change**	-.51	5 ft	5	REF		
45774	65.3 to 67.4 feet	**Vertical Change**	-.49	5 ft	11	REF		
9418	69.3 to 99.1 feet	Cross Slope (PAR)	4.0-5.0%	5 ft	149	SF	$120	**$17,880**
41988	69.5 to 70.5 feet	**Vertical Change**	-.78	5 ft	5	REF		
48009	81.1 to 82.1 feet	**Vertical Change**	-.4	5 ft	5	REF		
42907	93.7 to 94.7 feet	**Vertical Change**	-.65	5 ft	5	REF		
58377	94.0 to 130.6 feet	Driveway				REF		
49123	97.8 to 98.8 feet	**Vertical Change**	-.36	5 ft	5	REF		
9420	99.1 to 130.7 feet	**Cross Slope (Driveway)**	2.0-3.0%	5 ft	158	SF	$40	**$6,320**
42140	113.5 to 114.5 feet	**Vertical Change**	-.74	5 ft	5	REF		
45775	123.7 to 124.7 feet	**Vertical Change**	-.49	5 ft	5	REF		
51752	135.4 to 136.4 feet	**Vertical Change**	-.3	5 ft	5	LF	$75	**$375**
9426	136.5 to 151.0 feet	Cross Slope (PAR)	2.0-3.0%	5 ft	73	SF	$120	**$8,700**
45776	138.7 to 139.7 feet	**Vertical Change**	-.49	5 ft	5	REF		
48841	142.8 to 143.8 feet	**Vertical Change**	-.37	5 ft	5	REF		
58378	146.9 to 174.4 feet	Driveway				REF		
46887	147.9 to 148.9 feet	**Vertical Change**	-.44	5 ft	5	REF		
41900	152.7 to 155.5 feet	**Vertical Change**	-.8	5 ft	14	REF		
57241	154.6 to 155.6 feet	**Vertical Change**	.77	5 ft	5	REF		
41748	167.2 to 168.2 feet	**Vertical Change**	-.87	5 ft	5	REF		
42016	176.1 to 177.1 feet	**Vertical Change**	-.77	5 ft	5	SF	$75	**$375**
57233	179.8 to 180.8 feet	**Vertical Change**	.71	5 ft	5	SF	$75	**$375**
41863	181.0 to 182.0 feet	**Vertical Change**	-.81	5 ft	5	SF	$75	**$375**
9430	189.8 to 190.9 feet	Cross Slope (PAR)	2.0-3.0%	5 ft	6	SF	$120	**$660**

Funding Source: TBD **Year to be Completed** TBD

Street Side	Run ID	Survey Street Name	Starting Street Name	End Street Name	Priority
E/S	1908221440	MOLLY AVE	ELM AVE	PHILLIP WAY	93

ID	Dist. from Corner	Barrier Type	As-is Measurement/Notes	Sidewalk Width	Qty	Unit	Cost	Total
41901	195.3 to 196.3 feet	Vertical Change	-.8	5 ft	5	SF	$75	$375
9431	201.3 to 202.4 feet	Cross Slope (PAR)	2.0-3.0%	5 ft	6	SF	$120	$660
42053	208.5 to 209.5 feet	Vertical Change	-.76	5 ft	5	SF	$75	$375
9432	215.3 to 220.7 feet	Cross Slope (PAR)	2.0-3.0%	5 ft	27	SF	$120	$3,240
44074	220.1 to 221.1 feet	Vertical Change	-.57	5 ft	5	REF		
9433	223.9 to 226.0 feet	Cross Slope (PAR)	2.0-3.0%	5 ft	11	SF	$120	$1,260
43008	235.0 to 236.0 feet	Vertical Change	-.64	5 ft	5	SF	$75	$375
45072	248.1 to 249.1 feet	Vertical Change	-.52	5 ft	5	SF	$75	$375
58379	256.2 to 283.3 feet	Driveway				REF		
9434	257.2 to 267.7 feet	Cross Slope (Driveway)	2.0-3.0%	5 ft	53	SF	$40	$2,100
48264	258.2 to 259.2 feet	Vertical Change	-.39	5 ft	5	REF		
47588	263.6 to 264.6 feet	Vertical Change	-.41	5 ft	5	REF		
44699	271.3 to 272.3 feet	Vertical Change	-.54	5 ft	5	REF		
9435	275.2 to 276.3 feet	Cross Slope (Driveway)	2.0-3.0%	5 ft	6	SF	$40	$220
54030	278.1 to 279.1 feet	Vertical Change	-.25	5 ft	5	REF		
9436	278.1 to 281.2 feet	Cross Slope (Driveway)	5.0-6.0%	5 ft	15	SF	$40	$620
48265	284.3 to 285.3 feet	Vertical Change	-.39	5 ft	5	LF	$75	$375
58380	288.1 to 316.8 feet	Driveway				REF		
9438	295.0 to 311.8 feet	Cross Slope (Driveway)	2.0-3.0%	5 ft	84	SF	$40	$3,360
9442	311.8 to 314.1 feet	Cross Slope (Driveway)	4.0-5.0%	5 ft	12	SF	$40	$460
54031	313.3 to 314.3 feet	Vertical Change	-.25	5 ft	5	REF		
9444	314.1 to 315.8 feet	Cross Slope (Driveway)	6.0-7.0%	5 ft	8	SF	$40	$340
9445	315.8 to 316.8 feet	Cross Slope (Driveway)	5.0-6.0%	5 ft	5	SF	$40	$200
9446	318.5 to 323.3 feet	Cross Slope (PAR)	2.0-3.0%	5 ft	24	SF	$120	$2,880
9447	353.8 to 361.8 feet	Cross Slope (PAR)	2.0-3.0%	5 ft	40	SF	$120	$4,800
58381	376.3 to 404.0 feet	Driveway				REF		
50067	381.0 to 382.0 feet	Vertical Change	-.33	5 ft	5	REF		
9450	384.6 to 390.3 feet	Cross Slope (Driveway)	2.0-3.0%	5 ft	29	SF	$40	$1,140

Funding Source: TBD **Year to be Completed** TBD

Street Side	Run ID	Survey Street Name	Starting Street Name	End Street Name	Priority
E/S	1908221440	MOLLY AVE	ELM AVE	PHILLIP WAY	93

ID	Dist. from Corner	Barrier Type	As-is Measurement/Notes	Sidewalk Width	Qty	Unit	Cost	Total
52635	394.6 to 395.6 feet	Vertical Change	-.28	5 ft	5	REF		
9453	400.0 to 415.7 feet	Cross Slope (Driveway)	2.0-3.0%	5 ft	79	SF	$40	**$3,140**
49424	405.4 to 406.4 feet	Vertical Change	-.35	5 ft	5	REF		
53146	410.3 to 416.3 feet	Vertical Change	-.27	5 ft	30	REF		
58383	412.0 to 440.5 feet	Driveway				REF		
9457	416.6 to 423.2 feet	Cross Slope (Driveway)	4.0-5.0%	5 ft	33	SF	$40	**$1,320**
9461	423.2 to 429.0 feet	Cross Slope (Driveway)	2.0-3.0%	5 ft	29	SF	$40	**$1,160**
9463	429.0 to 432.6 feet	Cross Slope (Driveway)	4.0-5.0%	5 ft	18	SF	$40	**$720**
48010	430.9 to 431.9 feet	Vertical Change	-.4	5 ft	5	REF		
9465	432.6 to 437.0 feet	Cross Slope (Driveway)	6.0-7.0%	5 ft	22	SF	$40	**$880**
9467	437.0 to 438.5 feet	Cross Slope (Driveway)	8.0-9.0%	5 ft	8	SF	$40	**$300**
9468	444.2 to 475.9 feet	Cross Slope (PAR)	2.0-3.0%	5 ft	159	SF	$120	**$19,020**
47352	445.1 to 446.1 feet	Vertical Change	-.42	5 ft	5	REF		
49749	449.6 to 450.6 feet	Vertical Change	-.34	5 ft	5	REF		
45978	461.3 to 462.3 feet	Vertical Change	-.48	5 ft	5	REF		
58384	469.3 to 496.3 feet	Driveway				REF		
42141	471.5 to 472.5 feet	Vertical Change	-.74	5 ft	5	REF		
9472	479.2 to 485.2 feet	Cross Slope (Driveway)	10.0-11.0%	5 ft	30	SF	$40	**$1,200**
9474	485.2 to 492.3 feet	Cross Slope (Driveway)	8.0-9.0%	5 ft	36	SF	$40	**$1,420**
42397	486.4 to 487.4 feet	Vertical Change	-.7	5 ft	5	REF		
9476	492.3 to 494.6 feet	Cross Slope (Driveway)	10.0-11.0%	5 ft	12	SF	$40	**$460**
44887	497.3 to 498.3 feet	Vertical Change	-.53	5 ft	5	REF		
9477	498.2 to 513.7 feet	Cross Slope (PAR)	3.0-4.0%	5 ft	78	SF	$120	**$9,300**
42193	501.6 to 502.6 feet	Vertical Change	-.73	5 ft	5	REF		
42142	509.1 to 510.1 feet	Vertical Change	-.74	5 ft	5	REF		
9478	513.7 to 537.7 feet	Cross Slope (PAR)	2.0-3.0%	5 ft	120	SF	$120	**$14,400**
52175	518.7 to 522.4 feet	Vertical Change	-.29	5 ft	18	REF		
58385	528.2 to 553.2 feet	Driveway				REF		

Funding Source: TBD **Year to be Completed** TBD

Street Side	Run ID	Survey Street Name	Starting Street Name	End Street Name	Priority
E/S	1908221440	MOLLY AVE	ELM AVE	PHILLIP WAY	93

ID	Dist. from Corner	Barrier Type	As-is Measurement/Notes	Sidewalk Width	Qty	Unit	Cost	Total
42303	531.2 to 532.2 feet	Vertical Change	-.71	5 ft	5	REF		
42398	534.6 to 535.6 feet	Vertical Change	-.7	5 ft	5	REF		
9483	537.7 to 544.5 feet	Cross Slope (Driveway)	4.0-5.0%	5 ft	34	SF	$40	**$1,360**
9485	544.5 to 552.5 feet	Cross Slope (Driveway)	2.0-3.0%	5 ft	40	SF	$40	**$1,600**
42304	545.7 to 546.7 feet	Vertical Change	-.71	5 ft	5	REF		
9488	552.5 to 556.8 feet	Cross Slope (Driveway)	4.0-5.0%	5 ft	21	SF	$40	**$860**
9490	556.8 to 573.5 feet	Cross Slope (PAR)	2.0-3.0%	5 ft	84	SF	$120	**$10,020**
41377	557.7 to 558.7 feet	Vertical Change	-1.34	5 ft	5	REF		
46432	560.2 to 561.2 feet	Vertical Change	-.46	5 ft	5	REF		
48842	563.5 to 565.3 feet	Vertical Change	-.37	5 ft	9	REF		
42305	568.3 to 569.3 feet	Vertical Change	-.71	5 ft	5	REF		
52176	574.0 to 575.0 feet	Vertical Change	-.29	5 ft	5	LF	$75	**$375**
9493	579.4 to 590.3 feet	Cross Slope (PAR)	2.0-3.0%	5 ft	54	SF	$120	**$6,540**
53677	580.4 to 581.4 feet	Vertical Change	-.26	5 ft	5	REF		
47353	587.3 to 588.3 feet	Vertical Change	-.42	5 ft	5	REF		
9495	590.3 to 606.0 feet	Cross Slope (PAR)	4.0-5.0%	5 ft	79	SF	$120	**$9,420**
43277	605.5 to 606.5 feet	Vertical Change	-.62	5 ft	5	REF		
9497	606.0 to 677.7 feet	Cross Slope (PAR)	2.0-3.0%	5 ft	359	SF	$120	**$43,020**
43137	617.2 to 618.2 feet	Vertical Change	-.63	5 ft	5	REF		
48011	630.5 to 631.5 feet	Vertical Change	-.4	5 ft	5	REF		
46433	657.0 to 658.0 feet	Vertical Change	-.46	5 ft	5	REF		
47354	684.1 to 685.1 feet	Vertical Change	-.42	5 ft	5	LF	$75	**$375**
58386	695.3 to 725.5 feet	Driveway				REF		
45777	703.7 to 708.8 feet	Vertical Change	-.49	5 ft	26	REF		
9508	710.0 to 736.1 feet	Cross Slope (Driveway)	4.0-5.0%	5 ft	131	SF	$40	**$5,220**
49426	718.3 to 719.3 feet	Vertical Change	-.35	5 ft	5	REF		
48540	729.8 to 730.8 feet	Vertical Change	-.38	5 ft	5	REF		
47589	733.0 to 734.0 feet	Vertical Change	-.41	5 ft	5	REF		

Funding Source: TBD **Year to be Completed** TBD

Street Side	Run ID	Survey Street Name	Starting Street Name	End Street Name	Priority
E/S	1908221440	MOLLY AVE	ELM AVE	PHILLIP WAY	93

ID	Dist. from Corner	Barrier Type	As-is Measurement/Notes	Sidewalk Width	Qty	Unit	Cost	Total
9515	736.1 to 769.6 feet	Cross Slope (PAR)	2.0-3.0%	5 ft	168	SF	$120	**$20,100**
43601	740.9 to 741.9 feet	**Vertical Change**	-.6	5 ft	5	REF		
48012	750.6 to 751.6 feet	**Vertical Change**	-.4	5 ft	5	REF		
44076	761.2 to 762.2 feet	**Vertical Change**	-.57	5 ft	5	REF		

TOTAL COST FOR: E/S *side of* **MOLLY AVE** *Starting at:* **ELM AVE** **$251,825.00**

Funding Source: TBD **Year to be Completed** TBD

Street Side	Run ID	Survey Street Name	Starting Street Name	End Street Name	Priority
N	1908221434	MOLLY AVE	PHILLIP WAY	342 MOLLY AVE	88

ID	Dist. from Corner	Barrier Type	As-is Measurement/Notes	Sidewalk Width	Qty	Unit	Cost	Total
9264	0.0 to 13.6 feet	Cross Slope (PAR)	3.0-4.0%	5 ft	68	SF	$120	**$8,160**
44069	5.9 to 6.9 feet	**Vertical Change**	-.57	5 ft	5	REF		
9266	13.6 to 14.6 feet	Cross Slope (PAR)	5.0-6.0%	5 ft	5	SF	$120	**$600**
9267	14.6 to 16.7 feet	Cross Slope (PAR)	6.0-7.0%	5 ft	11	SF	$120	**$1,260**
45067	15.2 to 16.2 feet	**Vertical Change**	-.52	5 ft	5	REF		
56643	15.3 to 16.3 feet	**Vertical Change**	.48	5 ft	5	REF		
9269	16.7 to 23.9 feet	Cross Slope (PAR)	8.0-9.0%	5 ft	36	SF	$120	**$4,320**
42582	25.0 to 26.0 feet	**Vertical Change**	-.68	5 ft	5	SF	$75	**$375**
9270	27.1 to 36.6 feet	Cross Slope (PAR)	3.0-4.0%	5 ft	48	SF	$120	**$5,700**
58362	28.6 to 67.0 feet	Driveway				REF		
43596	30.3 to 31.3 feet	**Vertical Change**	-.6	5 ft	5	REF		
45263	35.7 to 36.7 feet	**Vertical Change**	-.51	5 ft	5	REF		
9274	36.6 to 40.8 feet	**Cross Slope (Driveway)**	5.0-6.0%	5 ft	21	SF	$40	**$840**
9276	40.8 to 50.2 feet	**Cross Slope (Driveway)**	3.0-4.0%	5 ft	47	SF	$40	**$1,880**
49121	46.0 to 47.0 feet	**Vertical Change**	-.36	5 ft	5	REF		
9277	50.2 to 54.1 feet	**Cross Slope (Driveway)**	2.0-3.0%	5 ft	20	SF	$40	**$780**
44473	55.1 to 56.1 feet	**Vertical Change**	-.55	5 ft	5	REF		
9278	63.0 to 95.3 feet	**Cross Slope (Driveway)**	2.0-3.0%	5 ft	162	SF	$40	**$6,460**
45264	78.8 to 79.8 feet	**Vertical Change**	-.51	5 ft	5	REF		
58363	86.4 to 123.6 feet	Driveway				REF		
45265	90.3 to 94.2 feet	**Vertical Change**	-.51	5 ft	20	REF		
9284	95.3 to 104.2 feet	**Cross Slope (Driveway)**	4.0-5.0%	5 ft	45	SF	$40	**$1,780**
9288	104.2 to 138.3 feet	**Cross Slope (Driveway)**	2.0-3.0%	5 ft	171	SF	$40	**$6,820**
51749	107.4 to 108.4 feet	**Vertical Change**	-.3	5 ft	5	REF		
44697	117.5 to 118.5 feet	**Vertical Change**	-.54	5 ft	5	REF		
48839	126.8 to 127.8 feet	**Vertical Change**	-.37	5 ft	5	REF		
48538	130.1 to 131.1 feet	**Vertical Change**	-.38	5 ft	5	REF		
45975	135.7 to 139.1 feet	**Vertical Change**	-.48	5 ft	17	REF		

Funding Source: TBD **Year to be Completed** TBD

Street Side	Run ID	Survey Street Name	Starting Street Name	End Street Name	Priority
N	1908221434	MOLLY AVE	PHILLIP WAY	342 MOLLY AVE	88

ID	Dist. from Corner	Barrier Type	As-is Measurement/Notes	Sidewalk Width	Qty	Unit	Cost	Total
58364	136.8 to 161.0 feet	Driveway				REF		
41726	140.9 to 141.9 feet	Vertical Change	-.88	5 ft	5	REF		
9295	141.4 to 149.3 feet	Cross Slope (Driveway)	2.0-3.0%	5 ft	40	SF	$40	**$1,580**
43272	142.7 to 143.7 feet	Vertical Change	-.62	5 ft	5	REF		
43007	151.4 to 152.4 feet	Vertical Change	-.64	5 ft	5	REF		
9298	156.7 to 196.9 feet	Cross Slope (Driveway)	2.0-3.0%	5 ft	201	SF	$40	**$8,040**
43597	160.8 to 161.8 feet	Vertical Change	-.6	5 ft	5	REF		
46428	165.6 to 166.6 feet	Vertical Change	-.46	5 ft	5	REF		
45772	187.6 to 188.6 feet	Vertical Change	-.49	5 ft	5	REF		
9304	196.9 to 206.7 feet	Cross Slope (PAR)	4.0-5.0%	5 ft	49	SF	$120	**$5,880**
52172	200.6 to 201.6 feet	Vertical Change	-.29	5 ft	5	REF		
58365	202.6 to 227.8 feet	Driveway				REF		
9306	209.7 to 212.1 feet	Cross Slope (Driveway)	9.0-10.0%	5 ft	12	SF	$40	**$480**
9308	212.1 to 214.5 feet	Cross Slope (Driveway)	7.0-8.0%	5 ft	12	SF	$40	**$480**
9310	214.5 to 218.0 feet	Cross Slope (Driveway)	5.0-6.0%	5 ft	18	SF	$40	**$700**
48260	217.2 to 218.2 feet	Vertical Change	-.39	5 ft	5	REF		
9312	218.0 to 223.8 feet	Cross Slope (Driveway)	3.0-4.0%	5 ft	29	SF	$40	**$1,160**
9314	223.8 to 226.6 feet	Cross Slope (Driveway)	5.0-6.0%	5 ft	14	SF	$40	**$560**
41390	229.6 to 230.6 feet	Vertical Change	-1.29	5 ft	5	SF	$75	**$375**
9316	241.1 to 242.4 feet	Cross Slope (PAR)	2.0-3.0%	5 ft	7	SF	$120	**$780**
48840	248.1 to 249.1 feet	Vertical Change	-.37	5 ft	5	LF	$75	**$375**
41196	252.7 to 253.7 feet	Vertical Change	-2.48	5 ft	5	REF		
41769	252.7 to 253.7 feet	Vertical Change	-.86	5 ft	5	REF		
9317	252.8 to 285.7 feet	Cross Slope (PAR)	2.0-3.0%	5 ft	165	SF	$120	**$19,740**
58366	272.7 to 303.3 feet	Driveway				REF		
47349	276.4 to 277.4 feet	Vertical Change	-.42	5 ft	5	REF		
41303	279.4 to 280.4 feet	Vertical Change	-1.56	5 ft	5	REF		
43273	291.8 to 292.8 feet	Vertical Change	-.62	5 ft	5	REF		

Funding Source: TBD **Year to be Completed** TBD

Street Side	Run ID	Survey Street Name	Starting Street Name	End Street Name	Priority
N	1908221434	MOLLY AVE	PHILLIP WAY	342 MOLLY AVE	88

ID	Dist. from Corner	Barrier Type	As-is Measurement/Notes	Sidewalk Width	Qty	Unit	Cost	Total
41213	304.7 to 305.7 feet	Vertical Change	-2.22	5 ft	5	SF	$75	**$375**
44260	307.9 to 308.9 feet	Vertical Change	-.56	5 ft	5	SF	$75	**$375**
47350	314.2 to 315.2 feet	Vertical Change	-.42	5 ft	5	REF		
9320	314.2 to 317.8 feet	Cross Slope (PAR)	2.0-3.0%	5 ft	18	SF	$120	**$2,160**
48008	319.3 to 320.3 feet	Vertical Change	-.4	5 ft	5	LF	$75	**$375**
9321	322.3 to 336.1 feet	Cross Slope (PAR)	2.0-3.0%	5 ft	69	SF	$120	**$8,280**
45560	331.5 to 332.5 feet	Vertical Change	-.5	5 ft	5	REF		
50	342.0 to 343.0 feet	Continuous Width		5 ft	5	SF	$120	**$600**

TOTAL COST FOR: N *side of* **MOLLY AVE** *Starting at:* **PHILLIP WAY** **$91,290.00**

Funding Source: TBD **Year to be Completed** TBD

Street Side	Run ID	Survey Street Name	Starting Street Name	End Street Name	Priority
W	1909231542	MONROE CT	2003 MONROE CT	PALM PKY	56.75

ID	Dist. from Corner	Barrier Type	As-is Measurement/Notes	Sidewalk Width	Qty	Unit	Cost	Total
14403	0.0 to 56.6 feet	Cross Slope (PAR)	2.0-3.0%	5 ft	283	SF	$120	**$33,960**
54183	43.6 to 44.6 feet	**Vertical Change**	.3	5 ft	5	REF		
58781	55.2 to 78.8 feet	Driveway				REF		
55995	55.4 to 56.4 feet	**Vertical Change**	.4	5 ft	5	REF		
40387	57.4 to 58.5 feet	Running Slope	5.0-6.0%	5 ft	6	REF		
14415	59.6 to 65.3 feet	**Cross Slope (Driveway)**	8.0-9.0%	5 ft	29	SF	$40	**$1,140**
14417	65.5 to 75.2 feet	**Cross Slope (Driveway)**	10.0-11.0%	5 ft	49	SF	$40	**$1,940**
14419	75.8 to 76.8 feet	**Cross Slope (Driveway)**	8.0-9.0%	5 ft	5	SF	$40	**$200**
54184	77.5 to 78.5 feet	**Vertical Change**	.3	5 ft	5	REF		
14420	79.8 to 84.1 feet	Cross Slope (PAR)	2.0-3.0%	5 ft	22	SF	$120	**$2,580**
58782	82.6 to 106.3 feet	Driveway				REF		
14422	87.5 to 93.6 feet	**Cross Slope (Driveway)**	10.0-11.0%	5 ft	31	SF	$40	**$1,220**
14424	93.6 to 95.0 feet	**Cross Slope (Driveway)**	12.0-13.0%	5 ft	7	SF	$40	**$280**
14425	98.7 to 103.5 feet	**Cross Slope (Driveway)**	11.0-12.0%	5 ft	24	SF	$40	**$960**
14427	107.1 to 108.9 feet	Cross Slope (PAR)	3.0-4.0%	5 ft	9	SF	$120	**$1,080**
14428	108.9 to 113.3 feet	Cross Slope (PAR)	2.0-3.0%	5 ft	22	SF	$120	**$2,640**
14429	116.6 to 119.2 feet	Cross Slope (PAR)	3.0-4.0%	5 ft	13	SF	$120	**$1,560**
14430	119.7 to 130.2 feet	Cross Slope (PAR)	2.0-3.0%	5 ft	52	SF	$120	**$6,300**
14432	132.4 to 157.7 feet	Cross Slope (PAR)	2.0-3.0%	5 ft	126	SF	$120	**$15,180**
54185	147.7 to 148.7 feet	**Vertical Change**	.3	5 ft	5	REF		
14435	160.9 to 169.5 feet	Cross Slope (PAR)	2.0-3.0%	5 ft	43	SF	$120	**$5,160**
58783	167.0 to 190.4 feet	Driveway				REF		
40388	170.2 to 171.3 feet	Running Slope	5.0-6.0%	5 ft	6	REF		
14438	172.6 to 188.4 feet	**Cross Slope (Driveway)**	9.0-10.0%	5 ft	79	SF	$40	**$3,160**
14442	190.4 to 194.9 feet	**Cross Slope (Driveway)**	4.0-5.0%	5 ft	23	SF	$40	**$900**
14444	194.9 to 198.7 feet	Cross Slope (PAR)	2.0-3.0%	5 ft	19	SF	$120	**$2,280**
58784	197.6 to 220.5 feet	Driveway				REF		
54186	197.9 to 198.9 feet	**Vertical Change**	.3	5 ft	5	REF		
40389	199.8 to 201.2 feet	Running Slope	5.0-6.0%	5 ft	7	REF		

Funding Source: TBD **Year to be Completed** TBD

Street Side	Run ID	Survey Street Name	Starting Street Name	End Street Name	Priority
W	1909231542	MONROE CT	2003 MONROE CT	PALM PKY	56.75

ID	Dist. from Corner	Barrier Type	As-is Measurement/Notes	Sidewalk Width	Qty	Unit	Cost	Total
14445	201.3 to 206.3 feet	Cross Slope (Driveway)	7.0-8.0%	5 ft	25	SF	$40	$1,000
14447	206.8 to 216.9 feet	Cross Slope (Driveway)	9.0-10.0%	5 ft	51	SF	$40	$2,020
14448	220.5 to 221.6 feet	Cross Slope (Driveway)	2.0-3.0%	5 ft	6	SF	$40	$220
14449	232.8 to 237.2 feet	Cross Slope (PAR)	2.0-3.0%	5 ft	22	SF	$120	$2,640
14450	240.3 to 243.2 feet	Cross Slope (PAR)	2.0-3.0%	5 ft	15	SF	$120	$1,740
14451	254.3 to 255.4 feet	Cross Slope (PAR)	2.0-3.0%	5 ft	6	SF	$120	$660
14452	257.5 to 269.4 feet	Cross Slope (PAR)	2.0-3.0%	5 ft	59	SF	$120	$7,140
58785	276.7 to 300.0 feet	Driveway				REF		
14454	277.1 to 278.2 feet	Cross Slope (Driveway)	2.0-3.0%	5 ft	5	SF	$40	$220
14455	281.8 to 296.6 feet	Cross Slope (Driveway)	10.0-11.0%	5 ft	74	SF	$40	$2,960
55996	287.4 to 288.4 feet	Vertical Change	.4	5 ft	5	REF		
55997	299.2 to 300.2 feet	Vertical Change	.4	5 ft	5	REF		
14460	305.6 to 308.4 feet	Cross Slope (PAR)	2.0-3.0%	5 ft	14	SF	$120	$1,680
54187	307.6 to 308.6 feet	Vertical Change	.3	5 ft	5	REF		
58786	308.3 to 329.1 feet	Driveway				REF		
14462	312.1 to 326.3 feet	Cross Slope (Driveway)	10.0-11.0%	5 ft	71	SF	$40	$2,840
40390	327.9 to 328.9 feet	Running Slope	5.0-6.0%	5 ft	5	REF		
14467	329.9 to 331.3 feet	Cross Slope (PAR)	3.0-4.0%	5 ft	7	SF	$120	$840
14468	333.7 to 339.4 feet	Cross Slope (PAR)	2.0-3.0%	5 ft	29	SF	$120	$3,420
14471	343.6 to 361.0 feet	Cross Slope (PAR)	2.0-3.0%	5 ft	87	SF	$120	$10,440
40391	359.6 to 361.3 feet	Running Slope	5.0-6.0%	5 ft	9	REF		

TOTAL COST FOR: W *side of* **MONROE CT** *Starting at:* **2003 MONROE CT** **$118,360.00**

Funding Source: TBD **Year to be Completed** TBD

Street Side	Run ID	Survey Street Name	Starting Street Name	End Street Name	Priority
E	1909231537	MONROE CT	PALM PKY	2003 MONROE CT	49.25

ID	Dist. from Corner	Barrier Type	As-is Measurement/Notes	Sidewalk Width	Qty	Unit	Cost	Total
14474	0.1 to 5.8 feet	Cross Slope (PAR)	2.0-3.0%	5 ft	29	SF	$120	**$3,420**
14476	5.8 to 10.9 feet	Cross Slope (PAR)	4.0-5.0%	5 ft	26	SF	$120	**$3,060**
14478	10.9 to 31.3 feet	Cross Slope (PAR)	2.0-3.0%	5 ft	102	SF	$120	**$12,240**
58787	30.0 to 52.8 feet	Driveway				REF		
14479	36.3 to 49.2 feet	**Cross Slope (Driveway)**	10.0-11.0%	5 ft	65	SF	$40	**$2,580**
14483	53.5 to 63.3 feet	Cross Slope (PAR)	2.0-3.0%	5 ft	49	SF	$120	**$5,880**
58788	61.1 to 83.3 feet	Driveway				REF		
14485	67.4 to 80.9 feet	**Cross Slope (Driveway)**	10.0-11.0%	5 ft	68	SF	$40	**$2,700**
14489	80.9 to 82.0 feet	**Cross Slope (Driveway)**	8.0-9.0%	5 ft	5	SF	$40	**$220**
54188	82.0 to 83.0 feet	**Vertical Change**	.3	5 ft	5	REF		
40392	82.0 to 83.1 feet	Running Slope	5.0-6.0%	5 ft	6	REF		
14490	84.0 to 85.3 feet	Cross Slope (PAR)	4.0-5.0%	5 ft	7	SF	$120	**$780**
14491	86.1 to 103.3 feet	Cross Slope (PAR)	2.0-3.0%	5 ft	86	SF	$120	**$10,320**
14496	107.1 to 118.5 feet	Cross Slope (PAR)	2.0-3.0%	5 ft	57	SF	$120	**$6,840**
54189	116.9 to 117.9 feet	**Vertical Change**	.3	5 ft	5	REF		
14501	118.5 to 119.8 feet	Cross Slope (PAR)	4.0-5.0%	5 ft	7	SF	$120	**$780**
14502	122.9 to 140.5 feet	Cross Slope (PAR)	4.0-5.0%	5 ft	88	SF	$120	**$10,560**
58789	138.5 to 161.3 feet	Driveway				REF		
14506	143.6 to 158.3 feet	**Cross Slope (Driveway)**	10.0-11.0%	5 ft	74	SF	$40	**$2,940**
14510	162.1 to 163.9 feet	Cross Slope (PAR)	3.0-4.0%	5 ft	9	SF	$120	**$1,080**
14511	163.9 to 171.5 feet	Cross Slope (PAR)	2.0-3.0%	5 ft	38	SF	$120	**$4,560**
58790	169.7 to 193.0 feet	Driveway				REF		
40393	172.2 to 173.5 feet	Running Slope	5.0-6.0%	5 ft	7	REF		
14512	175.3 to 182.9 feet	**Cross Slope (Driveway)**	10.0-11.0%	5 ft	38	SF	$40	**$1,520**
54190	180.8 to 181.8 feet	**Vertical Change**	.3	5 ft	5	REF		
14514	185.8 to 190.2 feet	**Cross Slope (Driveway)**	10.0-11.0%	5 ft	22	SF	$40	**$880**
55998	191.3 to 192.3 feet	**Vertical Change**	.4	5 ft	5	REF		
14516	193.6 to 194.7 feet	Cross Slope (PAR)	3.0-4.0%	5 ft	6	SF	$120	**$660**
14517	194.7 to 198.0 feet	Cross Slope (PAR)	2.0-3.0%	5 ft	17	SF	$120	**$1,980**

Funding Source: TBD **Year to be Completed** TBD

Street Side	Run ID	Survey Street Name	Starting Street Name	End Street Name	Priority
E	1909231537	MONROE CT	PALM PKY	2003 MONROE CT	49.25

ID	Dist. from Corner	Barrier Type	As-is Measurement/Notes	Sidewalk Width	Qty	Unit	Cost	Total
14519	198.0 to 203.3 feet	Cross Slope (PAR)	4.0-5.0%	5 ft	27	SF	$120	**$3,180**
54191	202.5 to 203.5 feet	**Vertical Change**	.3	5 ft	5	REF		
14521	203.8 to 210.6 feet	Cross Slope (PAR)	2.0-3.0%	5 ft	34	SF	$120	**$4,080**
14523	212.7 to 221.2 feet	Cross Slope (PAR)	2.0-3.0%	5 ft	43	SF	$120	**$5,100**
14526	221.8 to 226.3 feet	Cross Slope (PAR)	4.0-5.0%	5 ft	23	SF	$120	**$2,700**
54192	222.2 to 223.2 feet	**Vertical Change**	.3	5 ft	5	REF		
14528	226.3 to 255.3 feet	Cross Slope (PAR)	2.0-3.0%	5 ft	145	SF	$120	**$17,400**
58791	254.4 to 278.8 feet	Driveway				REF		
14537	259.6 to 266.0 feet	**Cross Slope (Driveway)**	10.0-11.0%	5 ft	32	SF	$40	**$1,280**
14540	268.3 to 276.1 feet	**Cross Slope (Driveway)**	11.0-12.0%	5 ft	39	SF	$40	**$1,560**
14543	278.7 to 281.8 feet	**Cross Slope (Driveway)**	4.0-5.0%	5 ft	16	SF	$40	**$620**

TOTAL COST FOR: E *side of* **MONROE CT** *Starting at:* **PALM PKY** **$108,920.00**

Funding Source: TBD **Year to be Completed** TBD

Street Side	Run ID	Survey Street Name	Starting Street Name	End Street Name	Priority
NW	51909241200	MONTEREY AVE	10TH ST	SIDEWALK ENDS	93.75

ID	Dist. from Corner	Barrier Type	As-is Measurement/Notes	Sidewalk Width	Qty	Unit	Cost	Total
30686	0.0 to 9.8 feet	Cross Slope (PAR)	5.0-6.0%	6 ft	54	SF	$120	**$6,468**
51126	6.4 to 7.4 feet	**Vertical Change**	-.3	6 ft	6	REF		
30689	13.9 to 20.2 feet	Cross Slope (PAR)	4.0-5.0%	6 ft	35	SF	$120	**$4,158**
30691	22.6 to 48.5 feet	Cross Slope (PAR)	4.0-5.0%	6 ft	142	SF	$120	**$17,094**
30698	50.8 to 54.3 feet	Cross Slope (PAR)	2.0-3.0%	6 ft	19	SF	$120	**$2,310**
59773	54.8 to 70.3 feet	Driveway				REF		
40900	70.9 to 72.2 feet	Running Slope	6.0-7.0%	6 ft	7	SF	$120	**$858**
55436	71.3 to 72.3 feet	**Vertical Change**	.3	6 ft	6	LF	$75	**$413**
30702	74.8 to 76.1 feet	Cross Slope (PAR)	3.0-4.0%	6 ft	7	SF	$120	**$858**
30703	76.1 to 86.1 feet	Cross Slope (PAR)	2.0-3.0%	6 ft	55	SF	$120	**$6,600**
30706	86.1 to 92.2 feet	Cross Slope (PAR)	4.0-5.0%	6 ft	34	SF	$120	**$4,026**
59774	93.2 to 107.0 feet	Driveway				REF		
30707	98.7 to 100.3 feet	**Cross Slope (Driveway)**	14.0-15.0%	6 ft	9	SF	$40	**$352**
30708	103.0 to 104.1 feet	**Cross Slope (Driveway)**	13.014	6 ft	6	SF	$40	**$242**
30709	105.0 to 107.8 feet	**Cross Slope (Driveway)**	>15%	6 ft	15	SF	$40	**$616**

TOTAL COST FOR: NW *side of* **MONTEREY AVE** *Starting at:* **10TH ST** **$43,994.50**

Funding Source: TBD **Year to be Completed** TBD

Street Side	Run ID	Survey Street Name	Starting Street Name	End Street Name	Priority
NW	51909241203	MONTEREY AVE	11TH ST	SIDEWALK ENDS	96.25

ID	Dist. from Corner	Barrier Type	As-is Measurement/Notes	Sidewalk Width	Qty	Unit	Cost	Total
30726	3.0 to 7.7 feet	Cross Slope (PAR)	3.0-4.0%	6 ft	26	SF	$120	**$3,102**
30728	8.3 to 17.1 feet	Cross Slope (PAR)	2.0-3.0%	6 ft	48	SF	$120	**$5,808**
30729	30.2 to 31.8 feet	Cross Slope (PAR)	2.0-3.0%	6 ft	9	SF	$120	**$1,056**
59776	37.6 to 51.9 feet	Driveway				REF		
55440	39.3 to 40.3 feet	**Vertical Change**	.3	6 ft	6	REF		
30730	46.3 to 49.6 feet	**Cross Slope (Driveway)**	11.0-12.0%	6 ft	18	SF	$40	**$726**
40903	50.5 to 51.9 feet	Running Slope	5.0-6.0%	6 ft	8	REF		
30732	55.3 to 58.8 feet	Cross Slope (PAR)	3.0-4.0%	6 ft	19	SF	$120	**$2,310**
30735	71.7 to 75.5 feet	Cross Slope (PAR)	3.0-4.0%	6 ft	21	SF	$120	**$2,508**
30737	75.5 to 81.4 feet	Cross Slope (PAR)	2.0-3.0%	6 ft	32	SF	$120	**$3,894**
30740	84.6 to 87.8 feet	Cross Slope (PAR)	3.0-4.0%	6 ft	18	SF	$120	**$2,112**

TOTAL COST FOR: NW *side of* **MONTEREY AVE** *Starting at:* **11TH ST** **$21,516.00**

Funding Source: TBD **Year to be Completed** TBD

Street Side	Run ID	Survey Street Name	Starting Street Name	End Street Name	Priority
SE	51909241253	MONTEREY AVE	13TH ST	11TH ST	103.25

ID	Dist. from Corner	Barrier Type	As-is Measurement/Notes	Sidewalk Width	Qty	Unit	Cost	Total
40934	0.0 to 1.1 feet	Running Slope	6.0-7.0%	6 ft	6	REF		
31144	0.9 to 5.3 feet	Cross Slope (PAR)	2.0-3.0%	6 ft	24	SF	$120	**$2,904**
40935	1.1 to 2.3 feet	Running Slope	5.0-6.0%	6 ft	7	REF		
51139	1.3 to 2.3 feet	**Vertical Change**	-.3	6 ft	5	REF		
31146	7.5 to 13.4 feet	Cross Slope (PAR)	2.0-3.0%	6 ft	32	SF	$120	**$3,894**
59803	10.8 to 37.8 feet	Driveway				REF		
51140	11.3 to 12.3 feet	**Vertical Change**	-.3	6 ft	6	REF		
31149	16.5 to 21.7 feet	**Cross Slope (Driveway)**	9.0-10.0%	6 ft	29	SF	$40	**$1,144**
31152	22.3 to 23.4 feet	**Cross Slope (Driveway)**	11.0-12.0%	6 ft	6	SF	$40	**$242**
31153	27.3 to 29.5 feet	**Cross Slope (Driveway)**	11.0-12.0%	6 ft	12	SF	$40	**$484**
31154	33.2 to 45.3 feet	**Cross Slope (Driveway)**	10.0-11.0%	6 ft	67	SF	$40	**$2,662**
31158	45.3 to 46.3 feet	Cross Slope (PAR)	8.0-9.0%	6 ft	6	SF	$120	**$660**
31159	48.3 to 49.6 feet	Cross Slope (PAR)	3.0-4.0%	6 ft	7	SF	$120	**$858**
31160	49.6 to 55.0 feet	Cross Slope (PAR)	2.0-3.0%	6 ft	30	SF	$120	**$3,564**
55451	56.4 to 57.4 feet	**Vertical Change**	.3	6 ft	6	LF	$75	**$413**
31162	61.1 to 75.9 feet	Cross Slope (PAR)	2.0-3.0%	6 ft	81	SF	$120	**$9,768**
31165	77.7 to 83.3 feet	Cross Slope (PAR)	4.0-5.0%	6 ft	31	SF	$120	**$3,696**
31167	84.8 to 86.0 feet	Cross Slope (PAR)	2.0-3.0%	6 ft	7	SF	$120	**$792**
31168	89.4 to 94.9 feet	Cross Slope (PAR)	2.0-3.0%	6 ft	30	SF	$120	**$3,630**
31171	97.3 to 98.4 feet	Cross Slope (PAR)	2.0-3.0%	6 ft	6	SF	$120	**$726**
31172	100.7 to 102.6 feet	Cross Slope (PAR)	3.0-4.0%	6 ft	10	SF	$120	**$1,254**
31173	102.9 to 107.3 feet	Cross Slope (PAR)	2.0-3.0%	6 ft	24	SF	$120	**$2,904**
59804	121.3 to 204.6 feet	Driveway				REF		
57077	121.5 to 122.5 feet	**Vertical Change**	.6	6 ft	6	REF		
31175	123.2 to 124.9 feet	**Cross Slope (Driveway)**	2.0-3.0%	6 ft	9	SF	$40	**$374**
31176	128.1 to 143.1 feet	**Cross Slope (Driveway)**	2.0-3.0%	6 ft	83	SF	$40	**$3,300**
31183	146.0 to 176.9 feet	**Cross Slope (Driveway)**	2.0-3.0%	6 ft	170	SF	$40	**$6,798**
31192	179.5 to 191.4 feet	**Cross Slope (Driveway)**	2.0-3.0%	6 ft	65	SF	$40	**$2,618**

Funding Source: TBD **Year to be Completed** TBD

Street Side	Run ID	Survey Street Name	Starting Street Name	End Street Name	Priority
SE	51909241253	MONTEREY AVE	13TH ST	11TH ST	103.25

ID	Dist. from Corner	Barrier Type	As-is Measurement/Notes	Sidewalk Width	Qty	Unit	Cost	Total
31197	194.6 to 198.4 feet	Cross Slope (Driveway)	2.0-3.0%	6 ft	21	SF	$40	$836
55452	204.5 to 205.5 feet	Vertical Change	.3	6 ft	6	REF		
31198	205.0 to 207.2 feet	Cross Slope (Driveway)	2.0-3.0%	6 ft	12	SF	$40	$484
31199	207.8 to 217.8 feet	Cross Slope (PAR)	4.0-5.0%	6 ft	55	SF	$120	$6,600
31202	246.8 to 257.1 feet	Cross Slope (PAR)	2.0-3.0%	6 ft	57	SF	$120	$6,798
31207	260.1 to 261.6 feet	Cross Slope (PAR)	2.0-3.0%	6 ft	8	SF	$120	$990
31208	266.8 to 274.0 feet	Cross Slope (PAR)	2.0-3.0%	6 ft	40	SF	$120	$4,752
31209	286.9 to 317.8 feet	Cross Slope (PAR)	2.0-3.0%	6 ft	170	SF	$120	$20,394
31221	343.5 to 352.3 feet	Cross Slope (PAR)	3.0-4.0%	6 ft	48	SF	$120	$5,808
31224	352.3 to 379.1 feet	Cross Slope (PAR)	2.0-3.0%	6 ft	147	SF	$120	$17,688
31229	382.3 to 420.8 feet	Cross Slope (PAR)	2.0-3.0%	6 ft	212	SF	$120	$25,410
31243	423.3 to 429.1 feet	Cross Slope (PAR)	2.0-3.0%	6 ft	32	SF	$120	$3,828
31245	433.0 to 434.6 feet	Cross Slope (PAR)	3.0-4.0%	6 ft	9	SF	$120	$1,056
31246	435.4 to 440.8 feet	Cross Slope (PAR)	2.0-3.0%	6 ft	30	SF	$120	$3,564
31247	447.3 to 450.1 feet	Cross Slope (PAR)	2.0-3.0%	6 ft	15	SF	$120	$1,848
31248	453.8 to 466.3 feet	Cross Slope (PAR)	2.0-3.0%	6 ft	69	SF	$120	$8,250
31250	469.3 to 474.1 feet	Cross Slope (PAR)	2.0-3.0%	6 ft	26	SF	$120	$3,168
31251	476.4 to 489.8 feet	Cross Slope (PAR)	2.0-3.0%	6 ft	74	SF	$120	$8,844
59806	482.9 to 566.8 feet	Driveway				REF		
31256	492.4 to 496.4 feet	Cross Slope (Driveway)	2.0-3.0%	6 ft	22	SF	$40	$880
31258	498.9 to 510.4 feet	Cross Slope (Driveway)	2.0-3.0%	6 ft	63	SF	$40	$2,530
31261	513.3 to 536.8 feet	Cross Slope (Driveway)	4.0-5.0%	6 ft	129	SF	$40	$5,170
31268	540.3 to 545.3 feet	Cross Slope (Driveway)	2.0-3.0%	6 ft	28	SF	$40	$1,100
55453	543.4 to 544.4 feet	Vertical Change	.3	6 ft	6	REF		
31270	547.4 to 555.2 feet	Cross Slope (Driveway)	2.0-3.0%	6 ft	43	SF	$40	$1,716
51141	566.6 to 567.6 feet	Vertical Change	-.3	6 ft	6	REF		
51142	580.0 to 581.0 feet	Vertical Change	-.3	6 ft	6	LF	$75	$413
31272	595.8 to 601.7 feet	Cross Slope (PAR)	2.0-3.0%	6 ft	32	SF	$120	$3,894

Funding Source: TBD **Year to be Completed** TBD

Street Side	Run ID	Survey Street Name	Starting Street Name	End Street Name	Priority
SE	51909241253	MONTEREY AVE	13TH ST	11TH ST	103.25

ID	Dist. from Corner	Barrier Type	As-is Measurement/Notes	Sidewalk Width	Qty	Unit	Cost	Total
31275	604.2 to 622.5 feet	Cross Slope (PAR)	2.0-3.0%	6 ft	101	SF	$120	**$12,078**
51143	614.3 to 615.3 feet	**Vertical Change**	-.3	6 ft	6	REF		
51144	619.3 to 620.3 feet	**Vertical Change**	-.3	6 ft	6	REF		

TOTAL COST FOR: SE *side of* **MONTEREY AVE** *Starting at:* **13TH ST** **$200,783.00**

Funding Source: TBD **Year to be Completed** TBD

Street Side	Run ID	Survey Street Name	Starting Street Name	End Street Name	Priority
NW	51909241142	MONTEREY AVE	2ND ST	3RD ST	81.25

ID	Dist. from Corner	Barrier Type	As-is Measurement/Notes	Sidewalk Width	Qty	Unit	Cost	Total
30513	3.2 to 23.5 feet	Cross Slope (PAR)	2.0-3.0%	6 ft	112	SF	$120	**$13,398**
30518	27.9 to 47.8 feet	Cross Slope (PAR)	3.0-4.0%	6 ft	109	SF	$120	**$13,134**
51106	49.3 to 50.3 feet	**Vertical Change**	-.3	6 ft	6	REF		
30520	49.5 to 54.8 feet	Cross Slope (PAR)	2.0-3.0%	6 ft	29	SF	$120	**$3,498**
30522	63.4 to 82.7 feet	Cross Slope (PAR)	2.0-3.0%	6 ft	106	SF	$120	**$12,738**
51107	74.3 to 75.3 feet	**Vertical Change**	-.3	6 ft	6	REF		
30526	85.0 to 107.5 feet	Cross Slope (PAR)	2.0-3.0%	6 ft	124	SF	$120	**$14,850**
59759	106.0 to 118.1 feet	Driveway				REF		
51108	106.8 to 107.8 feet	**Vertical Change**	-.3	6 ft	6	REF		
30530	113.4 to 117.8 feet	**Cross Slope (Driveway)**	13.014	6 ft	24	SF	$40	**$968**
40893	118.7 to 120.0 feet	Running Slope	5.0-6.0%	6 ft	7	SF	$120	**$858**
30531	124.0 to 143.8 feet	Cross Slope (PAR)	2.0-3.0%	6 ft	109	SF	$120	**$13,068**
30537	146.3 to 158.2 feet	Cross Slope (PAR)	2.0-3.0%	6 ft	65	SF	$120	**$7,854**
30540	161.7 to 163.3 feet	Cross Slope (PAR)	2.0-3.0%	6 ft	9	SF	$120	**$1,056**
30541	166.3 to 173.6 feet	Cross Slope (PAR)	2.0-3.0%	6 ft	40	SF	$120	**$4,818**
59760	181.5 to 192.7 feet	Driveway				REF		
30542	187.8 to 193.8 feet	**Cross Slope (Driveway)**	11.0-12.0%	6 ft	33	SF	$40	**$1,320**
47730	199.8 to 200.8 feet	**Vertical Change**	-.4	6 ft	6	LF	$75	**$413**
30545	201.2 to 209.1 feet	Cross Slope (PAR)	2.0-3.0%	6 ft	43	SF	$120	**$5,214**
30547	210.1 to 219.3 feet	Cross Slope (PAR)	4.0-5.0%	6 ft	51	SF	$120	**$6,072**
59761	217.3 to 228.3 feet	Driveway				REF		
30550	223.5 to 227.4 feet	**Cross Slope (Driveway)**	13.014	6 ft	21	SF	$40	**$858**
40894	229.5 to 230.7 feet	Running Slope	5.0-6.0%	6 ft	7	SF	$120	**$792**
30552	231.6 to 255.5 feet	Cross Slope (PAR)	3.0-4.0%	6 ft	131	SF	$120	**$15,774**
30557	256.1 to 297.8 feet	Cross Slope (PAR)	2.0-3.0%	6 ft	229	SF	$120	**$27,522**

TOTAL COST FOR: NW *side of* **MONTEREY AVE** *Starting at:* **2ND ST** **$144,204.50**

Funding Source: TBD **Year to be Completed** TBD

Street Side	Run ID	Survey Street Name	Starting Street Name	End Street Name	Priority
NW	51909241144	MONTEREY AVE	3RD ST	SIDEWALK ENDS	71.25

ID	Dist. from Corner	Barrier Type	As-is Measurement/Notes	Sidewalk Width	Qty	Unit	Cost	Total
51109	2.7 to 3.7 feet	Vertical Change	-.3	6 ft	6	LF	$75	$413
56421	2.8 to 3.8 feet	Vertical Change	.4	6 ft	6	LF	$75	$413
55425	15.8 to 16.8 feet	Vertical Change	.3	6 ft	6	LF	$75	$413
57545	28.2 to 29.2 feet	Vertical Change	2.2	6 ft	6	SF	$75	$413
56813	31.3 to 32.3 feet	Vertical Change	.5	6 ft	5	SF	$75	$413
47731	33.2 to 34.2 feet	Vertical Change	-.4	6 ft	6	LF	$75	$413
55426	33.6 to 34.6 feet	Vertical Change	.3	6 ft	6	LF	$75	$413
51110	35.3 to 36.3 feet	Vertical Change	-.3	6 ft	6	LF	$75	$413
55427	36.9 to 40.3 feet	Vertical Change	.3	6 ft	19	LF	$75	$1,403
30567	73.0 to 75.4 feet	Cross Slope (PAR)	2.0-3.0%	6 ft	13	SF	$120	$1,584
51111	79.0 to 80.0 feet	Vertical Change	-.3	6 ft	6	LF	$75	$413
30568	82.8 to 91.4 feet	Cross Slope (PAR)	2.0-3.0%	6 ft	47	SF	$120	$5,676
30572	96.3 to 99.8 feet	Cross Slope (PAR)	2.0-3.0%	6 ft	19	SF	$120	$2,310
59762	119.0 to 136.3 feet	Driveway				REF		
30574	131.0 to 138.3 feet	Cross Slope (Driveway)	2.0-3.0%	6 ft	40	SF	$40	$1,606
59763	186.4 to 211.8 feet	Driveway				REF		
55429	212.6 to 213.6 feet	Vertical Change	.3	6 ft	6	REF		
30577	212.9 to 214.5 feet	Cross Slope (PAR)	3.0-4.0%	6 ft	9	SF	$120	$1,056
30578	214.5 to 221.5 feet	Cross Slope (PAR)	2.0-3.0%	6 ft	39	SF	$120	$4,620
30579	225.5 to 235.5 feet	Cross Slope (PAR)	2.0-3.0%	6 ft	55	SF	$120	$6,600
40896	236.9 to 238.3 feet	Running Slope	5.0-6.0%	6 ft	8	SF	$120	$924

TOTAL COST FOR: NW *side of* **MONTEREY AVE** *Starting at:* **3RD ST** **$29,491.00**

Funding Source: TBD **Year to be Completed** TBD

Street Side	Run ID	Survey Street Name	Starting Street Name	End Street Name	Priority
NW	51909241147	MONTEREY AVE	4TH ST	5TH ST	85

ID	Dist. from Corner	Barrier Type	As-is Measurement/Notes	Sidewalk Width	Qty	Unit	Cost	Total
30581	5.7 to 25.1 feet	Cross Slope (PAR)	2.0-3.0%	6 ft	107	SF	$120	**$12,804**
128	12.0 to 13.0 feet	**Protruding Object**		6 ft	6	JOB	$99	**$99**
59764	24.8 to 36.7 feet	Driveway				REF		
30585	34.5 to 38.6 feet	**Cross Slope (Driveway)**	2.0-3.0%	6 ft	23	SF	$40	**$902**
30587	80.0 to 96.4 feet	Cross Slope (PAR)	2.0-3.0%	6 ft	90	SF	$120	**$10,824**
55430	95.8 to 96.8 feet	**Vertical Change**	.3	6 ft	6	REF		
51112	98.8 to 99.8 feet	**Vertical Change**	-.3	6 ft	6	REF		
30591	99.3 to 102.4 feet	Cross Slope (PAR)	3.0-4.0%	6 ft	17	SF	$120	**$2,046**
56422	102.1 to 103.1 feet	**Vertical Change**	.4	6 ft	6	REF		
30593	102.8 to 103.8 feet	Cross Slope (PAR)	2.0-3.0%	6 ft	6	SF	$120	**$660**
30594	107.8 to 110.4 feet	Cross Slope (PAR)	2.0-3.0%	6 ft	14	SF	$120	**$1,716**
59765	115.5 to 125.3 feet	Driveway				REF		
51113	115.8 to 116.8 feet	**Vertical Change**	-.3	6 ft	6	REF		
30595	137.1 to 139.6 feet	Cross Slope (PAR)	2.0-3.0%	6 ft	14	SF	$120	**$1,650**
30596	143.9 to 145.2 feet	Cross Slope (PAR)	2.0-3.0%	6 ft	7	SF	$120	**$858**
30597	153.8 to 155.8 feet	Cross Slope (PAR)	2.0-3.0%	6 ft	11	SF	$120	**$1,320**
30598	159.9 to 164.3 feet	Cross Slope (PAR)	2.0-3.0%	6 ft	24	SF	$120	**$2,904**
30600	173.1 to 175.8 feet	Cross Slope (PAR)	2.0-3.0%	6 ft	15	SF	$120	**$1,782**
59766	177.7 to 190.3 feet	Driveway				REF		
57268	178.3 to 179.3 feet	**Vertical Change**	.8	6 ft	6	REF		
55431	243.9 to 244.9 feet	**Vertical Change**	.3	6 ft	6	LF	$75	**$413**
51114	246.1 to 247.1 feet	**Vertical Change**	-.3	6 ft	6	LF	$75	**$413**
55432	261.6 to 262.6 feet	**Vertical Change**	.3	6 ft	6	LF	$75	**$413**

TOTAL COST FOR: NW *side of* **MONTEREY AVE** *Starting at:* **4TH ST** **$38,802.50**

Funding Source: TBD **Year to be Completed** TBD

Street Side	Run ID	Survey Street Name	Starting Street Name	End Street Name	Priority
SE	51909241313	MONTEREY AVE	4TH ST	SIDEWALK ENDS	69

ID	Dist. from Corner	Barrier Type	As-is Measurement/Notes	Sidewalk Width	Qty	Unit	Cost	Total
51156	1.0 to 2.0 feet	Vertical Change	-.3	6 ft	6	REF		
31477	1.3 to 5.3 feet	Cross Slope (PAR)	3.0-4.0%	6 ft	22	SF	$120	**$2,640**
131	3.3 to 4.3 feet	Protruding Object		6 ft	6	JOB	$99	**$99**
55475	6.0 to 7.0 feet	Vertical Change	.3	6 ft	6	LF	$75	**$413**
31479	10.7 to 18.5 feet	Cross Slope (PAR)	3.0-4.0%	6 ft	43	SF	$120	**$5,148**
56818	20.6 to 21.6 feet	Vertical Change	.5	6 ft	6	REF		
31482	20.9 to 26.3 feet	Cross Slope (PAR)	3.0-4.0%	6 ft	30	SF	$120	**$3,564**
31484	26.3 to 45.0 feet	Cross Slope (PAR)	2.0-3.0%	6 ft	103	SF	$120	**$12,342**
56442	46.1 to 47.1 feet	Vertical Change	.4	6 ft	6	LF	$75	**$413**
51157	53.6 to 54.6 feet	Vertical Change	-.3	6 ft	6	LF	$75	**$413**
47747	72.8 to 73.8 feet	Vertical Change	-.4	6 ft	6	LF	$75	**$413**
132	81.8 to 82.8 feet	Protruding Object		6 ft	6	JOB	$99	**$99**
31490	82.9 to 99.1 feet	Cross Slope (PAR)	2.0-3.0%	6 ft	89	SF	$120	**$10,692**
31493	103.1 to 108.5 feet	Cross Slope (PAR)	2.0-3.0%	6 ft	30	SF	$120	**$3,564**
59824	130.5 to 139.8 feet	Driveway				REF		
31495	152.3 to 183.1 feet	Cross Slope (PAR)	2.0-3.0%	6 ft	169	SF	$120	**$20,328**
59825	183.3 to 195.0 feet	Driveway				REF		
31501	186.1 to 192.2 feet	Cross Slope (Driveway)	2.0-3.0%	6 ft	34	SF	$40	**$1,342**

TOTAL COST FOR: SE *side of* **MONTEREY AVE** *Starting at:* **4TH ST** **$61,468.00**

Funding Source: TBD **Year to be Completed** TBD

Street Side	Run ID	Survey Street Name	Starting Street Name	End Street Name	Priority
SE	51909241308	MONTEREY AVE	5TH ST	SIDEWALK ENDS	90

ID	Dist. from Corner	Barrier Type	As-is Measurement/Notes	Sidewalk Width	Qty	Unit	Cost	Total
31440	0.1 to 6.0 feet	Cross Slope (PAR)	2.0-3.0%	10 ft	59	SF	$120	**$7,080**
51154	2.6 to 3.6 feet	**Vertical Change**	-.3	10 ft	10	REF		
31441	9.8 to 12.4 feet	Cross Slope (PAR)	2.0-3.0%	10 ft	26	SF	$120	**$3,120**
31443	20.7 to 34.7 feet	Cross Slope (PAR)	2.0-3.0%	10 ft	140	SF	$120	**$16,800**
31449	41.7 to 45.5 feet	Cross Slope (PAR)	2.0-3.0%	10 ft	38	SF	$120	**$4,560**
31451	47.8 to 60.1 feet	Cross Slope (PAR)	2.0-3.0%	10 ft	123	SF	$120	**$14,760**
56441	61.6 to 62.6 feet	**Vertical Change**	.4	10 ft	10	LF	$75	**$750**
47746	64.0 to 65.0 feet	**Vertical Change**	-.4	10 ft	10	LF	$75	**$750**
59822	73.9 to 84.0 feet	Driveway				REF		
57080	75.1 to 76.1 feet	**Vertical Change**	.6	10 ft	10	REF		
31456	79.4 to 85.0 feet	**Cross Slope (Driveway)**	9.0-10.0%	10 ft	56	SF	$40	**$2,240**

TOTAL COST FOR: SE *side of* **MONTEREY AVE** *Starting at:* **5TH ST** **$50,060.00**

Funding Source: TBD **Year to be Completed** TBD

Street Side	Run ID	Survey Street Name	Starting Street Name	End Street Name	Priority
NW	51909241152	MONTEREY AVE	6TH ST	7TH ST	84

ID	Dist. from Corner	Barrier Type	As-is Measurement/Notes	Sidewalk Width	Qty	Unit	Cost	Total
51118	9.2 to 10.2 feet	Vertical Change	-.3	6 ft	5	LF	$75	$413
41567	20.8 to 21.8 feet	Vertical Change	-1	6 ft	6	SF	$75	$413
30630	26.4 to 33.3 feet	Cross Slope (PAR)	2.0-3.0%	6 ft	38	SF	$120	$4,554
47733	30.8 to 31.8 feet	Vertical Change	-.4	6 ft	6	REF		
30631	36.0 to 38.0 feet	Cross Slope (PAR)	2.0-3.0%	6 ft	11	SF	$120	$1,320
30632	40.7 to 45.8 feet	Cross Slope (PAR)	2.0-3.0%	6 ft	28	SF	$120	$3,366
45387	46.6 to 47.6 feet	Vertical Change	-.5	6 ft	6	SF	$75	$413
30634	52.7 to 54.7 feet	Cross Slope (PAR)	2.0-3.0%	6 ft	11	SF	$120	$1,320
30635	63.1 to 72.8 feet	Cross Slope (PAR)	2.0-3.0%	6 ft	53	SF	$120	$6,402
51119	71.6 to 72.6 feet	Vertical Change	-.3	6 ft	6	REF		
59768	96.2 to 109.4 feet	Driveway				REF		
55434	97.3 to 98.3 feet	Vertical Change	.3	6 ft	6	REF		
30638	97.4 to 118.0 feet	Cross Slope (Driveway)	2.0-3.0%	6 ft	113	SF	$40	$4,532
59769	151.3 to 162.2 feet	Driveway				REF		
51120	167.8 to 168.8 feet	Vertical Change	-.3	6 ft	6	REF		
30641	168.8 to 181.0 feet	Cross Slope (PAR)	2.0-3.0%	6 ft	67	SF	$120	$8,052
47734	187.9 to 188.9 feet	Vertical Change	-.4	6 ft	6	LF	$75	$413
51121	202.7 to 203.7 feet	Vertical Change	-.3	6 ft	6	LF	$75	$413
59770	221.6 to 232.4 feet	Driveway				REF		
59771	251.5 to 261.9 feet	Driveway				REF		

TOTAL COST FOR: NW *side of* **MONTEREY AVE** *Starting at:* **6TH ST** **$31,608.50**

Funding Source: TBD **Year to be Completed** TBD

Street Side	Run ID	Survey Street Name	Starting Street Name	End Street Name	Priority
SE	51909241307	MONTEREY AVE	6TH ST	5TH ST	86.75

ID	Dist. from Corner	Barrier Type	As-is Measurement/Notes	Sidewalk Width	Qty	Unit	Cost	Total
40940	0.0 to 1.1 feet	Running Slope	6.0-7.0%	6 ft	6	SF	$120	**$726**
31403	4.2 to 8.9 feet	Cross Slope (PAR)	2.0-3.0%	6 ft	26	SF	$120	**$3,102**
31404	17.3 to 18.4 feet	Cross Slope (PAR)	2.0-3.0%	6 ft	6	SF	$120	**$726**
31405	37.8 to 40.3 feet	Cross Slope (PAR)	2.0-3.0%	6 ft	14	SF	$120	**$1,650**
56438	52.0 to 53.0 feet	**Vertical Change**	.4	6 ft	6	LF	$75	**$413**
31407	57.3 to 63.2 feet	Cross Slope (PAR)	2.0-3.0%	6 ft	32	SF	$120	**$3,894**
31409	68.8 to 70.8 feet	Cross Slope (PAR)	2.0-3.0%	6 ft	11	SF	$120	**$1,320**
31410	75.8 to 94.7 feet	Cross Slope (PAR)	2.0-3.0%	6 ft	104	SF	$120	**$12,474**
55471	81.8 to 82.8 feet	**Vertical Change**	.3	6 ft	6	REF		
51152	91.9 to 92.9 feet	**Vertical Change**	-.3	6 ft	6	REF		
55472	102.0 to 103.0 feet	**Vertical Change**	.3	6 ft	6	LF	$75	**$413**
31414	109.8 to 118.8 feet	Cross Slope (PAR)	2.0-3.0%	6 ft	50	SF	$120	**$5,940**
31417	121.0 to 122.2 feet	Cross Slope (PAR)	2.0-3.0%	6 ft	7	SF	$120	**$792**
31418	128.5 to 129.9 feet	Cross Slope (PAR)	2.0-3.0%	6 ft	8	SF	$120	**$924**
31419	140.9 to 147.7 feet	Cross Slope (PAR)	2.0-3.0%	6 ft	37	SF	$120	**$4,488**
31422	156.5 to 167.3 feet	Cross Slope (PAR)	2.0-3.0%	6 ft	59	SF	$120	**$7,128**
47745	162.0 to 163.0 feet	**Vertical Change**	-.4	6 ft	6	REF		
51153	222.0 to 223.0 feet	**Vertical Change**	-.3	6 ft	6	LF	$75	**$413**
59821	229.3 to 250.3 feet	Driveway				REF		
31426	233.8 to 235.1 feet	**Cross Slope (Driveway)**	2.0-3.0%	6 ft	7	SF	$40	**$286**
31427	235.7 to 242.8 feet	**Cross Slope (Driveway)**	4.0-5.0%	6 ft	39	SF	$40	**$1,562**
31431	242.8 to 245.3 feet	**Cross Slope (Driveway)**	6.0-7.0%	6 ft	14	SF	$40	**$550**
40941	249.5 to 251.3 feet	Running Slope	5.0-6.0%	6 ft	10	REF		
31432	254.6 to 255.7 feet	Cross Slope (PAR)	2.0-3.0%	6 ft	6	SF	$120	**$726**
31433	258.9 to 284.8 feet	Cross Slope (PAR)	4.0-5.0%	6 ft	142	SF	$120	**$17,094**
55473	259.4 to 260.4 feet	**Vertical Change**	.3	6 ft	6	REF		
56439	269.5 to 270.5 feet	**Vertical Change**	.4	6 ft	6	REF		
56440	276.6 to 277.6 feet	**Vertical Change**	.4	6 ft	6	REF		

Funding Source: TBD **Year to be Completed** TBD

Street Side	Run ID	Survey Street Name	Starting Street Name	End Street Name	Priority
SE	51909241307	MONTEREY AVE	6TH ST	5TH ST	86.75

ID	Dist. from Corner	Barrier Type	As-is Measurement/Notes	Sidewalk Width	Qty	Unit	Cost	Total
TOTAL COST FOR: SE	*side of* **MONTEREY AVE**	*Starting at:* **6TH ST**						**$64,619.50**

Funding Source: TBD **Year to be Completed** TBD

Street Side	Run ID	Survey Street Name	Starting Street Name	End Street Name	Priority
SE	51909241305	MONTEREY AVE	7TH ST	6TH ST	84

ID	Dist. from Corner	Barrier Type	As-is Measurement/Notes	Sidewalk Width	Qty	Unit	Cost	Total
31372	12.6 to 14.0 feet	Cross Slope (PAR)	2.0-3.0%	6 ft	8	SF	$120	**$924**
55467	31.3 to 32.3 feet	**Vertical Change**	.3	6 ft	5	LF	$75	**$413**
59817	35.0 to 59.8 feet	Driveway				REF		
31373	52.4 to 59.7 feet	**Cross Slope (Driveway)**	2.0-3.0%	6 ft	40	SF	$40	**$1,606**
45393	66.5 to 67.5 feet	**Vertical Change**	-.5	6 ft	6	SF	$75	**$413**
31376	71.8 to 75.3 feet	Cross Slope (PAR)	4.0-5.0%	6 ft	19	SF	$120	**$2,310**
31378	76.3 to 77.3 feet	Cross Slope (PAR)	2.0-3.0%	6 ft	6	SF	$120	**$660**
55468	86.4 to 87.4 feet	**Vertical Change**	.3	6 ft	6	LF	$75	**$413**
31379	91.6 to 93.6 feet	Cross Slope (PAR)	2.0-3.0%	6 ft	11	SF	$120	**$1,320**
51149	98.8 to 99.8 feet	**Vertical Change**	-.3	6 ft	6	LF	$75	**$413**
59818	100.9 to 113.2 feet	Driveway				REF		
31380	108.3 to 118.4 feet	**Cross Slope (Driveway)**	2.0-3.0%	6 ft	56	SF	$40	**$2,222**
55469	123.4 to 124.4 feet	**Vertical Change**	.3	6 ft	6	LF	$75	**$413**
31383	129.7 to 138.8 feet	Cross Slope (PAR)	2.0-3.0%	6 ft	50	SF	$120	**$6,006**
31386	167.3 to 172.0 feet	Cross Slope (PAR)	2.0-3.0%	6 ft	26	SF	$120	**$3,102**
59819	186.1 to 196.6 feet	Driveway				REF		
55470	186.5 to 187.5 feet	**Vertical Change**	.3	6 ft	6	REF		
59820	208.3 to 219.7 feet	Driveway				REF		
31389	219.9 to 229.0 feet	**Cross Slope (Driveway)**	2.0-3.0%	6 ft	50	SF	$40	**$2,002**
31392	231.8 to 239.3 feet	Cross Slope (PAR)	3.0-4.0%	6 ft	41	SF	$120	**$4,950**
31395	239.3 to 247.0 feet	Cross Slope (PAR)	2.0-3.0%	6 ft	42	SF	$120	**$5,082**
56817	246.0 to 247.0 feet	**Vertical Change**	.5	6 ft	6	REF		
31397	247.8 to 249.8 feet	Cross Slope (PAR)	4.0-5.0%	6 ft	11	SF	$120	**$1,320**
31398	252.2 to 257.1 feet	Cross Slope (PAR)	3.0-4.0%	6 ft	27	SF	$120	**$3,234**
31400	257.3 to 260.8 feet	Cross Slope (PAR)	2.0-3.0%	6 ft	19	SF	$120	**$2,310**
51150	263.2 to 264.2 feet	**Vertical Change**	-.3	6 ft	6	REF		
31401	264.0 to 268.3 feet	Cross Slope (PAR)	2.0-3.0%	6 ft	24	SF	$120	**$2,838**
57484	266.4 to 267.4 feet	**Vertical Change**	1.6	6 ft	6	REF		
51151	276.4 to 277.4 feet	**Vertical Change**	-.3	6 ft	6	LF	$75	**$413**

Funding Source: TBD **Year to be Completed** TBD

Street Side	Run ID	Survey Street Name	Starting Street Name	End Street Name	Priority
SE	51909241305	MONTEREY AVE	7TH ST	6TH ST	84

ID	Dist. from Corner	Barrier Type	As-is Measurement/Notes	Sidewalk Width	Qty	Unit	Cost	Total
31402	288.4 to 290.0 feet	Cross Slope (PAR)	2.0-3.0%	6 ft	9	SF	$120	**$1,056**

TOTAL COST FOR: SE *side of* **MONTEREY AVE** *Starting at:* **7TH ST** **$43,417.00**

Funding Source: TBD **Year to be Completed** TBD

Street Side	Run ID	Survey Street Name	Starting Street Name	End Street Name	Priority
SE	51909241302	MONTEREY AVE	8TH ST	7TH ST	108.75

ID	Dist. from Corner	Barrier Type	As-is Measurement/Notes	Sidewalk Width	Qty	Unit	Cost	Total
31333	4.4 to 6.5 feet	Cross Slope (PAR)	2.0-3.0%	6 ft	12	SF	$120	**$1,386**
31334	30.8 to 37.6 feet	Cross Slope (PAR)	2.0-3.0%	6 ft	37	SF	$120	**$4,488**
31338	41.1 to 43.7 feet	Cross Slope (PAR)	2.0-3.0%	6 ft	14	SF	$120	**$1,716**
31339	46.1 to 49.8 feet	Cross Slope (PAR)	2.0-3.0%	6 ft	20	SF	$120	**$2,442**
55462	77.5 to 78.5 feet	**Vertical Change**	.3	6 ft	6	LF	$75	**$413**
55463	84.9 to 85.9 feet	**Vertical Change**	.3	6 ft	6	LF	$75	**$413**
31340	96.6 to 100.0 feet	Cross Slope (PAR)	2.0-3.0%	6 ft	19	SF	$120	**$2,244**
31341	107.0 to 108.2 feet	Cross Slope (PAR)	2.0-3.0%	6 ft	7	SF	$120	**$792**
59815	142.0 to 168.1 feet	Driveway				REF		
31342	146.9 to 148.0 feet	**Cross Slope (Driveway)**	3.0-4.0%	6 ft	6	SF	$40	**$242**
31343	148.5 to 149.6 feet	**Cross Slope (Driveway)**	2.0-3.0%	6 ft	6	SF	$40	**$242**
55464	155.2 to 156.2 feet	**Vertical Change**	.3	6 ft	6	REF		
31344	159.3 to 184.2 feet	**Cross Slope (Driveway)**	2.0-3.0%	6 ft	137	SF	$40	**$5,478**
51148	186.3 to 187.3 feet	**Vertical Change**	-.3	6 ft	6	LF	$75	**$413**
59816	205.8 to 224.1 feet	Driveway				REF		
31348	207.4 to 216.6 feet	**Cross Slope (Driveway)**	2.0-3.0%	6 ft	51	SF	$40	**$2,024**
31351	218.7 to 225.3 feet	**Cross Slope (Driveway)**	2.0-3.0%	6 ft	36	SF	$40	**$1,452**
31354	225.3 to 243.3 feet	Cross Slope (PAR)	4.0-5.0%	6 ft	99	SF	$120	**$11,880**
31358	243.6 to 255.0 feet	Cross Slope (PAR)	2.0-3.0%	6 ft	63	SF	$120	**$7,524**
56816	252.7 to 253.7 feet	**Vertical Change**	.5	6 ft	6	REF		
31360	257.3 to 265.8 feet	Cross Slope (PAR)	3.0-4.0%	6 ft	47	SF	$120	**$5,610**
56436	266.0 to 268.9 feet	**Vertical Change**	.4	6 ft	16	REF		
31363	267.0 to 268.2 feet	Cross Slope (PAR)	5.0-6.0%	6 ft	7	SF	$120	**$792**
57539	269.6 to 270.6 feet	**Vertical Change**	2.1	6 ft	6	REF		
31364	269.8 to 275.9 feet	Cross Slope (PAR)	2.0-3.0%	6 ft	34	SF	$120	**$4,026**
31367	276.9 to 279.3 feet	Cross Slope (PAR)	4.0-5.0%	6 ft	13	SF	$120	**$1,584**
47743	278.0 to 279.0 feet	**Vertical Change**	-.4	6 ft	6	REF		
56437	279.8 to 280.8 feet	**Vertical Change**	.4	6 ft	6	LF	$75	**$413**

Funding Source: TBD **Year to be Completed** TBD

Street Side	Run ID	Survey Street Name	Starting Street Name	End Street Name	Priority
SE	51909241302	MONTEREY AVE	8TH ST	7TH ST	108.75

ID	Dist. from Corner	Barrier Type	As-is Measurement/Notes	Sidewalk Width	Qty	Unit	Cost	Total
47744	281.7 to 282.7 feet	Vertical Change	-.4	6 ft	6	LF	$75	**$413**
31369	284.3 to 290.0 feet	Cross Slope (PAR)	2.0-3.0%	6 ft	31	SF	$120	**$3,762**
57079	286.8 to 287.8 feet	Vertical Change	.6	6 ft	6	REF		
55466	288.7 to 289.7 feet	Vertical Change	.3	6 ft	6	REF		
57204	290.4 to 291.4 feet	Vertical Change	.7	6 ft	6	SF	$75	**$413**
31371	294.4 to 295.4 feet	Cross Slope (PAR)	2.0-3.0%	6 ft	6	SF	$120	**$660**
40939	306.2 to 307.4 feet	Running Slope	6.0-7.0%	6 ft	7	SF	$120	**$792**

TOTAL COST FOR: SE *side of* **MONTEREY AVE** *Starting at:* **8TH ST** **$61,611.00**

Funding Source: TBD **Year to be Completed** TBD

Street Side	Run ID	Survey Street Name	Starting Street Name	End Street Name	Priority
NW	51909241139	MONTEREY AVE	SIDEWALK BEGINS	2ND ST	69

ID	Dist. from Corner	Barrier Type	As-is Measurement/Notes	Sidewalk Width	Qty	Unit	Cost	Total
30497	0.8 to 10.1 feet	Cross Slope (PAR)	7.0-8.0%	6 ft	51	SF	$120	**$6,138**
30499	11.0 to 12.0 feet	Cross Slope (PAR)	5.0-6.0%	6 ft	6	SF	$120	**$660**
30500	13.4 to 21.4 feet	Cross Slope (PAR)	6.0-7.0%	6 ft	44	SF	$120	**$5,280**
30502	23.4 to 39.9 feet	Cross Slope (PAR)	5.0-6.0%	6 ft	91	SF	$120	**$10,890**
30506	41.0 to 67.1 feet	Cross Slope (PAR)	6.0-7.0%	6 ft	144	SF	$120	**$17,226**
30512	67.8 to 70.6 feet	Cross Slope (PAR)	5.0-6.0%	6 ft	15	SF	$120	**$1,848**

TOTAL COST FOR: NW *side of* **MONTEREY AVE** *Starting at:* **SIDEWALK BEGINS** **$42,042.00**

Funding Source: TBD **Year to be Completed** TBD

Street Side	Run ID	Survey Street Name	Starting Street Name	End Street Name	Priority
NW	51909241149	MONTEREY AVE	SIDEWALK BEGINS	SIDEWALK ENDS	104

ID	Dist. from Corner	Barrier Type	As-is Measurement/Notes	Sidewalk Width	Qty	Unit	Cost	Total
30602	0.5 to 32.7 feet	Cross Slope (PAR)	2.0-3.0%	6 ft	177	SF	$120	**$21,252**
51115	25.6 to 26.6 feet	**Vertical Change**	-.3	6 ft	6	REF		
51116	35.6 to 36.6 feet	**Vertical Change**	-.3	6 ft	6	REF		
30615	35.6 to 45.2 feet	Cross Slope (PAR)	2.0-3.0%	6 ft	53	SF	$120	**$6,336**
30618	47.6 to 56.8 feet	Cross Slope (PAR)	3.0-4.0%	6 ft	51	SF	$120	**$6,072**
55433	55.6 to 56.6 feet	**Vertical Change**	.3	6 ft	6	REF		
30621	56.8 to 60.0 feet	Cross Slope (PAR)	2.0-3.0%	6 ft	18	SF	$120	**$2,112**
59767	61.4 to 92.1 feet	Driveway				REF		
30625	74.0 to 90.3 feet	**Cross Slope (Driveway)**	14.0-15.0%	6 ft	90	SF	$40	**$3,586**
47732	93.0 to 94.0 feet	**Vertical Change**	-.4	6 ft	6	LF	$75	**$413**

TOTAL COST FOR: NW *side of* **MONTEREY AVE** *Starting at:* **SIDEWALK BEGINS** **$39,770.50**

Funding Source: TBD **Year to be Completed** TBD

Street Side	Run ID	Survey Street Name	Starting Street Name	End Street Name	Priority
NW	51909241154	MONTEREY AVE	SIDEWALK BEGINS	8TH ST	88.25

ID	Dist. from Corner	Barrier Type	As-is Measurement/Notes	Sidewalk Width	Qty	Unit	Cost	Total
40898	0.2 to 1.6 feet	Running Slope	5.0-6.0%	6 ft	8	SF	$120	**$924**
51122	7.3 to 8.3 feet	**Vertical Change**	-.3	6 ft	6	LF	$75	**$413**
40899	10.7 to 12.0 feet	Running Slope	5.0-6.0%	6 ft	7	SF	$120	**$858**

TOTAL COST FOR: NW *side of* **MONTEREY AVE** *Starting at:* **SIDEWALK BEGINS** **$2,194.50**

Funding Source: TBD **Year to be Completed** TBD

Street Side	Run ID	Survey Street Name	Starting Street Name	End Street Name	Priority
NW	51909241156	MONTEREY AVE	SIDEWALK BEGINS	9TH ST	122.5

ID	Dist. from Corner	Barrier Type	As-is Measurement/Notes	Sidewalk Width	Qty	Unit	Cost	Total
30643	0.0 to 3.4 feet	Cross Slope (PAR)	2.0-3.0%	6 ft	19	SF	$120	**$2,244**
45388	6.4 to 7.4 feet	**Vertical Change**	-.5	6 ft	6	SF	$75	**$413**
129	34.4 to 35.4 feet	**Protruding Object**		6 ft	6	JOB	$99	**$99**
30644	42.3 to 47.7 feet	Cross Slope (PAR)	2.0-3.0%	6 ft	30	SF	$120	**$3,564**
59772	46.3 to 61.1 feet	Driveway				REF		
51123	46.6 to 48.0 feet	**Vertical Change**	-.3	6 ft	8	REF		
56423	47.7 to 48.7 feet	**Vertical Change**	.4	6 ft	6	REF		
55435	54.2 to 55.2 feet	**Vertical Change**	.3	6 ft	6	REF		
30646	58.2 to 59.7 feet	**Cross Slope (Driveway)**	2.0-3.0%	6 ft	8	SF	$40	**$330**
57322	59.2 to 60.2 feet	**Vertical Change**	.9	6 ft	6	REF		
30647	60.9 to 81.1 feet	**Cross Slope (Driveway)**	4.0-5.0%	6 ft	111	SF	$40	**$4,444**
30653	81.1 to 83.2 feet	Cross Slope (PAR)	2.0-3.0%	6 ft	12	SF	$120	**$1,386**
45389	81.8 to 82.8 feet	**Vertical Change**	-.5	6 ft	6	REF		
30654	95.3 to 103.6 feet	Cross Slope (PAR)	4.0-5.0%	6 ft	46	SF	$120	**$5,478**
30658	110.9 to 114.1 feet	Cross Slope (PAR)	6.0-7.0%	6 ft	18	SF	$120	**$2,112**
57566	113.3 to 114.3 feet	**Vertical Change**	2.5	6 ft	6	REF		
30660	114.1 to 116.7 feet	Cross Slope (PAR)	8.0-9.0%	6 ft	14	SF	$120	**$1,716**
30662	116.7 to 121.3 feet	Cross Slope (PAR)	10.0-11.0%	6 ft	25	SF	$120	**$3,036**
47735	122.3 to 123.3 feet	**Vertical Change**	-.4	6 ft	6	LF	$75	**$413**
30664	197.3 to 208.1 feet	Cross Slope (PAR)	2.0-3.0%	6 ft	59	SF	$120	**$7,128**
30668	208.1 to 248.8 feet	Cross Slope (PAR)	4.0-5.0%	6 ft	224	SF	$120	**$26,862**
51125	222.2 to 223.2 feet	**Vertical Change**	-.3	6 ft	6	REF		
30679	248.8 to 251.8 feet	Cross Slope (PAR)	2.0-3.0%	6 ft	17	SF	$120	**$1,980**
30681	254.4 to 255.6 feet	Cross Slope (PAR)	2.0-3.0%	6 ft	7	SF	$120	**$792**
30682	261.1 to 265.0 feet	Cross Slope (PAR)	2.0-3.0%	6 ft	21	SF	$120	**$2,574**
30683	268.4 to 272.7 feet	Cross Slope (PAR)	2.0-3.0%	6 ft	24	SF	$120	**$2,838**
30685	297.6 to 300.3 feet	Cross Slope (PAR)	2.0-3.0%	6 ft	15	SF	$120	**$1,782**

TOTAL COST FOR: NW *side of* **MONTEREY AVE** *Starting at:* **SIDEWALK BEGINS** **$69,190.00**

Funding Source: TBD **Year to be Completed** TBD

Street Side	Run ID	Survey Street Name	Starting Street Name	End Street Name	Priority
NW	51909241202	MONTEREY AVE	SIDEWALK BEGINS	11TH ST	106.75

ID	Dist. from Corner	Barrier Type	As-is Measurement/Notes	Sidewalk Width	Qty	Unit	Cost	Total
30710	27.9 to 29.1 feet	Cross Slope (PAR)	2.0-3.0%	6 ft	7	SF	$120	**$792**
30711	31.1 to 33.4 feet	Cross Slope (PAR)	4.0-5.0%	6 ft	13	SF	$120	**$1,518**
59775	31.8 to 63.3 feet	Driveway				REF		
55437	34.3 to 35.3 feet	**Vertical Change**	.3	6 ft	6	REF		
40901	35.1 to 36.3 feet	Running Slope	5.0-6.0%	6 ft	7	REF		
30713	36.9 to 61.4 feet	**Cross Slope (Driveway)**	>15%	6 ft	135	SF	$40	**$5,390**
40902	38.2 to 40.1 feet	Running Slope	6.0-7.0%	6 ft	10	REF		
55438	66.6 to 67.6 feet	**Vertical Change**	.3	6 ft	6	REF		
30716	67.4 to 74.3 feet	Cross Slope (PAR)	3.0-4.0%	6 ft	38	SF	$120	**$4,554**
30718	76.8 to 83.7 feet	Cross Slope (PAR)	3.0-4.0%	6 ft	38	SF	$120	**$4,554**
55439	81.2 to 82.2 feet	**Vertical Change**	.3	6 ft	6	REF		
30721	85.8 to 95.5 feet	Cross Slope (PAR)	5.0-6.0%	6 ft	53	SF	$120	**$6,402**
30724	96.0 to 97.5 feet	Cross Slope (PAR)	3.0-4.0%	6 ft	8	SF	$120	**$990**
30725	98.3 to 99.7 feet	Cross Slope (PAR)	2.0-3.0%	6 ft	8	SF	$120	**$924**

TOTAL COST FOR: NW *side of* **MONTEREY AVE** *Starting at:* **SIDEWALK BEGINS** **$25,124.00**

Funding Source: TBD **Year to be Completed** TBD

Street Side	Run ID	Survey Street Name	Starting Street Name	End Street Name	Priority
NW	51909241211	MONTEREY AVE	SIDEWALK BEGINS	12TH ST	99.5

ID	Dist. from Corner	Barrier Type	As-is Measurement/Notes	Sidewalk Width	Qty	Unit	Cost	Total
30741	0.0 to 15.8 feet	Cross Slope (PAR)	4.0-5.0%	6 ft	87	SF	$120	**$10,428**
30745	18.3 to 30.6 feet	Cross Slope (PAR)	3.0-4.0%	6 ft	68	SF	$120	**$8,118**
59777	30.3 to 56.7 feet	Driveway				REF		
30749	36.0 to 42.4 feet	**Cross Slope (Driveway)**	14.0-15.0%	6 ft	35	SF	$40	**$1,408**
30752	47.3 to 48.4 feet	**Cross Slope (Driveway)**	5.0-6.0%	6 ft	6	SF	$40	**$242**
30753	53.7 to 56.8 feet	**Cross Slope (Driveway)**	7.0-8.0%	6 ft	17	SF	$40	**$682**
30754	58.3 to 59.3 feet	Cross Slope (PAR)	4.0-5.0%	6 ft	6	SF	$120	**$660**
30755	61.0 to 62.1 feet	Cross Slope (PAR)	2.0-3.0%	6 ft	6	SF	$120	**$726**
30756	72.5 to 78.3 feet	Cross Slope (PAR)	2.0-3.0%	6 ft	32	SF	$120	**$3,828**

TOTAL COST FOR: NW *side of* **MONTEREY AVE** *Starting at:* **SIDEWALK BEGINS** **$26,092.00**

Funding Source: TBD **Year to be Completed** TBD

Street Side	Run ID	Survey Street Name	Starting Street Name	End Street Name	Priority
NW	51909241213	MONTEREY AVE	SIDEWALK BEGINS	SIDEWALK ENDS	92

ID	Dist. from Corner	Barrier Type	As-is Measurement/Notes	Sidewalk Width	Qty	Unit	Cost	Total
30760	16.3 to 18.1 feet	Cross Slope (PAR)	3.0-4.0%	6 ft	10	SF	$120	**$1,188**
30761	20.2 to 25.4 feet	Cross Slope (PAR)	3.0-4.0%	6 ft	29	SF	$120	**$3,432**
30762	28.2 to 46.2 feet	Cross Slope (PAR)	3.0-4.0%	6 ft	99	SF	$120	**$11,880**
30766	51.1 to 58.0 feet	Cross Slope (PAR)	14.0-15.0%	6 ft	38	SF	$120	**$4,554**

TOTAL COST FOR: NW *side of* **MONTEREY AVE** *Starting at:* **SIDEWALK BEGINS** **$21,054.00**

Funding Source: TBD **Year to be Completed** TBD

Street Side	Run ID	Survey Street Name	Starting Street Name	End Street Name	Priority
NW	51909241215	MONTEREY AVE	SIDEWALK BEGINS	1308 MONTEREY AVE	70

ID	Dist. from Corner	Barrier Type	As-is Measurement/Notes	Sidewalk Width	Qty	Unit	Cost	Total
56424	4.3 to 5.3 feet	Vertical Change	.4	6 ft	6	LF	$75	**$413**
30769	13.0 to 14.2 feet	Cross Slope (PAR)	2.0-3.0%	6 ft	7	SF	$120	**$792**

TOTAL COST FOR: NW *side of* **MONTEREY AVE** *Starting at:* **SIDEWALK BEGINS** **$1,204.50**

Funding Source: TBD **Year to be Completed** TBD

Street Side	Run ID	Survey Street Name	Starting Street Name	End Street Name	Priority
NW	51909241218	MONTEREY AVE	SIDEWALK BEGINS	SIDEWALK ENDS	109.25

ID	Dist. from Corner	Barrier Type	As-is Measurement/Notes	Sidewalk Width	Qty	Unit	Cost	Total
59780	0.3 to 17.3 feet	Driveway				REF		
57269	19.3 to 20.3 feet	Vertical Change	.8	6 ft	6	SF	$75	$413
40905	19.8 to 21.8 feet	Running Slope	5.0-6.0%	6 ft	11	SF	$120	$1,320
51127	21.0 to 22.0 feet	Vertical Change	-.3	6 ft	6	REF		
30777	21.9 to 29.8 feet	Cross Slope (PAR)	3.0-4.0%	6 ft	43	SF	$120	$5,214
56425	31.0 to 32.0 feet	Vertical Change	.4	6 ft	6	REF		
30780	31.0 to 37.7 feet	Cross Slope (PAR)	2.0-3.0%	6 ft	37	SF	$120	$4,422
55441	36.1 to 37.1 feet	Vertical Change	.3	6 ft	6	REF		
30783	40.7 to 43.0 feet	Cross Slope (PAR)	3.0-4.0%	6 ft	13	SF	$120	$1,518
30784	44.5 to 69.9 feet	Cross Slope (PAR)	2.0-3.0%	6 ft	140	SF	$120	$16,764
55442	46.1 to 47.1 feet	Vertical Change	.3	6 ft	6	REF		
51128	61.1 to 62.1 feet	Vertical Change	-.3	6 ft	6	REF		
59781	67.3 to 85.8 feet	Driveway				REF		
30788	73.5 to 76.8 feet	Cross Slope (Driveway)	14.0-15.0%	6 ft	18	SF	$40	$726
30790	79.2 to 85.3 feet	Cross Slope (Driveway)	12.0-13.0%	6 ft	34	SF	$40	$1,342
40906	87.4 to 88.4 feet	Running Slope	5.0-6.0%	6 ft	6	SF	$120	$660
45390	87.5 to 88.5 feet	Vertical Change	-.5	6 ft	6	SF	$75	$413
30792	92.3 to 94.5 feet	Cross Slope (PAR)	2.0-3.0%	6 ft	12	SF	$120	$1,452
30793	102.8 to 104.3 feet	Cross Slope (PAR)	2.0-3.0%	6 ft	8	SF	$120	$990
30794	108.0 to 118.8 feet	Cross Slope (PAR)	2.0-3.0%	6 ft	59	SF	$120	$7,128
45391	118.2 to 119.2 feet	Vertical Change	-.5	6 ft	6	REF		
56426	118.6 to 119.6 feet	Vertical Change	.4	6 ft	6	REF		
30797	121.3 to 122.5 feet	Cross Slope (PAR)	2.0-3.0%	6 ft	7	SF	$120	$792
59782	123.7 to 132.7 feet	Driveway				REF		
30798	128.1 to 131.4 feet	Cross Slope (Driveway)	11.0-12.0%	6 ft	18	SF	$40	$726
30800	131.4 to 134.3 feet	Cross Slope (Driveway)	13.014	6 ft	16	SF	$40	$638

TOTAL COST FOR: NW *side of* **MONTEREY AVE** *Starting at:* **SIDEWALK BEGINS** **$44,517.00**

Funding Source: TBD **Year to be Completed** TBD

Street Side	Run ID	Survey Street Name	Starting Street Name	End Street Name	Priority
NW	51909241220	MONTEREY AVE	SIDEWALK BEGINS	SIDEWALK ENDS	98.75

ID	Dist. from Corner	Barrier Type	As-is Measurement/Notes	Sidewalk Width	Qty	Unit	Cost	Total
40908	12.8 to 13.8 feet	Running Slope	6.0-7.0%	6 ft	6	REF		
30803	13.6 to 15.3 feet	Cross Slope (PAR)	2.0-3.0%	6 ft	9	SF	$120	**$1,122**
30804	19.8 to 23.0 feet	Cross Slope (PAR)	3.0-4.0%	6 ft	18	SF	$120	**$2,112**
30806	23.4 to 32.4 feet	Cross Slope (PAR)	2.0-3.0%	6 ft	50	SF	$120	**$5,940**
59784	42.4 to 57.9 feet	Driveway				REF		
51129	43.8 to 44.8 feet	**Vertical Change**	-.3	6 ft	6	REF		
30811	47.2 to 56.4 feet	**Cross Slope (Driveway)**	14.0-15.0%	6 ft	51	SF	$40	**$2,024**
40909	57.6 to 58.6 feet	Running Slope	8.0-9.0%	6 ft	6	REF		
30814	64.9 to 70.0 feet	Cross Slope (PAR)	2.0-3.0%	6 ft	28	SF	$120	**$3,366**
30815	75.3 to 81.7 feet	Cross Slope (PAR)	2.0-3.0%	6 ft	35	SF	$120	**$4,224**
57362	87.4 to 88.4 feet	**Vertical Change**	1	6 ft	6	SF	$75	**$413**
30816	91.6 to 101.6 feet	Cross Slope (PAR)	13.014	6 ft	55	SF	$120	**$6,600**
30821	103.2 to 107.5 feet	Cross Slope (PAR)	>15%	6 ft	24	SF	$120	**$2,838**

TOTAL COST FOR: NW *side of* **MONTEREY AVE** *Starting at:* **SIDEWALK BEGINS** **$28,638.50**

Funding Source: TBD **Year to be Completed** TBD

Street Side	Run ID	Survey Street Name	Starting Street Name	End Street Name	Priority
SE	51909241221	MONTEREY AVE	SIDEWALK BEGINS	14TH ST	76.5

ID	Dist. from Corner	Barrier Type	As-is Measurement/Notes	Sidewalk Width	Qty	Unit	Cost	Total
47736	23.8 to 24.8 feet	Vertical Change	-.4	6 ft	6	REF		
30827	24.7 to 25.7 feet	Cross Slope (PAR)	5.0-6.0%	6 ft	6	SF	$120	**$660**
30828	27.5 to 42.9 feet	Cross Slope (PAR)	2.0-3.0%	6 ft	85	SF	$120	**$10,164**

TOTAL COST FOR: SE *side of* **MONTEREY AVE** *Starting at:* **SIDEWALK BEGINS** **$10,824.00**

Funding Source: TBD **Year to be Completed** TBD

Street Side	Run ID	Survey Street Name	Starting Street Name	End Street Name	Priority
SE	51909241239	MONTEREY AVE	SIDEWALK BEGINS	SIDEWALK ENDS	86.25

ID	Dist. from Corner	Barrier Type	As-is Measurement/Notes	Sidewalk Width	Qty	Unit	Cost	Total
59793	44.8 to 66.5 feet	Driveway				REF		
30964	49.9 to 54.3 feet	Cross Slope (Driveway)	8.0-9.0%	6 ft	24	SF	$40	**$968**
30966	54.3 to 59.0 feet	Cross Slope (Driveway)	10.0-11.0%	6 ft	26	SF	$40	**$1,034**
30969	59.9 to 66.2 feet	Cross Slope (Driveway)	8.0-9.0%	6 ft	35	SF	$40	**$1,386**
40917	66.7 to 68.8 feet	Running Slope	7.0-8.0%	6 ft	12	SF	$120	**$1,386**
59794	95.5 to 111.4 feet	Driveway				REF		
30971	99.2 to 101.8 feet	Cross Slope (Driveway)	10.0-11.0%	6 ft	14	SF	$40	**$572**
30973	102.0 to 110.6 feet	Cross Slope (Driveway)	12.0-13.0%	6 ft	47	SF	$40	**$1,892**
30975	110.9 to 112.1 feet	Cross Slope (Driveway)	10.0-11.0%	6 ft	7	SF	$40	**$264**
40918	112.5 to 114.0 feet	Running Slope	5.0-6.0%	6 ft	8	SF	$120	**$990**
59795	144.1 to 161.1 feet	Driveway				REF		
30976	148.8 to 149.8 feet	Cross Slope (Driveway)	9.0-10.0%	6 ft	6	SF	$40	**$220**
30977	150.3 to 152.6 feet	Cross Slope (Driveway)	11.0-12.0%	6 ft	13	SF	$40	**$506**
30978	155.9 to 159.7 feet	Cross Slope (Driveway)	11.0-12.0%	6 ft	21	SF	$40	**$836**
30980	161.1 to 162.1 feet	Cross Slope (Driveway)	9.0-10.0%	6 ft	6	SF	$40	**$220**
51133	162.8 to 163.8 feet	Vertical Change	-.3	6 ft	6	LF	$75	**$413**
59796	181.8 to 195.8 feet	Driveway				REF		
30981	188.0 to 195.3 feet	Cross Slope (Driveway)	13.014	6 ft	40	SF	$40	**$1,606**

TOTAL COST FOR: SE *side of* **MONTEREY AVE** *Starting at:* **SIDEWALK BEGINS** **$12,292.50**

Funding Source: TBD **Year to be Completed** TBD

Street Side	Run ID	Survey Street Name	Starting Street Name	End Street Name	Priority
SE	51909241255	MONTEREY AVE	SIDEWALK BEGINS	10TH ST	84

ID	Dist. from Corner	Barrier Type	As-is Measurement/Notes	Sidewalk Width	Qty	Unit	Cost	Total
57456	2.8 to 3.8 feet	Vertical Change	1.4	6 ft	6	SF	$75	**$413**
55454	5.6 to 6.6 feet	Vertical Change	.3	6 ft	6	LF	$75	**$413**
57203	8.6 to 9.6 feet	Vertical Change	.7	6 ft	6	SF	$75	**$413**
59807	59.4 to 70.9 feet	Driveway				REF		
31280	93.0 to 95.0 feet	Cross Slope (PAR)	2.0-3.0%	6 ft	11	SF	$120	**$1,320**
31281	98.2 to 99.5 feet	Cross Slope (PAR)	2.0-3.0%	6 ft	7	SF	$120	**$858**
31282	101.8 to 109.8 feet	Cross Slope (PAR)	2.0-3.0%	6 ft	44	SF	$120	**$5,280**
31283	117.6 to 120.7 feet	Cross Slope (PAR)	2.0-3.0%	6 ft	17	SF	$120	**$2,046**
59808	139.9 to 163.3 feet	Driveway				REF		
31284	177.5 to 193.3 feet	Cross Slope (PAR)	2.0-3.0%	6 ft	87	SF	$120	**$10,428**
31289	206.2 to 207.3 feet	Cross Slope (PAR)	2.0-3.0%	6 ft	6	SF	$120	**$726**
51145	212.2 to 213.2 feet	Vertical Change	-.3	6 ft	6	LF	$75	**$413**
31290	217.5 to 218.5 feet	Cross Slope (PAR)	4.0-5.0%	6 ft	6	SF	$120	**$660**
31291	221.9 to 224.4 feet	Cross Slope (PAR)	3.0-4.0%	6 ft	14	SF	$120	**$1,650**

TOTAL COST FOR: SE *side of* **MONTEREY AVE** *Starting at:* **SIDEWALK BEGINS** **$24,618.00**

Funding Source: TBD **Year to be Completed** TBD

Street Side	Run ID	Survey Street Name	Starting Street Name	End Street Name	Priority
SE	51909241257	MONTEREY AVE	SIDEWALK BEGINS	SIDEWALK ENDS	77

ID	Dist. from Corner	Barrier Type	As-is Measurement/Notes	Sidewalk Width	Qty	Unit	Cost	Total
59809	0.3 to 15.0 feet	Driveway				REF		
31292	7.0 to 10.5 feet	**Cross Slope (Driveway)**	14.0-15.0%	6 ft	19	SF	$40	**$770**
31294	43.1 to 46.1 feet	Cross Slope (PAR)	2.0-3.0%	6 ft	17	SF	$120	**$1,980**
31296	48.3 to 50.8 feet	Cross Slope (PAR)	2.0-3.0%	6 ft	14	SF	$120	**$1,650**
59810	51.9 to 61.9 feet	Driveway				REF		

TOTAL COST FOR: SE *side of* **MONTEREY AVE** *Starting at:* **SIDEWALK BEGINS** **$4,400.00**

Funding Source: TBD **Year to be Completed** TBD

Street Side	Run ID	Survey Street Name	Starting Street Name	End Street Name	Priority
SE	51909241258	MONTEREY AVE	SIDEWALK BEGINS	9TH ST	78

ID	Dist. from Corner	Barrier Type	As-is Measurement/Notes	Sidewalk Width	Qty	Unit	Cost	Total
31297	11.3 to 34.9 feet	Cross Slope (PAR)	2.0-3.0%	6 ft	130	SF	$120	**$15,576**
56431	23.1 to 24.1 feet	**Vertical Change**	.4	6 ft	6	REF		
31299	37.6 to 39.3 feet	Cross Slope (PAR)	2.0-3.0%	6 ft	9	SF	$120	**$1,122**
31300	43.1 to 46.6 feet	Cross Slope (PAR)	2.0-3.0%	6 ft	19	SF	$120	**$2,310**
55455	53.1 to 54.1 feet	**Vertical Change**	.3	6 ft	6	LF	$75	**$413**
55456	58.2 to 59.2 feet	**Vertical Change**	.3	6 ft	6	LF	$75	**$413**

TOTAL COST FOR: SE *side of* **MONTEREY AVE** *Starting at:* **SIDEWALK BEGINS** **$19,833.00**

Funding Source: TBD **Year to be Completed** TBD

Street Side	Run ID	Survey Street Name	Starting Street Name	End Street Name	Priority
SE	51909241300	MONTEREY AVE	SIDEWALK BEGINS	8TH ST	104

ID	Dist. from Corner	Barrier Type	As-is Measurement/Notes	Sidewalk Width	Qty	Unit	Cost	Total
31301	2.9 to 4.3 feet	Cross Slope (PAR)	2.0-3.0%	6 ft	8	SF	$120	**$924**
59811	35.3 to 43.6 feet	Driveway				REF		
56432	37.2 to 38.2 feet	**Vertical Change**	.4	6 ft	6	REF		
31302	39.0 to 40.8 feet	**Cross Slope (Driveway)**	2.0-3.0%	6 ft	10	SF	$40	**$396**
57078	44.7 to 45.7 feet	**Vertical Change**	.6	6 ft	6	SF	$75	**$413**
31303	46.4 to 52.8 feet	Cross Slope (PAR)	2.0-3.0%	6 ft	35	SF	$120	**$4,224**
56433	56.2 to 57.2 feet	**Vertical Change**	.4	6 ft	6	LF	$75	**$413**
31306	62.9 to 64.8 feet	Cross Slope (PAR)	2.0-3.0%	6 ft	10	SF	$120	**$1,254**
51146	65.8 to 66.8 feet	**Vertical Change**	-.3	6 ft	6	REF		
31307	66.3 to 67.8 feet	Cross Slope (PAR)	4.0-5.0%	6 ft	8	SF	$120	**$990**
55457	68.6 to 69.6 feet	**Vertical Change**	.3	6 ft	6	LF	$75	**$413**
31308	70.4 to 79.0 feet	Cross Slope (PAR)	4.0-5.0%	6 ft	47	SF	$120	**$5,676**
55458	80.8 to 81.8 feet	**Vertical Change**	.3	6 ft	6	REF		
31312	81.2 to 82.5 feet	Cross Slope (PAR)	3.0-4.0%	6 ft	7	SF	$120	**$858**
31313	82.5 to 83.9 feet	Cross Slope (PAR)	2.0-3.0%	6 ft	8	SF	$120	**$924**
59812	84.0 to 90.5 feet	Driveway				REF		
56434	86.4 to 87.4 feet	**Vertical Change**	.4	6 ft	6	REF		
51147	106.7 to 107.7 feet	**Vertical Change**	-.3	6 ft	6	LF	$75	**$413**
31314	109.0 to 116.8 feet	Cross Slope (PAR)	2.0-3.0%	6 ft	43	SF	$120	**$5,148**
59813	135.2 to 142.8 feet	Driveway				REF		
55459	136.5 to 137.5 feet	**Vertical Change**	.3	6 ft	6	REF		
31317	136.8 to 138.3 feet	**Cross Slope (Driveway)**	2.0-3.0%	6 ft	8	SF	$40	**$330**
31318	141.4 to 157.9 feet	**Cross Slope (Driveway)**	3.0-4.0%	6 ft	91	SF	$40	**$3,630**
31324	159.5 to 174.9 feet	Cross Slope (PAR)	2.0-3.0%	6 ft	85	SF	$120	**$10,164**
55460	166.6 to 167.6 feet	**Vertical Change**	.3	6 ft	6	REF		
31329	179.6 to 184.3 feet	Cross Slope (PAR)	2.0-3.0%	6 ft	26	SF	$120	**$3,102**
59814	185.5 to 194.2 feet	Driveway				REF		
31330	187.0 to 196.8 feet	**Cross Slope (Driveway)**	2.0-3.0%	6 ft	54	SF	$40	**$2,156**
55461	195.4 to 196.4 feet	**Vertical Change**	.3	6 ft	6	REF		

Funding Source: TBD **Year to be Completed** TBD

Street Side	Run ID	Survey Street Name	Starting Street Name	End Street Name	Priority
SE	51909241300	MONTEREY AVE	SIDEWALK BEGINS	8TH ST	104

ID	Dist. from Corner	Barrier Type	As-is Measurement/Notes	Sidewalk Width	Qty	Unit	Cost	Total
56815	208.2 to 209.2 feet	Vertical Change	.5	6 ft	6	SF	$75	**$413**
31332	242.8 to 244.7 feet	Cross Slope (PAR)	2.0-3.0%	6 ft	10	SF	$120	**$1,254**
56435	245.6 to 246.6 feet	Vertical Change	.4	6 ft	6	LF	$75	**$413**

TOTAL COST FOR: SE *side of* **MONTEREY AVE** *Starting at:* **SIDEWALK BEGINS** **$43,505.00**

Funding Source: TBD **Year to be Completed** TBD

Street Side	Run ID	Survey Street Name	Starting Street Name	End Street Name	Priority
SE	51909241311	MONTEREY AVE	SIDEWALK BEGINS	4TH ST	93.75

ID	Dist. from Corner	Barrier Type	As-is Measurement/Notes	Sidewalk Width	Qty	Unit	Cost	Total
59823	0.5 to 18.7 feet	Driveway				REF		
31459	2.9 to 4.9 feet	Cross Slope (Driveway)	2.0-3.0%	6 ft	11	SF	$40	**$440**
55474	71.3 to 72.3 feet	Vertical Change	.3	6 ft	6	LF	$75	**$413**
31460	74.8 to 76.2 feet	Cross Slope (PAR)	5.0-6.0%	6 ft	8	SF	$120	**$924**
31461	77.3 to 79.2 feet	Cross Slope (PAR)	6.0-7.0%	6 ft	10	SF	$120	**$1,254**
45394	79.8 to 80.8 feet	Vertical Change	-.5	6 ft	6	SF	$75	**$413**
31462	86.3 to 88.5 feet	Cross Slope (PAR)	2.0-3.0%	6 ft	12	SF	$120	**$1,452**
31463	94.0 to 109.3 feet	Cross Slope (PAR)	2.0-3.0%	6 ft	84	SF	$120	**$10,098**
31466	111.5 to 126.0 feet	Cross Slope (PAR)	2.0-3.0%	6 ft	80	SF	$120	**$9,570**
130	123.7 to 124.7 feet	Protruding Object		6 ft	6	JOB	$99	**$99**
40942	134.8 to 136.6 feet	Running Slope	5.0-6.0%	6 ft	10	SF	$120	**$1,188**
31468	135.1 to 136.3 feet	Cross Slope (PAR)	6.0-7.0%	6 ft	7	SF	$120	**$792**
31469	138.8 to 143.8 feet	Cross Slope (PAR)	6.0-7.0%	6 ft	28	SF	$120	**$3,300**
51155	144.5 to 145.5 feet	Vertical Change	-.3	6 ft	6	LF	$75	**$413**
31470	149.0 to 157.9 feet	Cross Slope (PAR)	2.0-3.0%	6 ft	49	SF	$120	**$5,874**
31473	160.3 to 169.3 feet	Cross Slope (PAR)	2.0-3.0%	6 ft	49	SF	$120	**$5,940**

TOTAL COST FOR: SE *side of* **MONTEREY AVE** *Starting at:* **SIDEWALK BEGINS** **$42,168.50**

Funding Source: TBD **Year to be Completed** TBD

Street Side	Run ID	Survey Street Name	Starting Street Name	End Street Name	Priority
SE	51909241316	MONTEREY AVE	SIDEWALK BEGINS	2ND ST	85.25

ID	Dist. from Corner	Barrier Type	As-is Measurement/Notes	Sidewalk Width	Qty	Unit	Cost	Total
31504	1.0 to 27.1 feet	Cross Slope (PAR)	3.0-4.0%	6 ft	144	SF	$120	**$17,226**
59826	25.5 to 44.3 feet	Driveway				REF		
31509	32.2 to 39.0 feet	**Cross Slope (Driveway)**	14.0-15.0%	6 ft	37	SF	$40	**$1,496**
31513	39.4 to 41.5 feet	**Cross Slope (Driveway)**	12.0-13.0%	6 ft	12	SF	$40	**$462**
31514	47.3 to 49.0 feet	Cross Slope (PAR)	2.0-3.0%	6 ft	9	SF	$120	**$1,122**
31515	52.2 to 56.2 feet	Cross Slope (PAR)	2.0-3.0%	6 ft	22	SF	$120	**$2,640**
31517	59.9 to 67.1 feet	Cross Slope (PAR)	2.0-3.0%	6 ft	40	SF	$120	**$4,752**
31518	83.5 to 90.6 feet	Cross Slope (PAR)	2.0-3.0%	6 ft	39	SF	$120	**$4,686**
31521	94.0 to 97.8 feet	Cross Slope (PAR)	3.0-4.0%	6 ft	21	SF	$120	**$2,508**
31523	97.8 to 107.3 feet	Cross Slope (PAR)	2.0-3.0%	6 ft	52	SF	$120	**$6,270**
59827	109.1 to 145.0 feet	Driveway				REF		
31526	110.3 to 111.6 feet	**Cross Slope (Driveway)**	3.0-4.0%	6 ft	7	SF	$40	**$286**
31527	115.4 to 116.8 feet	**Cross Slope (Driveway)**	10.0-11.0%	6 ft	8	SF	$40	**$308**
31528	117.3 to 122.0 feet	**Cross Slope (Driveway)**	12.0-13.0%	6 ft	26	SF	$40	**$1,034**
31530	122.2 to 125.8 feet	**Cross Slope (Driveway)**	10.0-11.0%	6 ft	20	SF	$40	**$792**
40943	128.6 to 130.8 feet	Running Slope	5.0-6.0%	6 ft	12	REF		
31532	130.7 to 133.7 feet	**Cross Slope (Driveway)**	4.0-5.0%	6 ft	17	SF	$40	**$660**
31534	133.8 to 144.1 feet	**Cross Slope (Driveway)**	2.0-3.0%	6 ft	57	SF	$40	**$2,266**

TOTAL COST FOR: SE *side of* **MONTEREY AVE** *Starting at:* **SIDEWALK BEGINS** **$46,508.00**

Funding Source: TBD **Year to be Completed** TBD

Street Side	Run ID	Survey Street Name	Starting Street Name	End Street Name	Priority
S	1908201441	MYER ST	KITES WAY	SIDEWALK ENDS	87.25

ID	Dist. from Corner	Barrier Type	As-is Measurement/Notes	Sidewalk Width	Qty	Unit	Cost	Total
1396	1.4 to 44.6 feet	Cross Slope (PAR)	2.0-3.0%	5 ft	216	SF	$120	**$25,920**
46089	18.3 to 19.3 feet	**Vertical Change**	-.47	5 ft	5	REF		
46778	23.2 to 24.2 feet	**Vertical Change**	-.44	5 ft	5	REF		
42215	33.1 to 34.1 feet	**Vertical Change**	-.72	5 ft	5	REF		
52358	42.7 to 43.7 feet	**Vertical Change**	-.28	5 ft	5	REF		
46990	46.0 to 47.0 feet	**Vertical Change**	-.43	5 ft	5	LF	$75	**$375**
53339	49.4 to 50.4 feet	**Vertical Change**	-.26	5 ft	5	LF	$75	**$375**
49592	53.2 to 54.2 feet	**Vertical Change**	-.34	5 ft	5	LF	$75	**$375**
47219	63.2 to 64.2 feet	**Vertical Change**	-.42	5 ft	5	LF	$75	**$375**
1401	64.8 to 92.8 feet	Cross Slope (PAR)	2.0-3.0%	5 ft	140	SF	$120	**$16,800**
50618	73.0 to 74.0 feet	**Vertical Change**	-.31	5 ft	5	REF		
44184	88.1 to 89.1 feet	**Vertical Change**	-.56	5 ft	5	REF		
57126	88.2 to 89.2 feet	**Vertical Change**	.61	5 ft	5	REF		
41535	92.4 to 93.4 feet	**Vertical Change**	-1.04	5 ft	5	REF		
41272	94.7 to 95.7 feet	**Vertical Change**	-1.7	5 ft	5	REF		
53340	94.7 to 95.7 feet	**Vertical Change**	-.26	5 ft	5	REF		
41354	94.9 to 95.9 feet	**Vertical Change**	-1.38	5 ft	5	REF		
57293	95.1 to 96.1 feet	**Vertical Change**	.85	5 ft	5	REF		
1404	95.5 to 163.8 feet	Cross Slope (PAR)	2.0-3.0%	5 ft	342	SF	$120	**$40,980**
52834	103.3 to 104.3 feet	**Vertical Change**	-.27	5 ft	5	REF		
42270	123.4 to 124.4 feet	**Vertical Change**	-.71	5 ft	5	REF		
47881	133.4 to 134.4 feet	**Vertical Change**	-.4	5 ft	5	REF		
51524	153.4 to 154.4 feet	**Vertical Change**	-.3	5 ft	5	REF		
41623	163.2 to 164.2 feet	**Vertical Change**	-.95	5 ft	5	REF		
52359	170.8 to 171.8 feet	**Vertical Change**	-.28	5 ft	5	LF	$75	**$375**
1409	182.2 to 187.1 feet	Cross Slope (PAR)	2.0-3.0%	5 ft	25	SF	$120	**$2,940**
46991	187.0 to 188.0 feet	**Vertical Change**	-.43	5 ft	5	REF		
45462	194.1 to 195.1 feet	**Vertical Change**	-.5	5 ft	5	REF		

Funding Source: TBD **Year to be Completed** TBD

Street Side	Run ID	Survey Street Name	Starting Street Name	End Street Name	Priority
S	1908201441	MYER ST	KITES WAY	SIDEWALK ENDS	87.25

ID	Dist. from Corner	Barrier Type	As-is Measurement/Notes	Sidewalk Width	Qty	Unit	Cost	Total
1410	195.1 to 196.5 feet	Cross Slope (PAR)	2.0-3.0%	5 ft	7	SF	$120	**$840**
45677	198.2 to 199.2 feet	**Vertical Change**	-.49	5 ft	5	LF	$75	**$375**
1411	203.0 to 213.2 feet	Cross Slope (PAR)	2.0-3.0%	5 ft	51	SF	$120	**$6,120**
48114	211.1 to 212.1 feet	**Vertical Change**	-.39	5 ft	5	REF		
57768	221.6 to 254.9 feet	Driveway				REF		
46312	225.6 to 226.6 feet	**Vertical Change**	-.46	5 ft	5	REF		
1414	225.9 to 249.2 feet	**Cross Slope (Driveway)**	2.0-3.0%	5 ft	117	SF	$40	**$4,660**
46313	230.2 to 231.2 feet	**Vertical Change**	-.46	5 ft	5	REF		
43692	234.8 to 235.8 feet	**Vertical Change**	-.59	5 ft	5	REF		
49913	238.6 to 239.6 feet	**Vertical Change**	-.33	5 ft	5	REF		
46090	242.4 to 243.4 feet	**Vertical Change**	-.47	5 ft	5	REF		
52360	246.6 to 247.6 feet	**Vertical Change**	-.28	5 ft	5	REF		
1419	249.2 to 257.0 feet	**Cross Slope (Driveway)**	4.0-5.0%	5 ft	39	SF	$40	**$1,560**
52835	253.8 to 254.8 feet	**Vertical Change**	-.27	5 ft	5	REF		
1423	257.0 to 258.6 feet	Cross Slope (PAR)	2.0-3.0%	5 ft	8	SF	$120	**$960**
1424	269.5 to 368.6 feet	Cross Slope (PAR)	2.0-3.0%	5 ft	496	SF	$120	**$59,460**
51525	287.2 to 288.2 feet	**Vertical Change**	-.3	5 ft	5	REF		
53341	358.4 to 359.4 feet	**Vertical Change**	-.26	5 ft	5	REF		
1432	368.6 to 393.5 feet	Cross Slope (PAR)	4.0-5.0%	5 ft	125	SF	$120	**$14,940**
1436	393.5 to 409.8 feet	Cross Slope (PAR)	2.0-3.0%	5 ft	82	SF	$120	**$9,780**
18	408.0 to 409.0 feet	**Continuous Width**		5 ft	5	SF	$120	**$600**
44185	410.8 to 411.8 feet	**Vertical Change**	-.56	5 ft	5	SF	$75	**$375**
1439	412.3 to 420.2 feet	Cross Slope (PAR)	6.0-7.0%	5 ft	40	SF	$120	**$4,740**
39996	414.3 to 416.8 feet	Running Slope	6.0-7.0%	5 ft	13	REF		
39997	416.8 to 418.9 feet	Running Slope	5.0-6.0%	5 ft	11	REF		
1440	420.2 to 421.2 feet	Cross Slope (PAR)	5.0-6.0%	5 ft	5	SF	$120	**$600**
1441	421.2 to 433.7 feet	Cross Slope (PAR)	6.0-7.0%	5 ft	63	SF	$120	**$7,500**
1444	434.6 to 437.5 feet	Cross Slope (PAR)	4.0-5.0%	5 ft	15	SF	$120	**$1,740**

Funding Source: TBD **Year to be Completed** TBD

Street Side	Run ID	Survey Street Name	Starting Street Name	End Street Name	Priority
S	1908201441	MYER ST	KITES WAY	SIDEWALK ENDS	87.25

ID	Dist. from Corner	Barrier Type	As-is Measurement/Notes	Sidewalk Width	Qty	Unit	Cost	Total
52836	434.8 to 435.8 feet	Vertical Change	-.27	5 ft	5	REF		
57769	435.7 to 459.8 feet	Driveway				REF		
1446	437.5 to 442.3 feet	Cross Slope (Driveway)	2.0-3.0%	5 ft	24	SF	$40	**$960**
1448	442.3 to 444.7 feet	Cross Slope (Driveway)	4.0-5.0%	5 ft	12	SF	$40	**$480**
1450	444.7 to 447.7 feet	Cross Slope (Driveway)	6.0-7.0%	5 ft	15	SF	$40	**$600**
1451	447.7 to 452.2 feet	Cross Slope (Driveway)	5.0-6.0%	5 ft	23	SF	$40	**$900**
47467	449.8 to 450.8 feet	Vertical Change	-.41	5 ft	5	REF		
1452	452.2 to 457.3 feet	Cross Slope (Driveway)	6.0-7.0%	5 ft	26	SF	$40	**$1,020**
1453	459.7 to 470.7 feet	Cross Slope (Driveway)	2.0-3.0%	5 ft	55	SF	$40	**$2,200**
51936	469.8 to 470.8 feet	Vertical Change	-.29	5 ft	5	REF		
56949	477.5 to 478.5 feet	Vertical Change	.55	5 ft	5	SF	$75	**$375**
1454	502.4 to 514.7 feet	Cross Slope (PAR)	2.0-3.0%	5 ft	62	SF	$120	**$7,380**
1455	524.6 to 544.1 feet	Cross Slope (PAR)	2.0-3.0%	5 ft	98	SF	$120	**$11,700**
47220	525.3 to 526.3 feet	Vertical Change	-.42	5 ft	5	REF		
1457	544.1 to 556.5 feet	Cross Slope (PAR)	4.0-5.0%	5 ft	62	SF	$120	**$7,440**
51526	554.7 to 555.7 feet	Vertical Change	-.3	5 ft	5	REF		
1459	556.5 to 595.3 feet	Cross Slope (PAR)	2.0-3.0%	5 ft	194	SF	$120	**$23,280**
53843	585.3 to 586.3 feet	Vertical Change	-.25	5 ft	5	REF		
1463	595.3 to 638.3 feet	Cross Slope (PAR)	4.0-5.0%	5 ft	215	SF	$120	**$25,800**
1467	638.3 to 692.9 feet	Cross Slope (PAR)	2.0-3.0%	5 ft	273	SF	$120	**$32,760**
51527	645.9 to 646.9 feet	Vertical Change	-.3	5 ft	5	REF		
50619	660.7 to 661.7 feet	Vertical Change	-.31	5 ft	5	REF		
46091	675.6 to 676.6 feet	Vertical Change	-.47	5 ft	5	REF		
50620	691.5 to 692.5 feet	Vertical Change	-.31	5 ft	5	REF		
1472	703.1 to 708.4 feet	Cross Slope (PAR)	2.0-3.0%	5 ft	27	SF	$120	**$3,180**
52837	707.3 to 708.3 feet	Vertical Change	-.27	5 ft	5	REF		
1473	732.7 to 760.8 feet	Cross Slope (PAR)	2.0-3.0%	5 ft	141	SF	$120	**$16,860**
57770	756.8 to 786.5 feet	Driveway				REF		

Funding Source: TBD **Year to be Completed** TBD

Street Side	Run ID	Survey Street Name	Starting Street Name	End Street Name	Priority
S	1908201441	MYER ST	KITES WAY	SIDEWALK ENDS	87.25

ID	Dist. from Corner	Barrier Type	As-is Measurement/Notes	Sidewalk Width	Qty	Unit	Cost	Total
1475	760.8 to 762.8 feet	Cross Slope (Driveway)	4.0-5.0%	5 ft	10	SF	$40	**$400**
1477	762.8 to 768.8 feet	Cross Slope (Driveway)	6.0-7.0%	5 ft	30	SF	$40	**$1,200**
1478	768.8 to 778.8 feet	Cross Slope (Driveway)	5.0-6.0%	5 ft	50	SF	$40	**$2,000**
1479	778.8 to 784.5 feet	Cross Slope (Driveway)	6.0-7.0%	5 ft	29	SF	$40	**$1,140**
39998	781.7 to 782.8 feet	Running Slope	5.0-6.0%	5 ft	6	REF		
1480	784.5 to 785.5 feet	Cross Slope (Driveway)	5.0-6.0%	5 ft	5	SF	$40	**$200**
1481	786.3 to 787.6 feet	Cross Slope (Driveway)	3.0-4.0%	5 ft	7	SF	$40	**$260**
1482	787.6 to 794.5 feet	Cross Slope (PAR)	2.0-3.0%	5 ft	35	SF	$120	**$4,140**

TOTAL COST FOR: S *side of* **MYER ST** *Starting at:* **KITES WAY** **$347,040.00**

Funding Source: TBD **Year to be Completed** TBD

Street Side	Run ID	Survey Street Name	Starting Street Name	End Street Name	Priority
N	1908201433	MYER ST	ROBERTSON BLVD	KITES WAY	110

ID	Dist. from Corner	Barrier Type	As-is Measurement/Notes	Sidewalk Width	Qty	Unit	Cost	Total
1247	8.2 to 45.9 feet	Cross Slope (PAR)	2.0-3.0%	5 ft	189	SF	$120	**$22,620**
53332	20.6 to 21.6 feet	**Vertical Change**	-.26	5 ft	5	REF		
51519	40.6 to 41.6 feet	**Vertical Change**	-.3	5 ft	5	REF		
49589	45.7 to 46.7 feet	**Vertical Change**	-.34	5 ft	5	REF		
1251	50.4 to 74.7 feet	Cross Slope (PAR)	2.0-3.0%	5 ft	122	SF	$120	**$14,580**
53333	51.2 to 52.2 feet	**Vertical Change**	-.26	5 ft	5	REF		
51520	56.3 to 57.3 feet	**Vertical Change**	-.3	5 ft	5	REF		
53334	71.2 to 72.2 feet	**Vertical Change**	-.26	5 ft	5	REF		
1254	78.9 to 81.1 feet	Cross Slope (PAR)	2.0-3.0%	5 ft	11	SF	$120	**$1,320**
47464	80.9 to 81.9 feet	**Vertical Change**	-.41	5 ft	5	REF		
1255	81.8 to 84.5 feet	Cross Slope (PAR)	4.0-5.0%	5 ft	14	SF	$120	**$1,620**
1257	86.2 to 100.9 feet	Cross Slope (PAR)	2.0-3.0%	5 ft	74	SF	$120	**$8,820**
57761	91.3 to 122.3 feet	Driveway				REF		
1260	100.9 to 103.6 feet	**Cross Slope (Driveway)**	4.0-5.0%	5 ft	14	SF	$40	**$540**
1262	103.6 to 105.8 feet	**Cross Slope (Driveway)**	6.0-7.0%	5 ft	11	SF	$40	**$440**
1264	105.8 to 120.3 feet	**Cross Slope (Driveway)**	8.0-9.0%	5 ft	73	SF	$40	**$2,900**
47879	106.1 to 107.1 feet	**Vertical Change**	-.4	5 ft	5	REF		
56616	107.9 to 108.9 feet	**Vertical Change**	.4	5 ft	5	REF		
39988	118.8 to 120.1 feet	Running Slope	5.0-6.0%	5 ft	7	REF		
1269	122.8 to 123.8 feet	Cross Slope (PAR)	3.0-4.0%	5 ft	5	SF	$120	**$600**
46776	123.0 to 124.0 feet	**Vertical Change**	-.44	5 ft	5	REF		
1270	123.8 to 126.3 feet	Cross Slope (PAR)	2.0-3.0%	5 ft	13	SF	$120	**$1,500**
14	124.2 to 125.2 feet	**Continuous Width**		5 ft	5	SF	$120	**$600**
15	129.3 to 130.3 feet	**Continuous Width**		5 ft	5	SF	$120	**$600**
53335	132.8 to 133.8 feet	**Vertical Change**	-.26	5 ft	5	REF		
1271	133.3 to 180.6 feet	Cross Slope (PAR)	2.0-3.0%	5 ft	236	SF	$120	**$28,380**
53336	145.1 to 146.1 feet	**Vertical Change**	-.26	5 ft	5	REF		
51932	162.6 to 163.6 feet	**Vertical Change**	-.29	5 ft	5	REF		

Funding Source: TBD **Year to be Completed** TBD

Street Side	Run ID	Survey Street Name	Starting Street Name	End Street Name	Priority
N	1908201433	MYER ST	ROBERTSON BLVD	KITES WAY	110

ID	Dist. from Corner	Barrier Type	As-is Measurement/Notes	Sidewalk Width	Qty	Unit	Cost	Total
1275	180.6 to 241.1 feet	Cross Slope (PAR)	4.0-5.0%	5 ft	303	SF	$120	**$36,300**
53839	184.2 to 187.7 feet	**Vertical Change**	-.25	5 ft	18	REF		
48970	196.7 to 197.7 feet	**Vertical Change**	-.36	5 ft	5	REF		
52351	214.4 to 215.4 feet	**Vertical Change**	-.28	5 ft	5	REF		
52829	231.8 to 232.8 feet	**Vertical Change**	-.27	5 ft	5	REF		
1283	241.1 to 245.3 feet	Cross Slope (PAR)	2.0-3.0%	5 ft	21	SF	$120	**$2,520**
57762	247.7 to 284.8 feet	Driveway				REF		
1284	249.3 to 250.5 feet	**Cross Slope (Driveway)**	2.0-3.0%	5 ft	6	SF	$40	**$240**
52352	250.6 to 251.6 feet	**Vertical Change**	-.28	5 ft	5	REF		
1285	254.3 to 270.2 feet	**Cross Slope (Driveway)**	10.0-11.0%	5 ft	80	SF	$40	**$3,180**
44818	268.0 to 269.0 feet	**Vertical Change**	-.53	5 ft	5	REF		
57134	268.2 to 269.2 feet	**Vertical Change**	.62	5 ft	5	REF		
1287	270.2 to 280.0 feet	**Cross Slope (Driveway)**	8.0-9.0%	5 ft	49	SF	$40	**$1,960**
39989	279.3 to 281.5 feet	Running Slope	6.0-7.0%	5 ft	11	REF		
1289	280.0 to 282.6 feet	**Cross Slope (Driveway)**	10.0-11.0%	5 ft	13	SF	$40	**$520**
53337	284.8 to 285.8 feet	**Vertical Change**	-.26	5 ft	5	REF		
1290	286.2 to 318.0 feet	Cross Slope (PAR)	2.0-3.0%	5 ft	159	SF	$120	**$19,080**
50615	312.0 to 313.0 feet	**Vertical Change**	-.31	5 ft	5	REF		
1294	318.0 to 349.2 feet	Cross Slope (PAR)	4.0-5.0%	5 ft	156	SF	$120	**$18,720**
49909	330.1 to 331.1 feet	**Vertical Change**	-.33	5 ft	5	REF		
1301	349.2 to 397.7 feet	Cross Slope (PAR)	2.0-3.0%	5 ft	243	SF	$120	**$29,100**
47880	365.9 to 366.9 feet	**Vertical Change**	-.4	5 ft	5	REF		
48404	384.3 to 385.3 feet	**Vertical Change**	-.38	5 ft	5	REF		
1305	397.7 to 418.9 feet	Cross Slope (PAR)	4.0-5.0%	5 ft	106	SF	$120	**$12,720**
52353	402.6 to 403.6 feet	**Vertical Change**	-.28	5 ft	5	REF		
1307	418.9 to 451.7 feet	Cross Slope (PAR)	2.0-3.0%	5 ft	164	SF	$120	**$19,680**
52830	420.7 to 421.7 feet	**Vertical Change**	-.27	5 ft	5	REF		
53840	443.3 to 444.3 feet	**Vertical Change**	-.25	5 ft	5	REF		

Funding Source: TBD **Year to be Completed** TBD

Street Side	Run ID	Survey Street Name	Starting Street Name	End Street Name	Priority
N	1908201433	MYER ST	ROBERTSON BLVD	KITES WAY	110

ID	Dist. from Corner	Barrier Type	As-is Measurement/Notes	Sidewalk Width	Qty	Unit	Cost	Total
1309	451.7 to 456.4 feet	Cross Slope (PAR)	4.0-5.0%	5 ft	24	SF	$120	**$2,820**
57763	454.1 to 496.1 feet	Driveway				REF		
1311	459.0 to 478.1 feet	**Cross Slope (Driveway)**	9.0-10.0%	5 ft	96	SF	$40	**$3,820**
49265	470.2 to 471.2 feet	**Vertical Change**	-.35	5 ft	5	REF		
52354	477.1 to 478.1 feet	**Vertical Change**	-.28	5 ft	5	REF		
1315	478.1 to 493.3 feet	**Cross Slope (Driveway)**	7.0-8.0%	5 ft	76	SF	$40	**$3,040**
39990	491.3 to 493.4 feet	Running Slope	5.0-6.0%	5 ft	11	REF		
1317	498.8 to 501.3 feet	Cross Slope (PAR)	2.0-3.0%	5 ft	13	SF	$120	**$1,500**
16	501.1 to 502.1 feet	**Continuous Width**		5 ft	5	SF	$120	**$600**
17	505.5 to 506.5 feet	**Continuous Width**		5 ft	5	SF	$120	**$600**
1318	510.2 to 589.6 feet	Cross Slope (PAR)	2.0-3.0%	5 ft	397	SF	$120	**$47,640**
47217	513.8 to 514.8 feet	**Vertical Change**	-.42	5 ft	5	REF		
45190	540.9 to 541.9 feet	**Vertical Change**	-.51	5 ft	5	REF		
48405	556.3 to 557.3 feet	**Vertical Change**	-.38	5 ft	5	REF		
51933	569.1 to 570.1 feet	**Vertical Change**	-.29	5 ft	5	REF		
52831	587.5 to 588.5 feet	**Vertical Change**	-.27	5 ft	5	REF		
1327	596.5 to 655.3 feet	Cross Slope (PAR)	2.0-3.0%	5 ft	294	SF	$120	**$35,280**
49910	596.7 to 597.7 feet	**Vertical Change**	-.33	5 ft	5	REF		
52832	605.8 to 606.8 feet	**Vertical Change**	-.27	5 ft	5	REF		
49911	636.8 to 637.8 feet	**Vertical Change**	-.33	5 ft	5	REF		
52355	652.1 to 653.1 feet	**Vertical Change**	-.28	5 ft	5	REF		
1331	657.8 to 667.8 feet	Cross Slope (PAR)	2.0-3.0%	5 ft	50	SF	$120	**$6,000**
57764	663.9 to 699.5 feet	Driveway				REF		
47218	667.4 to 668.4 feet	**Vertical Change**	-.42	5 ft	5	REF		
1333	671.1 to 687.5 feet	**Cross Slope (Driveway)**	9.0-10.0%	5 ft	82	SF	$40	**$3,280**
51521	675.9 to 676.9 feet	**Vertical Change**	-.3	5 ft	5	REF		
53338	684.1 to 685.1 feet	**Vertical Change**	-.26	5 ft	5	REF		
1335	687.5 to 695.7 feet	**Cross Slope (Driveway)**	11.0-12.0%	5 ft	41	SF	$40	**$1,640**

Funding Source: TBD **Year to be Completed** TBD

Street Side	Run ID	Survey Street Name	Starting Street Name	End Street Name	Priority
N	1908201433	MYER ST	ROBERTSON BLVD	KITES WAY	110

ID	Dist. from Corner	Barrier Type	As-is Measurement/Notes	Sidewalk Width	Qty	Unit	Cost	Total
1337	695.7 to 696.7 feet	Cross Slope (Driveway)	9.0-10.0%	5 ft	5	SF	$40	$200
43845	699.3 to 700.3 feet	Vertical Change	-.58	5 ft	5	REF		
1338	700.0 to 705.0 feet	Cross Slope (Driveway)	3.0-4.0%	5 ft	25	SF	$40	$1,000
57765	701.8 to 734.8 feet	Driveway				REF		
50616	703.4 to 704.4 feet	Vertical Change	-.31	5 ft	5	REF		
39991	703.6 to 705.6 feet	Running Slope	5.0-6.0%	5 ft	10	REF		
1340	706.7 to 732.6 feet	Cross Slope (Driveway)	7.0-8.0%	5 ft	130	SF	$40	$5,180
39992	730.5 to 732.7 feet	Running Slope	6.0-7.0%	5 ft	11	REF		
1346	744.1 to 859.6 feet	Cross Slope (PAR)	2.0-3.0%	5 ft	578	SF	$120	$69,300
51522	824.6 to 825.6 feet	Vertical Change	-.3	5 ft	5	REF		
48682	839.7 to 840.7 feet	Vertical Change	-.37	5 ft	5	REF		
50617	871.5 to 872.5 feet	Vertical Change	-.31	5 ft	5	LF	$75	$375
1357	875.0 to 905.7 feet	Cross Slope (PAR)	2.0-3.0%	5 ft	154	SF	$120	$18,420
52833	886.4 to 887.4 feet	Vertical Change	-.27	5 ft	5	REF		
1359	913.1 to 914.6 feet	Cross Slope (PAR)	2.0-3.0%	5 ft	8	SF	$120	$900
1360	917.3 to 954.5 feet	Cross Slope (PAR)	2.0-3.0%	5 ft	186	SF	$120	$22,320
51934	937.5 to 938.5 feet	Vertical Change	-.29	5 ft	5	REF		
1363	954.5 to 1007.2 feet	Cross Slope (PAR)	4.0-5.0%	5 ft	264	SF	$120	$31,620
43846	963.5 to 964.5 feet	Vertical Change	-.58	5 ft	5	REF		
53841	983.4 to 984.4 feet	Vertical Change	-.25	5 ft	5	REF		
57766	1003.5 to 1039.0 feet	Driveway				REF		
1366	1010.7 to 1034.2 feet	Cross Slope (Driveway)	11.0-12.0%	5 ft	118	SF	$40	$4,700
45676	1022.4 to 1023.4 feet	Vertical Change	-.49	5 ft	5	REF		
39993	1034.4 to 1035.6 feet	Running Slope	6.0-7.0%	5 ft	6	REF		
1371	1038.3 to 1042.8 feet	Cross Slope (Driveway)	2.0-3.0%	5 ft	23	SF	$40	$900
57343	1043.7 to 1044.7 feet	Vertical Change	.99	5 ft	5	SF	$75	$375
47465	1044.1 to 1045.1 feet	Vertical Change	-.41	5 ft	5	LF	$75	$375
1372	1045.5 to 1048.3 feet	Cross Slope (PAR)	2.0-3.0%	5 ft	14	SF	$120	$1,680

Funding Source: TBD **Year to be Completed** TBD

Street Side	Run ID	Survey Street Name	Starting Street Name	End Street Name	Priority
N	1908201433	MYER ST	ROBERTSON BLVD	KITES WAY	110

ID	Dist. from Corner	Barrier Type	As-is Measurement/Notes	Sidewalk Width	Qty	Unit	Cost	Total
46777	1047.9 to 1048.9 feet	Vertical Change	-.44	5 ft	5	REF		
41372	1048.5 to 1049.5 feet	Vertical Change	-1.35	5 ft	5	SF	$75	$375
1373	1052.8 to 1090.5 feet	Cross Slope (PAR)	2.0-3.0%	5 ft	189	SF	$120	$22,620
51935	1053.6 to 1054.6 feet	Vertical Change	-.29	5 ft	5	REF		
49912	1076.1 to 1077.1 feet	Vertical Change	-.33	5 ft	5	REF		
1377	1090.5 to 1117.7 feet	Cross Slope (PAR)	4.0-5.0%	5 ft	136	SF	$120	$16,320
48113	1096.0 to 1097.0 feet	Vertical Change	-.39	5 ft	5	REF		
53842	1103.6 to 1104.6 feet	Vertical Change	-.25	5 ft	5	REF		
50239	1116.1 to 1117.1 feet	Vertical Change	-.32	5 ft	5	REF		
1379	1117.7 to 1127.8 feet	Cross Slope (PAR)	2.0-3.0%	5 ft	51	SF	$120	$6,060
52356	1119.2 to 1120.2 feet	Vertical Change	-.28	5 ft	5	REF		
49590	1129.4 to 1130.4 feet	Vertical Change	-.34	5 ft	5	LF	$75	$375
1380	1131.1 to 1217.1 feet	Cross Slope (PAR)	2.0-3.0%	5 ft	430	SF	$120	$51,600
44819	1156.2 to 1157.2 feet	Vertical Change	-.53	5 ft	5	REF		
47466	1176.2 to 1177.2 feet	Vertical Change	-.41	5 ft	5	REF		
57767	1212.8 to 1248.5 feet	Driveway				REF		
52357	1216.2 to 1217.2 feet	Vertical Change	-.28	5 ft	5	REF		
39994	1217.0 to 1218.4 feet	Running Slope	5.0-6.0%	5 ft	7	REF		
1390	1220.0 to 1244.9 feet	Cross Slope (Driveway)	10.0-11.0%	5 ft	125	SF	$40	$4,980
48406	1232.8 to 1233.8 feet	Vertical Change	-.38	5 ft	5	REF		
44820	1236.6 to 1237.6 feet	Vertical Change	-.53	5 ft	5	REF		
39995	1245.1 to 1246.5 feet	Running Slope	10.0-11.0%	5 ft	7	REF		
44615	1248.5 to 1254.9 feet	Vertical Change	-.54	5 ft	32	REF		
1394	1248.7 to 1249.7 feet	Cross Slope (PAR)	2.0-3.0%	5 ft	5	SF	$120	$600
1395	1259.8 to 1261.7 feet	Cross Slope (PAR)	2.0-3.0%	5 ft	10	SF	$120	$1,140

TOTAL COST FOR: N *side of* **MYER ST** *Starting at:* **ROBERTSON BLVD** **$596,175.00**

Funding Source: TBD **Year to be Completed** TBD

Street Side	Run ID	Survey Street Name	Starting Street Name	End Street Name	Priority
E	1908211230	N FIG TREE BLVD	AVE 26	S LAKE TAHOE DR	50

ID	Dist. from Corner	Barrier Type	As-is Measurement/Notes	Sidewalk Width	Qty	Unit	Cost	Total
48174	2.7 to 3.7 feet	Vertical Change	-.39	5 ft	5	LF	$75	$375
4204	5.8 to 20.4 feet	Cross Slope (PAR)	2.0-3.0%	5 ft	73	SF	$120	$8,760
49977	20.5 to 21.5 feet	Vertical Change	-.33	5 ft	5	LF	$75	$375
42468	34.5 to 35.5 feet	Vertical Change	-.69	5 ft	5	SF	$75	$375
49978	65.0 to 66.0 feet	Vertical Change	-.33	5 ft	5	LF	$75	$375
52475	85.3 to 86.3 feet	Vertical Change	-.28	5 ft	5	LF	$75	$375
46120	95.3 to 96.3 feet	Vertical Change	-.47	5 ft	5	LF	$75	$375
4206	101.2 to 124.6 feet	Cross Slope (PAR)	2.0-3.0%	5 ft	117	SF	$120	$14,040
49018	118.1 to 121.5 feet	Vertical Change	-.36	5 ft	17	REF		
52980	140.6 to 141.6 feet	Vertical Change	-.27	5 ft	5	LF	$75	$375
52476	148.1 to 154.0 feet	Vertical Change	-.28	5 ft	30	LF	$75	$2,213
4208	171.1 to 176.3 feet	Cross Slope (PAR)	2.0-3.0%	5 ft	26	SF	$120	$3,120
52477	173.2 to 174.2 feet	Vertical Change	-.28	5 ft	5	REF		
53510	183.1 to 184.1 feet	Vertical Change	-.26	5 ft	5	LF	$75	$375
50705	195.6 to 196.6 feet	Vertical Change	-.31	5 ft	5	LF	$75	$375
50327	205.6 to 206.6 feet	Vertical Change	-.32	5 ft	5	LF	$75	$375
53952	215.5 to 219.0 feet	Vertical Change	-.25	5 ft	18	LF	$75	$1,313
4210	218.7 to 220.3 feet	Cross Slope (PAR)	2.0-3.0%	5 ft	8	SF	$120	$960
4211	235.8 to 292.4 feet	Cross Slope (PAR)	2.0-3.0%	5 ft	283	SF	$120	$33,960
53953	240.4 to 241.4 feet	Vertical Change	-.25	5 ft	5	REF		
49322	275.0 to 276.0 feet	Vertical Change	-.35	5 ft	5	REF		
4214	296.7 to 298.9 feet	Cross Slope (PAR)	2.0-3.0%	5 ft	11	SF	$120	$1,320
52037	305.4 to 306.4 feet	Vertical Change	-.29	5 ft	5	LF	$75	$375
4215	320.5 to 326.0 feet	Cross Slope (PAR)	2.0-3.0%	5 ft	28	SF	$120	$3,300
49637	344.7 to 345.7 feet	Vertical Change	-.34	5 ft	5	LF	$75	$375
53511	354.8 to 355.8 feet	Vertical Change	-.26	5 ft	5	LF	$75	$375
52038	374.3 to 375.3 feet	Vertical Change	-.29	5 ft	5	LF	$75	$375
50328	414.0 to 415.0 feet	Vertical Change	-.32	5 ft	5	LF	$75	$375

Funding Source: TBD **Year to be Completed** TBD

Street Side	Run ID	Survey Street Name	Starting Street Name	End Street Name	Priority
E	1908211230	N FIG TREE BLVD	AVE 26	S LAKE TAHOE DR	50

ID	Dist. from Corner	Barrier Type	As-is Measurement/Notes	Sidewalk Width	Qty	Unit	Cost	Total
45020	433.9 to 434.9 feet	Vertical Change	-.52	5 ft	5	SF	$75	$375
47925	443.9 to 444.9 feet	Vertical Change	-.4	5 ft	5	LF	$75	$375
53512	448.7 to 449.7 feet	Vertical Change	-.26	5 ft	5	LF	$75	$375
53954	453.7 to 454.7 feet	Vertical Change	-.25	5 ft	5	LF	$75	$375
4216	466.3 to 490.1 feet	Cross Slope (PAR)	2.0-3.0%	5 ft	119	SF	$120	$14,280
50329	489.2 to 490.2 feet	Vertical Change	-.32	5 ft	5	REF		
49323	494.3 to 505.4 feet	Vertical Change	-.35	5 ft	56	LF	$75	$4,163
4217	497.1 to 505.3 feet	Cross Slope (PAR)	2.0-3.0%	5 ft	41	SF	$120	$4,920
50330	509.2 to 510.2 feet	Vertical Change	-.32	5 ft	5	LF	$75	$375
53513	516.6 to 517.6 feet	Vertical Change	-.26	5 ft	5	LF	$75	$375
53955	526.8 to 527.8 feet	Vertical Change	-.25	5 ft	5	LF	$75	$375
53956	542.1 to 548.0 feet	Vertical Change	-.25	5 ft	30	LF	$75	$2,213
52039	552.3 to 560.8 feet	Vertical Change	-.29	5 ft	43	LF	$75	$3,188
52480	564.6 to 565.6 feet	Vertical Change	-.28	5 ft	5	LF	$75	$375
4218	568.7 to 577.1 feet	Cross Slope (PAR)	2.0-3.0%	5 ft	42	SF	$120	$5,040
48175	575.2 to 576.2 feet	Vertical Change	-.39	5 ft	5	REF		

TOTAL COST FOR: E *side of* **N FIG TREE BLVD** *Starting at:* **AVE 26** **$111,412.50**

Funding Source: TBD **Year to be Completed** TBD

Street Side	Run ID	Survey Street Name	Starting Street Name	End Street Name	Priority
W	1908211246	N FIG TREE BLVD	S LAKE TAHOE DR	AVE 26	40

ID	Dist. from Corner	Barrier Type	As-is Measurement/Notes	Sidewalk Width	Qty	Unit	Cost	Total
4319	3.5 to 6.3 feet	Cross Slope (PAR)	2.0-3.0%	5 ft	14	SF	$120	**$1,680**
51634	66.8 to 67.8 feet	**Vertical Change**	-.3	5 ft	5	LF	$75	**$375**
50336	97.5 to 98.5 feet	**Vertical Change**	-.32	5 ft	5	LF	$75	**$375**
4320	100.2 to 128.8 feet	Cross Slope (PAR)	2.0-3.0%	5 ft	143	SF	$120	**$17,160**
49026	128.3 to 129.3 feet	**Vertical Change**	-.36	5 ft	5	REF		
4321	130.9 to 133.0 feet	Cross Slope (PAR)	2.0-3.0%	5 ft	11	SF	$120	**$1,260**
53014	138.6 to 139.6 feet	**Vertical Change**	-.27	5 ft	5	LF	$75	**$375**
47028	200.4 to 201.4 feet	**Vertical Change**	-.43	5 ft	5	LF	$75	**$375**
4322	228.3 to 234.2 feet	Cross Slope (PAR)	2.0-3.0%	5 ft	30	SF	$120	**$3,540**
4323	268.2 to 270.2 feet	Cross Slope (PAR)	2.0-3.0%	5 ft	10	SF	$120	**$1,200**
4324	304.3 to 313.9 feet	Cross Slope (PAR)	2.0-3.0%	5 ft	48	SF	$120	**$5,760**
52501	317.5 to 321.0 feet	**Vertical Change**	-.28	5 ft	18	LF	$75	**$1,313**
52503	330.1 to 331.1 feet	**Vertical Change**	-.28	5 ft	5	LF	$75	**$375**
51635	348.5 to 352.0 feet	**Vertical Change**	-.3	5 ft	18	LF	$75	**$1,313**
53015	356.5 to 362.5 feet	**Vertical Change**	-.27	5 ft	30	LF	$75	**$2,250**
4325	363.6 to 366.2 feet	Cross Slope (PAR)	2.0-3.0%	5 ft	13	SF	$120	**$1,560**
52504	371.8 to 372.8 feet	**Vertical Change**	-.28	5 ft	5	LF	$75	**$375**
53017	382.1 to 383.1 feet	**Vertical Change**	-.27	5 ft	5	LF	$75	**$375**
53542	387.4 to 391.1 feet	**Vertical Change**	-.26	5 ft	19	LF	$75	**$1,388**
4326	398.8 to 404.9 feet	Cross Slope (PAR)	2.0-3.0%	5 ft	31	SF	$120	**$3,660**
52063	400.4 to 404.1 feet	**Vertical Change**	-.29	5 ft	19	REF		
53543	428.8 to 429.8 feet	**Vertical Change**	-.26	5 ft	5	LF	$75	**$375**
43570	456.8 to 457.8 feet	**Vertical Change**	-.6	5 ft	5	SF	$75	**$375**
53544	461.9 to 462.9 feet	**Vertical Change**	-.26	5 ft	5	LF	$75	**$375**
52064	474.5 to 475.5 feet	**Vertical Change**	-.29	5 ft	5	LF	$75	**$375**
52065	487.3 to 488.3 feet	**Vertical Change**	-.29	5 ft	5	LF	$75	**$375**
55941	487.4 to 488.4 feet	**Vertical Change**	.3	5 ft	5	LF	$75	**$375**
4327	496.7 to 567.5 feet	Cross Slope (PAR)	2.0-3.0%	5 ft	354	SF	$120	**$42,480**

Funding Source: TBD **Year to be Completed** TBD

Street Side	Run ID	Survey Street Name	Starting Street Name	End Street Name	Priority
W	1908211246	N FIG TREE BLVD	S LAKE TAHOE DR	AVE 26	40

ID	Dist. from Corner	Barrier Type	As-is Measurement/Notes	Sidewalk Width	Qty	Unit	Cost	Total
46817	528.0 to 529.0 feet	Vertical Change	-.44	5 ft	5	REF		
44845	567.9 to 568.9 feet	Vertical Change	-.53	5 ft	5	SF	$75	**$375**
50337	577.8 to 578.8 feet	Vertical Change	-.32	5 ft	5	LF	$75	**$375**
4334	598.9 to 606.8 feet	Cross Slope (PAR)	2.0-3.0%	5 ft	39	SF	$120	**$4,740**

TOTAL COST FOR: W *side of* **N FIG TREE BLVD** *Starting at:* **S LAKE TAHOE DR** **$94,927.50**

Funding Source: TBD **Year to be Completed** TBD

Street Side	Run ID	Survey Street Name	Starting Street Name	End Street Name	Priority
N	1908221346	OAK CT	ELM AVE	ELM AVE	106

ID	Dist. from Corner	Barrier Type	As-is Measurement/Notes	Sidewalk Width	Qty	Unit	Cost	Total
8098	0.0 to 5.8 feet	Cross Slope (PAR)	2.0-3.0%	5 ft	29	SF	$120	**$3,480**
52131	1.9 to 2.9 feet	**Vertical Change**	-.29	5 ft	5	REF		
8100	5.8 to 31.1 feet	Cross Slope (PAR)	4.0-5.0%	5 ft	127	SF	$120	**$15,180**
49397	6.4 to 7.4 feet	**Vertical Change**	-.35	5 ft	5	REF		
49721	11.0 to 12.0 feet	**Vertical Change**	-.34	5 ft	5	REF		
58261	27.3 to 53.0 feet	Driveway				REF		
8102	35.5 to 50.3 feet	**Cross Slope (Driveway)**	11.0-12.0%	5 ft	74	SF	$40	**$2,960**
50424	41.9 to 42.9 feet	**Vertical Change**	-.32	5 ft	5	REF		
40267	49.5 to 51.5 feet	Running Slope	5.0-6.0%	5 ft	10	REF		
8103	54.3 to 61.1 feet	Cross Slope (PAR)	4.0-5.0%	5 ft	34	SF	$120	**$4,080**
58262	57.4 to 92.0 feet	Driveway				REF		
47986	61.3 to 62.3 feet	**Vertical Change**	-.4	5 ft	5	REF		
8105	64.7 to 88.4 feet	**Cross Slope (Driveway)**	10.0-11.0%	5 ft	119	SF	$40	**$4,740**
47095	71.6 to 72.6 feet	**Vertical Change**	-.43	5 ft	5	REF		
52132	79.8 to 80.8 feet	**Vertical Change**	-.29	5 ft	5	REF		
8109	88.4 to 90.1 feet	**Cross Slope (Driveway)**	8.0-9.0%	5 ft	9	SF	$40	**$340**
49095	92.3 to 93.3 feet	**Vertical Change**	-.36	5 ft	5	REF		
8110	93.1 to 143.8 feet	Cross Slope (PAR)	3.0-4.0%	5 ft	254	SF	$120	**$30,420**
49398	97.0 to 98.0 feet	**Vertical Change**	-.35	5 ft	5	REF		
48809	101.9 to 102.9 feet	**Vertical Change**	-.37	5 ft	5	REF		
48810	106.8 to 107.8 feet	**Vertical Change**	-.37	5 ft	5	REF		
49722	111.9 to 112.9 feet	**Vertical Change**	-.34	5 ft	5	REF		
52133	116.9 to 117.9 feet	**Vertical Change**	-.29	5 ft	5	REF		
51711	121.8 to 122.8 feet	**Vertical Change**	-.3	5 ft	5	REF		
49723	126.8 to 127.8 feet	**Vertical Change**	-.34	5 ft	5	REF		
48811	131.9 to 132.9 feet	**Vertical Change**	-.37	5 ft	5	REF		
58263	136.7 to 172.9 feet	Driveway				REF		
51712	141.7 to 142.7 feet	**Vertical Change**	-.3	5 ft	5	REF		

Funding Source: TBD **Year to be Completed** TBD

Street Side	Run ID	Survey Street Name	Starting Street Name	End Street Name	Priority
N	1908221346	OAK CT	ELM AVE	ELM AVE	106

ID	Dist. from Corner	Barrier Type	As-is Measurement/Notes	Sidewalk Width	Qty	Unit	Cost	Total
8114	146.8 to 171.3 feet	Cross Slope (Driveway)	9.0-10.0%	5 ft	122	SF	$40	$4,900
50425	156.9 to 157.9 feet	Vertical Change	-.32	5 ft	5	REF		
52600	163.8 to 164.8 feet	Vertical Change	-.28	5 ft	5	REF		
40268	170.8 to 172.6 feet	Running Slope	5.0-6.0%	5 ft	9	REF		
8119	174.5 to 175.6 feet	Cross Slope (PAR)	3.0-4.0%	5 ft	6	SF	$120	$660
50049	175.1 to 176.1 feet	Vertical Change	-.33	5 ft	5	REF		
8120	175.6 to 182.8 feet	Cross Slope (PAR)	2.0-3.0%	5 ft	36	SF	$120	$4,320
58264	177.8 to 201.6 feet	Driveway				REF		
8122	182.8 to 183.8 feet	Cross Slope (Driveway)	4.0-5.0%	5 ft	5	SF	$40	$200
46409	182.9 to 183.9 feet	Vertical Change	-.46	5 ft	5	REF		
8123	187.0 to 200.3 feet	Cross Slope (Driveway)	10.0-11.0%	5 ft	67	SF	$40	$2,660
46629	193.3 to 194.3 feet	Vertical Change	-.45	5 ft	5	REF		
49096	204.1 to 205.1 feet	Vertical Change	-.36	5 ft	5	REF		
8126	204.5 to 215.8 feet	Cross Slope (PAR)	3.0-4.0%	5 ft	57	SF	$120	$6,780
48812	208.7 to 209.7 feet	Vertical Change	-.37	5 ft	5	REF		
46170	213.4 to 214.4 feet	Vertical Change	-.47	5 ft	5	REF		
8127	215.8 to 260.1 feet	Cross Slope (PAR)	2.0-3.0%	5 ft	222	SF	$120	$26,580
48813	218.9 to 219.9 feet	Vertical Change	-.37	5 ft	5	REF		
44684	225.0 to 226.0 feet	Vertical Change	-.54	5 ft	5	REF		
49399	230.9 to 231.9 feet	Vertical Change	-.35	5 ft	5	REF		
49400	236.9 to 237.9 feet	Vertical Change	-.35	5 ft	5	REF		
48814	242.9 to 243.9 feet	Vertical Change	-.37	5 ft	5	REF		
46171	248.8 to 249.8 feet	Vertical Change	-.47	5 ft	5	REF		
49724	254.5 to 255.5 feet	Vertical Change	-.34	5 ft	5	REF		
58265	255.0 to 283.5 feet	Driveway				REF		
48815	260.2 to 261.2 feet	Vertical Change	-.37	5 ft	5	REF		
8130	263.6 to 271.7 feet	Cross Slope (Driveway)	8.0-9.0%	5 ft	40	SF	$40	$1,620
8132	271.7 to 281.5 feet	Cross Slope (Driveway)	10.0-11.0%	5 ft	49	SF	$40	$1,960

Funding Source: TBD **Year to be Completed** TBD

Street Side	Run ID	Survey Street Name	Starting Street Name	End Street Name	Priority
N	1908221346	OAK CT	ELM AVE	ELM AVE	106

ID	Dist. from Corner	Barrier Type	As-is Measurement/Notes	Sidewalk Width	Qty	Unit	Cost	Total
44063	272.5 to 273.5 feet	Vertical Change	-.57	5 ft	5	REF		
8134	281.5 to 282.5 feet	Cross Slope (Driveway)	8.0-9.0%	5 ft	5	SF	$40	$200
40269	281.5 to 283.1 feet	Running Slope	5.0-6.0%	5 ft	8	REF		
49725	285.2 to 286.2 feet	Vertical Change	-.34	5 ft	5	REF		
8135	285.2 to 286.5 feet	Cross Slope (PAR)	3.0-4.0%	5 ft	7	SF	$120	$780
8136	286.5 to 294.2 feet	Cross Slope (PAR)	2.0-3.0%	5 ft	39	SF	$120	$4,620
58266	287.1 to 315.7 feet	Driveway				REF		
46865	293.1 to 294.1 feet	Vertical Change	-.44	5 ft	5	REF		
8138	297.3 to 313.6 feet	Cross Slope (Driveway)	9.0-10.0%	5 ft	82	SF	$40	$3,260
49726	303.9 to 304.9 feet	Vertical Change	-.34	5 ft	5	REF		
40270	312.3 to 314.0 feet	Running Slope	6.0-7.0%	5 ft	9	REF		
49727	316.4 to 317.4 feet	Vertical Change	-.34	5 ft	5	REF		
8141	316.9 to 322.2 feet	Cross Slope (PAR)	3.0-4.0%	5 ft	27	SF	$120	$3,180
8142	322.2 to 331.0 feet	Cross Slope (PAR)	2.0-3.0%	5 ft	44	SF	$120	$5,280
45757	323.2 to 324.2 feet	Vertical Change	-.49	5 ft	5	REF		
58267	326.6 to 353.5 feet	Driveway				REF		
49097	330.3 to 331.3 feet	Vertical Change	-.36	5 ft	5	REF		
8144	334.0 to 349.5 feet	Cross Slope (Driveway)	9.0-10.0%	5 ft	78	SF	$40	$3,100
48233	341.9 to 342.9 feet	Vertical Change	-.39	5 ft	5	REF		
8148	349.5 to 351.7 feet	Cross Slope (Driveway)	7.0-8.0%	5 ft	11	SF	$40	$440
40271	349.9 to 351.4 feet	Running Slope	6.0-7.0%	5 ft	8	REF		
8150	353.8 to 356.4 feet	Cross Slope (Driveway)	2.0-3.0%	5 ft	13	SF	$40	$520
48816	353.9 to 356.6 feet	Vertical Change	-.37	5 ft	14	REF		
58268	353.9 to 377.9 feet	Driveway				REF		
8151	359.9 to 365.0 feet	Cross Slope (Driveway)	8.0-9.0%	5 ft	26	SF	$40	$1,020
8153	365.0 to 376.3 feet	Cross Slope (Driveway)	10.0-11.0%	5 ft	57	SF	$40	$2,260
40272	375.3 to 377.5 feet	Running Slope	6.0-7.0%	5 ft	11	REF		
48818	379.4 to 380.4 feet	Vertical Change	-.37	5 ft	5	LF	$75	$375

Funding Source: TBD **Year to be Completed** TBD

Street Side	Run ID	Survey Street Name	Starting Street Name	End Street Name	Priority
N	1908221346	OAK CT	ELM AVE	ELM AVE	106

ID	Dist. from Corner	Barrier Type	As-is Measurement/Notes	Sidewalk Width	Qty	Unit	Cost	Total
51713	383.3 to 384.3 feet	Vertical Change	-.3	5 ft	5	LF	$75	$375
8155	385.5 to 436.2 feet	Cross Slope (PAR)	2.0-3.0%	5 ft	254	SF	$120	$30,420
49098	387.3 to 388.3 feet	Vertical Change	-.36	5 ft	5	REF		
49728	390.6 to 391.6 feet	Vertical Change	-.34	5 ft	5	REF		
46630	393.7 to 394.7 feet	Vertical Change	-.45	5 ft	5	REF		
48515	399.1 to 400.1 feet	Vertical Change	-.38	5 ft	5	REF		
50802	405.5 to 406.5 feet	Vertical Change	-.31	5 ft	5	REF		
48516	411.0 to 412.0 feet	Vertical Change	-.38	5 ft	5	REF		
48819	416.5 to 417.5 feet	Vertical Change	-.37	5 ft	5	REF		
48820	421.4 to 422.4 feet	Vertical Change	-.37	5 ft	5	REF		
48234	426.4 to 427.4 feet	Vertical Change	-.39	5 ft	5	REF		
58269	430.3 to 454.8 feet	Driveway				REF		
48821	431.1 to 432.1 feet	Vertical Change	-.37	5 ft	5	REF		
46631	435.6 to 436.6 feet	Vertical Change	-.45	5 ft	5	REF		
8163	439.1 to 453.1 feet	Cross Slope (Driveway)	8.0-9.0%	5 ft	70	SF	$40	$2,800
49401	445.5 to 446.5 feet	Vertical Change	-.35	5 ft	5	REF		
47987	456.8 to 457.8 feet	Vertical Change	-.4	5 ft	5	REF		
8165	457.2 to 464.8 feet	Cross Slope (PAR)	2.0-3.0%	5 ft	38	SF	$120	$4,560
58270	459.4 to 496.8 feet	Driveway				REF		
8167	464.8 to 465.8 feet	Cross Slope (Driveway)	4.0-5.0%	5 ft	5	SF	$40	$200
48517	465.1 to 466.1 feet	Vertical Change	-.38	5 ft	5	REF		
8168	468.7 to 494.6 feet	Cross Slope (Driveway)	9.0-10.0%	5 ft	130	SF	$40	$5,180
49729	477.2 to 478.2 feet	Vertical Change	-.34	5 ft	5	REF		
47988	497.0 to 498.0 feet	Vertical Change	-.4	5 ft	5	REF		
8172	497.6 to 516.4 feet	Cross Slope (PAR)	3.0-4.0%	5 ft	94	SF	$120	$11,280
49099	501.8 to 502.8 feet	Vertical Change	-.36	5 ft	5	REF		
49402	506.3 to 507.3 feet	Vertical Change	-.35	5 ft	5	REF		
49100	511.5 to 512.5 feet	Vertical Change	-.36	5 ft	5	REF		

Funding Source: TBD **Year to be Completed** TBD

Street Side	Run ID	Survey Street Name	Starting Street Name	End Street Name	Priority
N	1908221346	OAK CT	ELM AVE	ELM AVE	106

ID	Dist. from Corner	Barrier Type	As-is Measurement/Notes	Sidewalk Width	Qty	Unit	Cost	Total
8173	516.4 to 539.5 feet	Cross Slope (PAR)	2.0-3.0%	5 ft	116	SF	$120	**$13,860**
53641	516.7 to 517.7 feet	**Vertical Change**	-.26	5 ft	5	REF		
8175	539.5 to 548.2 feet	Cross Slope (PAR)	4.0-5.0%	5 ft	44	SF	$120	**$5,220**
58271	541.7 to 577.2 feet	Driveway				REF		
8177	549.8 to 553.8 feet	**Cross Slope (Driveway)**	8.0-9.0%	5 ft	20	SF	$40	**$800**
8179	553.8 to 575.5 feet	**Cross Slope (Driveway)**	10.0-11.0%	5 ft	109	SF	$40	**$4,340**
52134	578.8 to 579.8 feet	**Vertical Change**	-.29	5 ft	5	REF		
8182	579.0 to 580.1 feet	Cross Slope (PAR)	3.0-4.0%	5 ft	6	SF	$120	**$660**
8183	580.1 to 588.4 feet	Cross Slope (PAR)	2.0-3.0%	5 ft	42	SF	$120	**$4,980**
58272	583.7 to 607.8 feet	Driveway				REF		
8185	592.1 to 605.9 feet	**Cross Slope (Driveway)**	9.0-10.0%	5 ft	69	SF	$40	**$2,760**
53103	597.7 to 598.7 feet	**Vertical Change**	-.27	5 ft	5	REF		
40273	604.7 to 606.6 feet	Running Slope	6.0-7.0%	5 ft	9	REF		
46410	608.9 to 609.9 feet	**Vertical Change**	-.46	5 ft	5	REF		
8188	609.7 to 638.8 feet	Cross Slope (PAR)	2.0-3.0%	5 ft	145	SF	$120	**$17,460**
48518	617.6 to 618.6 feet	**Vertical Change**	-.38	5 ft	5	REF		
48235	622.4 to 623.4 feet	**Vertical Change**	-.39	5 ft	5	REF		
45758	627.5 to 628.5 feet	**Vertical Change**	-.49	5 ft	5	REF		
48236	632.4 to 633.4 feet	**Vertical Change**	-.39	5 ft	5	REF		
47325	637.3 to 638.3 feet	**Vertical Change**	-.42	5 ft	5	REF		

TOTAL COST FOR: N *side of* **OAK CT** *Starting at:* **ELM AVE** **$240,810.00**

Funding Source: TBD **Year to be Completed** TBD

Street Side	Run ID	Survey Street Name	Starting Street Name	End Street Name	Priority
E	1908230914	OLEANDER DR	CYPRESS LN	HOWELL RD	95.25

ID	Dist. from Corner	Barrier Type	As-is Measurement/Notes	Sidewalk Width	Qty	Unit	Cost	Total
53253	6.0 to 7.0 feet	Vertical Change	-.27	5 ft	5	LF	$75	$375
48608	14.1 to 15.1 feet	Vertical Change	-.38	5 ft	5	LF	$75	$375
58562	14.7 to 54.8 feet	Driveway				REF		
52759	17.5 to 18.5 feet	Vertical Change	-.28	5 ft	5	REF		
11831	22.1 to 27.9 feet	Cross Slope (Driveway)	2.0-3.0%	5 ft	29	SF	$40	$1,160
53777	26.4 to 27.4 feet	Vertical Change	-.26	5 ft	5	REF		
52760	34.4 to 35.4 feet	Vertical Change	-.28	5 ft	5	REF		
49508	42.3 to 43.3 feet	Vertical Change	-.35	5 ft	5	REF		
11833	47.8 to 55.4 feet	Cross Slope (Driveway)	2.0-3.0%	5 ft	38	SF	$40	$1,520
47654	50.2 to 51.2 feet	Vertical Change	-.41	5 ft	5	REF		
52761	54.5 to 55.5 feet	Vertical Change	-.28	5 ft	5	REF		
11836	58.6 to 66.2 feet	Cross Slope (PAR)	2.0-3.0%	5 ft	38	SF	$120	$4,560
43627	66.1 to 67.1 feet	Vertical Change	-.6	5 ft	5	REF		
58563	67.8 to 98.2 feet	Driveway				REF		
47409	71.0 to 72.0 feet	Vertical Change	-.42	5 ft	5	REF		
11837	73.7 to 76.7 feet	Cross Slope (Driveway)	2.0-3.0%	5 ft	15	SF	$40	$600
45820	75.4 to 76.4 feet	Vertical Change	-.49	5 ft	5	REF		
11839	76.7 to 95.4 feet	Cross Slope (Driveway)	4.0-5.0%	5 ft	94	SF	$40	$3,740
41869	80.9 to 81.9 feet	Vertical Change	-.81	5 ft	5	REF		
41482	86.0 to 87.0 feet	Vertical Change	-1.12	5 ft	5	REF		
43472	90.9 to 91.9 feet	Vertical Change	-.61	5 ft	5	REF		
11841	95.4 to 104.6 feet	Cross Slope (Driveway)	2.0-3.0%	5 ft	46	SF	$40	$1,840
41300	95.9 to 96.9 feet	Vertical Change	-1.57	5 ft	5	REF		
42923	96.9 to 97.9 feet	Vertical Change	-.65	5 ft	5	REF		
42061	103.5 to 104.5 feet	Vertical Change	-.76	5 ft	5	REF		
43309	110.4 to 111.4 feet	Vertical Change	-.62	5 ft	5	SF	$75	$375
42102	119.9 to 120.9 feet	Vertical Change	-.75	5 ft	5	SF	$75	$375
47410	129.5 to 130.5 feet	Vertical Change	-.42	5 ft	5	REF		

Funding Source: TBD **Year to be Completed** TBD

Street Side	Run ID	Survey Street Name	Starting Street Name	End Street Name	Priority
E	1908230914	OLEANDER DR	CYPRESS LN	HOWELL RD	95.25

ID	Dist. from Corner	Barrier Type	As-is Measurement/Notes	Sidewalk Width	Qty	Unit	Cost	Total
11842	129.6 to 163.1 feet	Cross Slope (PAR)	2.0-3.0%	5 ft	168	SF	$120	**$20,100**
42409	139.3 to 140.3 feet	**Vertical Change**	-.7	5 ft	5	REF		
44935	148.8 to 149.8 feet	**Vertical Change**	-.53	5 ft	5	REF		
43167	158.5 to 159.5 feet	**Vertical Change**	-.63	5 ft	5	REF		
44307	163.1 to 164.1 feet	**Vertical Change**	-.56	5 ft	5	REF		
58564	163.9 to 186.3 feet	Driveway				REF		
41449	167.6 to 168.6 feet	**Vertical Change**	-1.16	5 ft	5	REF		
11843	171.2 to 179.8 feet	**Cross Slope (Driveway)**	10.0-11.0%	5 ft	43	SF	$40	**$1,720**
42245	176.7 to 177.7 feet	**Vertical Change**	-.72	5 ft	5	REF		
11845	179.8 to 184.1 feet	**Cross Slope (Driveway)**	8.0-9.0%	5 ft	22	SF	$40	**$860**
40368	183.7 to 185.0 feet	Running Slope	6.0-7.0%	5 ft	7	REF		
44520	186.1 to 187.1 feet	**Vertical Change**	-.55	5 ft	5	REF		
43629	205.9 to 206.9 feet	**Vertical Change**	-.6	5 ft	5	SF	$75	**$375**
58566	206.7 to 244.3 feet	Driveway				REF		
43310	210.8 to 214.1 feet	**Vertical Change**	-.62	5 ft	17	REF		
56994	213.2 to 214.2 feet	**Vertical Change**	.59	5 ft	5	REF		
11851	213.3 to 216.1 feet	**Cross Slope (Driveway)**	2.0-3.0%	5 ft	14	SF	$40	**$560**
43778	215.4 to 216.4 feet	**Vertical Change**	-.59	5 ft	5	REF		
44521	219.7 to 220.7 feet	**Vertical Change**	-.55	5 ft	5	REF		
43630	224.0 to 225.0 feet	**Vertical Change**	-.6	5 ft	5	REF		
11852	224.6 to 234.6 feet	**Cross Slope (Driveway)**	2.0-3.0%	5 ft	50	SF	$40	**$2,000**
43032	228.1 to 229.1 feet	**Vertical Change**	-.64	5 ft	5	REF		
43033	232.1 to 233.1 feet	**Vertical Change**	-.64	5 ft	5	REF		
42924	235.8 to 236.8 feet	**Vertical Change**	-.65	5 ft	5	REF		
11853	238.8 to 250.6 feet	**Cross Slope (Driveway)**	2.0-3.0%	5 ft	59	SF	$40	**$2,360**
43631	240.2 to 241.2 feet	**Vertical Change**	-.6	5 ft	5	REF		
45315	243.8 to 244.8 feet	**Vertical Change**	-.51	5 ft	5	REF		
57130	243.9 to 244.9 feet	**Vertical Change**	.61	5 ft	5	REF		

Funding Source: TBD **Year to be Completed** TBD

Street Side	Run ID	Survey Street Name	Starting Street Name	End Street Name	Priority
E	1908230914	OLEANDER DR	CYPRESS LN	HOWELL RD	95.25

ID	Dist. from Corner	Barrier Type	As-is Measurement/Notes	Sidewalk Width	Qty	Unit	Cost	Total
41209	244.6 to 245.6 feet	Vertical Change	-2.32	5 ft	5	REF		
47411	249.1 to 250.1 feet	Vertical Change	-.42	5 ft	5	REF		
52284	253.4 to 254.4 feet	Vertical Change	-.29	5 ft	5	LF	$75	**$375**
44522	262.6 to 263.6 feet	Vertical Change	-.55	5 ft	5	SF	$75	**$375**
45611	272.4 to 273.4 feet	Vertical Change	-.5	5 ft	5	SF	$75	**$375**
48054	282.1 to 283.1 feet	Vertical Change	-.4	5 ft	5	LF	$75	**$375**
58567	282.7 to 324.4 feet	Driveway				REF		
54095	287.2 to 288.2 feet	Vertical Change	-.25	5 ft	5	REF		
11856	290.4 to 304.8 feet	Cross Slope (Driveway)	2.0-3.0%	5 ft	72	SF	$40	**$2,880**
41733	291.4 to 292.4 feet	Vertical Change	-.88	5 ft	5	REF		
46248	295.6 to 296.6 feet	Vertical Change	-.47	5 ft	5	REF		
45612	299.9 to 300.9 feet	Vertical Change	-.5	5 ft	5	REF		
45613	304.0 to 305.0 feet	Vertical Change	-.5	5 ft	5	REF		
44936	307.9 to 308.9 feet	Vertical Change	-.53	5 ft	5	REF		
11859	310.6 to 322.8 feet	Cross Slope (Driveway)	2.0-3.0%	5 ft	61	SF	$40	**$2,440**
44937	311.8 to 312.8 feet	Vertical Change	-.53	5 ft	5	REF		
44308	315.9 to 316.9 feet	Vertical Change	-.56	5 ft	5	REF		
44523	319.9 to 320.9 feet	Vertical Change	-.55	5 ft	5	REF		
50163	329.0 to 330.0 feet	Vertical Change	-.33	5 ft	5	LF	$75	**$375**
49836	339.8 to 340.8 feet	Vertical Change	-.34	5 ft	5	LF	$75	**$375**
58568	341.1 to 371.0 feet	Driveway				REF		
11862	350.8 to 359.8 feet	Cross Slope (Driveway)	2.0-3.0%	5 ft	45	SF	$40	**$1,800**
44747	354.3 to 355.3 feet	Vertical Change	-.54	5 ft	5	REF		
41955	359.5 to 360.5 feet	Vertical Change	-.79	5 ft	5	REF		
43632	364.5 to 365.5 feet	Vertical Change	-.6	5 ft	5	REF		
11863	366.0 to 369.1 feet	Cross Slope (Driveway)	2.0-3.0%	5 ft	16	SF	$40	**$620**
11865	369.1 to 372.7 feet	Cross Slope (Driveway)	4.0-5.0%	5 ft	18	SF	$40	**$720**
11867	372.7 to 386.3 feet	Cross Slope (PAR)	2.0-3.0%	5 ft	68	SF	$120	**$8,160**

Funding Source: TBD **Year to be Completed** TBD

Street Side	Run ID	Survey Street Name	Starting Street Name	End Street Name	Priority
E	1908230914	OLEANDER DR	CYPRESS LN	HOWELL RD	95.25

ID	Dist. from Corner	Barrier Type	As-is Measurement/Notes	Sidewalk Width	Qty	Unit	Cost	Total
43473	374.6 to 375.6 feet	**Vertical Change**	-.61	5 ft	5	REF		
42603	382.2 to 383.2 feet	**Vertical Change**	-.68	5 ft	5	REF		
11869	386.3 to 395.8 feet	Cross Slope (PAR)	4.0-5.0%	5 ft	48	SF	$120	**$5,700**
42806	394.9 to 395.9 feet	**Vertical Change**	-.66	5 ft	5	REF		
11871	395.8 to 397.8 feet	Cross Slope (PAR)	2.0-3.0%	5 ft	10	SF	$120	**$1,200**

TOTAL COST FOR: E *side of* **OLEANDER DR** *Starting at:* **CYPRESS LN** **$68,665.00**

Funding Source: TBD **Year to be Completed** TBD

Street Side	Run ID	Survey Street Name	Starting Street Name	End Street Name	Priority
W	1908230916	OLEANDER DR	HOWELL RD	PEACH DR	33

ID	Dist. from Corner	Barrier Type	As-is Measurement/Notes	Sidewalk Width	Qty	Unit	Cost	Total
11872	4.0 to 7.7 feet	Cross Slope (PAR)	2.0-3.0%	5 ft	19	SF	$120	**$2,220**
42320	7.5 to 8.5 feet	**Vertical Change**	-.71	5 ft	5	REF		
51862	9.8 to 13.1 feet	**Vertical Change**	-.3	5 ft	16	LF	$75	**$1,238**
49509	19.1 to 22.5 feet	**Vertical Change**	-.35	5 ft	17	LF	$75	**$1,275**
50164	26.4 to 27.4 feet	**Vertical Change**	-.33	5 ft	5	LF	$75	**$375**
45316	33.8 to 34.8 feet	**Vertical Change**	-.51	5 ft	5	SF	$75	**$375**
53778	103.6 to 104.6 feet	**Vertical Change**	-.26	5 ft	5	LF	$75	**$375**
52285	120.5 to 121.5 feet	**Vertical Change**	-.29	5 ft	5	LF	$75	**$375**
53779	125.3 to 126.3 feet	**Vertical Change**	-.26	5 ft	5	LF	$75	**$375**
11873	175.2 to 179.7 feet	Cross Slope (PAR)	2.0-3.0%	5 ft	23	SF	$120	**$2,700**

TOTAL COST FOR: W *side of* **OLEANDER DR** *Starting at:* **HOWELL RD** **$9,307.50**

Funding Source: TBD **Year to be Completed** TBD

Street Side	Run ID	Survey Street Name	Starting Street Name	End Street Name	Priority
E	1908230912	OLEANDER DR	PARKRIDGE DR	CYPRESS LN	101

ID	Dist. from Corner	Barrier Type	As-is Measurement/Notes	Sidewalk Width	Qty	Unit	Cost	Total
11757	0.0 to 32.0 feet	Cross Slope (PAR)	2.0-3.0%	5 ft	160	SF	$120	**$19,200**
41459	6.4 to 7.4 feet	Vertical Change	-1.14	5 ft	5	REF		
47407	13.9 to 14.9 feet	Vertical Change	-.42	5 ft	5	REF		
43471	21.6 to 22.6 feet	Vertical Change	-.61	5 ft	5	REF		
58555	24.7 to 53.0 feet	Driveway				REF		
50160	27.4 to 28.4 feet	Vertical Change	-.33	5 ft	5	REF		
41520	31.3 to 32.3 feet	Vertical Change	-1.07	5 ft	5	REF		
11759	32.9 to 34.3 feet	Cross Slope (Driveway)	5.0-6.0%	5 ft	7	SF	$40	**$280**
11760	34.3 to 36.5 feet	Cross Slope (Driveway)	6.0-7.0%	5 ft	11	SF	$40	**$440**
11761	36.5 to 47.9 feet	Cross Slope (Driveway)	5.0-6.0%	5 ft	57	SF	$40	**$2,280**
46246	37.5 to 38.5 feet	Vertical Change	-.47	5 ft	5	REF		
47156	47.1 to 48.1 feet	Vertical Change	-.43	5 ft	5	REF		
11764	47.9 to 53.5 feet	Cross Slope (Driveway)	6.0-7.0%	5 ft	28	SF	$40	**$1,120**
44515	52.2 to 53.2 feet	Vertical Change	-.55	5 ft	5	REF		
11767	54.4 to 61.0 feet	Cross Slope (PAR)	4.0-5.0%	5 ft	33	SF	$120	**$3,960**
43942	56.2 to 57.2 feet	Vertical Change	-.58	5 ft	5	REF		
11769	61.0 to 70.8 feet	Cross Slope (PAR)	2.0-3.0%	5 ft	49	SF	$120	**$5,880**
54093	62.2 to 63.2 feet	Vertical Change	-.25	5 ft	5	REF		
58556	64.2 to 103.1 feet	Driveway				REF		
44305	67.6 to 68.6 feet	Vertical Change	-.56	5 ft	5	REF		
44306	71.7 to 72.7 feet	Vertical Change	-.56	5 ft	5	REF		
11771	72.4 to 77.7 feet	Cross Slope (Driveway)	5.0-6.0%	5 ft	26	SF	$40	**$1,060**
46705	76.6 to 77.6 feet	Vertical Change	-.45	5 ft	5	REF		
56630	76.7 to 77.7 feet	Vertical Change	.45	5 ft	5	REF		
11774	77.7 to 80.4 feet	Cross Slope (Driveway)	3.0-4.0%	5 ft	14	SF	$40	**$540**
44516	80.4 to 81.4 feet	Vertical Change	-.55	5 ft	5	REF		
11775	80.4 to 87.1 feet	Cross Slope (Driveway)	2.0-3.0%	5 ft	33	SF	$40	**$1,340**
43943	83.5 to 84.5 feet	Vertical Change	-.58	5 ft	5	REF		

Funding Source: TBD **Year to be Completed** TBD

Street Side	Run ID	Survey Street Name	Starting Street Name	End Street Name	Priority
E	1908230912	OLEANDER DR	PARKRIDGE DR	CYPRESS LN	101

ID	Dist. from Corner	Barrier Type	As-is Measurement/Notes	Sidewalk Width	Qty	Unit	Cost	Total
11777	87.1 to 90.6 feet	Cross Slope (Driveway)	4.0-5.0%	5 ft	18	SF	$40	**$700**
44517	87.8 to 88.8 feet	Vertical Change	-.55	5 ft	5	REF		
11779	90.6 to 100.1 feet	Cross Slope (Driveway)	2.0-3.0%	5 ft	48	SF	$40	**$1,900**
43944	91.6 to 92.6 feet	Vertical Change	-.58	5 ft	5	REF		
43945	95.1 to 96.1 feet	Vertical Change	-.58	5 ft	5	REF		
43946	99.6 to 100.6 feet	Vertical Change	-.58	5 ft	5	REF		
11781	100.1 to 105.2 feet	Cross Slope (Driveway)	4.0-5.0%	5 ft	26	SF	$40	**$1,020**
45610	103.9 to 104.9 feet	Vertical Change	-.5	5 ft	5	REF		
11785	106.1 to 119.7 feet	Cross Slope (PAR)	2.0-3.0%	5 ft	68	SF	$120	**$8,160**
47408	112.2 to 113.2 feet	Vertical Change	-.42	5 ft	5	REF		
50161	122.1 to 123.1 feet	Vertical Change	-.33	5 ft	5	LF	$75	**$375**
48052	132.1 to 133.1 feet	Vertical Change	-.4	5 ft	5	LF	$75	**$375**
53251	142.1 to 143.1 feet	Vertical Change	-.27	5 ft	5	LF	$75	**$375**
58557	145.6 to 181.8 feet	Driveway				REF		
11786	150.5 to 151.9 feet	Cross Slope (Driveway)	2.0-3.0%	5 ft	7	SF	$40	**$280**
47157	151.9 to 152.9 feet	Vertical Change	-.43	5 ft	5	REF		
11787	155.7 to 169.0 feet	Cross Slope (Driveway)	10.0-11.0%	5 ft	67	SF	$40	**$2,660**
45114	160.0 to 161.0 feet	Vertical Change	-.52	5 ft	5	REF		
44118	167.4 to 168.4 feet	Vertical Change	-.57	5 ft	5	REF		
11789	169.0 to 181.3 feet	Cross Slope (Driveway)	8.0-9.0%	5 ft	62	SF	$40	**$2,460**
43307	175.3 to 176.3 feet	Vertical Change	-.62	5 ft	5	REF		
43947	183.1 to 184.1 feet	Vertical Change	-.58	5 ft	5	SF	$75	**$375**
11792	184.4 to 206.0 feet	Cross Slope (PAR)	2.0-3.0%	5 ft	108	SF	$120	**$12,960**
44745	189.6 to 190.6 feet	Vertical Change	-.54	5 ft	5	REF		
52283	196.3 to 197.3 feet	Vertical Change	-.29	5 ft	5	REF		
58558	196.8 to 226.5 feet	Driveway				REF		
43165	200.9 to 201.9 feet	Vertical Change	-.63	5 ft	5	REF		
45115	205.9 to 206.9 feet	Vertical Change	-.52	5 ft	5	REF		

Funding Source: TBD **Year to be Completed** TBD

Street Side	Run ID	Survey Street Name	Starting Street Name	End Street Name	Priority
E	1908230912	OLEANDER DR	PARKRIDGE DR	CYPRESS LN	101

ID	Dist. from Corner	Barrier Type	As-is Measurement/Notes	Sidewalk Width	Qty	Unit	Cost	Total
11794	206.0 to 208.0 feet	Cross Slope (Driveway)	4.0-5.0%	5 ft	10	SF	$40	**$400**
11796	208.0 to 211.7 feet	Cross Slope (Driveway)	6.0-7.0%	5 ft	19	SF	$40	**$740**
44746	211.1 to 212.1 feet	Vertical Change	-.54	5 ft	5	REF		
11797	211.7 to 222.5 feet	Cross Slope (Driveway)	5.0-6.0%	5 ft	54	SF	$40	**$2,160**
43948	216.1 to 217.1 feet	Vertical Change	-.58	5 ft	5	REF		
44933	220.9 to 221.9 feet	Vertical Change	-.53	5 ft	5	REF		
11798	222.5 to 224.8 feet	Cross Slope (Driveway)	6.0-7.0%	5 ft	12	SF	$40	**$460**
11799	224.8 to 228.1 feet	Cross Slope (Driveway)	5.0-6.0%	5 ft	17	SF	$40	**$660**
41754	226.1 to 227.1 feet	Vertical Change	-.87	5 ft	5	REF		
11801	228.1 to 231.4 feet	Cross Slope (PAR)	3.0-4.0%	5 ft	17	SF	$120	**$1,980**
11802	231.4 to 250.1 feet	Cross Slope (PAR)	2.0-3.0%	5 ft	94	SF	$120	**$11,220**
46031	232.0 to 233.0 feet	Vertical Change	-.48	5 ft	5	REF		
48607	238.9 to 239.9 feet	Vertical Change	-.38	5 ft	5	REF		
43949	248.5 to 249.5 feet	Vertical Change	-.58	5 ft	5	REF		
11805	254.8 to 296.3 feet	Cross Slope (PAR)	2.0-3.0%	5 ft	208	SF	$120	**$24,900**
42101	258.2 to 259.2 feet	Vertical Change	-.75	5 ft	5	REF		
43031	268.1 to 269.1 feet	Vertical Change	-.64	5 ft	5	REF		
42602	277.7 to 278.7 feet	Vertical Change	-.68	5 ft	5	REF		
43308	287.4 to 288.4 feet	Vertical Change	-.62	5 ft	5	REF		
58559	289.1 to 316.8 feet	Driveway				REF		
41325	296.8 to 297.8 feet	Vertical Change	-1.48	5 ft	5	REF		
11808	299.7 to 315.1 feet	Cross Slope (Driveway)	8.0-9.0%	5 ft	77	SF	$40	**$3,080**
44119	306.8 to 307.8 feet	Vertical Change	-.57	5 ft	5	REF		
44518	316.9 to 317.9 feet	Vertical Change	-.55	5 ft	5	REF		
11810	318.4 to 320.2 feet	Cross Slope (PAR)	3.0-4.0%	5 ft	9	SF	$120	**$1,080**
11811	320.2 to 341.0 feet	Cross Slope (PAR)	2.0-3.0%	5 ft	104	SF	$120	**$12,480**
44934	329.1 to 330.1 feet	Vertical Change	-.53	5 ft	5	REF		
58560	330.6 to 374.1 feet	Driveway				REF		

Funding Source: TBD **Year to be Completed** TBD

Street Side	Run ID	Survey Street Name	Starting Street Name	End Street Name	Priority
E	1908230912	OLEANDER DR	PARKRIDGE DR	CYPRESS LN	101

ID	Dist. from Corner	Barrier Type	As-is Measurement/Notes	Sidewalk Width	Qty	Unit	Cost	Total
44519	340.7 to 341.7 feet	Vertical Change	-.55	5 ft	5	REF		
11813	341.0 to 370.4 feet	Cross Slope (Driveway)	4.0-5.0%	5 ft	147	SF	$40	**$5,880**
48053	344.9 to 345.9 feet	Vertical Change	-.4	5 ft	5	REF		
45116	348.9 to 349.9 feet	Vertical Change	-.52	5 ft	5	REF		
47158	352.9 to 353.9 feet	Vertical Change	-.43	5 ft	5	REF		
47653	356.8 to 357.8 feet	Vertical Change	-.41	5 ft	5	REF		
46927	360.7 to 361.7 feet	Vertical Change	-.44	5 ft	5	REF		
48338	364.7 to 365.7 feet	Vertical Change	-.39	5 ft	5	REF		
11817	370.4 to 373.2 feet	Cross Slope (Driveway)	6.0-7.0%	5 ft	14	SF	$40	**$560**
54094	370.8 to 371.8 feet	Vertical Change	-.25	5 ft	5	REF		
11818	373.2 to 374.2 feet	Cross Slope (Driveway)	5.0-6.0%	5 ft	5	SF	$40	**$200**
11819	375.0 to 378.8 feet	Cross Slope (PAR)	3.0-4.0%	5 ft	19	SF	$120	**$2,280**
11820	378.8 to 382.0 feet	Cross Slope (PAR)	2.0-3.0%	5 ft	16	SF	$120	**$1,920**
49507	380.2 to 381.2 feet	Vertical Change	-.35	5 ft	5	REF		
53252	386.5 to 387.5 feet	Vertical Change	-.27	5 ft	5	LF	$75	**$375**
52758	396.0 to 397.0 feet	Vertical Change	-.28	5 ft	5	LF	$75	**$375**
11821	400.3 to 407.8 feet	Cross Slope (PAR)	2.0-3.0%	5 ft	38	SF	$120	**$4,500**
58561	400.6 to 426.6 feet	Driveway				REF		
50162	401.1 to 402.1 feet	Vertical Change	-.33	5 ft	5	REF		
11823	407.8 to 423.4 feet	Cross Slope (Driveway)	4.0-5.0%	5 ft	78	SF	$40	**$3,120**
45819	410.9 to 411.9 feet	Vertical Change	-.49	5 ft	5	REF		
43166	415.8 to 416.8 feet	Vertical Change	-.63	5 ft	5	REF		
44120	421.1 to 425.1 feet	Vertical Change	-.57	5 ft	20	REF		
11827	423.4 to 425.6 feet	Cross Slope (Driveway)	6.0-7.0%	5 ft	11	SF	$40	**$440**
11828	425.6 to 426.6 feet	Cross Slope (Driveway)	5.0-6.0%	5 ft	5	SF	$40	**$200**
11829	427.4 to 449.7 feet	Cross Slope (Driveway)	3.0-4.0%	5 ft	112	SF	$40	**$4,460**
50944	430.7 to 433.8 feet	Vertical Change	-.31	5 ft	16	REF		
49834	442.2 to 443.2 feet	Vertical Change	-.34	5 ft	5	REF		

Funding Source: TBD **Year to be Completed** TBD

Street Side	Run ID	Survey Street Name	Starting Street Name	End Street Name	Priority
E	1908230912	OLEANDER DR	PARKRIDGE DR	CYPRESS LN	101

ID	Dist. from Corner	Barrier Type	As-is Measurement/Notes	Sidewalk Width	Qty	Unit	Cost	Total
11830	449.7 to 456.2 feet	Cross Slope (PAR)	2.0-3.0%	5 ft	33	SF	$120	**$3,900**
48905	451.6 to 452.6 feet	**Vertical Change**	-.37	5 ft	5	REF		
46247	456.0 to 457.0 feet	**Vertical Change**	-.47	5 ft	5	REF		

TOTAL COST FOR: E *side of* **OLEANDER DR** *Starting at:* **PARKRIDGE DR** **$155,110.00**

Funding Source: TBD **Year to be Completed** TBD

Street Side	Run ID	Survey Street Name	Starting Street Name	End Street Name	Priority
W	1908230919	OLEANDER DR	PEACH DR	PARKRIDGE DR	85

ID	Dist. from Corner	Barrier Type	As-is Measurement/Notes	Sidewalk Width	Qty	Unit	Cost	Total
47159	0.4 to 1.4 feet	Vertical Change	-.43	5 ft	5	LF	$75	**$375**
11874	1.6 to 116.5 feet	Cross Slope (PAR)	2.0-3.0%	5 ft	575	SF	$120	**$68,940**
46033	5.2 to 6.2 feet	Vertical Change	-.48	5 ft	5	REF		
46706	12.5 to 13.5 feet	Vertical Change	-.45	5 ft	5	REF		
52286	41.1 to 42.1 feet	Vertical Change	-.29	5 ft	5	REF		
49187	69.9 to 70.9 feet	Vertical Change	-.36	5 ft	5	REF		
46929	95.0 to 96.0 feet	Vertical Change	-.44	5 ft	5	REF		
44938	105.0 to 106.0 feet	Vertical Change	-.53	5 ft	5	REF		
58569	106.0 to 147.8 feet	Driveway				REF		
50945	115.0 to 116.5 feet	Vertical Change	-.31	5 ft	8	REF		
11881	116.5 to 126.8 feet	Cross Slope (Driveway)	4.0-5.0%	5 ft	52	SF	$40	**$2,060**
45821	119.1 to 120.1 feet	Vertical Change	-.49	5 ft	5	REF		
45614	123.3 to 124.3 feet	Vertical Change	-.5	5 ft	5	REF		
11883	126.8 to 138.7 feet	Cross Slope (Driveway)	2.0-3.0%	5 ft	59	SF	$40	**$2,380**
45117	127.4 to 128.4 feet	Vertical Change	-.52	5 ft	5	REF		
45118	131.3 to 132.3 feet	Vertical Change	-.52	5 ft	5	REF		
46249	135.3 to 136.3 feet	Vertical Change	-.47	5 ft	5	REF		
45317	139.4 to 140.4 feet	Vertical Change	-.51	5 ft	5	REF		
44748	143.5 to 144.5 feet	Vertical Change	-.54	5 ft	5	REF		
11886	146.9 to 170.6 feet	Cross Slope (Driveway)	2.0-3.0%	5 ft	119	SF	$40	**$4,740**
46484	148.1 to 149.1 feet	Vertical Change	-.46	5 ft	5	REF		
49188	153.1 to 154.1 feet	Vertical Change	-.36	5 ft	5	REF		
45615	160.4 to 161.4 feet	Vertical Change	-.5	5 ft	5	REF		
58570	163.8 to 202.8 feet	Driveway				REF		
44749	170.6 to 171.6 feet	Vertical Change	-.54	5 ft	5	REF		
11888	173.4 to 186.4 feet	Cross Slope (Driveway)	8.0-9.0%	5 ft	65	SF	$40	**$2,600**
46707	178.5 to 179.5 feet	Vertical Change	-.45	5 ft	5	REF		
52762	182.2 to 183.2 feet	Vertical Change	-.28	5 ft	5	REF		

Funding Source: TBD **Year to be Completed** TBD

Street Side	Run ID	Survey Street Name	Starting Street Name	End Street Name	Priority
W	1908230919	OLEANDER DR	PEACH DR	PARKRIDGE DR	85

ID	Dist. from Corner	Barrier Type	As-is Measurement/Notes	Sidewalk Width	Qty	Unit	Cost	Total
48340	186.3 to 187.3 feet	Vertical Change	-.39	5 ft	5	REF		
11890	186.4 to 192.7 feet	Cross Slope (Driveway)	6.0-7.0%	5 ft	32	SF	$40	**$1,260**
47655	190.2 to 191.2 feet	Vertical Change	-.41	5 ft	5	REF		
11892	192.7 to 198.6 feet	Cross Slope (Driveway)	8.0-9.0%	5 ft	30	SF	$40	**$1,180**
47412	194.2 to 195.2 feet	Vertical Change	-.42	5 ft	5	REF		
11894	198.6 to 199.9 feet	Cross Slope (Driveway)	10.0-11.0%	5 ft	7	SF	$40	**$260**
11895	203.7 to 257.4 feet	Cross Slope (PAR)	3.0-4.0%	5 ft	268	SF	$120	**$32,220**
46708	206.6 to 207.6 feet	Vertical Change	-.45	5 ft	5	REF		
45119	220.3 to 221.3 feet	Vertical Change	-.52	5 ft	5	REF		
45822	230.2 to 231.2 feet	Vertical Change	-.49	5 ft	5	REF		
44939	240.3 to 241.3 feet	Vertical Change	-.53	5 ft	5	REF		
48055	250.2 to 251.2 feet	Vertical Change	-.4	5 ft	5	REF		
58571	253.0 to 281.3 feet	Driveway				REF		
11898	257.4 to 270.7 feet	Cross Slope (Driveway)	2.0-3.0%	5 ft	67	SF	$40	**$2,660**
51864	260.1 to 261.1 feet	Vertical Change	-.3	5 ft	5	REF		
44940	265.4 to 266.4 feet	Vertical Change	-.53	5 ft	5	REF		
11901	274.9 to 299.0 feet	Cross Slope (Driveway)	2.0-3.0%	5 ft	121	SF	$40	**$4,820**
49189	275.8 to 276.8 feet	Vertical Change	-.36	5 ft	5	REF		
49837	281.2 to 282.2 feet	Vertical Change	-.34	5 ft	5	REF		
58572	288.4 to 319.1 feet	Driveway				REF		
49510	292.9 to 293.9 feet	Vertical Change	-.35	5 ft	5	REF		
48906	297.3 to 298.3 feet	Vertical Change	-.37	5 ft	5	REF		
11904	299.0 to 331.9 feet	Cross Slope (Driveway)	4.0-5.0%	5 ft	165	SF	$40	**$6,580**
45318	302.6 to 303.6 feet	Vertical Change	-.51	5 ft	5	REF		
45319	307.7 to 308.7 feet	Vertical Change	-.51	5 ft	5	REF		
44941	313.0 to 314.0 feet	Vertical Change	-.53	5 ft	5	REF		
50165	317.9 to 319.5 feet	Vertical Change	-.33	5 ft	8	REF		
11911	331.9 to 375.8 feet	Cross Slope (PAR)	2.0-3.0%	5 ft	220	SF	$120	**$26,340**

Funding Source: TBD **Year to be Completed** TBD

Street Side	Run ID	Survey Street Name	Starting Street Name	End Street Name	Priority
W	1908230919	OLEANDER DR	PEACH DR	PARKRIDGE DR	85

ID	Dist. from Corner	Barrier Type	As-is Measurement/Notes	Sidewalk Width	Qty	Unit	Cost	Total
48056	335.8 to 336.8 feet	Vertical Change	-.4	5 ft	5	REF		
44309	345.8 to 346.8 feet	Vertical Change	-.56	5 ft	5	REF		
51865	355.6 to 356.6 feet	Vertical Change	-.3	5 ft	5	REF		
43633	365.4 to 366.4 feet	Vertical Change	-.6	5 ft	5	REF		
58573	366.9 to 406.5 feet	Driveway				REF		
51866	371.1 to 372.1 feet	Vertical Change	-.3	5 ft	5	REF		
50166	375.6 to 376.6 feet	Vertical Change	-.33	5 ft	5	REF		
11916	378.9 to 405.3 feet	Cross Slope (Driveway)	9.0-10.0%	5 ft	132	SF	$40	**$5,280**
44121	399.3 to 400.3 feet	Vertical Change	-.57	5 ft	5	REF		
11920	408.5 to 409.5 feet	Cross Slope (PAR)	2.0-3.0%	5 ft	5	SF	$120	**$600**
49190	411.2 to 412.2 feet	Vertical Change	-.36	5 ft	5	LF	$75	**$375**
48057	415.1 to 416.1 feet	Vertical Change	-.4	5 ft	5	LF	$75	**$375**
11921	418.9 to 424.1 feet	Cross Slope (PAR)	2.0-3.0%	5 ft	26	SF	$120	**$3,120**
58574	419.0 to 444.8 feet	Driveway				REF		
49838	419.9 to 420.9 feet	Vertical Change	-.34	5 ft	5	REF		
45120	424.4 to 425.4 feet	Vertical Change	-.52	5 ft	5	REF		
11922	424.9 to 453.7 feet	Cross Slope (Driveway)	4.0-5.0%	5 ft	144	SF	$40	**$5,760**
46485	439.7 to 440.7 feet	Vertical Change	-.46	5 ft	5	REF		
41547	445.1 to 446.1 feet	Vertical Change	-1.03	5 ft	5	REF		
45121	450.0 to 451.0 feet	Vertical Change	-.52	5 ft	5	REF		
11930	453.7 to 505.6 feet	Cross Slope (PAR)	2.0-3.0%	5 ft	260	SF	$120	**$31,140**
44750	456.1 to 457.1 feet	Vertical Change	-.54	5 ft	5	REF		
45616	466.1 to 467.1 feet	Vertical Change	-.5	5 ft	5	REF		
41483	476.2 to 477.2 feet	Vertical Change	-1.12	5 ft	5	REF		
43950	486.0 to 487.0 feet	Vertical Change	-.58	5 ft	5	REF		
45122	495.9 to 496.9 feet	Vertical Change	-.52	5 ft	5	REF		
58575	496.8 to 537.6 feet	Driveway				REF		
43634	501.1 to 502.1 feet	Vertical Change	-.6	5 ft	5	REF		

Funding Source: TBD **Year to be Completed** TBD

Street Side	Run ID	Survey Street Name	Starting Street Name	End Street Name	Priority
W	1908230919	OLEANDER DR	PEACH DR	PARKRIDGE DR	85

ID	Dist. from Corner	Barrier Type	As-is Measurement/Notes	Sidewalk Width	Qty	Unit	Cost	Total
41808	505.5 to 506.5 feet	Vertical Change	-.84	5 ft	5	REF		
11934	505.6 to 535.1 feet	Cross Slope (Driveway)	4.0-5.0%	5 ft	148	SF	$40	**$5,900**
56956	507.1 to 508.1 feet	Vertical Change	.55	5 ft	5	REF		
44942	509.6 to 510.6 feet	Vertical Change	-.53	5 ft	5	REF		
43779	513.7 to 514.7 feet	Vertical Change	-.59	5 ft	5	REF		
45617	517.7 to 518.7 feet	Vertical Change	-.5	5 ft	5	REF		
43034	521.7 to 522.7 feet	Vertical Change	-.64	5 ft	5	REF		
44310	525.7 to 526.7 feet	Vertical Change	-.56	5 ft	5	REF		
45320	529.7 to 530.7 feet	Vertical Change	-.51	5 ft	5	REF		
44524	533.9 to 539.0 feet	Vertical Change	-.55	5 ft	26	REF		
11940	535.1 to 536.3 feet	Cross Slope (Driveway)	6.0-7.0%	5 ft	6	SF	$40	**$240**
11941	536.3 to 538.6 feet	Cross Slope (Driveway)	5.0-6.0%	5 ft	12	SF	$40	**$460**
11943	538.6 to 553.2 feet	Cross Slope (PAR)	3.0-4.0%	5 ft	73	SF	$120	**$8,760**
58576	544.2 to 585.3 feet	Driveway				REF		
45823	545.7 to 546.7 feet	Vertical Change	-.49	5 ft	5	REF		
50946	553.2 to 558.4 feet	Vertical Change	-.31	5 ft	26	REF		
11947	555.7 to 559.1 feet	Cross Slope (Driveway)	7.0-8.0%	5 ft	17	SF	$40	**$680**
11949	559.1 to 562.5 feet	Cross Slope (Driveway)	5.0-6.0%	5 ft	17	SF	$40	**$680**
44943	561.5 to 562.5 feet	Vertical Change	-.53	5 ft	5	REF		
11951	562.5 to 573.5 feet	Cross Slope (Driveway)	3.0-4.0%	5 ft	55	SF	$40	**$2,200**
44312	565.5 to 566.5 feet	Vertical Change	-.56	5 ft	5	REF		
44313	569.5 to 570.5 feet	Vertical Change	-.56	5 ft	5	REF		
45321	573.5 to 574.5 feet	Vertical Change	-.51	5 ft	5	REF		
11953	573.5 to 578.8 feet	Cross Slope (Driveway)	5.0-6.0%	5 ft	26	SF	$40	**$1,060**
44314	577.3 to 578.3 feet	Vertical Change	-.56	5 ft	5	REF		
11954	578.8 to 584.7 feet	Cross Slope (Driveway)	6.0-7.0%	5 ft	30	SF	$40	**$1,180**
46709	581.3 to 582.3 feet	Vertical Change	-.45	5 ft	5	REF		
43780	585.3 to 586.3 feet	Vertical Change	-.59	5 ft	5	REF		

Funding Source: TBD **Year to be Completed** TBD

Street Side	Run ID	Survey Street Name	Starting Street Name	End Street Name	Priority
W	1908230919	OLEANDER DR	PEACH DR	PARKRIDGE DR	85

ID	Dist. from Corner	Barrier Type	As-is Measurement/Notes	Sidewalk Width	Qty	Unit	Cost	Total
11956	585.6 to 595.2 feet	Cross Slope (PAR)	4.0-5.0%	5 ft	48	SF	$120	**$5,760**
48907	592.2 to 593.2 feet	**Vertical Change**	-.37	5 ft	5	REF		
11958	595.2 to 619.3 feet	Cross Slope (PAR)	2.0-3.0%	5 ft	120	SF	$120	**$14,460**
47656	599.8 to 600.8 feet	**Vertical Change**	-.41	5 ft	5	REF		
52763	609.8 to 610.8 feet	**Vertical Change**	-.28	5 ft	5	REF		
58577	610.6 to 652.4 feet	Driveway				REF		
44525	614.4 to 615.4 feet	**Vertical Change**	-.55	5 ft	5	REF		
50557	619.0 to 620.0 feet	**Vertical Change**	-.32	5 ft	5	REF		
11962	619.3 to 656.3 feet	**Cross Slope (Driveway)**	4.0-5.0%	5 ft	185	SF	$40	**$7,400**
43781	620.3 to 624.1 feet	**Vertical Change**	-.59	5 ft	19	REF		
44526	627.2 to 628.2 feet	**Vertical Change**	-.55	5 ft	5	REF		
44944	631.1 to 632.1 feet	**Vertical Change**	-.53	5 ft	5	REF		
43782	635.1 to 636.1 feet	**Vertical Change**	-.59	5 ft	5	REF		
44751	638.2 to 639.2 feet	**Vertical Change**	-.54	5 ft	5	REF		
44752	643.1 to 644.1 feet	**Vertical Change**	-.54	5 ft	5	REF		
44122	647.2 to 648.2 feet	**Vertical Change**	-.57	5 ft	5	REF		
46251	651.4 to 652.4 feet	**Vertical Change**	-.47	5 ft	5	REF		
11971	656.3 to 666.8 feet	Cross Slope (PAR)	2.0-3.0%	5 ft	53	SF	$120	**$6,300**
11973	666.8 to 671.7 feet	Cross Slope (PAR)	4.0-5.0%	5 ft	25	SF	$120	**$2,940**

TOTAL COST FOR: W *side of* **OLEANDER DR** *Starting at:* **PEACH DR** **$261,085.00**

Funding Source: TBD **Year to be Completed** TBD

Street Side	Run ID	Survey Street Name	Starting Street Name	End Street Name	Priority
NW	1909250859	ORANGE AVE	1004 ORANGE AVE	11TH ST	105.25

ID	Dist. from Corner	Barrier Type	As-is Measurement/Notes	Sidewalk Width	Qty	Unit	Cost	Total
23864	0.0 to 3.8 feet	Cross Slope (PAR)	2.0-3.0%	4 ft	16	SF	$120	$1,938
23866	6.5 to 12.8 feet	Cross Slope (PAR)	2.0-3.0%	4 ft	27	SF	$120	$3,213
23869	16.0 to 21.0 feet	Cross Slope (PAR)	2.0-3.0%	4 ft	21	SF	$120	$2,550
59389	20.8 to 36.3 feet	Driveway				REF		
40704	21.0 to 22.0 feet	Running Slope	5.0-6.0%	4 ft	4	REF		
23871	25.6 to 33.8 feet	Cross Slope (Driveway)	14.0-15.0%	4 ft	35	SF	$40	$1,394
56749	34.5 to 35.5 feet	Vertical Change	.5	4 ft	4	REF		
23875	37.6 to 41.8 feet	Cross Slope (PAR)	2.0-3.0%	4 ft	18	SF	$120	$2,142
23876	51.9 to 63.1 feet	Cross Slope (PAR)	2.0-3.0%	4 ft	48	SF	$120	$5,712
23877	66.3 to 73.2 feet	Cross Slope (PAR)	2.0-3.0%	4 ft	29	SF	$120	$3,519
23878	76.0 to 79.1 feet	Cross Slope (PAR)	2.0-3.0%	4 ft	13	SF	$120	$1,581
23880	95.8 to 100.5 feet	Cross Slope (PAR)	2.0-3.0%	4 ft	20	SF	$120	$2,397
59390	99.5 to 121.1 feet	Driveway				REF		
40705	101.3 to 102.8 feet	Running Slope	5.0-6.0%	4 ft	6	REF		
23882	104.6 to 109.3 feet	Cross Slope (Driveway)	14.0-15.0%	4 ft	20	SF	$40	$799
23884	111.7 to 118.0 feet	Cross Slope (Driveway)	14.0-15.0%	4 ft	27	SF	$40	$1,071
56254	119.5 to 120.5 feet	Vertical Change	.4	4 ft	4	REF		
59391	122.0 to 135.8 feet	Driveway				REF		
40706	124.9 to 125.9 feet	Running Slope	6.0-7.0%	4 ft	4	REF		
23886	129.3 to 132.3 feet	Cross Slope (Driveway)	13.014	4 ft	13	SF	$40	$510
40707	134.3 to 136.0 feet	Running Slope	6.0-7.0%	4 ft	7	REF		
23887	137.0 to 146.3 feet	Cross Slope (PAR)	2.0-3.0%	4 ft	40	SF	$120	$4,743
23889	158.8 to 190.2 feet	Cross Slope (PAR)	2.0-3.0%	4 ft	133	SF	$120	$16,014
54968	173.8 to 174.8 feet	Vertical Change	.3	4 ft	4	REF		
54969	183.1 to 184.1 feet	Vertical Change	.3	4 ft	4	REF		
23897	192.3 to 209.9 feet	Cross Slope (PAR)	2.0-3.0%	4 ft	75	SF	$120	$8,976
54970	207.8 to 208.8 feet	Vertical Change	.3	4 ft	4	REF		

TOTAL COST FOR: NW *side of* **ORANGE AVE** *Starting at:* **1004 ORANGE AVE** **$56,559.00**

Funding Source: TBD **Year to be Completed** TBD

Street Side	Run ID	Survey Street Name	Starting Street Name	End Street Name	Priority
SE	1909250941	ORANGE AVE	10TH ST	917 ORANGE AVE	90

ID	Dist. from Corner	Barrier Type	As-is Measurement/Notes	Sidewalk Width	Qty	Unit	Cost	Total
23507	0.0 to 2.8 feet	Cross Slope (PAR)	3.0-4.0%	5 ft	13	SF	$120	**$1,512**
23508	2.9 to 10.8 feet	Cross Slope (PAR)	2.0-3.0%	5 ft	36	SF	$120	**$4,266**
54931	6.1 to 7.1 feet	**Vertical Change**	.3	5 ft	5	REF		
23511	14.6 to 38.8 feet	Cross Slope (PAR)	2.0-3.0%	5 ft	109	SF	$120	**$13,068**
54932	26.3 to 27.3 feet	**Vertical Change**	.3	5 ft	5	REF		
54933	36.1 to 37.1 feet	**Vertical Change**	.3	5 ft	5	REF		

TOTAL COST FOR: SE *side of* **ORANGE AVE** *Starting at:* **10TH ST** **$18,846.00**

Funding Source: TBD **Year to be Completed** TBD

Street Side	Run ID	Survey Street Name	Starting Street Name	End Street Name	Priority
SE	1909251027	ORANGE AVE	11 ORANGE AVE	FRONT ST	74

ID	Dist. from Corner	Barrier Type	As-is Measurement/Notes	Sidewalk Width	Qty	Unit	Cost	Total
23222	3.0 to 12.8 feet	Cross Slope (PAR)	2.0-3.0%	5 ft	44	SF	$120	**$5,292**
23225	22.0 to 33.7 feet	Cross Slope (PAR)	2.0-3.0%	5 ft	53	SF	$120	**$6,318**
54882	22.3 to 23.3 feet	**Vertical Change**	.3	5 ft	5	REF		
23229	36.0 to 51.9 feet	Cross Slope (PAR)	2.0-3.0%	5 ft	72	SF	$120	**$8,586**
82	52.2 to 53.2 feet	**Continuous Width**		5 ft	5	SF	$120	**$540**
56232	52.8 to 53.8 feet	**Vertical Change**	.4	5 ft	5	LF	$75	**$338**

TOTAL COST FOR: SE *side of* **ORANGE AVE** *Starting at:* **11 ORANGE AVE** **$21,073.50**

Funding Source: TBD **Year to be Completed** TBD

Street Side	Run ID	Survey Street Name	Starting Street Name	End Street Name	Priority
SE	1909250934	ORANGE AVE	1105 ORANGE AVE	1105 ORANGE AVE	98.25

ID	Dist. from Corner	Barrier Type	As-is Measurement/Notes	Sidewalk Width	Qty	Unit	Cost	Total
23566	0.0 to 23.1 feet	Cross Slope (PAR)	2.0-3.0%	5 ft	104	SF	$120	**$12,474**
54940	12.0 to 13.0 feet	**Vertical Change**	.3	5 ft	5	REF		
54941	17.2 to 18.2 feet	**Vertical Change**	.3	5 ft	5	REF		
23570	26.1 to 34.6 feet	Cross Slope (PAR)	2.0-3.0%	5 ft	38	SF	$120	**$4,590**
59372	33.4 to 50.4 feet	Driveway				REF		
40687	35.1 to 36.2 feet	Running Slope	7.0-8.0%	5 ft	5	REF		
23573	38.3 to 48.3 feet	**Cross Slope (Driveway)**	>15%	5 ft	45	SF	$40	**$1,800**
23574	48.8 to 49.9 feet	**Cross Slope (Driveway)**	13.014	5 ft	5	SF	$40	**$198**

TOTAL COST FOR: SE *side of* **ORANGE AVE** *Starting at:* **1105 ORANGE AVE** **$19,062.00**

Funding Source: TBD **Year to be Completed** TBD

Street Side	Run ID	Survey Street Name	Starting Street Name	End Street Name	Priority
NW	1909250905	ORANGE AVE	11TH ST	13TH ST	102.25

ID	Dist. from Corner	Barrier Type	As-is Measurement/Notes	Sidewalk Width	Qty	Unit	Cost	Total
23744	6.8 to 9.3 feet	Cross Slope (PAR)	2.0-3.0%	5 ft	13	SF	$120	**$1,500**
23745	11.9 to 19.4 feet	Cross Slope (PAR)	3.0-4.0%	5 ft	37	SF	$120	**$4,500**
23746	19.4 to 67.4 feet	Cross Slope (PAR)	2.0-3.0%	5 ft	240	SF	$120	**$28,800**
56746	59.4 to 60.4 feet	**Vertical Change**	.5	5 ft	5	REF		
23755	74.3 to 78.3 feet	Cross Slope (PAR)	2.0-3.0%	5 ft	20	SF	$120	**$2,400**
23756	83.6 to 98.8 feet	Cross Slope (PAR)	2.0-3.0%	5 ft	76	SF	$120	**$9,120**
54955	90.1 to 91.1 feet	**Vertical Change**	.3	5 ft	5	REF		
23757	110.3 to 116.0 feet	Cross Slope (PAR)	2.0-3.0%	5 ft	29	SF	$120	**$3,420**
23759	124.0 to 131.4 feet	Cross Slope (PAR)	3.0-4.0%	5 ft	37	SF	$120	**$4,440**
54956	129.5 to 130.5 feet	**Vertical Change**	.3	5 ft	5	REF		
23760	132.4 to 168.2 feet	Cross Slope (PAR)	2.0-3.0%	5 ft	179	SF	$120	**$21,480**
57640	134.5 to 135.5 feet	**Vertical Change**	3.4	5 ft	5	REF		
54957	150.0 to 151.0 feet	**Vertical Change**	.3	5 ft	5	REF		
23769	172.0 to 181.1 feet	Cross Slope (PAR)	3.0-4.0%	5 ft	46	SF	$120	**$5,460**
23771	184.8 to 186.9 feet	Cross Slope (PAR)	3.0-4.0%	5 ft	11	SF	$120	**$1,260**
23772	189.8 to 199.2 feet	Cross Slope (PAR)	4.0-5.0%	5 ft	47	SF	$120	**$5,640**
56747	191.2 to 192.2 feet	**Vertical Change**	.5	5 ft	5	REF		
23774	202.7 to 211.0 feet	Cross Slope (PAR)	3.0-4.0%	5 ft	42	SF	$120	**$4,980**
23776	215.4 to 228.9 feet	Cross Slope (PAR)	3.0-4.0%	5 ft	68	SF	$120	**$8,100**
54958	222.0 to 223.0 feet	**Vertical Change**	.3	5 ft	5	REF		
23778	229.6 to 240.8 feet	Cross Slope (PAR)	2.0-3.0%	5 ft	56	SF	$120	**$6,720**
23781	242.4 to 244.7 feet	Cross Slope (PAR)	4.0-5.0%	5 ft	12	SF	$120	**$1,380**
57434	242.5 to 243.5 feet	**Vertical Change**	1.3	5 ft	5	REF		
23783	245.7 to 251.1 feet	Cross Slope (PAR)	6.0-7.0%	5 ft	27	SF	$120	**$3,240**
23785	251.1 to 254.5 feet	Cross Slope (PAR)	5.0-6.0%	5 ft	17	SF	$120	**$2,040**
23787	254.8 to 286.8 feet	Cross Slope (PAR)	3.0-4.0%	5 ft	160	SF	$120	**$19,200**
54959	263.0 to 264.0 feet	**Vertical Change**	.3	5 ft	5	REF		
54960	283.1 to 284.1 feet	**Vertical Change**	.3	5 ft	5	REF		

Funding Source: TBD **Year to be Completed** TBD

Street Side	Run ID	Survey Street Name	Starting Street Name	End Street Name	Priority
NW	1909250905	ORANGE AVE	11TH ST	13TH ST	102.25

ID	Dist. from Corner	Barrier Type	As-is Measurement/Notes	Sidewalk Width	Qty	Unit	Cost	Total
23799	309.1 to 310.4 feet	Cross Slope (PAR)	2.0-3.0%	5 ft	6	SF	$120	**$780**
23800	312.5 to 317.4 feet	Cross Slope (PAR)	3.0-4.0%	5 ft	24	SF	$120	**$2,940**
23801	317.4 to 324.8 feet	Cross Slope (PAR)	2.0-3.0%	5 ft	37	SF	$120	**$4,440**
23803	328.0 to 340.8 feet	Cross Slope (PAR)	2.0-3.0%	5 ft	64	SF	$120	**$7,680**
56252	338.4 to 339.4 feet	**Vertical Change**	.4	5 ft	5	REF		
54961	343.4 to 344.4 feet	**Vertical Change**	.3	5 ft	5	REF		
23808	343.9 to 402.8 feet	Cross Slope (PAR)	2.0-3.0%	5 ft	295	SF	$120	**$35,340**
56748	374.2 to 375.2 feet	**Vertical Change**	.5	5 ft	5	REF		
57657	390.9 to 391.9 feet	**Vertical Change**	3.5	5 ft	5	REF		
23815	414.8 to 460.8 feet	Cross Slope (PAR)	2.0-3.0%	5 ft	230	SF	$120	**$27,600**
54962	419.7 to 420.7 feet	**Vertical Change**	.3	5 ft	5	REF		
54963	446.0 to 447.0 feet	**Vertical Change**	.3	5 ft	5	REF		
57435	451.9 to 452.9 feet	**Vertical Change**	1.3	5 ft	5	REF		
40702	466.4 to 468.1 feet	Running Slope	6.0-7.0%	5 ft	9	REF		
54964	466.5 to 467.5 feet	**Vertical Change**	.3	5 ft	5	REF		
23826	467.3 to 470.1 feet	Cross Slope (PAR)	3.0-4.0%	5 ft	14	SF	$120	**$1,680**
40703	468.1 to 469.1 feet	Running Slope	5.0-6.0%	5 ft	5	REF		
23828	470.6 to 477.6 feet	Cross Slope (PAR)	5.0-6.0%	5 ft	35	SF	$120	**$4,200**
23831	477.6 to 479.3 feet	Cross Slope (PAR)	3.0-4.0%	5 ft	9	SF	$120	**$1,020**
23832	480.4 to 526.8 feet	Cross Slope (PAR)	2.0-3.0%	5 ft	232	SF	$120	**$27,840**
56253	497.6 to 498.6 feet	**Vertical Change**	.4	5 ft	5	REF		
54965	507.8 to 508.8 feet	**Vertical Change**	.3	5 ft	5	REF		
23840	528.9 to 533.2 feet	Cross Slope (PAR)	3.0-4.0%	5 ft	22	SF	$120	**$2,580**
23841	533.6 to 548.1 feet	Cross Slope (PAR)	2.0-3.0%	5 ft	73	SF	$120	**$8,700**
23844	552.0 to 556.2 feet	Cross Slope (PAR)	2.0-3.0%	5 ft	21	SF	$120	**$2,520**
23845	562.5 to 573.8 feet	Cross Slope (PAR)	2.0-3.0%	5 ft	56	SF	$120	**$6,780**
54966	569.3 to 570.3 feet	**Vertical Change**	.3	5 ft	5	REF		
23846	576.1 to 578.0 feet	Cross Slope (PAR)	3.0-4.0%	5 ft	10	SF	$120	**$1,140**

Funding Source: TBD **Year to be Completed** TBD

Street Side	Run ID	Survey Street Name	Starting Street Name	End Street Name	Priority
NW	1909250905	ORANGE AVE	11TH ST	13TH ST	102.25

ID	Dist. from Corner	Barrier Type	As-is Measurement/Notes	Sidewalk Width	Qty	Unit	Cost	Total
23847	579.2 to 587.2 feet	Cross Slope (PAR)	2.0-3.0%	5 ft	40	SF	$120	**$4,800**
54967	579.6 to 580.6 feet	**Vertical Change**	.3	5 ft	5	REF		
23849	591.7 to 593.3 feet	Cross Slope (PAR)	2.0-3.0%	5 ft	8	SF	$120	**$960**
23850	599.6 to 615.3 feet	Cross Slope (PAR)	2.0-3.0%	5 ft	78	SF	$120	**$9,420**
23854	620.1 to 645.3 feet	Cross Slope (PAR)	2.0-3.0%	5 ft	126	SF	$120	**$15,120**
57584	621.3 to 622.3 feet	**Vertical Change**	2.8	5 ft	5	REF		
23861	645.3 to 652.8 feet	Cross Slope (PAR)	4.0-5.0%	5 ft	38	SF	$120	**$4,500**

TOTAL COST FOR: NW *side of* **ORANGE AVE** *Starting at:* **11TH ST** **$303,720.00**

Funding Source: TBD **Year to be Completed** TBD

Street Side	Run ID	Survey Street Name	Starting Street Name	End Street Name	Priority
SE	1909250938	ORANGE AVE	11TH ST	10TH ST	100.25

ID	Dist. from Corner	Barrier Type	As-is Measurement/Notes	Sidewalk Width	Qty	Unit	Cost	Total
23518	2.9 to 29.5 feet	Cross Slope (PAR)	2.0-3.0%	5 ft	133	SF	$120	**$15,960**
54934	7.1 to 8.1 feet	**Vertical Change**	.3	5 ft	5	REF		
23521	31.8 to 33.5 feet	Cross Slope (PAR)	2.0-3.0%	5 ft	9	SF	$120	**$1,020**
23522	38.7 to 52.9 feet	Cross Slope (PAR)	2.0-3.0%	5 ft	71	SF	$120	**$8,520**
56744	43.0 to 44.0 feet	**Vertical Change**	.5	5 ft	5	REF		
54935	52.9 to 53.9 feet	**Vertical Change**	.3	5 ft	5	REF		
23523	66.8 to 80.4 feet	Cross Slope (PAR)	2.0-3.0%	5 ft	68	SF	$120	**$8,160**
23526	82.6 to 85.9 feet	Cross Slope (PAR)	3.0-4.0%	5 ft	17	SF	$120	**$1,980**
23527	86.5 to 92.2 feet	Cross Slope (PAR)	2.0-3.0%	5 ft	29	SF	$120	**$3,420**
54936	94.3 to 95.3 feet	**Vertical Change**	.3	5 ft	5	LF	$75	**$375**
23528	96.5 to 145.9 feet	Cross Slope (PAR)	2.0-3.0%	5 ft	247	SF	$120	**$29,640**
54937	125.2 to 126.2 feet	**Vertical Change**	.3	5 ft	5	REF		
54938	135.4 to 136.4 feet	**Vertical Change**	.3	5 ft	5	REF		
59371	145.3 to 183.6 feet	Driveway				REF		
23539	149.0 to 151.7 feet	**Cross Slope (Driveway)**	8.0-9.0%	5 ft	13	SF	$40	**$540**
23541	151.7 to 154.2 feet	**Cross Slope (Driveway)**	6.0-7.0%	5 ft	13	SF	$40	**$500**
23542	155.3 to 161.3 feet	**Cross Slope (Driveway)**	5.0-6.0%	5 ft	30	SF	$40	**$1,200**
23544	162.6 to 175.6 feet	**Cross Slope (Driveway)**	6.0-7.0%	5 ft	65	SF	$40	**$2,600**
54939	171.7 to 172.7 feet	**Vertical Change**	.3	5 ft	5	REF		
23549	176.2 to 178.3 feet	**Cross Slope (Driveway)**	8.0-9.0%	5 ft	11	SF	$40	**$420**
23550	180.7 to 181.7 feet	**Cross Slope (Driveway)**	8.0-9.0%	5 ft	5	SF	$40	**$200**
23551	184.5 to 186.5 feet	**Cross Slope (Driveway)**	3.0-4.0%	5 ft	10	SF	$40	**$400**
23552	190.0 to 192.0 feet	Cross Slope (PAR)	3.0-4.0%	5 ft	10	SF	$120	**$1,200**
23553	192.0 to 193.3 feet	Cross Slope (PAR)	2.0-3.0%	5 ft	7	SF	$120	**$780**
23554	209.3 to 215.8 feet	Cross Slope (PAR)	2.0-3.0%	5 ft	33	SF	$120	**$3,900**
23557	218.3 to 226.5 feet	Cross Slope (PAR)	2.0-3.0%	5 ft	41	SF	$120	**$4,920**
23560	237.8 to 244.7 feet	Cross Slope (PAR)	2.0-3.0%	5 ft	35	SF	$120	**$4,140**
23563	284.3 to 290.9 feet	Cross Slope (PAR)	2.0-3.0%	5 ft	33	SF	$120	**$3,960**

Funding Source: TBD **Year to be Completed** TBD

Street Side	Run ID	Survey Street Name	Starting Street Name	End Street Name	Priority
SE	1909250938	ORANGE AVE	11TH ST	10TH ST	100.25

ID	Dist. from Corner	Barrier Type	As-is Measurement/Notes	Sidewalk Width	Qty	Unit	Cost	Total
40686	288.7 to 290.9 feet	Running Slope	5.0-6.0%	5 ft	11	REF		

TOTAL COST FOR: SE *side of* **ORANGE AVE** *Starting at:* **11TH ST** **$93,835.00**

Funding Source: TBD **Year to be Completed** TBD

Street Side	Run ID	Survey Street Name	Starting Street Name	End Street Name	Priority
SE	1909250927	ORANGE AVE	1205 ORANGE AVE	1205 ORANGE AVE	62

ID	Dist. from Corner	Barrier Type	As-is Measurement/Notes	Sidewalk Width	Qty	Unit	Cost	Total
54942	2.8 to 3.8 feet	Vertical Change	.3	5 ft	5	LF	$75	**$375**
59374	2.8 to 21.6 feet	Driveway				REF		
23606	11.8 to 13.0 feet	Cross Slope (Driveway)	2.0-3.0%	5 ft	6	SF	$40	**$240**
23607	14.0 to 21.0 feet	Cross Slope (Driveway)	4.0-5.0%	5 ft	35	SF	$40	**$1,400**

TOTAL COST FOR: SE *side of* **ORANGE AVE** *Starting at:* **1205 ORANGE AVE** **$2,015.00**

Funding Source: TBD **Year to be Completed** TBD

Street Side	Run ID	Survey Street Name	Starting Street Name	End Street Name	Priority
SE	1909250925	ORANGE AVE	1217 ORANGE AVE	1209 ORANGE AVE	67

ID	Dist. from Corner	Barrier Type	As-is Measurement/Notes	Sidewalk Width	Qty	Unit	Cost	Total
23611	0.0 to 2.8 feet	Cross Slope (PAR)	2.0-3.0%	5 ft	14	SF	$120	**$1,680**
23612	25.3 to 49.3 feet	Cross Slope (PAR)	2.0-3.0%	5 ft	120	SF	$120	**$14,400**
23616	49.7 to 60.6 feet	Cross Slope (PAR)	4.0-5.0%	5 ft	55	SF	$120	**$6,540**
56244	58.6 to 59.6 feet	**Vertical Change**	.4	5 ft	5	REF		
23620	60.6 to 76.2 feet	Cross Slope (PAR)	2.0-3.0%	5 ft	78	SF	$120	**$9,360**
54943	76.9 to 77.9 feet	**Vertical Change**	.3	5 ft	5	LF	$75	**$375**
23621	79.3 to 103.3 feet	Cross Slope (PAR)	2.0-3.0%	5 ft	120	SF	$120	**$14,400**
59375	82.4 to 99.1 feet	Driveway				REF		
59376	102.3 to 117.9 feet	Driveway				REF		
23623	108.3 to 119.1 feet	**Cross Slope (Driveway)**	2.0-3.0%	5 ft	54	SF	$40	**$2,160**

TOTAL COST FOR: SE *side of* **ORANGE AVE** *Starting at:* **1217 ORANGE AVE** **$48,915.00**

Funding Source: TBD **Year to be Completed** TBD

Street Side	Run ID	Survey Street Name	Starting Street Name	End Street Name	Priority
SE	1909250931	ORANGE AVE	12TH ST	SIDEWALK ENDS	105.75

ID	Dist. from Corner	Barrier Type	As-is Measurement/Notes	Sidewalk Width	Qty	Unit	Cost	Total
23575	0.8 to 10.9 feet	Cross Slope (PAR)	3.0-4.0%	5 ft	45	SF	$120	**$5,454**
23579	10.9 to 37.2 feet	Cross Slope (PAR)	2.0-3.0%	5 ft	118	SF	$120	**$14,202**
23586	41.3 to 80.8 feet	Cross Slope (PAR)	2.0-3.0%	5 ft	178	SF	$120	**$21,330**
59373	79.3 to 116.9 feet	Driveway				REF		
23596	84.6 to 91.3 feet	**Cross Slope (Driveway)**	13.014	5 ft	30	SF	$40	**$1,206**
23599	94.0 to 95.3 feet	**Cross Slope (Driveway)**	5.0-6.0%	5 ft	6	SF	$40	**$234**
40688	95.5 to 96.5 feet	Running Slope	7.0-8.0%	5 ft	5	REF		
23600	99.2 to 101.7 feet	**Cross Slope (Driveway)**	12.0-13.0%	5 ft	11	SF	$40	**$450**
23602	103.7 to 117.0 feet	**Cross Slope (Driveway)**	14.0-15.0%	5 ft	60	SF	$40	**$2,394**
56243	116.9 to 117.9 feet	**Vertical Change**	.4	5 ft	5	REF		

TOTAL COST FOR: SE *side of* **ORANGE AVE** *Starting at:* **12TH ST** **$45,270.00**

Funding Source: TBD **Year to be Completed** TBD

Street Side	Run ID	Survey Street Name	Starting Street Name	End Street Name	Priority
SE	1909250922	ORANGE AVE	1305 ORANGE AVE	13TH ST	74

ID	Dist. from Corner	Barrier Type	As-is Measurement/Notes	Sidewalk Width	Qty	Unit	Cost	Total
23624	0.0 to 13.1 feet	Cross Slope (PAR)	2.0-3.0%	4 ft	56	SF	$120	**$6,681**
23625	17.9 to 20.7 feet	Cross Slope (PAR)	2.0-3.0%	4 ft	12	SF	$120	**$1,428**
23626	24.4 to 33.2 feet	Cross Slope (PAR)	2.0-3.0%	4 ft	37	SF	$120	**$4,488**

TOTAL COST FOR: SE *side of* **ORANGE AVE** *Starting at:* **1305 ORANGE AVE** **$12,597.00**

Funding Source: TBD **Year to be Completed** TBD

Street Side	Run ID	Survey Street Name	Starting Street Name	End Street Name	Priority
NW	1909250910	ORANGE AVE	13TH ST	14TH ST	80

ID	Dist. from Corner	Barrier Type	As-is Measurement/Notes	Sidewalk Width	Qty	Unit	Cost	Total
23716	0.3 to 1.4 feet	Cross Slope (PAR)	2.0-3.0%	5 ft	5	SF	$120	**$594**
23717	17.0 to 18.5 feet	Cross Slope (PAR)	2.0-3.0%	5 ft	7	SF	$120	**$810**
23718	21.4 to 25.9 feet	Cross Slope (PAR)	2.0-3.0%	5 ft	20	SF	$120	**$2,430**
54952	24.4 to 25.4 feet	**Vertical Change**	.3	5 ft	5	REF		
23719	30.8 to 32.6 feet	Cross Slope (PAR)	2.0-3.0%	5 ft	8	SF	$120	**$972**
56250	40.2 to 41.2 feet	**Vertical Change**	.4	5 ft	4	LF	$75	**$338**
23720	81.6 to 83.2 feet	Cross Slope (PAR)	2.0-3.0%	5 ft	7	SF	$120	**$864**
59385	95.8 to 108.4 feet	Driveway				REF		
23721	101.8 to 105.1 feet	**Cross Slope (Driveway)**	2.0-3.0%	5 ft	15	SF	$40	**$594**
23722	121.0 to 128.9 feet	Cross Slope (PAR)	2.0-3.0%	5 ft	36	SF	$120	**$4,266**
23724	142.8 to 152.3 feet	Cross Slope (PAR)	2.0-3.0%	5 ft	43	SF	$120	**$5,130**
23726	154.5 to 159.8 feet	Cross Slope (PAR)	2.0-3.0%	5 ft	24	SF	$120	**$2,862**
23728	164.8 to 173.7 feet	Cross Slope (PAR)	2.0-3.0%	5 ft	40	SF	$120	**$4,806**
59386	175.6 to 187.9 feet	Driveway				REF		
56251	185.8 to 186.8 feet	**Vertical Change**	.4	5 ft	5	REF		
23732	189.2 to 196.4 feet	Cross Slope (PAR)	3.0-4.0%	5 ft	32	SF	$120	**$3,888**
23733	196.4 to 219.3 feet	Cross Slope (PAR)	2.0-3.0%	5 ft	103	SF	$120	**$12,366**
23735	219.6 to 232.4 feet	Cross Slope (PAR)	4.0-5.0%	5 ft	58	SF	$120	**$6,912**
59387	231.4 to 242.9 feet	Driveway				REF		
57042	232.4 to 233.4 feet	**Vertical Change**	.6	5 ft	5	REF		
54953	234.2 to 235.2 feet	**Vertical Change**	.3	5 ft	5	REF		
57313	235.9 to 236.9 feet	**Vertical Change**	.9	5 ft	5	REF		
23740	241.8 to 247.8 feet	**Cross Slope (Driveway)**	3.0-4.0%	5 ft	27	SF	$40	**$1,080**
54954	245.2 to 246.2 feet	**Vertical Change**	.3	5 ft	5	REF		
23742	247.8 to 249.1 feet	Cross Slope (PAR)	2.0-3.0%	5 ft	6	SF	$120	**$702**
23743	254.3 to 258.8 feet	Cross Slope (PAR)	2.0-3.0%	5 ft	20	SF	$120	**$2,430**

TOTAL COST FOR: NW *side of* **ORANGE AVE** *Starting at:* **13TH ST** **$51,043.50**

Funding Source: TBD **Year to be Completed** TBD

Street Side	Run ID	Survey Street Name	Starting Street Name	End Street Name	Priority
NW	1909250914	ORANGE AVE	14TH ST	15TH ST	83.75

ID	Dist. from Corner	Barrier Type	As-is Measurement/Notes	Sidewalk Width	Qty	Unit	Cost	Total
23674	0.0 to 25.8 feet	Cross Slope (PAR)	3.0-4.0%	4 ft	110	SF	$120	**$13,158**
56246	21.1 to 22.1 feet	**Vertical Change**	.4	4 ft	4	REF		
23680	25.8 to 42.4 feet	Cross Slope (PAR)	2.0-3.0%	4 ft	71	SF	$120	**$8,466**
23684	42.7 to 65.1 feet	Cross Slope (PAR)	4.0-5.0%	4 ft	95	SF	$120	**$11,424**
23691	65.6 to 80.9 feet	Cross Slope (PAR)	2.0-3.0%	4 ft	65	SF	$120	**$7,803**
23692	87.1 to 88.3 feet	Cross Slope (PAR)	2.0-3.0%	4 ft	5	SF	$120	**$612**
59381	95.4 to 111.9 feet	Driveway				REF		
56247	96.3 to 97.3 feet	**Vertical Change**	.4	4 ft	4	REF		
40697	96.5 to 98.4 feet	Running Slope	7.0-8.0%	4 ft	8	REF		
23693	102.0 to 109.4 feet	**Cross Slope (Driveway)**	>15%	4 ft	31	SF	$40	**$1,258**
40698	109.4 to 111.0 feet	Running Slope	5.0-6.0%	4 ft	7	REF		
54951	110.2 to 111.2 feet	**Vertical Change**	.3	4 ft	4	REF		
40699	111.0 to 112.1 feet	Running Slope	6.0-7.0%	4 ft	5	REF		
23695	113.3 to 120.3 feet	Cross Slope (PAR)	2.0-3.0%	4 ft	30	SF	$120	**$3,570**
23698	123.4 to 124.5 feet	Cross Slope (PAR)	2.0-3.0%	4 ft	5	SF	$120	**$561**
59382	124.0 to 140.3 feet	Driveway				REF		
40700	125.8 to 127.5 feet	Running Slope	8.0-9.0%	4 ft	7	REF		
23699	128.3 to 134.2 feet	**Cross Slope (Driveway)**	13.014	4 ft	25	SF	$40	**$1,003**
40701	136.9 to 138.5 feet	Running Slope	7.0-8.0%	4 ft	7	REF		
23701	139.4 to 140.4 feet	**Cross Slope (Driveway)**	2.0-3.0%	4 ft	4	SF	$40	**$170**
23702	150.8 to 160.5 feet	Cross Slope (PAR)	2.0-3.0%	4 ft	41	SF	$120	**$4,947**
56248	162.0 to 163.0 feet	**Vertical Change**	.4	4 ft	4	LF	$75	**$319**
23705	163.7 to 170.5 feet	Cross Slope (PAR)	2.0-3.0%	4 ft	29	SF	$120	**$3,468**
23707	170.5 to 173.0 feet	Cross Slope (PAR)	4.0-5.0%	4 ft	11	SF	$120	**$1,275**
59383	171.5 to 186.2 feet	Driveway				REF		
56249	172.3 to 173.3 feet	**Vertical Change**	.4	4 ft	4	REF		
23709	177.2 to 183.9 feet	**Cross Slope (Driveway)**	>15%	4 ft	28	SF	$40	**$1,139**
23710	187.4 to 192.3 feet	Cross Slope (PAR)	4.0-5.0%	4 ft	21	SF	$120	**$2,499**

Funding Source: TBD **Year to be Completed** TBD

Street Side	Run ID	Survey Street Name	Starting Street Name	End Street Name	Priority
NW	1909250914	ORANGE AVE	14TH ST	15TH ST	83.75

ID	Dist. from Corner	Barrier Type	As-is Measurement/Notes	Sidewalk Width	Qty	Unit	Cost	Total
23712	192.3 to 193.5 feet	Cross Slope (PAR)	2.0-3.0%	4 ft	5	SF	$120	**$612**
23713	203.7 to 224.6 feet	Cross Slope (PAR)	2.0-3.0%	4 ft	89	SF	$120	**$10,659**
59384	229.1 to 252.6 feet	Driveway				REF		

TOTAL COST FOR: NW *side of* **ORANGE AVE** *Starting at:* **14TH ST** **$72,942.75**

Funding Source: TBD **Year to be Completed** TBD

Street Side	Run ID	Survey Street Name	Starting Street Name	End Street Name	Priority
SE	1909250919	ORANGE AVE	15TH ST	14TH ST	101.5

ID	Dist. from Corner	Barrier Type	As-is Measurement/Notes	Sidewalk Width	Qty	Unit	Cost	Total
23630	0.6 to 3.0 feet	Cross Slope (PAR)	3.0-4.0%	4 ft	10	SF	$120	**$1,224**
54944	2.0 to 3.0 feet	**Vertical Change**	.3	4 ft	4	REF		
23631	3.0 to 4.8 feet	Cross Slope (PAR)	2.0-3.0%	4 ft	8	SF	$120	**$918**
23632	28.1 to 30.2 feet	Cross Slope (PAR)	2.0-3.0%	4 ft	9	SF	$120	**$1,071**
23633	33.7 to 40.1 feet	Cross Slope (PAR)	2.0-3.0%	4 ft	27	SF	$120	**$3,264**
59377	43.9 to 66.2 feet	Driveway				REF		
40689	46.4 to 48.4 feet	Running Slope	5.0-6.0%	4 ft	9	REF		
23635	49.2 to 62.4 feet	**Cross Slope (Driveway)**	>15%	4 ft	56	SF	$40	**$2,244**
40690	63.5 to 64.7 feet	Running Slope	5.0-6.0%	4 ft	5	REF		
54945	64.3 to 65.3 feet	**Vertical Change**	.3	4 ft	4	REF		
23636	67.9 to 76.0 feet	Cross Slope (PAR)	4.0-5.0%	4 ft	34	SF	$120	**$4,131**
23638	76.0 to 80.5 feet	Cross Slope (PAR)	6.0-7.0%	4 ft	19	SF	$120	**$2,295**
23639	80.5 to 92.6 feet	Cross Slope (PAR)	5.0-6.0%	4 ft	51	SF	$120	**$6,171**
23644	92.6 to 94.3 feet	Cross Slope (PAR)	3.0-4.0%	4 ft	7	SF	$120	**$867**
54946	94.0 to 95.0 feet	**Vertical Change**	.3	4 ft	4	REF		
23645	94.8 to 107.8 feet	Cross Slope (PAR)	2.0-3.0%	4 ft	55	SF	$120	**$6,630**
23650	110.4 to 125.2 feet	Cross Slope (PAR)	2.0-3.0%	4 ft	63	SF	$120	**$7,548**
23655	131.7 to 132.8 feet	Cross Slope (PAR)	2.0-3.0%	4 ft	5	SF	$120	**$561**
23656	136.9 to 138.8 feet	Cross Slope (PAR)	2.0-3.0%	4 ft	8	SF	$120	**$969**
23657	156.5 to 164.6 feet	Cross Slope (PAR)	2.0-3.0%	4 ft	34	SF	$120	**$4,131**
23660	165.6 to 175.3 feet	Cross Slope (PAR)	4.0-5.0%	4 ft	41	SF	$120	**$4,947**
56745	172.7 to 173.7 feet	**Vertical Change**	.5	4 ft	4	REF		
23662	175.3 to 180.7 feet	Cross Slope (PAR)	2.0-3.0%	4 ft	23	SF	$120	**$2,754**
59378	178.5 to 195.1 feet	Driveway				REF		
23664	184.3 to 192.0 feet	**Cross Slope (Driveway)**	13.014	4 ft	33	SF	$40	**$1,309**
40691	194.6 to 195.8 feet	Running Slope	5.0-6.0%	4 ft	5	REF		
54947	195.7 to 196.7 feet	**Vertical Change**	.3	4 ft	4	REF		
23665	196.5 to 209.5 feet	Cross Slope (PAR)	2.0-3.0%	4 ft	55	SF	$120	**$6,630**

Funding Source: TBD **Year to be Completed** TBD

Street Side	Run ID	Survey Street Name	Starting Street Name	End Street Name	Priority
SE	1909250919	ORANGE AVE	15TH ST	14TH ST	101.5

ID	Dist. from Corner	Barrier Type	As-is Measurement/Notes	Sidewalk Width	Qty	Unit	Cost	Total
56245	208.6 to 209.6 feet	Vertical Change	.4	4 ft	4	REF		
59379	222.3 to 238.9 feet	Driveway				REF		
54948	224.3 to 225.3 feet	Vertical Change	.3	4 ft	4	REF		
40692	224.4 to 225.5 feet	Running Slope	6.0-7.0%	4 ft	5	REF		
23667	227.5 to 231.8 feet	Cross Slope (Driveway)	12.0-13.0%	4 ft	18	SF	$40	**$731**
23668	233.9 to 235.8 feet	Cross Slope (Driveway)	11.0-12.0%	4 ft	8	SF	$40	**$323**
54949	237.4 to 238.4 feet	Vertical Change	.3	4 ft	4	REF		
40693	237.8 to 238.8 feet	Running Slope	5.0-6.0%	4 ft	4	REF		
54950	248.3 to 249.3 feet	Vertical Change	.3	4 ft	4	LF	$75	**$319**
59380	252.0 to 274.3 feet	Driveway				REF		
23669	252.3 to 253.6 feet	Cross Slope (Driveway)	2.0-3.0%	4 ft	6	SF	$40	**$221**
40694	254.7 to 256.3 feet	Running Slope	7.0-8.0%	4 ft	7	REF		
23670	257.1 to 271.6 feet	Cross Slope (Driveway)	>15%	4 ft	62	SF	$40	**$2,465**
40695	271.8 to 274.1 feet	Running Slope	6.0-7.0%	4 ft	10	REF		
23671	275.5 to 282.1 feet	Cross Slope (PAR)	3.0-4.0%	4 ft	28	SF	$120	**$3,366**
23673	285.2 to 286.3 feet	Cross Slope (PAR)	3.0-4.0%	4 ft	5	SF	$120	**$561**

TOTAL COST FOR: SE *side of* **ORANGE AVE** *Starting at:* **15TH ST** **$65,649.75**

Funding Source: TBD **Year to be Completed** TBD

Street Side	Run ID	Survey Street Name	Starting Street Name	End Street Name	Priority
NW	1909250821	ORANGE AVE	1ST ST	3RD ST	116.25

ID	Dist. from Corner	Barrier Type	As-is Measurement/Notes	Sidewalk Width	Qty	Unit	Cost	Total
24202	11.2 to 27.4 feet	Cross Slope (PAR)	2.0-3.0%	8 ft	130	SF	$120	**$15,552**
56754	27.4 to 28.4 feet	**Vertical Change**	.5	8 ft	8	REF		
24207	29.0 to 37.7 feet	Cross Slope (PAR)	6.0-7.0%	8 ft	70	SF	$120	**$8,352**
56755	33.6 to 34.6 feet	**Vertical Change**	.5	8 ft	8	REF		
55017	41.5 to 42.5 feet	**Vertical Change**	.3	8 ft	8	REF		
24209	41.6 to 42.7 feet	Cross Slope (PAR)	6.0-7.0%	8 ft	9	SF	$120	**$1,056**
24210	42.7 to 55.2 feet	Cross Slope (PAR)	5.0-6.0%	8 ft	100	SF	$120	**$12,000**
57046	55.0 to 56.0 feet	**Vertical Change**	.6	8 ft	8	REF		
24212	56.7 to 57.7 feet	Cross Slope (PAR)	2.0-3.0%	8 ft	8	SF	$120	**$960**
56274	65.0 to 66.0 feet	**Vertical Change**	.4	8 ft	8	LF	$75	**$600**
24213	71.8 to 73.6 feet	Cross Slope (PAR)	2.0-3.0%	8 ft	14	SF	$120	**$1,728**
56275	75.2 to 76.2 feet	**Vertical Change**	.4	8 ft	8	LF	$75	**$600**
57047	95.1 to 96.1 feet	**Vertical Change**	.6	8 ft	8	SF	$75	**$600**
24214	104.2 to 111.5 feet	Cross Slope (PAR)	2.0-3.0%	8 ft	58	SF	$120	**$7,008**
24215	116.2 to 121.3 feet	Cross Slope (PAR)	2.0-3.0%	8 ft	41	SF	$120	**$4,896**
24218	124.4 to 137.8 feet	Cross Slope (PAR)	3.0-4.0%	8 ft	107	SF	$120	**$12,864**
24222	137.8 to 139.4 feet	Cross Slope (PAR)	5.0-6.0%	8 ft	13	SF	$120	**$1,536**
55018	140.0 to 141.0 feet	**Vertical Change**	.3	8 ft	8	REF		
24223	140.3 to 161.9 feet	Cross Slope (PAR)	3.0-4.0%	8 ft	173	SF	$120	**$20,736**
24227	162.9 to 216.4 feet	Cross Slope (PAR)	2.0-3.0%	8 ft	428	SF	$120	**$51,360**
57413	216.0 to 217.0 feet	**Vertical Change**	1.2	8 ft	8	REF		
24240	217.3 to 218.3 feet	Cross Slope (PAR)	4.0-5.0%	8 ft	8	SF	$120	**$960**
24241	218.8 to 236.3 feet	Cross Slope (PAR)	6.0-7.0%	8 ft	140	SF	$120	**$16,800**
40712	235.8 to 237.0 feet	Running Slope	5.0-6.0%	8 ft	10	REF		
57190	236.5 to 237.5 feet	**Vertical Change**	.7	8 ft	8	SF	$75	**$600**
24244	238.1 to 239.3 feet	Cross Slope (PAR)	3.0-4.0%	8 ft	10	SF	$120	**$1,152**
24245	239.3 to 242.5 feet	Cross Slope (PAR)	2.0-3.0%	8 ft	26	SF	$120	**$3,072**
24247	246.2 to 255.2 feet	Cross Slope (PAR)	3.0-4.0%	8 ft	72	SF	$120	**$8,640**

Funding Source: TBD **Year to be Completed** TBD

Street Side	Run ID	Survey Street Name	Starting Street Name	End Street Name	Priority
NW	1909250821	ORANGE AVE	1ST ST	3RD ST	116.25

ID	Dist. from Corner	Barrier Type	As-is Measurement/Notes	Sidewalk Width	Qty	Unit	Cost	Total
24249	256.3 to 260.3 feet	Cross Slope (PAR)	2.0-3.0%	8 ft	32	SF	$120	**$3,840**
55019	256.6 to 257.6 feet	**Vertical Change**	.3	8 ft	8	REF		
24251	261.3 to 282.7 feet	Cross Slope (PAR)	4.0-5.0%	8 ft	171	SF	$120	**$20,544**
24258	282.7 to 286.6 feet	Cross Slope (PAR)	2.0-3.0%	8 ft	31	SF	$120	**$3,744**
56276	289.7 to 290.7 feet	**Vertical Change**	.4	8 ft	8	LF	$75	**$600**
24259	295.7 to 300.8 feet	Cross Slope (PAR)	2.0-3.0%	8 ft	41	SF	$120	**$4,896**
24261	302.2 to 311.1 feet	Cross Slope (PAR)	6.0-7.0%	8 ft	71	SF	$120	**$8,544**
24264	311.1 to 314.6 feet	Cross Slope (PAR)	5.0-6.0%	8 ft	28	SF	$120	**$3,360**
24266	315.5 to 316.7 feet	Cross Slope (PAR)	7.0-8.0%	8 ft	10	SF	$120	**$1,152**
24267	317.3 to 325.1 feet	Cross Slope (PAR)	9.0-10.0%	8 ft	62	SF	$120	**$7,488**
40713	326.5 to 328.3 feet	Running Slope	5.0-6.0%	8 ft	14	SF	$120	**$1,728**
57510	326.9 to 327.9 feet	**Vertical Change**	1.8	8 ft	8	SF	$75	**$600**
24269	328.9 to 340.1 feet	Cross Slope (PAR)	4.0-5.0%	8 ft	90	SF	$120	**$10,752**
24275	340.1 to 350.2 feet	Cross Slope (PAR)	2.0-3.0%	8 ft	81	SF	$120	**$9,696**
56756	342.8 to 343.8 feet	**Vertical Change**	.5	8 ft	8	REF		
24278	351.0 to 365.5 feet	Cross Slope (PAR)	4.0-5.0%	8 ft	116	SF	$120	**$13,920**
57609	353.3 to 354.3 feet	**Vertical Change**	3	8 ft	8	REF		
24282	366.9 to 375.3 feet	Cross Slope (PAR)	7.0-8.0%	8 ft	67	SF	$120	**$8,064**
56757	373.7 to 374.7 feet	**Vertical Change**	.5	8 ft	8	REF		
24286	378.0 to 387.5 feet	Cross Slope (PAR)	2.0-3.0%	8 ft	76	SF	$120	**$9,120**
24288	389.7 to 421.7 feet	Cross Slope (PAR)	2.0-3.0%	8 ft	256	SF	$120	**$30,720**
24294	422.1 to 442.1 feet	Cross Slope (PAR)	4.0-5.0%	8 ft	160	SF	$120	**$19,200**
55020	439.7 to 440.7 feet	**Vertical Change**	.3	8 ft	8	REF		
24301	443.8 to 482.2 feet	Cross Slope (PAR)	2.0-3.0%	8 ft	307	SF	$120	**$36,864**
56277	459.6 to 460.6 feet	**Vertical Change**	.4	8 ft	8	REF		
24311	482.2 to 501.6 feet	Cross Slope (PAR)	4.0-5.0%	8 ft	155	SF	$120	**$18,624**
55021	499.6 to 500.6 feet	**Vertical Change**	.3	8 ft	8	REF		
24318	503.7 to 514.8 feet	Cross Slope (PAR)	4.0-5.0%	8 ft	89	SF	$120	**$10,656**

Funding Source: TBD **Year to be Completed** TBD

Street Side	Run ID	Survey Street Name	Starting Street Name	End Street Name	Priority
NW	1909250821	ORANGE AVE	1ST ST	3RD ST	116.25

ID	Dist. from Corner	Barrier Type	As-is Measurement/Notes	Sidewalk Width	Qty	Unit	Cost	Total
24321	516.7 to 525.5 feet	Cross Slope (PAR)	2.0-3.0%	8 ft	70	SF	$120	**$8,448**
57526	519.4 to 520.4 feet	**Vertical Change**	2	8 ft	8	REF		
24325	526.2 to 542.0 feet	Cross Slope (PAR)	4.0-5.0%	8 ft	126	SF	$120	**$15,168**
24329	542.0 to 565.4 feet	Cross Slope (PAR)	2.0-3.0%	8 ft	187	SF	$120	**$22,464**
55022	587.6 to 588.6 feet	**Vertical Change**	.3	8 ft	8	LF	$75	**$600**
24335	594.1 to 599.6 feet	Cross Slope (PAR)	2.0-3.0%	8 ft	44	SF	$120	**$5,280**
24338	601.7 to 621.8 feet	Cross Slope (PAR)	2.0-3.0%	8 ft	161	SF	$120	**$19,296**
24343	624.2 to 642.6 feet	Cross Slope (PAR)	2.0-3.0%	8 ft	147	SF	$120	**$17,664**
55023	640.0 to 641.0 feet	**Vertical Change**	.3	8 ft	8	REF		
24347	644.3 to 671.6 feet	Cross Slope (PAR)	4.0-5.0%	8 ft	218	SF	$120	**$26,208**
24352	676.8 to 678.3 feet	Cross Slope (PAR)	5.0-6.0%	8 ft	12	SF	$120	**$1,440**
24353	681.4 to 685.7 feet	Cross Slope (PAR)	3.0-4.0%	8 ft	34	SF	$120	**$4,128**

TOTAL COST FOR: NW *side of* **ORANGE AVE** *Starting at:* **1ST ST** **$515,880.00**

Funding Source: TBD **Year to be Completed** TBD

Street Side	Run ID	Survey Street Name	Starting Street Name	End Street Name	Priority
SE	1909251022	ORANGE AVE	23 ORANGE AVE	SIDEWALK ENDS	85.5

ID	Dist. from Corner	Barrier Type	As-is Measurement/Notes	Sidewalk Width	Qty	Unit	Cost	Total
57352	0.6 to 1.6 feet	Vertical Change	1	5 ft	5	SF	$75	**$338**
54883	3.0 to 4.0 feet	Vertical Change	.3	5 ft	5	LF	$75	**$338**
56737	7.2 to 8.2 feet	Vertical Change	.5	5 ft	4	SF	$75	**$338**
59344	29.2 to 45.1 feet	Driveway				REF		
23230	35.0 to 39.4 feet	Cross Slope (Driveway)	10.0-11.0%	5 ft	20	SF	$40	**$792**
54884	36.4 to 37.4 feet	Vertical Change	.3	5 ft	5	REF		
23232	39.4 to 40.8 feet	Cross Slope (Driveway)	8.0-9.0%	5 ft	6	SF	$40	**$252**
23233	41.7 to 43.6 feet	Cross Slope (Driveway)	6.0-7.0%	5 ft	9	SF	$40	**$342**
23234	43.8 to 45.6 feet	Cross Slope (Driveway)	5.0-6.0%	5 ft	8	SF	$40	**$324**
56233	45.5 to 46.5 feet	Vertical Change	.4	5 ft	5	REF		

TOTAL COST FOR: SE *side of* **ORANGE AVE** *Starting at:* **23 ORANGE AVE** **$2,722.50**

Funding Source: TBD **Year to be Completed** TBD

Street Side	Run ID	Survey Street Name	Starting Street Name	End Street Name	Priority
SE	1909251016	ORANGE AVE	2ND ST	1ST ST	126.25

ID	Dist. from Corner	Barrier Type	As-is Measurement/Notes	Sidewalk Width	Qty	Unit	Cost	Total
23235	0.6 to 2.9 feet	Cross Slope (PAR)	7.0-8.0%	5 ft	10	SF	$120	**$1,242**
54885	2.0 to 3.0 feet	**Vertical Change**	.3	5 ft	5	REF		
23237	2.9 to 4.0 feet	Cross Slope (PAR)	5.0-6.0%	5 ft	5	SF	$120	**$594**
23238	4.8 to 16.3 feet	Cross Slope (PAR)	3.0-4.0%	5 ft	52	SF	$120	**$6,210**
54886	8.4 to 9.4 feet	**Vertical Change**	.3	5 ft	5	REF		
57312	14.8 to 15.8 feet	**Vertical Change**	.9	5 ft	5	REF		
54887	17.0 to 18.0 feet	**Vertical Change**	.3	5 ft	5	LF	$75	**$338**
23242	18.9 to 40.0 feet	Cross Slope (PAR)	5.0-6.0%	5 ft	95	SF	$120	**$11,394**
57472	22.3 to 23.3 feet	**Vertical Change**	1.5	5 ft	5	SF	$75	**$338**
54888	29.5 to 32.4 feet	**Vertical Change**	.3	5 ft	13	REF		
54890	39.1 to 40.1 feet	**Vertical Change**	.3	5 ft	5	REF		
23249	42.6 to 100.1 feet	Cross Slope (PAR)	4.0-5.0%	5 ft	259	SF	$120	**$31,050**
56234	44.8 to 45.8 feet	**Vertical Change**	.4	5 ft	5	REF		
57608	78.6 to 79.6 feet	**Vertical Change**	3	5 ft	5	REF		
23257	101.0 to 108.4 feet	Cross Slope (PAR)	2.0-3.0%	5 ft	33	SF	$120	**$3,996**
23259	111.3 to 150.8 feet	Cross Slope (PAR)	2.0-3.0%	5 ft	178	SF	$120	**$21,330**
54891	155.9 to 156.9 feet	**Vertical Change**	.3	5 ft	5	LF	$75	**$338**
23264	163.8 to 187.8 feet	Cross Slope (PAR)	3.0-4.0%	5 ft	108	SF	$120	**$12,960**
23270	190.1 to 191.9 feet	Cross Slope (PAR)	3.0-4.0%	5 ft	8	SF	$120	**$972**
59345	191.2 to 208.1 feet	Driveway				REF		
57534	191.8 to 192.8 feet	**Vertical Change**	2.1	5 ft	5	REF		
23271	195.3 to 196.3 feet	**Cross Slope (Driveway)**	11.0-12.0%	5 ft	5	SF	$40	**$180**
23272	196.8 to 205.7 feet	**Cross Slope (Driveway)**	13.014	5 ft	40	SF	$40	**$1,602**
23274	209.9 to 240.9 feet	Cross Slope (PAR)	4.0-5.0%	5 ft	140	SF	$120	**$16,740**
57551	215.9 to 216.9 feet	**Vertical Change**	2.3	5 ft	5	REF		
56738	238.3 to 239.3 feet	**Vertical Change**	.5	5 ft	5	REF		
59346	240.8 to 254.8 feet	Driveway				REF		
23279	246.6 to 251.3 feet	**Cross Slope (Driveway)**	>15%	5 ft	21	SF	$40	**$846**

Funding Source: TBD **Year to be Completed** TBD

Street Side	Run ID	Survey Street Name	Starting Street Name	End Street Name	Priority
SE	1909251016	ORANGE AVE	2ND ST	1ST ST	126.25

ID	Dist. from Corner	Barrier Type	As-is Measurement/Notes	Sidewalk Width	Qty	Unit	Cost	Total
23281	251.3 to 252.5 feet	Cross Slope (Driveway)	13.014	5 ft	5	SF	$40	**$216**
23282	255.6 to 266.0 feet	Cross Slope (PAR)	4.0-5.0%	5 ft	47	SF	$120	**$5,616**
54892	258.6 to 259.6 feet	Vertical Change	.3	5 ft	5	REF		
59347	263.8 to 282.8 feet	Driveway				REF		
40675	266.3 to 267.4 feet	Running Slope	6.0-7.0%	5 ft	5	REF		
23286	269.7 to 278.5 feet	Cross Slope (Driveway)	>15%	5 ft	40	SF	$40	**$1,584**
40676	279.8 to 281.8 feet	Running Slope	7.0-8.0%	5 ft	9	REF		
54893	281.5 to 282.5 feet	Vertical Change	.3	5 ft	5	REF		
23288	284.4 to 287.8 feet	Cross Slope (PAR)	2.0-3.0%	5 ft	15	SF	$120	**$1,836**
23289	292.4 to 309.7 feet	Cross Slope (PAR)	2.0-3.0%	5 ft	78	SF	$120	**$9,342**

TOTAL COST FOR: SE *side of* **ORANGE AVE** *Starting at:* **2ND ST** **$128,722.50**

Funding Source: TBD **Year to be Completed** TBD

Street Side	Run ID	Survey Street Name	Starting Street Name	End Street Name	Priority
NW	1909250827	ORANGE AVE	3RD ST	4TH ST	106

ID	Dist. from Corner	Barrier Type	As-is Measurement/Notes	Sidewalk Width	Qty	Unit	Cost	Total
24136	0.9 to 2.7 feet	Cross Slope (PAR)	2.0-3.0%	5 ft	9	SF	$120	**$1,080**
57536	2.1 to 3.1 feet	**Vertical Change**	2.1	5 ft	5	REF		
24137	9.3 to 10.7 feet	Cross Slope (PAR)	2.0-3.0%	5 ft	7	SF	$120	**$840**
24138	20.8 to 36.2 feet	Cross Slope (PAR)	2.0-3.0%	5 ft	77	SF	$120	**$9,240**
24142	36.4 to 68.8 feet	Cross Slope (PAR)	4.0-5.0%	5 ft	162	SF	$120	**$19,440**
24152	71.1 to 75.0 feet	Cross Slope (PAR)	4.0-5.0%	5 ft	20	SF	$120	**$2,340**
59413	75.3 to 101.5 feet	Driveway				REF		
24154	79.3 to 87.0 feet	**Cross Slope (Driveway)**	12.0-13.0%	5 ft	39	SF	$40	**$1,540**
24156	87.0 to 92.0 feet	**Cross Slope (Driveway)**	10.0-11.0%	5 ft	25	SF	$40	**$1,000**
24158	92.0 to 98.9 feet	**Cross Slope (Driveway)**	8.0-9.0%	5 ft	35	SF	$40	**$1,380**
57483	101.3 to 102.3 feet	**Vertical Change**	1.6	5 ft	5	REF		
24161	101.8 to 103.3 feet	**Cross Slope (Driveway)**	4.0-5.0%	5 ft	8	SF	$40	**$300**
24162	104.1 to 105.4 feet	Cross Slope (PAR)	2.0-3.0%	5 ft	7	SF	$120	**$780**
59414	106.2 to 145.7 feet	Driveway				REF		
24163	107.8 to 110.2 feet	**Cross Slope (Driveway)**	2.0-3.0%	5 ft	12	SF	$40	**$480**
24165	110.2 to 114.4 feet	**Cross Slope (Driveway)**	4.0-5.0%	5 ft	21	SF	$40	**$840**
24167	114.6 to 124.3 feet	**Cross Slope (Driveway)**	2.0-3.0%	5 ft	49	SF	$40	**$1,940**
24170	131.3 to 142.3 feet	**Cross Slope (Driveway)**	2.0-3.0%	5 ft	55	SF	$40	**$2,200**
24172	145.7 to 149.8 feet	**Cross Slope (Driveway)**	2.0-3.0%	5 ft	21	SF	$40	**$820**
59415	158.2 to 194.7 feet	Driveway				REF		
24173	162.6 to 177.7 feet	**Cross Slope (Driveway)**	2.0-3.0%	5 ft	76	SF	$40	**$3,020**
24175	179.8 to 193.8 feet	**Cross Slope (Driveway)**	2.0-3.0%	5 ft	70	SF	$40	**$2,800**
24179	193.8 to 196.1 feet	**Cross Slope (Driveway)**	4.0-5.0%	5 ft	12	SF	$40	**$460**
24180	198.8 to 214.9 feet	Cross Slope (PAR)	4.0-5.0%	5 ft	81	SF	$120	**$9,660**
56272	207.0 to 208.0 feet	**Vertical Change**	.4	5 ft	5	REF		
59416	208.7 to 245.7 feet	Driveway				REF		
24185	217.6 to 237.1 feet	**Cross Slope (Driveway)**	3.0-4.0%	5 ft	98	SF	$40	**$3,900**
24188	237.1 to 239.0 feet	**Cross Slope (Driveway)**	2.0-3.0%	5 ft	10	SF	$40	**$380**
57314	242.6 to 243.6 feet	**Vertical Change**	.9	5 ft	5	REF		

Funding Source: TBD **Year to be Completed** TBD

Street Side	Run ID	Survey Street Name	Starting Street Name	End Street Name	Priority
NW	1909250827	ORANGE AVE	3RD ST	4TH ST	106

ID	Dist. from Corner	Barrier Type	As-is Measurement/Notes	Sidewalk Width	Qty	Unit	Cost	Total
24189	242.6 to 249.8 feet	Cross Slope (Driveway)	2.0-3.0%	5 ft	36	SF	$40	**$1,440**
24193	250.3 to 252.6 feet	Cross Slope (PAR)	4.0-5.0%	5 ft	12	SF	$120	**$1,380**
55016	255.5 to 256.5 feet	Vertical Change	.3	5 ft	5	LF	$75	**$375**
24194	256.6 to 261.8 feet	Cross Slope (PAR)	4.0-5.0%	5 ft	26	SF	$120	**$3,120**
59417	260.2 to 299.3 feet	Driveway				REF		
24196	261.8 to 262.8 feet	Cross Slope (Driveway)	2.0-3.0%	5 ft	5	SF	$40	**$200**
24197	267.2 to 303.5 feet	Cross Slope (Driveway)	2.0-3.0%	5 ft	182	SF	$40	**$7,260**
56273	303.2 to 304.2 feet	Vertical Change	.4	5 ft	5	REF		

TOTAL COST FOR: NW *side of* **ORANGE AVE** *Starting at:* **3RD ST** **$78,215.00**

Funding Source: TBD **Year to be Completed** TBD

Street Side	Run ID	Survey Street Name	Starting Street Name	End Street Name	Priority
SE	1909251012	ORANGE AVE	3RD ST	2ND ST	80

ID	Dist. from Corner	Barrier Type	As-is Measurement/Notes	Sidewalk Width	Qty	Unit	Cost	Total
23292	5.8 to 18.2 feet	Cross Slope (PAR)	2.0-3.0%	6 ft	74	SF	$120	**$8,928**
56235	29.9 to 32.9 feet	**Vertical Change**	.4	6 ft	18	LF	$75	**$1,350**
23293	56.1 to 57.3 feet	Cross Slope (PAR)	2.0-3.0%	6 ft	7	SF	$120	**$864**
54895	67.6 to 68.6 feet	**Vertical Change**	.3	6 ft	6	LF	$75	**$450**
59348	69.1 to 89.3 feet	Driveway				REF		
23294	92.5 to 131.6 feet	Cross Slope (PAR)	2.0-3.0%	6 ft	235	SF	$120	**$28,152**
23302	144.1 to 155.5 feet	Cross Slope (PAR)	2.0-3.0%	6 ft	68	SF	$120	**$8,208**
59349	167.0 to 181.4 feet	Driveway				REF		
23304	168.7 to 175.1 feet	**Cross Slope (Driveway)**	2.0-3.0%	6 ft	38	SF	$40	**$1,536**
54896	172.4 to 173.4 feet	**Vertical Change**	.3	6 ft	6	REF		
56236	194.0 to 195.0 feet	**Vertical Change**	.4	6 ft	6	LF	$75	**$450**
57260	197.0 to 198.0 feet	**Vertical Change**	.8	6 ft	6	SF	$75	**$450**
23307	242.5 to 244.2 feet	Cross Slope (PAR)	2.0-3.0%	6 ft	10	SF	$120	**$1,224**
23308	247.3 to 253.2 feet	Cross Slope (PAR)	2.0-3.0%	6 ft	35	SF	$120	**$4,248**
23309	268.6 to 274.8 feet	Cross Slope (PAR)	2.0-3.0%	6 ft	37	SF	$120	**$4,464**
23310	276.9 to 286.6 feet	Cross Slope (PAR)	2.0-3.0%	6 ft	58	SF	$120	**$6,984**
23314	289.4 to 306.7 feet	Cross Slope (PAR)	2.0-3.0%	6 ft	104	SF	$120	**$12,456**
57040	306.1 to 307.1 feet	**Vertical Change**	.6	6 ft	6	REF		

TOTAL COST FOR: SE *side of* **ORANGE AVE** *Starting at:* **3RD ST** **$79,764.00**

Funding Source: TBD **Year to be Completed** TBD

Street Side	Run ID	Survey Street Name	Starting Street Name	End Street Name	Priority
NW	1909250831	ORANGE AVE	4TH ST	5TH ST	103

ID	Dist. from Corner	Barrier Type	As-is Measurement/Notes	Sidewalk Width	Qty	Unit	Cost	Total
24064	0.0 to 1.1 feet	Cross Slope (PAR)	2.0-3.0%	5 ft	6	SF	$120	**$660**
55003	1.4 to 2.4 feet	Vertical Change	.3	5 ft	5	LF	$75	**$375**
24065	5.0 to 10.4 feet	Cross Slope (PAR)	2.0-3.0%	5 ft	27	SF	$120	**$3,240**
55004	16.2 to 17.2 feet	Vertical Change	.3	5 ft	5	LF	$75	**$375**
59409	18.8 to 49.3 feet	Driveway				REF		
24067	22.3 to 24.0 feet	Cross Slope (Driveway)	9.0-10.0%	5 ft	9	SF	$40	**$340**
24068	24.4 to 29.8 feet	Cross Slope (Driveway)	7.0-8.0%	5 ft	27	SF	$40	**$1,080**
24070	30.3 to 31.3 feet	Cross Slope (Driveway)	5.0-6.0%	5 ft	5	SF	$40	**$200**
24071	32.0 to 39.8 feet	Cross Slope (Driveway)	6.0-7.0%	5 ft	39	SF	$40	**$1,560**
56753	32.4 to 33.4 feet	Vertical Change	.5	5 ft	5	REF		
24074	39.8 to 42.7 feet	Cross Slope (Driveway)	8.0-9.0%	5 ft	15	SF	$40	**$580**
24076	45.6 to 47.5 feet	Cross Slope (Driveway)	8.0-9.0%	5 ft	10	SF	$40	**$380**
55005	46.4 to 47.4 feet	Vertical Change	.3	5 ft	5	REF		
56266	50.7 to 51.7 feet	Vertical Change	.4	5 ft	5	LF	$75	**$375**
24077	53.1 to 54.2 feet	Cross Slope (PAR)	2.0-3.0%	5 ft	6	SF	$120	**$660**
24078	57.9 to 63.9 feet	Cross Slope (PAR)	2.0-3.0%	5 ft	30	SF	$120	**$3,600**
24081	66.3 to 78.3 feet	Cross Slope (PAR)	3.0-4.0%	5 ft	60	SF	$120	**$7,200**
55006	67.4 to 68.4 feet	Vertical Change	.3	5 ft	5	REF		
55007	70.8 to 71.8 feet	Vertical Change	.3	5 ft	5	REF		
24083	78.3 to 91.2 feet	Cross Slope (PAR)	2.0-3.0%	5 ft	65	SF	$120	**$7,740**
24087	91.2 to 95.2 feet	Cross Slope (PAR)	4.0-5.0%	5 ft	20	SF	$120	**$2,400**
24089	95.2 to 96.2 feet	Cross Slope (PAR)	2.0-3.0%	5 ft	5	SF	$120	**$600**
59410	95.3 to 122.6 feet	Driveway				REF		
56267	96.7 to 97.7 feet	Vertical Change	.4	5 ft	5	REF		
24090	97.9 to 100.6 feet	Cross Slope (Driveway)	6.0-7.0%	5 ft	14	SF	$40	**$540**
24092	101.9 to 106.0 feet	Cross Slope (Driveway)	5.0-6.0%	5 ft	21	SF	$40	**$820**
55008	103.5 to 104.5 feet	Vertical Change	.3	5 ft	5	REF		
24093	109.7 to 113.8 feet	Cross Slope (Driveway)	6.0-7.0%	5 ft	21	SF	$40	**$820**

Funding Source: TBD **Year to be Completed** TBD

Street Side	Run ID	Survey Street Name	Starting Street Name	End Street Name	Priority
NW	1909250831	ORANGE AVE	4TH ST	5TH ST	103

ID	Dist. from Corner	Barrier Type	As-is Measurement/Notes	Sidewalk Width	Qty	Unit	Cost	Total
55009	114.2 to 115.2 feet	Vertical Change	.3	5 ft	5	REF		
24094	114.2 to 119.3 feet	Cross Slope (Driveway)	5.0-6.0%	5 ft	26	SF	$40	**$1,020**
24097	119.3 to 120.3 feet	Cross Slope (Driveway)	6.0-7.0%	5 ft	5	SF	$40	**$200**
24098	120.7 to 121.8 feet	Cross Slope (Driveway)	5.0-6.0%	5 ft	6	SF	$40	**$220**
24099	128.8 to 145.8 feet	Cross Slope (PAR)	2.0-3.0%	5 ft	85	SF	$120	**$10,200**
55010	140.0 to 141.0 feet	Vertical Change	.3	5 ft	5	REF		
24106	148.8 to 149.8 feet	Cross Slope (PAR)	3.0-4.0%	5 ft	5	SF	$120	**$600**
24107	149.8 to 157.6 feet	Cross Slope (PAR)	2.0-3.0%	5 ft	39	SF	$120	**$4,680**
59411	153.1 to 177.8 feet	Driveway				REF		
24109	171.4 to 175.0 feet	Cross Slope (Driveway)	2.0-3.0%	5 ft	18	SF	$40	**$720**
55011	181.4 to 182.4 feet	Vertical Change	.3	5 ft	5	LF	$75	**$375**
24110	184.1 to 204.1 feet	Cross Slope (PAR)	2.0-3.0%	5 ft	100	SF	$120	**$12,000**
55012	197.8 to 198.8 feet	Vertical Change	.3	5 ft	5	REF		
59412	205.1 to 230.3 feet	Driveway				REF		
24114	207.6 to 210.3 feet	Cross Slope (Driveway)	7.0-8.0%	5 ft	14	SF	$40	**$540**
55013	210.9 to 211.9 feet	Vertical Change	.3	5 ft	5	REF		
24115	211.1 to 212.1 feet	Cross Slope (Driveway)	4.0-5.0%	5 ft	5	SF	$40	**$200**
24116	221.0 to 229.4 feet	Cross Slope (Driveway)	4.0-5.0%	5 ft	42	SF	$40	**$1,680**
24118	233.2 to 243.6 feet	Cross Slope (PAR)	2.0-3.0%	5 ft	52	SF	$120	**$6,240**
56268	234.3 to 235.3 feet	Vertical Change	.4	5 ft	5	REF		
57045	243.5 to 244.5 feet	Vertical Change	.6	5 ft	5	REF		
24120	245.3 to 246.5 feet	Cross Slope (PAR)	5.0-6.0%	5 ft	6	SF	$120	**$720**
24121	246.5 to 247.6 feet	Cross Slope (PAR)	6.0-7.0%	5 ft	6	SF	$120	**$660**
24122	247.6 to 250.6 feet	Cross Slope (PAR)	5.0-6.0%	5 ft	15	SF	$120	**$1,800**
24124	250.6 to 254.4 feet	Cross Slope (PAR)	3.0-4.0%	5 ft	19	SF	$120	**$2,280**
56269	253.9 to 254.9 feet	Vertical Change	.4	5 ft	5	REF		
24126	254.4 to 255.6 feet	Cross Slope (PAR)	2.0-3.0%	5 ft	6	SF	$120	**$720**
24127	269.8 to 272.6 feet	Cross Slope (PAR)	2.0-3.0%	5 ft	14	SF	$120	**$1,680**

Funding Source: TBD **Year to be Completed** TBD

Street Side	Run ID	Survey Street Name	Starting Street Name	End Street Name	Priority
NW	1909250831	ORANGE AVE	4TH ST	5TH ST	103

ID	Dist. from Corner	Barrier Type	As-is Measurement/Notes	Sidewalk Width	Qty	Unit	Cost	Total
55014	274.4 to 275.4 feet	**Vertical Change**	.3	5 ft	5	LF	$75	**$375**
24128	275.9 to 278.0 feet	Cross Slope (PAR)	2.0-3.0%	5 ft	11	SF	$120	**$1,260**
56270	278.0 to 279.0 feet	**Vertical Change**	.4	5 ft	5	REF		
24129	281.7 to 294.7 feet	Cross Slope (PAR)	2.0-3.0%	5 ft	65	SF	$120	**$7,800**
55015	288.3 to 289.3 feet	**Vertical Change**	.3	5 ft	5	REF		
24132	296.9 to 297.9 feet	Cross Slope (PAR)	3.0-4.0%	5 ft	5	SF	$120	**$600**
24133	297.9 to 308.5 feet	Cross Slope (PAR)	2.0-3.0%	5 ft	53	SF	$120	**$6,360**
56271	298.4 to 299.4 feet	**Vertical Change**	.4	5 ft	5	REF		

TOTAL COST FOR: NW *side of* **ORANGE AVE** *Starting at:* **4TH ST** **$96,475.00**

Funding Source: TBD **Year to be Completed** TBD

Street Side	Run ID	Survey Street Name	Starting Street Name	End Street Name	Priority
SE	1909251006	ORANGE AVE	4TH ST	3RD ST	105.25

ID	Dist. from Corner	Barrier Type	As-is Measurement/Notes	Sidewalk Width	Qty	Unit	Cost	Total
23316	2.4 to 12.6 feet	Cross Slope (PAR)	2.0-3.0%	5 ft	51	SF	$120	**$6,120**
54897	2.6 to 3.6 feet	**Vertical Change**	.3	5 ft	5	REF		
54898	8.0 to 9.0 feet	**Vertical Change**	.3	5 ft	5	REF		
23318	14.9 to 41.6 feet	Cross Slope (PAR)	3.0-4.0%	5 ft	134	SF	$120	**$16,020**
23320	41.9 to 48.9 feet	Cross Slope (PAR)	2.0-3.0%	5 ft	35	SF	$120	**$4,200**
23323	59.3 to 101.8 feet	Cross Slope (PAR)	2.0-3.0%	5 ft	213	SF	$120	**$25,500**
57041	90.4 to 91.4 feet	**Vertical Change**	.6	5 ft	5	SF	$75	**$375**
59350	100.3 to 115.1 feet	Driveway				REF		
40677	102.1 to 104.3 feet	Running Slope	6.0-7.0%	5 ft	11	REF		
23334	105.9 to 111.4 feet	**Cross Slope (Driveway)**	>15%	5 ft	28	SF	$40	**$1,100**
40678	112.7 to 114.4 feet	Running Slope	5.0-6.0%	5 ft	9	REF		
40679	114.4 to 115.6 feet	Running Slope	6.0-7.0%	5 ft	6	REF		
23336	116.5 to 127.6 feet	Cross Slope (PAR)	4.0-5.0%	5 ft	56	SF	$120	**$6,660**
23340	127.6 to 147.8 feet	Cross Slope (PAR)	2.0-3.0%	5 ft	101	SF	$120	**$12,120**
54899	141.6 to 142.6 feet	**Vertical Change**	.3	5 ft	5	REF		
23346	149.2 to 151.3 feet	Cross Slope (PAR)	4.0-5.0%	5 ft	11	SF	$120	**$1,260**
59351	150.5 to 175.6 feet	Driveway				REF		
23347	156.3 to 172.0 feet	**Cross Slope (Driveway)**	>15%	5 ft	78	SF	$40	**$3,140**
56739	177.6 to 178.6 feet	**Vertical Change**	.5	5 ft	5	SF	$75	**$375**
23351	187.4 to 190.4 feet	Cross Slope (PAR)	2.0-3.0%	5 ft	15	SF	$120	**$1,800**
56237	187.9 to 188.9 feet	**Vertical Change**	.4	5 ft	5	REF		
23353	193.3 to 203.6 feet	Cross Slope (PAR)	3.0-4.0%	5 ft	52	SF	$120	**$6,180**
59352	203.1 to 218.8 feet	Driveway				REF		
56238	203.9 to 204.9 feet	**Vertical Change**	.4	5 ft	5	REF		
23356	207.3 to 216.5 feet	**Cross Slope (Driveway)**	14.0-15.0%	5 ft	46	SF	$40	**$1,840**
57261	215.9 to 216.9 feet	**Vertical Change**	.8	5 ft	5	REF		
40680	216.0 to 217.4 feet	Running Slope	6.0-7.0%	5 ft	7	REF		
54900	219.0 to 220.0 feet	**Vertical Change**	.3	5 ft	5	REF		

Funding Source: TBD **Year to be Completed** TBD

Street Side	Run ID	Survey Street Name	Starting Street Name	End Street Name	Priority
SE	1909251006	ORANGE AVE	4TH ST	3RD ST	105.25

ID	Dist. from Corner	Barrier Type	As-is Measurement/Notes	Sidewalk Width	Qty	Unit	Cost	Total
23361	222.9 to 226.5 feet	Cross Slope (PAR)	2.0-3.0%	5 ft	18	SF	$120	**$2,160**
54901	229.1 to 232.4 feet	**Vertical Change**	.3	5 ft	17	LF	$75	**$1,238**
23362	230.7 to 258.3 feet	Cross Slope (PAR)	2.0-3.0%	5 ft	138	SF	$120	**$16,560**
54903	254.9 to 255.9 feet	**Vertical Change**	.3	5 ft	5	REF		
23366	272.8 to 283.8 feet	Cross Slope (PAR)	2.0-3.0%	5 ft	55	SF	$120	**$6,600**
23370	289.8 to 296.4 feet	Cross Slope (PAR)	2.0-3.0%	5 ft	33	SF	$120	**$3,960**
54904	296.8 to 297.8 feet	**Vertical Change**	.3	5 ft	5	LF	$75	**$375**
23371	298.8 to 300.4 feet	Cross Slope (PAR)	2.0-3.0%	5 ft	8	SF	$120	**$960**

TOTAL COST FOR: SE *side of* **ORANGE AVE** *Starting at:* **4TH ST** **$118,542.50**

Funding Source: TBD **Year to be Completed** TBD

Street Side	Run ID	Survey Street Name	Starting Street Name	End Street Name	Priority
NW	1909250836	ORANGE AVE	5TH ST	6TH ST	120.25

ID	Dist. from Corner	Barrier Type	As-is Measurement/Notes	Sidewalk Width	Qty	Unit	Cost	Total
24014	1.3 to 6.3 feet	Cross Slope (PAR)	3.0-4.0%	5 ft	25	SF	$120	**$3,000**
57641	3.5 to 4.5 feet	**Vertical Change**	3.4	5 ft	5	REF		
24017	6.4 to 9.4 feet	Cross Slope (PAR)	2.0-3.0%	5 ft	15	SF	$120	**$1,800**
24019	10.3 to 12.3 feet	Cross Slope (PAR)	4.0-5.0%	5 ft	10	SF	$120	**$1,200**
59404	10.8 to 46.6 feet	Driveway				REF		
54994	14.0 to 15.0 feet	**Vertical Change**	.3	5 ft	5	REF		
24020	15.1 to 28.3 feet	**Cross Slope (Driveway)**	10.0-11.0%	5 ft	66	SF	$40	**$2,640**
24024	29.1 to 37.8 feet	**Cross Slope (Driveway)**	12.0-13.0%	5 ft	43	SF	$40	**$1,740**
24027	37.8 to 40.1 feet	**Cross Slope (Driveway)**	10.0-11.0%	5 ft	12	SF	$40	**$460**
24028	45.7 to 47.0 feet	**Cross Slope (Driveway)**	3.0-4.0%	5 ft	7	SF	$40	**$260**
24029	47.0 to 54.3 feet	**Cross Slope (Driveway)**	2.0-3.0%	5 ft	37	SF	$40	**$1,460**
56261	47.1 to 48.1 feet	**Vertical Change**	.4	5 ft	5	REF		
24032	59.3 to 62.4 feet	Cross Slope (PAR)	2.0-3.0%	5 ft	16	SF	$120	**$1,860**
59405	63.5 to 82.1 feet	Driveway				REF		
24033	69.1 to 79.2 feet	**Cross Slope (Driveway)**	11.0-12.0%	5 ft	51	SF	$40	**$2,020**
40711	80.2 to 81.7 feet	Running Slope	6.0-7.0%	5 ft	8	REF		
56262	81.7 to 82.7 feet	**Vertical Change**	.4	5 ft	5	REF		
24036	83.3 to 100.6 feet	Cross Slope (PAR)	4.0-5.0%	5 ft	87	SF	$120	**$10,380**
24042	100.6 to 104.8 feet	Cross Slope (PAR)	2.0-3.0%	5 ft	21	SF	$120	**$2,520**
59406	103.2 to 119.1 feet	Driveway				REF		
24045	104.9 to 109.0 feet	**Cross Slope (Driveway)**	4.0-5.0%	5 ft	21	SF	$40	**$820**
24047	109.8 to 111.3 feet	**Cross Slope (Driveway)**	2.0-3.0%	5 ft	8	SF	$40	**$300**
24048	127.7 to 129.8 feet	Cross Slope (PAR)	2.0-3.0%	5 ft	11	SF	$120	**$1,260**
56263	130.0 to 131.0 feet	**Vertical Change**	.4	5 ft	5	LF	$75	**$375**
54995	141.0 to 142.0 feet	**Vertical Change**	.3	5 ft	5	LF	$75	**$375**
24049	143.6 to 151.1 feet	Cross Slope (PAR)	2.0-3.0%	5 ft	38	SF	$120	**$4,500**
59407	151.2 to 168.7 feet	Driveway				REF		
24052	155.1 to 157.8 feet	**Cross Slope (Driveway)**	7.0-8.0%	5 ft	14	SF	$40	**$540**
24054	157.8 to 166.4 feet	**Cross Slope (Driveway)**	5.0-6.0%	5 ft	43	SF	$40	**$1,720**

Funding Source: TBD **Year to be Completed** TBD

Street Side	Run ID	Survey Street Name	Starting Street Name	End Street Name	Priority
NW	1909250836	ORANGE AVE	5TH ST	6TH ST	120.25

ID	Dist. from Corner	Barrier Type	As-is Measurement/Notes	Sidewalk Width	Qty	Unit	Cost	Total
24058	166.4 to 167.7 feet	Cross Slope (Driveway)	3.0-4.0%	5 ft	7	SF	$40	$260
54996	166.7 to 167.7 feet	Vertical Change	.3	5 ft	5	REF		
24059	167.7 to 177.2 feet	Cross Slope (Driveway)	2.0-3.0%	5 ft	48	SF	$40	$1,900
54997	187.7 to 188.7 feet	Vertical Change	.3	5 ft	5	LF	$75	$375
54998	200.8 to 201.8 feet	Vertical Change	.3	5 ft	5	LF	$75	$375
54999	225.8 to 226.8 feet	Vertical Change	.3	5 ft	5	LF	$75	$375
55000	246.2 to 247.2 feet	Vertical Change	.3	5 ft	5	LF	$75	$375
56264	252.9 to 253.9 feet	Vertical Change	.4	5 ft	5	LF	$75	$375
59408	254.5 to 268.2 feet	Driveway				REF		
56265	266.0 to 267.0 feet	Vertical Change	.4	5 ft	5	REF		
55001	280.5 to 281.5 feet	Vertical Change	.3	5 ft	5	LF	$75	$375
24063	289.9 to 293.9 feet	Cross Slope (PAR)	2.0-3.0%	5 ft	20	SF	$120	$2,400
55002	301.9 to 302.9 feet	Vertical Change	.3	5 ft	5	LF	$75	$375

TOTAL COST FOR: NW *side of* **ORANGE AVE** *Starting at:* **5TH ST** **$46,415.00**

Funding Source: TBD **Year to be Completed** TBD

Street Side	Run ID	Survey Street Name	Starting Street Name	End Street Name	Priority
SE	1909251001	ORANGE AVE	5TH ST	4TH ST	106.75

ID	Dist. from Corner	Barrier Type	As-is Measurement/Notes	Sidewalk Width	Qty	Unit	Cost	Total
23372	1.0 to 4.7 feet	Cross Slope (PAR)	2.0-3.0%	5 ft	19	SF	$120	**$2,220**
23374	26.9 to 29.8 feet	Cross Slope (PAR)	2.0-3.0%	5 ft	15	SF	$120	**$1,740**
54905	47.1 to 48.1 feet	**Vertical Change**	.3	5 ft	5	LF	$75	**$375**
23375	60.5 to 64.9 feet	Cross Slope (PAR)	2.0-3.0%	5 ft	22	SF	$120	**$2,640**
23378	68.8 to 72.6 feet	Cross Slope (PAR)	2.0-3.0%	5 ft	19	SF	$120	**$2,280**
59353	72.1 to 93.2 feet	Driveway				REF		
23380	77.9 to 87.9 feet	**Cross Slope (Driveway)**	14.0-15.0%	5 ft	50	SF	$40	**$2,000**
23384	88.8 to 90.8 feet	**Cross Slope (Driveway)**	12.0-13.0%	5 ft	10	SF	$40	**$400**
23385	94.8 to 98.0 feet	Cross Slope (PAR)	2.0-3.0%	5 ft	16	SF	$120	**$1,920**
54906	98.4 to 99.4 feet	**Vertical Change**	.3	5 ft	5	LF	$75	**$375**
23387	100.8 to 101.9 feet	Cross Slope (PAR)	3.0-4.0%	5 ft	6	SF	$120	**$660**
23388	105.5 to 120.8 feet	Cross Slope (PAR)	3.0-4.0%	5 ft	77	SF	$120	**$9,180**
59354	119.8 to 149.5 feet	Driveway				REF		
40681	122.5 to 123.7 feet	Running Slope	6.0-7.0%	5 ft	6	REF		
23391	124.1 to 131.4 feet	**Cross Slope (Driveway)**	>15%	5 ft	37	SF	$40	**$1,460**
23393	131.4 to 134.8 feet	**Cross Slope (Driveway)**	13.014	5 ft	17	SF	$40	**$680**
23394	136.7 to 146.5 feet	**Cross Slope (Driveway)**	>15%	5 ft	49	SF	$40	**$1,960**
40682	147.8 to 149.4 feet	Running Slope	5.0-6.0%	5 ft	8	REF		
23396	150.3 to 151.3 feet	**Cross Slope (Driveway)**	5.0-6.0%	5 ft	5	SF	$40	**$200**
59355	150.8 to 165.9 feet	Driveway				REF		
40683	152.0 to 153.6 feet	Running Slope	5.0-6.0%	5 ft	8	REF		
23397	156.5 to 163.8 feet	**Cross Slope (Driveway)**	13.014	5 ft	37	SF	$40	**$1,460**
40684	163.5 to 166.3 feet	Running Slope	6.0-7.0%	5 ft	14	REF		
23399	168.2 to 171.4 feet	Cross Slope (PAR)	2.0-3.0%	5 ft	16	SF	$120	**$1,920**
23401	173.7 to 184.1 feet	Cross Slope (PAR)	2.0-3.0%	5 ft	52	SF	$120	**$6,240**
54907	183.3 to 184.3 feet	**Vertical Change**	.3	5 ft	5	REF		
23403	191.0 to 204.2 feet	Cross Slope (PAR)	2.0-3.0%	5 ft	66	SF	$120	**$7,920**
59356	204.3 to 225.1 feet	Driveway				REF		
23407	209.2 to 222.0 feet	**Cross Slope (Driveway)**	14.0-15.0%	5 ft	64	SF	$40	**$2,560**

Funding Source: TBD **Year to be Completed** TBD

Street Side	Run ID	Survey Street Name	Starting Street Name	End Street Name	Priority
SE	1909251001	ORANGE AVE	5TH ST	4TH ST	106.75

ID	Dist. from Corner	Barrier Type	As-is Measurement/Notes	Sidewalk Width	Qty	Unit	Cost	Total
40685	222.7 to 225.1 feet	Running Slope	5.0-6.0%	5 ft	12	REF		
23411	227.7 to 244.7 feet	Cross Slope (PAR)	2.0-3.0%	5 ft	85	SF	$120	**$10,200**
23413	262.2 to 263.4 feet	Cross Slope (PAR)	2.0-3.0%	5 ft	6	SF	$120	**$720**
23414	265.8 to 276.9 feet	Cross Slope (PAR)	3.0-4.0%	5 ft	55	SF	$120	**$6,660**
54908	272.8 to 273.8 feet	**Vertical Change**	.3	5 ft	5	REF		
59357	276.8 to 291.8 feet	Driveway				REF		
23418	276.9 to 278.3 feet	**Cross Slope (Driveway)**	2.0-3.0%	5 ft	7	SF	$40	**$280**
56239	277.3 to 278.3 feet	**Vertical Change**	.4	5 ft	5	REF		
54909	290.4 to 291.4 feet	**Vertical Change**	.3	5 ft	5	REF		
23419	294.6 to 298.4 feet	Cross Slope (PAR)	2.0-3.0%	5 ft	19	SF	$120	**$2,280**

TOTAL COST FOR: SE *side of* **ORANGE AVE** *Starting at:* **5TH ST** **$68,330.00**

Funding Source: TBD **Year to be Completed** TBD

Street Side	Run ID	Survey Street Name	Starting Street Name	End Street Name	Priority
NW	1909250840	ORANGE AVE	6TH ST	7TH ST	89

ID	Dist. from Corner	Barrier Type	As-is Measurement/Notes	Sidewalk Width	Qty	Unit	Cost	Total
56750	5.0 to 6.0 feet	Vertical Change	.5	5 ft	5	SF	$75	$375
54984	25.5 to 26.5 feet	Vertical Change	.3	5 ft	5	LF	$75	$375
23984	45.8 to 50.3 feet	Cross Slope (PAR)	2.0-3.0%	5 ft	23	SF	$120	$2,700
59400	49.4 to 63.5 feet	Driveway				REF		
54985	61.0 to 62.0 feet	Vertical Change	.3	5 ft	5	REF		
54986	82.1 to 83.1 feet	Vertical Change	.3	5 ft	5	LF	$75	$375
23985	83.8 to 88.9 feet	Cross Slope (PAR)	2.0-3.0%	5 ft	26	SF	$120	$3,060
59401	89.8 to 105.4 feet	Driveway				REF		
56258	103.6 to 104.6 feet	Vertical Change	.4	5 ft	5	REF		
54987	107.8 to 108.8 feet	Vertical Change	.3	5 ft	5	LF	$75	$375
23986	111.8 to 119.1 feet	Cross Slope (PAR)	2.0-3.0%	5 ft	37	SF	$120	$4,380
23987	125.3 to 136.2 feet	Cross Slope (PAR)	2.0-3.0%	5 ft	54	SF	$120	$6,540
59402	134.5 to 149.5 feet	Driveway				REF		
23989	160.9 to 193.8 feet	Cross Slope (PAR)	2.0-3.0%	5 ft	165	SF	$120	$19,740
54988	164.5 to 165.5 feet	Vertical Change	.3	5 ft	5	REF		
54989	174.8 to 178.4 feet	Vertical Change	.3	5 ft	18	REF		
56259	182.6 to 183.6 feet	Vertical Change	.4	5 ft	5	REF		
54990	193.0 to 194.0 feet	Vertical Change	.3	5 ft	5	REF		
59403	193.3 to 217.4 feet	Driveway				REF		
24000	195.4 to 196.5 feet	Cross Slope (Driveway)	5.0-6.0%	5 ft	6	SF	$40	$220
24001	196.9 to 209.2 feet	Cross Slope (Driveway)	7.0-8.0%	5 ft	62	SF	$40	$2,460
24006	211.8 to 215.8 feet	Cross Slope (Driveway)	5.0-6.0%	5 ft	20	SF	$40	$800
54991	214.1 to 215.1 feet	Vertical Change	.3	5 ft	5	REF		
24008	215.8 to 217.3 feet	Cross Slope (Driveway)	3.0-4.0%	5 ft	8	SF	$40	$300
24009	217.6 to 220.6 feet	Cross Slope (PAR)	2.0-3.0%	5 ft	15	SF	$120	$1,800
54992	225.1 to 226.1 feet	Vertical Change	.3	5 ft	5	LF	$75	$375
56752	257.4 to 258.4 feet	Vertical Change	.5	5 ft	5	SF	$75	$375
24010	267.4 to 275.9 feet	Cross Slope (PAR)	2.0-3.0%	5 ft	43	SF	$120	$5,100
56260	272.8 to 273.8 feet	Vertical Change	.4	5 ft	5	REF		

Funding Source: TBD **Year to be Completed** TBD

Street Side	Run ID	Survey Street Name	Starting Street Name	End Street Name	Priority
NW	1909250840	ORANGE AVE	6TH ST	7TH ST	89

ID	Dist. from Corner	Barrier Type	As-is Measurement/Notes	Sidewalk Width	Qty	Unit	Cost	Total
24012	278.5 to 296.1 feet	Cross Slope (PAR)	2.0-3.0%	5 ft	88	SF	$120	**$10,560**
24013	300.0 to 302.7 feet	Cross Slope (PAR)	2.0-3.0%	5 ft	14	SF	$120	**$1,620**
54993	302.2 to 303.2 feet	**Vertical Change**	.3	5 ft	5	REF		

TOTAL COST FOR: NW *side of* **ORANGE AVE** *Starting at:* **6TH ST** **$61,530.00**

Funding Source: TBD **Year to be Completed** TBD

Street Side	Run ID	Survey Street Name	Starting Street Name	End Street Name	Priority
SE	1909250957	ORANGE AVE	6TH ST	5TH ST	111.5

ID	Dist. from Corner	Barrier Type	As-is Measurement/Notes	Sidewalk Width	Qty	Unit	Cost	Total
57188	0.6 to 1.6 feet	Vertical Change	.7	5 ft	5	SF	$75	$375
54910	22.3 to 23.3 feet	Vertical Change	.3	5 ft	5	LF	$75	$375
23420	46.5 to 47.5 feet	Cross Slope (PAR)	2.0-3.0%	5 ft	5	SF	$120	$600
56240	68.1 to 69.1 feet	Vertical Change	.4	5 ft	5	LF	$75	$375
23421	76.9 to 83.5 feet	Cross Slope (PAR)	2.0-3.0%	5 ft	33	SF	$120	$3,960
57353	81.8 to 82.8 feet	Vertical Change	1	5 ft	5	REF		
57189	87.1 to 88.1 feet	Vertical Change	.7	5 ft	5	SF	$75	$375
59358	87.3 to 98.8 feet	Driveway				REF		
57454	91.0 to 92.0 feet	Vertical Change	1.4	5 ft	5	REF		
23424	93.5 to 96.7 feet	Cross Slope (Driveway)	11.0-12.0%	5 ft	16	SF	$40	$640
23425	99.0 to 100.2 feet	Cross Slope (Driveway)	5.0-6.0%	5 ft	6	SF	$40	$240
59359	100.6 to 122.0 feet	Driveway				REF		
23426	105.7 to 114.6 feet	Cross Slope (Driveway)	14.0-15.0%	5 ft	45	SF	$40	$1,780
23428	114.6 to 116.7 feet	Cross Slope (Driveway)	12.0-13.0%	5 ft	11	SF	$40	$420
23430	117.8 to 119.3 feet	Cross Slope (Driveway)	9.0-10.0%	5 ft	8	SF	$40	$300
23431	123.4 to 126.8 feet	Cross Slope (PAR)	2.0-3.0%	5 ft	17	SF	$120	$2,040
23433	127.0 to 135.2 feet	Cross Slope (PAR)	4.0-5.0%	5 ft	41	SF	$120	$4,920
54911	131.9 to 132.9 feet	Vertical Change	.3	5 ft	5	REF		
23435	135.2 to 142.4 feet	Cross Slope (PAR)	2.0-3.0%	5 ft	36	SF	$120	$4,320
56241	139.8 to 140.8 feet	Vertical Change	.4	5 ft	5	REF		
23437	143.1 to 153.3 feet	Cross Slope (PAR)	4.0-5.0%	5 ft	51	SF	$120	$6,120
23441	153.9 to 165.3 feet	Cross Slope (PAR)	2.0-3.0%	5 ft	57	SF	$120	$6,840
23444	167.4 to 174.6 feet	Cross Slope (PAR)	3.0-4.0%	5 ft	36	SF	$120	$4,320
23445	177.1 to 181.6 feet	Cross Slope (PAR)	3.0-4.0%	5 ft	23	SF	$120	$2,700
23446	182.1 to 184.4 feet	Cross Slope (PAR)	2.0-3.0%	5 ft	12	SF	$120	$1,380
59360	192.9 to 218.3 feet	Driveway				REF		
23447	213.3 to 216.2 feet	Cross Slope (Driveway)	2.0-3.0%	5 ft	15	SF	$40	$580
54912	221.0 to 222.0 feet	Vertical Change	.3	5 ft	5	LF	$75	$375

Funding Source: TBD **Year to be Completed** TBD

Street Side	Run ID	Survey Street Name	Starting Street Name	End Street Name	Priority
SE	1909250957	ORANGE AVE	6TH ST	5TH ST	111.5

ID	Dist. from Corner	Barrier Type	As-is Measurement/Notes	Sidewalk Width	Qty	Unit	Cost	Total
56740	254.2 to 255.2 feet	**Vertical Change**	.5	5 ft	5	SF	$75	**$375**
23448	257.7 to 262.8 feet	Cross Slope (PAR)	2.0-3.0%	5 ft	26	SF	$120	**$3,060**
54913	259.2 to 260.2 feet	**Vertical Change**	.3	5 ft	5	REF		
59361	265.2 to 285.5 feet	Driveway				REF		
54914	265.5 to 266.5 feet	**Vertical Change**	.3	5 ft	5	REF		
23449	266.7 to 267.8 feet	**Cross Slope (Driveway)**	2.0-3.0%	5 ft	6	SF	$40	**$220**
23450	290.6 to 300.2 feet	Cross Slope (PAR)	2.0-3.0%	5 ft	48	SF	$120	**$5,760**
54915	295.9 to 296.9 feet	**Vertical Change**	.3	5 ft	5	REF		
23453	302.8 to 306.0 feet	Cross Slope (PAR)	2.0-3.0%	5 ft	16	SF	$120	**$1,920**

TOTAL COST FOR: SE *side of* **ORANGE AVE** *Starting at:* **6TH ST** **$54,370.00**

Funding Source: TBD **Year to be Completed** TBD

Street Side	Run ID	Survey Street Name	Starting Street Name	End Street Name	Priority
NW	1909250844	ORANGE AVE	7TH ST	8TH ST	84

ID	Dist. from Corner	Barrier Type	As-is Measurement/Notes	Sidewalk Width	Qty	Unit	Cost	Total
23972	23.7 to 35.0 feet	Cross Slope (PAR)	2.0-3.0%	5 ft	57	SF	$120	**$6,780**
54977	32.9 to 33.9 feet	**Vertical Change**	.3	5 ft	5	REF		
23974	41.9 to 47.8 feet	Cross Slope (PAR)	2.0-3.0%	5 ft	30	SF	$120	**$3,540**
23975	50.7 to 54.6 feet	Cross Slope (PAR)	2.0-3.0%	5 ft	20	SF	$120	**$2,340**
23977	58.3 to 59.6 feet	Cross Slope (PAR)	2.0-3.0%	5 ft	7	SF	$120	**$780**
59397	73.3 to 87.5 feet	Driveway				REF		
23978	73.5 to 88.4 feet	**Cross Slope (Driveway)**	2.0-3.0%	5 ft	75	SF	$40	**$2,980**
54978	85.8 to 86.8 feet	**Vertical Change**	.3	5 ft	5	REF		
54979	91.0 to 92.0 feet	**Vertical Change**	.3	5 ft	5	LF	$75	**$375**
59398	120.4 to 136.1 feet	Driveway				REF		
54980	121.0 to 122.0 feet	**Vertical Change**	.3	5 ft	5	REF		
54981	128.2 to 129.2 feet	**Vertical Change**	.3	5 ft	5	REF		
23982	133.5 to 135.0 feet	**Cross Slope (Driveway)**	2.0-3.0%	5 ft	8	SF	$40	**$300**
56257	135.4 to 136.4 feet	**Vertical Change**	.4	5 ft	5	REF		
59399	200.3 to 210.1 feet	Driveway				REF		
23983	203.3 to 206.0 feet	**Cross Slope (Driveway)**	2.0-3.0%	5 ft	14	SF	$40	**$540**
54982	208.3 to 209.3 feet	**Vertical Change**	.3	5 ft	5	REF		
54983	220.4 to 221.4 feet	**Vertical Change**	.3	5 ft	5	LF	$75	**$375**

TOTAL COST FOR: NW *side of* **ORANGE AVE** *Starting at:* **7TH ST** **$18,010.00**

Funding Source: TBD **Year to be Completed** TBD

Street Side	Run ID	Survey Street Name	Starting Street Name	End Street Name	Priority
SE	1909250953	ORANGE AVE	7TH ST	6TH ST	74

ID	Dist. from Corner	Barrier Type	As-is Measurement/Notes	Sidewalk Width	Qty	Unit	Cost	Total
56741	2.4 to 3.4 feet	Vertical Change	.5	5 ft	5	SF	$75	$375
23454	37.1 to 38.6 feet	Cross Slope (PAR)	2.0-3.0%	5 ft	8	SF	$120	$900
54916	40.9 to 41.9 feet	Vertical Change	.3	5 ft	5	LF	$75	$375
59362	40.9 to 63.2 feet	Driveway				REF		
23455	45.3 to 49.8 feet	Cross Slope (Driveway)	2.0-3.0%	5 ft	23	SF	$40	$900
54917	60.5 to 61.5 feet	Vertical Change	.3	5 ft	5	REF		
23456	66.9 to 68.6 feet	Cross Slope (PAR)	2.0-3.0%	5 ft	8	SF	$120	$1,020
23457	84.8 to 89.1 feet	Cross Slope (PAR)	2.0-3.0%	5 ft	22	SF	$120	$2,580
59363	90.3 to 105.3 feet	Driveway				REF		
54918	90.9 to 91.9 feet	Vertical Change	.3	5 ft	5	REF		
23458	92.5 to 94.6 feet	Cross Slope (Driveway)	2.0-3.0%	5 ft	11	SF	$40	$420
23459	112.8 to 113.9 feet	Cross Slope (PAR)	2.0-3.0%	5 ft	6	SF	$120	$660
54919	122.2 to 123.2 feet	Vertical Change	.3	5 ft	5	LF	$75	$375
23460	156.5 to 170.1 feet	Cross Slope (PAR)	2.0-3.0%	5 ft	68	SF	$120	$8,160
54920	170.0 to 171.0 feet	Vertical Change	.3	5 ft	5	REF		
59364	174.7 to 190.8 feet	Driveway				REF		
23465	175.4 to 179.3 feet	Cross Slope (Driveway)	3.0-4.0%	5 ft	20	SF	$40	$780
23468	179.3 to 180.8 feet	Cross Slope (Driveway)	2.0-3.0%	5 ft	8	SF	$40	$300
23469	194.6 to 195.8 feet	Cross Slope (PAR)	2.0-3.0%	5 ft	6	SF	$120	$720
54921	215.2 to 216.2 feet	Vertical Change	.3	5 ft	5	LF	$75	$375
23470	221.5 to 224.8 feet	Cross Slope (PAR)	2.0-3.0%	5 ft	17	SF	$120	$1,980
59365	224.8 to 242.7 feet	Driveway				REF		
54922	225.7 to 228.4 feet	Vertical Change	.3	5 ft	14	REF		
54924	239.7 to 240.7 feet	Vertical Change	.3	5 ft	5	REF		
23471	244.3 to 246.7 feet	Cross Slope (PAR)	2.0-3.0%	5 ft	12	SF	$120	$1,440
23472	250.6 to 253.3 feet	Cross Slope (PAR)	2.0-3.0%	5 ft	14	SF	$120	$1,620
23473	256.4 to 259.3 feet	Cross Slope (PAR)	2.0-3.0%	5 ft	15	SF	$120	$1,740
23474	281.8 to 283.8 feet	Cross Slope (PAR)	2.0-3.0%	5 ft	10	SF	$120	$1,200
54925	290.9 to 291.9 feet	Vertical Change	.3	5 ft	5	REF		

Funding Source: TBD **Year to be Completed** TBD

Street Side	Run ID	Survey Street Name	Starting Street Name	End Street Name	Priority
SE	1909250953	ORANGE AVE	7TH ST	6TH ST	74

ID	Dist. from Corner	Barrier Type	As-is Measurement/Notes	Sidewalk Width	Qty	Unit	Cost	Total
23475	291.7 to 293.4 feet	Cross Slope (PAR)	2.0-3.0%	5 ft	8	SF	$120	**$1,020**

TOTAL COST FOR: SE *side of* **ORANGE AVE** *Starting at:* **7TH ST** **$26,940.00**

Funding Source: TBD **Year to be Completed** TBD

Street Side	Run ID	Survey Street Name	Starting Street Name	End Street Name	Priority
NW	1909250847	ORANGE AVE	8TH ST	9TH ST	137

ID	Dist. from Corner	Barrier Type	As-is Measurement/Notes	Sidewalk Width	Qty	Unit	Cost	Total
23914	0.0 to 1.9 feet	Cross Slope (PAR)	3.0-4.0%	5 ft	10	SF	$120	**$1,140**
23915	1.9 to 4.1 feet	Cross Slope (PAR)	2.0-3.0%	5 ft	11	SF	$120	**$1,320**
23916	10.8 to 25.4 feet	Cross Slope (PAR)	2.0-3.0%	5 ft	73	SF	$120	**$8,760**
23917	27.8 to 37.8 feet	Cross Slope (PAR)	3.0-4.0%	5 ft	50	SF	$120	**$6,000**
57043	34.8 to 35.8 feet	**Vertical Change**	.6	5 ft	5	REF		
59394	36.9 to 49.1 feet	Driveway				REF		
57386	37.5 to 38.5 feet	**Vertical Change**	1.1	5 ft	5	REF		
23920	38.7 to 66.0 feet	**Cross Slope (Driveway)**	2.0-3.0%	5 ft	136	SF	$40	**$5,460**
23925	70.9 to 91.4 feet	Cross Slope (PAR)	2.0-3.0%	5 ft	102	SF	$120	**$12,300**
59395	89.9 to 100.3 feet	Driveway				REF		
23930	94.3 to 96.5 feet	**Cross Slope (Driveway)**	3.0-4.0%	5 ft	11	SF	$40	**$440**
23931	96.5 to 116.0 feet	**Cross Slope (Driveway)**	2.0-3.0%	5 ft	98	SF	$40	**$3,900**
23934	120.8 to 128.5 feet	Cross Slope (PAR)	3.0-4.0%	5 ft	39	SF	$120	**$4,620**
23935	128.7 to 132.4 feet	Cross Slope (PAR)	2.0-3.0%	5 ft	19	SF	$120	**$2,220**
23937	133.2 to 161.4 feet	Cross Slope (PAR)	4.0-5.0%	5 ft	141	SF	$120	**$16,920**
23944	165.1 to 181.8 feet	Cross Slope (PAR)	4.0-5.0%	5 ft	84	SF	$120	**$10,020**
23948	182.6 to 184.5 feet	Cross Slope (PAR)	2.0-3.0%	5 ft	10	SF	$120	**$1,140**
23949	187.9 to 188.9 feet	Cross Slope (PAR)	2.0-3.0%	5 ft	5	SF	$120	**$600**
23950	206.0 to 216.0 feet	Cross Slope (PAR)	2.0-3.0%	5 ft	50	SF	$120	**$6,000**
23952	216.8 to 219.7 feet	Cross Slope (PAR)	4.0-5.0%	5 ft	15	SF	$120	**$1,740**
54976	217.4 to 218.4 feet	**Vertical Change**	.3	5 ft	5	REF		
23954	219.8 to 233.1 feet	Cross Slope (PAR)	6.0-7.0%	5 ft	67	SF	$120	**$7,980**
23957	233.3 to 236.8 feet	Cross Slope (PAR)	5.0-6.0%	5 ft	18	SF	$120	**$2,100**
56256	234.1 to 235.1 feet	**Vertical Change**	.4	5 ft	5	REF		
59396	238.3 to 267.0 feet	Driveway				REF		
23959	240.2 to 249.1 feet	**Cross Slope (Driveway)**	11.0-12.0%	5 ft	45	SF	$40	**$1,780**
23963	249.1 to 264.7 feet	**Cross Slope (Driveway)**	9.0-10.0%	5 ft	78	SF	$40	**$3,120**
57044	251.7 to 252.7 feet	**Vertical Change**	.6	5 ft	5	REF		

Funding Source: TBD **Year to be Completed** TBD

Street Side	Run ID	Survey Street Name	Starting Street Name	End Street Name	Priority
NW	1909250847	ORANGE AVE	8TH ST	9TH ST	137

ID	Dist. from Corner	Barrier Type	As-is Measurement/Notes	Sidewalk Width	Qty	Unit	Cost	Total
23967	269.5 to 277.0 feet	Cross Slope (PAR)	3.0-4.0%	5 ft	38	SF	$120	**$4,500**
23970	277.0 to 283.5 feet	Cross Slope (PAR)	2.0-3.0%	5 ft	33	SF	$120	**$3,900**

TOTAL COST FOR: NW *side of* **ORANGE AVE** *Starting at:* **8TH ST** **$105,960.00**

Funding Source: TBD **Year to be Completed** TBD

Street Side	Run ID	Survey Street Name	Starting Street Name	End Street Name	Priority
SE	1909250949	ORANGE AVE	8TH ST	7TH ST	90

ID	Dist. from Corner	Barrier Type	As-is Measurement/Notes	Sidewalk Width	Qty	Unit	Cost	Total
23476	5.6 to 7.3 feet	Cross Slope (PAR)	2.0-3.0%	5 ft	9	SF	$120	**$1,020**
54926	5.7 to 6.7 feet	**Vertical Change**	.3	5 ft	5	REF		
23477	49.5 to 51.3 feet	Cross Slope (PAR)	2.0-3.0%	5 ft	9	SF	$120	**$1,080**
23478	64.5 to 70.8 feet	Cross Slope (PAR)	2.0-3.0%	5 ft	32	SF	$120	**$3,780**
59366	71.2 to 83.0 feet	Driveway				REF		
56242	71.7 to 72.7 feet	**Vertical Change**	.4	5 ft	5	REF		
23479	86.4 to 96.8 feet	Cross Slope (PAR)	2.0-3.0%	5 ft	52	SF	$120	**$6,240**
23484	96.8 to 101.7 feet	Cross Slope (PAR)	4.0-5.0%	5 ft	25	SF	$120	**$2,940**
23487	103.8 to 124.3 feet	Cross Slope (PAR)	4.0-5.0%	5 ft	103	SF	$120	**$12,300**
59367	121.4 to 136.1 feet	Driveway				REF		
23493	124.3 to 132.3 feet	**Cross Slope (Driveway)**	2.0-3.0%	5 ft	40	SF	$40	**$1,600**
23495	132.3 to 136.9 feet	**Cross Slope (Driveway)**	4.0-5.0%	5 ft	23	SF	$40	**$920**
56742	134.9 to 135.9 feet	**Vertical Change**	.5	5 ft	5	REF		
23497	136.9 to 138.2 feet	Cross Slope (PAR)	2.0-3.0%	5 ft	6	SF	$120	**$780**
23498	146.3 to 150.0 feet	Cross Slope (PAR)	2.0-3.0%	5 ft	18	SF	$120	**$2,220**
57535	147.4 to 148.4 feet	**Vertical Change**	2.1	5 ft	5	REF		
23499	153.0 to 156.0 feet	Cross Slope (PAR)	2.0-3.0%	5 ft	15	SF	$120	**$1,800**
23500	206.2 to 210.3 feet	Cross Slope (PAR)	2.0-3.0%	5 ft	21	SF	$120	**$2,460**
23501	225.8 to 230.1 feet	Cross Slope (PAR)	2.0-3.0%	5 ft	22	SF	$120	**$2,580**
59368	229.3 to 243.3 feet	Driveway				REF		
54927	230.2 to 231.2 feet	**Vertical Change**	.3	5 ft	5	REF		
23502	233.3 to 236.8 feet	**Cross Slope (Driveway)**	2.0-3.0%	5 ft	18	SF	$40	**$700**
54928	242.0 to 243.0 feet	**Vertical Change**	.3	5 ft	5	REF		
23503	248.1 to 249.5 feet	Cross Slope (PAR)	2.0-3.0%	5 ft	7	SF	$120	**$840**
56743	256.8 to 257.8 feet	**Vertical Change**	.5	5 ft	5	SF	$75	**$375**
54929	280.4 to 281.4 feet	**Vertical Change**	.3	5 ft	5	LF	$75	**$375**
23504	282.8 to 283.9 feet	Cross Slope (PAR)	2.0-3.0%	5 ft	5	SF	$120	**$660**

TOTAL COST FOR: SE *side of* **ORANGE AVE** *Starting at:* **8TH ST** **$42,670.00**

Funding Source: TBD **Year to be Completed** TBD

Street Side	Run ID	Survey Street Name	Starting Street Name	End Street Name	Priority
NW	1909250853	ORANGE AVE	908 ORANGE AVE	912 ORANGE AVE	126.25

ID	Dist. from Corner	Barrier Type	As-is Measurement/Notes	Sidewalk Width	Qty	Unit	Cost	Total
40708	0.3 to 3.7 feet	Running Slope	5.0-6.0%	5 ft	17	SF	$120	**$2,040**
59392	0.5 to 25.4 feet	Driveway				REF		
54971	0.6 to 1.6 feet	**Vertical Change**	.3	5 ft	5	REF		
23901	4.0 to 8.1 feet	**Cross Slope (Driveway)**	12.0-13.0%	5 ft	21	SF	$40	**$820**
23903	8.1 to 22.0 feet	**Cross Slope (Driveway)**	14.0-15.0%	5 ft	70	SF	$40	**$2,780**
54972	12.2 to 13.2 feet	**Vertical Change**	.3	5 ft	5	REF		
40709	22.8 to 25.1 feet	Running Slope	5.0-6.0%	5 ft	12	REF		
54973	23.9 to 24.9 feet	**Vertical Change**	.3	5 ft	5	REF		
23908	29.6 to 33.3 feet	Cross Slope (PAR)	2.0-3.0%	5 ft	18	SF	$120	**$2,220**
56255	30.2 to 31.2 feet	**Vertical Change**	.4	5 ft	5	REF		
54974	35.4 to 36.4 feet	**Vertical Change**	.3	5 ft	5	LF	$75	**$375**
54975	40.6 to 41.6 feet	**Vertical Change**	.3	5 ft	5	LF	$75	**$375**
59393	48.0 to 61.6 feet	Driveway				REF		
23909	48.1 to 49.3 feet	**Cross Slope (Driveway)**	2.0-3.0%	5 ft	6	SF	$40	**$240**
40710	50.7 to 52.6 feet	Running Slope	7.0-8.0%	5 ft	10	REF		
23910	54.3 to 59.8 feet	**Cross Slope (Driveway)**	14.0-15.0%	5 ft	28	SF	$40	**$1,100**
23913	59.8 to 61.3 feet	**Cross Slope (Driveway)**	12.0-13.0%	5 ft	8	SF	$40	**$300**

TOTAL COST FOR: NW *side of* **ORANGE AVE** *Starting at:* **908 ORANGE AVE** **$10,250.00**

Funding Source: TBD **Year to be Completed** TBD

Street Side	Run ID	Survey Street Name	Starting Street Name	End Street Name	Priority
SE	1909250944	ORANGE AVE	917 ORANGE AVE	909 ORANGE AVE	99

ID	Dist. from Corner	Barrier Type	As-is Measurement/Notes	Sidewalk Width	Qty	Unit	Cost	Total
59369	0.3 to 9.8 feet	Driveway				REF		
23505	13.6 to 27.0 feet	Cross Slope (PAR)	2.0-3.0%	5 ft	67	SF	$120	**$8,040**
54930	41.2 to 42.2 feet	**Vertical Change**	.3	5 ft	5	LF	$75	**$375**
59370	48.1 to 58.0 feet	Driveway				REF		

TOTAL COST FOR: SE *side of* **ORANGE AVE** *Starting at:* **917 ORANGE AVE** **$8,415.00**

Funding Source: TBD **Year to be Completed** TBD

Street Side	Run ID	Survey Street Name	Starting Street Name	End Street Name	Priority
S	1909231324	PALM PKY	KENNEDY CT	LINCOLN AVE	21

ID	Dist. from Corner	Barrier Type	As-is Measurement/Notes	Sidewalk Width	Qty	Unit	Cost	Total
15919	0.0 to 15.8 feet	Cross Slope (PAR)	2.0-3.0%	5 ft	79	SF	$120	**$9,480**
15923	15.8 to 56.0 feet	Cross Slope (PAR)	4.0-5.0%	5 ft	201	SF	$120	**$24,120**
54303	30.0 to 31.0 feet	**Vertical Change**	.3	5 ft	5	REF		
15931	58.5 to 65.2 feet	Cross Slope (PAR)	4.0-5.0%	5 ft	34	SF	$120	**$4,020**
15934	65.2 to 72.8 feet	Cross Slope (PAR)	2.0-3.0%	5 ft	38	SF	$120	**$4,560**

TOTAL COST FOR: S *side of* **PALM PKY** *Starting at:* **KENNEDY CT** **$42,180.00**

Funding Source: TBD **Year to be Completed** TBD

Street Side	Run ID	Survey Street Name	Starting Street Name	End Street Name	Priority
N	1909231301	PALM PKY	LINCOLN AVE	ROBERTSON BLVD	86.25

ID	Dist. from Corner	Barrier Type	As-is Measurement/Notes	Sidewalk Width	Qty	Unit	Cost	Total
16197	0.0 to 14.4 feet	Cross Slope (PAR)	2.0-3.0%	5 ft	72	SF	$120	**$8,640**
16202	14.4 to 15.4 feet	Cross Slope (PAR)	4.0-5.0%	5 ft	5	SF	$120	**$600**
16203	16.7 to 17.9 feet	Cross Slope (PAR)	7.0-8.0%	5 ft	6	SF	$120	**$720**
16204	20.6 to 32.6 feet	Cross Slope (PAR)	6.0-7.0%	5 ft	60	SF	$120	**$7,200**
16207	32.6 to 35.3 feet	Cross Slope (PAR)	5.0-6.0%	5 ft	13	SF	$120	**$1,620**
57452	35.0 to 36.0 feet	**Vertical Change**	1.4	5 ft	5	REF		
16209	35.3 to 36.7 feet	Cross Slope (PAR)	3.0-4.0%	5 ft	7	SF	$120	**$840**
16210	36.7 to 68.3 feet	Cross Slope (PAR)	2.0-3.0%	5 ft	158	SF	$120	**$18,960**
16212	70.8 to 88.3 feet	Cross Slope (PAR)	4.0-5.0%	5 ft	88	SF	$120	**$10,500**
54328	74.8 to 75.8 feet	**Vertical Change**	.3	5 ft	5	REF		
56033	84.9 to 85.9 feet	**Vertical Change**	.4	5 ft	5	REF		
16216	91.1 to 106.4 feet	Cross Slope (PAR)	4.0-5.0%	5 ft	77	SF	$120	**$9,180**
54329	95.6 to 96.6 feet	**Vertical Change**	.3	5 ft	5	REF		
57408	106.0 to 107.0 feet	**Vertical Change**	1.2	5 ft	5	REF		
40437	106.6 to 108.1 feet	Running Slope	5.0-6.0%	5 ft	8	SF	$120	**$900**
16221	108.3 to 112.7 feet	Cross Slope (PAR)	6.0-7.0%	5 ft	22	SF	$120	**$2,640**
16222	114.8 to 118.2 feet	Cross Slope (PAR)	5.0-6.0%	5 ft	17	SF	$120	**$2,040**
16224	118.2 to 119.9 feet	Cross Slope (PAR)	3.0-4.0%	5 ft	9	SF	$120	**$1,020**
16225	120.3 to 166.1 feet	Cross Slope (PAR)	2.0-3.0%	5 ft	229	SF	$120	**$27,480**
54330	126.7 to 127.7 feet	**Vertical Change**	.3	5 ft	5	REF		
54331	147.5 to 148.5 feet	**Vertical Change**	.3	5 ft	5	REF		
54332	158.0 to 159.0 feet	**Vertical Change**	.3	5 ft	5	REF		
56034	163.8 to 164.8 feet	**Vertical Change**	.4	5 ft	5	REF		
58885	167.1 to 200.6 feet	Driveway				REF		
16235	167.6 to 168.9 feet	**Cross Slope (Driveway)**	5.0-6.0%	5 ft	7	SF	$40	**$260**
16236	169.8 to 172.3 feet	**Cross Slope (Driveway)**	7.0-8.0%	5 ft	13	SF	$40	**$500**
16238	172.3 to 175.3 feet	**Cross Slope (Driveway)**	9.0-10.0%	5 ft	15	SF	$40	**$600**
16240	175.3 to 180.2 feet	**Cross Slope (Driveway)**	11.0-12.0%	5 ft	25	SF	$40	**$980**

Funding Source: TBD **Year to be Completed** TBD

Street Side	Run ID	Survey Street Name	Starting Street Name	End Street Name	Priority
N	1909231301	PALM PKY	LINCOLN AVE	ROBERTSON BLVD	86.25

ID	Dist. from Corner	Barrier Type	As-is Measurement/Notes	Sidewalk Width	Qty	Unit	Cost	Total
16242	182.4 to 188.0 feet	Cross Slope (Driveway)	12.0-13.0%	5 ft	28	SF	$40	$1,120
16244	189.3 to 198.3 feet	Cross Slope (Driveway)	10.0-11.0%	5 ft	45	SF	$40	$1,800
16248	201.5 to 205.4 feet	Cross Slope (PAR)	4.0-5.0%	5 ft	20	SF	$120	$2,340
54333	204.6 to 205.6 feet	Vertical Change	.3	5 ft	5	REF		
16250	205.4 to 233.0 feet	Cross Slope (PAR)	2.0-3.0%	5 ft	138	SF	$120	$16,560
56035	231.2 to 232.2 feet	Vertical Change	.4	5 ft	5	REF		
16258	248.2 to 301.1 feet	Cross Slope (PAR)	2.0-3.0%	5 ft	265	SF	$120	$31,740
54334	252.2 to 253.2 feet	Vertical Change	.3	5 ft	5	REF		
16272	302.0 to 325.4 feet	Cross Slope (PAR)	4.0-5.0%	5 ft	117	SF	$120	$14,040
16274	325.9 to 332.3 feet	Cross Slope (PAR)	2.0-3.0%	5 ft	32	SF	$120	$3,840
16276	332.8 to 365.2 feet	Cross Slope (PAR)	4.0-5.0%	5 ft	162	SF	$120	$19,440
16283	365.5 to 389.0 feet	Cross Slope (PAR)	2.0-3.0%	5 ft	118	SF	$120	$14,100
16286	392.3 to 407.5 feet	Cross Slope (PAR)	3.0-4.0%	5 ft	76	SF	$120	$9,120
16289	408.0 to 427.3 feet	Cross Slope (PAR)	2.0-3.0%	5 ft	97	SF	$120	$11,580
58886	423.3 to 470.3 feet	Driveway				REF		
40438	428.8 to 430.4 feet	Running Slope	5.0-6.0%	5 ft	8	REF		
16293	429.3 to 434.3 feet	Cross Slope (Driveway)	7.0-8.0%	5 ft	25	SF	$40	$1,000
16296	436.8 to 439.8 feet	Cross Slope (Driveway)	7.0-8.0%	5 ft	15	SF	$40	$600
16298	441.9 to 444.9 feet	Cross Slope (Driveway)	8.0-9.0%	5 ft	15	SF	$40	$600
16300	445.1 to 458.9 feet	Cross Slope (Driveway)	10.0-11.0%	5 ft	69	SF	$40	$2,760
16304	458.9 to 465.5 feet	Cross Slope (Driveway)	8.0-9.0%	5 ft	33	SF	$40	$1,320
40439	467.1 to 468.1 feet	Running Slope	5.0-6.0%	5 ft	5	REF		
16307	469.8 to 483.3 feet	Cross Slope (Driveway)	4.0-5.0%	5 ft	68	SF	$40	$2,700
16312	486.0 to 520.6 feet	Cross Slope (PAR)	4.0-5.0%	5 ft	173	SF	$120	$20,760
57544	492.0 to 493.0 feet	Vertical Change	2.2	5 ft	5	REF		
16320	521.0 to 530.4 feet	Cross Slope (PAR)	2.0-3.0%	5 ft	47	SF	$120	$5,640
16323	530.8 to 540.1 feet	Cross Slope (PAR)	4.0-5.0%	5 ft	47	SF	$120	$5,580
16327	540.1 to 550.1 feet	Cross Slope (PAR)	2.0-3.0%	5 ft	50	SF	$120	$6,000

Funding Source: TBD **Year to be Completed** TBD

Street Side	Run ID	Survey Street Name	Starting Street Name	End Street Name	Priority
N	1909231301	PALM PKY	LINCOLN AVE	ROBERTSON BLVD	86.25

ID	Dist. from Corner	Barrier Type	As-is Measurement/Notes	Sidewalk Width	Qty	Unit	Cost	Total
16330	554.3 to 574.4 feet	Cross Slope (PAR)	3.0-4.0%	5 ft	101	SF	$120	**$12,060**
56036	573.0 to 574.0 feet	**Vertical Change**	.4	5 ft	5	REF		
16335	574.4 to 605.3 feet	Cross Slope (PAR)	2.0-3.0%	5 ft	154	SF	$120	**$18,540**
16340	605.3 to 606.5 feet	Cross Slope (PAR)	4.0-5.0%	5 ft	6	SF	$120	**$720**

TOTAL COST FOR: N *side of* **PALM PKY** *Starting at:* **LINCOLN AVE** **$298,640.00**

Funding Source: TBD **Year to be Completed** TBD

Street Side	Run ID	Survey Street Name	Starting Street Name	End Street Name	Priority
S	1909231448	PALM PKY	LINCOLN AVE	SIDEWALK ENDS	25.5

ID	Dist. from Corner	Barrier Type	As-is Measurement/Notes	Sidewalk Width	Qty	Unit	Cost	Total
14771	0.9 to 4.4 feet	Cross Slope (PAR)	2.0-3.0%	5 ft	18	SF	$120	**$2,100**
14773	4.4 to 32.3 feet	Cross Slope (PAR)	4.0-5.0%	5 ft	139	SF	$120	**$16,740**
14778	33.2 to 38.0 feet	Cross Slope (PAR)	6.0-7.0%	5 ft	24	SF	$120	**$2,880**
14780	38.0 to 41.3 feet	Cross Slope (PAR)	5.0-6.0%	5 ft	17	SF	$120	**$1,980**

TOTAL COST FOR: S *side of* **PALM PKY** *Starting at:* **LINCOLN AVE** **$23,700.00**

Funding Source: TBD **Year to be Completed** TBD

Street Side	Run ID	Survey Street Name	Starting Street Name	End Street Name	Priority
N	1909231545	PALM PKY	MONROE CT	TAFT CT	43

ID	Dist. from Corner	Barrier Type	As-is Measurement/Notes	Sidewalk Width	Qty	Unit	Cost	Total
14361	0.0 to 13.7 feet	Cross Slope (PAR)	2.0-3.0%	5 ft	69	SF	$120	**$8,220**
14364	20.2 to 46.8 feet	Cross Slope (PAR)	2.0-3.0%	5 ft	133	SF	$120	**$15,960**
14371	49.3 to 50.6 feet	Cross Slope (PAR)	2.0-3.0%	5 ft	7	SF	$120	**$780**
14372	52.0 to 73.3 feet	Cross Slope (PAR)	4.0-5.0%	5 ft	107	SF	$120	**$12,780**
14377	77.3 to 101.7 feet	Cross Slope (PAR)	4.0-5.0%	5 ft	122	SF	$120	**$14,640**
54177	95.0 to 96.0 feet	**Vertical Change**	.3	5 ft	5	REF		
14384	101.7 to 103.8 feet	Cross Slope (PAR)	6.0-7.0%	5 ft	11	SF	$120	**$1,260**
54178	102.3 to 103.3 feet	**Vertical Change**	.3	5 ft	5	REF		
14385	103.8 to 111.8 feet	Cross Slope (PAR)	5.0-6.0%	5 ft	40	SF	$120	**$4,800**
14387	112.8 to 121.3 feet	Cross Slope (PAR)	3.0-4.0%	5 ft	43	SF	$120	**$5,100**
54179	117.9 to 118.9 feet	**Vertical Change**	.3	5 ft	5	REF		
14389	122.0 to 126.3 feet	Cross Slope (PAR)	2.0-3.0%	5 ft	22	SF	$120	**$2,580**
54180	128.3 to 129.3 feet	**Vertical Change**	.3	5 ft	5	LF	$75	**$375**
14390	129.8 to 161.1 feet	Cross Slope (PAR)	2.0-3.0%	5 ft	156	SF	$120	**$18,780**
55994	138.5 to 139.5 feet	**Vertical Change**	.4	5 ft	5	REF		
54181	149.3 to 150.3 feet	**Vertical Change**	.3	5 ft	5	REF		
14397	165.3 to 188.0 feet	Cross Slope (PAR)	3.0-4.0%	5 ft	114	SF	$120	**$13,620**
54182	190.7 to 191.7 feet	**Vertical Change**	.3	5 ft	5	REF		
14399	191.7 to 208.2 feet	Cross Slope (PAR)	4.0-5.0%	5 ft	83	SF	$120	**$9,900**

TOTAL COST FOR: N *side of* **PALM PKY** *Starting at:* **MONROE CT** **$108,795.00**

Funding Source: TBD **Year to be Completed** TBD

Street Side	Run ID	Survey Street Name	Starting Street Name	End Street Name	Priority
S	1909231309	PALM PKY	ROBERTSON BLVD	KENNEDY CT	40

ID	Dist. from Corner	Barrier Type	As-is Measurement/Notes	Sidewalk Width	Qty	Unit	Cost	Total
16108	0.0 to 3.5 feet	Cross Slope (PAR)	3.0-4.0%	5 ft	18	SF	$120	**$2,100**
16109	3.5 to 7.9 feet	Cross Slope (PAR)	2.0-3.0%	5 ft	22	SF	$120	**$2,640**
16110	10.6 to 11.8 feet	Cross Slope (PAR)	3.0-4.0%	5 ft	6	SF	$120	**$720**
16111	15.0 to 19.3 feet	Cross Slope (PAR)	3.0-4.0%	5 ft	22	SF	$120	**$2,580**
54323	16.3 to 17.3 feet	**Vertical Change**	.3	5 ft	5	REF		
16112	20.0 to 24.9 feet	Cross Slope (PAR)	2.0-3.0%	5 ft	25	SF	$120	**$2,940**
16113	30.8 to 35.6 feet	Cross Slope (PAR)	2.0-3.0%	5 ft	24	SF	$120	**$2,880**
16114	39.4 to 117.3 feet	Cross Slope (PAR)	2.0-3.0%	5 ft	390	SF	$120	**$46,740**
16125	121.7 to 146.7 feet	Cross Slope (PAR)	2.0-3.0%	5 ft	125	SF	$120	**$15,000**
54324	140.2 to 141.2 feet	**Vertical Change**	.3	5 ft	5	REF		
16127	150.4 to 153.4 feet	Cross Slope (PAR)	3.0-4.0%	5 ft	15	SF	$120	**$1,800**
16128	153.4 to 178.9 feet	Cross Slope (PAR)	2.0-3.0%	5 ft	128	SF	$120	**$15,300**
16134	181.3 to 209.3 feet	Cross Slope (PAR)	2.0-3.0%	5 ft	140	SF	$120	**$16,800**
54325	202.4 to 203.4 feet	**Vertical Change**	.3	5 ft	5	REF		
16141	212.9 to 222.1 feet	Cross Slope (PAR)	2.0-3.0%	5 ft	46	SF	$120	**$5,520**
16143	224.3 to 227.0 feet	Cross Slope (PAR)	2.0-3.0%	5 ft	14	SF	$120	**$1,620**
16144	230.8 to 237.4 feet	Cross Slope (PAR)	2.0-3.0%	5 ft	33	SF	$120	**$3,960**
16145	240.7 to 341.5 feet	Cross Slope (PAR)	2.0-3.0%	5 ft	504	SF	$120	**$60,480**
54326	244.8 to 245.8 feet	**Vertical Change**	.3	5 ft	5	REF		
16164	342.3 to 351.3 feet	Cross Slope (PAR)	4.0-5.0%	5 ft	45	SF	$120	**$5,400**
16166	356.3 to 371.8 feet	Cross Slope (PAR)	3.0-4.0%	5 ft	78	SF	$120	**$9,300**
57431	361.3 to 362.3 feet	**Vertical Change**	1.3	5 ft	5	REF		
16169	372.2 to 447.5 feet	Cross Slope (PAR)	2.0-3.0%	5 ft	377	SF	$120	**$45,180**
16188	448.6 to 487.8 feet	Cross Slope (PAR)	4.0-5.0%	5 ft	196	SF	$120	**$23,520**
16193	490.8 to 500.3 feet	Cross Slope (PAR)	4.0-5.0%	5 ft	48	SF	$120	**$5,700**
16195	500.6 to 515.5 feet	Cross Slope (PAR)	2.0-3.0%	5 ft	75	SF	$120	**$8,940**
54327	508.8 to 509.8 feet	**Vertical Change**	.3	5 ft	5	REF		

TOTAL COST FOR: S *side of* **PALM PKY** *Starting at:* **ROBERTSON BLVD** **$279,120.00**

Funding Source: TBD **Year to be Completed** TBD

Street Side	Run ID	Survey Street Name	Starting Street Name	End Street Name	Priority
N	1909231528	PALM PKY	SIDEWALK BEGINS	TRUMAN DR	18

ID	Dist. from Corner	Barrier Type	As-is Measurement/Notes	Sidewalk Width	Qty	Unit	Cost	Total
14606	0.0 to 13.8 feet	Cross Slope (PAR)	2.0-3.0%	5 ft	69	SF	$120	**$8,280**
14609	17.9 to 19.2 feet	Cross Slope (PAR)	2.0-3.0%	5 ft	7	SF	$120	**$780**
14610	23.2 to 51.3 feet	Cross Slope (PAR)	2.0-3.0%	5 ft	141	SF	$120	**$16,860**
14615	51.3 to 67.5 feet	Cross Slope (PAR)	4.0-5.0%	5 ft	81	SF	$120	**$9,720**
14618	67.5 to 79.8 feet	Cross Slope (PAR)	2.0-3.0%	5 ft	62	SF	$120	**$7,380**
14622	84.8 to 89.2 feet	Cross Slope (PAR)	2.0-3.0%	5 ft	22	SF	$120	**$2,640**

TOTAL COST FOR: N *side of* **PALM PKY** *Starting at:* **SIDEWALK BEGINS** **$45,660.00**

Funding Source: TBD **Year to be Completed** TBD

Street Side	Run ID	Survey Street Name	Starting Street Name	End Street Name	Priority
N	1909231600	PALM PKY	SIDEWALK BEGINS	LINCOLN AVE	36

ID	Dist. from Corner	Barrier Type	As-is Measurement/Notes	Sidewalk Width	Qty	Unit	Cost	Total
14176	0.0 to 46.3 feet	Cross Slope (PAR)	2.0-3.0%	5 ft	232	SF	$120	**$27,780**
14189	46.3 to 75.3 feet	Cross Slope (PAR)	4.0-5.0%	5 ft	145	SF	$120	**$17,400**
54165	77.7 to 78.7 feet	**Vertical Change**	.3	5 ft	5	REF		
14199	77.9 to 79.8 feet	Cross Slope (PAR)	5.0-6.0%	5 ft	9	SF	$120	**$1,140**
14200	80.0 to 81.5 feet	Cross Slope (PAR)	6.0-7.0%	5 ft	8	SF	$120	**$900**
14201	82.3 to 93.6 feet	Cross Slope (PAR)	5.0-6.0%	5 ft	57	SF	$120	**$6,780**
14203	94.5 to 110.8 feet	Cross Slope (PAR)	3.0-4.0%	5 ft	82	SF	$120	**$9,780**
14208	110.8 to 130.9 feet	Cross Slope (PAR)	2.0-3.0%	5 ft	101	SF	$120	**$12,060**
55990	129.4 to 130.4 feet	**Vertical Change**	.4	5 ft	5	REF		

TOTAL COST FOR: N *side of* **PALM PKY** *Starting at:* **SIDEWALK BEGINS** **$75,840.00**

Funding Source: TBD **Year to be Completed** TBD

Street Side	Run ID	Survey Street Name	Starting Street Name	End Street Name	Priority
S	1909231511	PALM PKY	SIDEWALK BEGINS	SIDEWALK ENDS	16

ID	Dist. from Corner	Barrier Type	As-is Measurement/Notes	Sidewalk Width	Qty	Unit	Cost	Total
14770	1.7 to 6.3 feet	Cross Slope (PAR)	2.0-3.0%	5 ft	23	SF	$120	**$2,760**
54204	2.8 to 3.8 feet	**Vertical Change**	.3	5 ft	5	REF		

TOTAL COST FOR: S *side of* **PALM PKY** *Starting at:* **SIDEWALK BEGINS** **$2,760.00**

Funding Source: TBD **Year to be Completed** TBD

Street Side	Run ID	Survey Street Name	Starting Street Name	End Street Name	Priority
S	1909231512	PALM PKY	SIDEWALK BEGINS	SIDEWALK ENDS	13

ID	Dist. from Corner	Barrier Type	As-is Measurement/Notes	Sidewalk Width	Qty	Unit	Cost	Total
14768	0.0 to 6.4 feet	Cross Slope (PAR)	2.0-3.0%	5 ft	32	SF	$120	**$3,840**

TOTAL COST FOR: S *side of* **PALM PKY** *Starting at:* **SIDEWALK BEGINS** **$3,840.00**

Funding Source: TBD **Year to be Completed** TBD

Street Side	Run ID	Survey Street Name	Starting Street Name	End Street Name	Priority
S	1909231513	PALM PKY	SIDEWALK BEGINS	SIDEWALK ENDS	34

ID	Dist. from Corner	Barrier Type	As-is Measurement/Notes	Sidewalk Width	Qty	Unit	Cost	Total
14758	0.0 to 6.2 feet	Cross Slope (PAR)	3.0-4.0%	5 ft	31	SF	$120	**$3,720**
14760	6.2 to 8.4 feet	Cross Slope (PAR)	5.0-6.0%	5 ft	11	SF	$120	**$1,320**
14761	8.4 to 28.8 feet	Cross Slope (PAR)	6.0-7.0%	5 ft	102	SF	$120	**$12,240**
57379	17.3 to 18.3 feet	**Vertical Change**	1.1	5 ft	5	REF		
14766	28.8 to 37.3 feet	Cross Slope (PAR)	5.0-6.0%	5 ft	42	SF	$120	**$5,100**

TOTAL COST FOR: S *side of* **PALM PKY** *Starting at:* **SIDEWALK BEGINS** **$22,380.00**

Funding Source: TBD **Year to be Completed** TBD

Street Side	Run ID	Survey Street Name	Starting Street Name	End Street Name	Priority
S	1909231514	PALM PKY	SIDEWALK BEGINS	SIDEWALK ENDS	36

ID	Dist. from Corner	Barrier Type	As-is Measurement/Notes	Sidewalk Width	Qty	Unit	Cost	Total
14744	0.0 to 7.9 feet	Cross Slope (PAR)	4.0-5.0%	5 ft	40	SF	$120	**$4,740**
14747	7.9 to 10.8 feet	Cross Slope (PAR)	6.0-7.0%	5 ft	15	SF	$120	**$1,740**
14749	11.6 to 20.8 feet	Cross Slope (PAR)	5.0-6.0%	5 ft	46	SF	$120	**$5,520**
14752	21.0 to 27.3 feet	Cross Slope (PAR)	6.0-7.0%	5 ft	32	SF	$120	**$3,780**
54203	22.4 to 23.4 feet	**Vertical Change**	.3	5 ft	5	REF		
14753	27.6 to 30.0 feet	Cross Slope (PAR)	5.0-6.0%	5 ft	12	SF	$120	**$1,440**
14755	30.0 to 36.3 feet	Cross Slope (PAR)	3.0-4.0%	5 ft	31	SF	$120	**$3,780**
14757	36.3 to 37.4 feet	Cross Slope (PAR)	2.0-3.0%	5 ft	6	SF	$120	**$660**

TOTAL COST FOR: S *side of* **PALM PKY** *Starting at:* **SIDEWALK BEGINS** **$21,660.00**

Funding Source: TBD **Year to be Completed** TBD

Street Side	Run ID	Survey Street Name	Starting Street Name	End Street Name	Priority
S	1909231515	PALM PKY	SIDEWALK BEGINS	SIDEWALK ENDS	15.5

ID	Dist. from Corner	Barrier Type	As-is Measurement/Notes	Sidewalk Width	Qty	Unit	Cost	Total
14742	0.0 to 6.1 feet	Cross Slope (PAR)	5.0-6.0%	5 ft	31	SF	$120	**$3,660**

TOTAL COST FOR: S *side of* **PALM PKY** *Starting at:* **SIDEWALK BEGINS** **$3,660.00**

Funding Source: TBD **Year to be Completed** TBD

Street Side	Run ID	Survey Street Name	Starting Street Name	End Street Name	Priority
S	1909231516	PALM PKY	SIDEWALK BEGINS	SIDEWALK ENDS	18

ID	Dist. from Corner	Barrier Type	As-is Measurement/Notes	Sidewalk Width	Qty	Unit	Cost	Total
14737	0.0 to 4.7 feet	Cross Slope (PAR)	3.0-4.0%	5 ft	24	SF	$120	**$2,820**
14739	7.0 to 11.8 feet	Cross Slope (PAR)	3.0-4.0%	5 ft	24	SF	$120	**$2,880**
14741	16.4 to 17.6 feet	Cross Slope (PAR)	3.0-4.0%	5 ft	6	SF	$120	**$720**

TOTAL COST FOR: S *side of* **PALM PKY** *Starting at:* **SIDEWALK BEGINS** **$6,420.00**

Funding Source: TBD **Year to be Completed** TBD

Street Side	Run ID	Survey Street Name	Starting Street Name	End Street Name	Priority
S	1909231522	PALM PKY	SIDEWALK BEGINS	SIDEWALK ENDS	39

ID	Dist. from Corner	Barrier Type	As-is Measurement/Notes	Sidewalk Width	Qty	Unit	Cost	Total
14654	0.0 to 8.0 feet	Cross Slope (PAR)	5.0-6.0%	5 ft	40	SF	$120	**$4,800**
14656	8.0 to 9.8 feet	Cross Slope (PAR)	3.0-4.0%	5 ft	9	SF	$120	**$1,080**
14657	9.8 to 19.6 feet	Cross Slope (PAR)	2.0-3.0%	5 ft	49	SF	$120	**$5,880**
14659	19.6 to 35.3 feet	Cross Slope (PAR)	4.0-5.0%	5 ft	78	SF	$120	**$9,420**
14663	38.1 to 47.8 feet	Cross Slope (PAR)	6.0-7.0%	5 ft	49	SF	$120	**$5,820**
14667	47.8 to 59.0 feet	Cross Slope (PAR)	5.0-6.0%	5 ft	56	SF	$120	**$6,720**
54201	57.2 to 58.2 feet	**Vertical Change**	.3	5 ft	5	REF		
14672	61.7 to 75.8 feet	Cross Slope (PAR)	4.0-5.0%	5 ft	71	SF	$120	**$8,460**
14676	80.3 to 88.8 feet	Cross Slope (PAR)	2.0-3.0%	5 ft	43	SF	$120	**$5,100**
56996	84.4 to 85.4 feet	**Vertical Change**	.6	5 ft	5	REF		
14678	88.8 to 99.8 feet	Cross Slope (PAR)	4.0-5.0%	5 ft	55	SF	$120	**$6,600**
55999	93.4 to 94.4 feet	**Vertical Change**	.4	5 ft	5	REF		
14680	104.0 to 108.5 feet	Cross Slope (PAR)	3.0-4.0%	5 ft	23	SF	$120	**$2,700**
14682	108.7 to 115.7 feet	Cross Slope (PAR)	2.0-3.0%	5 ft	35	SF	$120	**$4,200**
14686	115.7 to 125.9 feet	Cross Slope (PAR)	4.0-5.0%	5 ft	51	SF	$120	**$6,120**
54202	124.0 to 125.0 feet	**Vertical Change**	.3	5 ft	5	REF		
14691	128.5 to 131.7 feet	Cross Slope (PAR)	3.0-4.0%	5 ft	16	SF	$120	**$1,920**
14692	132.9 to 135.3 feet	Cross Slope (PAR)	6.0-7.0%	5 ft	12	SF	$120	**$1,440**
14693	137.5 to 140.3 feet	Cross Slope (PAR)	5.0-6.0%	5 ft	14	SF	$120	**$1,680**
14694	142.7 to 155.3 feet	Cross Slope (PAR)	4.0-5.0%	5 ft	63	SF	$120	**$7,560**
14699	159.6 to 167.9 feet	Cross Slope (PAR)	3.0-4.0%	5 ft	42	SF	$120	**$4,980**
14701	168.2 to 171.5 feet	Cross Slope (PAR)	2.0-3.0%	5 ft	17	SF	$120	**$1,980**
14702	181.3 to 183.2 feet	Cross Slope (PAR)	2.0-3.0%	5 ft	10	SF	$120	**$1,140**
14703	186.3 to 201.2 feet	Cross Slope (PAR)	2.0-3.0%	5 ft	75	SF	$120	**$8,940**
14705	206.8 to 224.6 feet	Cross Slope (PAR)	2.0-3.0%	5 ft	89	SF	$120	**$10,680**
14711	227.0 to 238.7 feet	Cross Slope (PAR)	4.0-5.0%	5 ft	59	SF	$120	**$7,020**
14715	238.8 to 287.6 feet	Cross Slope (PAR)	2.0-3.0%	5 ft	244	SF	$120	**$29,280**
14727	291.0 to 345.4 feet	Cross Slope (PAR)	2.0-3.0%	5 ft	272	SF	$120	**$32,640**

Funding Source: TBD **Year to be Completed** TBD

Street Side	Run ID	Survey Street Name	Starting Street Name	End Street Name	Priority
S	1909231522	PALM PKY	SIDEWALK BEGINS	SIDEWALK ENDS	39

ID	Dist. from Corner	Barrier Type	As-is Measurement/Notes	Sidewalk Width	Qty	Unit	Cost	Total
56650	335.9 to 336.9 feet	Vertical Change	.5	5 ft	5	REF		

TOTAL COST FOR: S *side of* **PALM PKY** *Starting at:* **SIDEWALK BEGINS** **$176,160.00**

Funding Source: TBD **Year to be Completed** TBD

Street Side	Run ID	Survey Street Name	Starting Street Name	End Street Name	Priority
S	1909231523	PALM PKY	SIDEWALK BEGINS	TRUMAN DR	21

ID	Dist. from Corner	Barrier Type	As-is Measurement/Notes	Sidewalk Width	Qty	Unit	Cost	Total
14639	0.0 to 36.0 feet	Cross Slope (PAR)	2.0-3.0%	5 ft	180	SF	$120	**$21,600**
14645	37.1 to 57.4 feet	Cross Slope (PAR)	4.0-5.0%	5 ft	102	SF	$120	**$12,180**
14649	57.4 to 76.1 feet	Cross Slope (PAR)	2.0-3.0%	5 ft	93	SF	$120	**$11,220**
54200	67.4 to 68.4 feet	**Vertical Change**	.3	5 ft	5	REF		

TOTAL COST FOR: S *side of* **PALM PKY** *Starting at:* **SIDEWALK BEGINS** **$45,000.00**

Funding Source: TBD **Year to be Completed** TBD

Street Side	Run ID	Survey Street Name	Starting Street Name	End Street Name	Priority
N	1909231533	PALM PKY	TRUMAN DR	MONROE CT	51

ID	Dist. from Corner	Barrier Type	As-is Measurement/Notes	Sidewalk Width	Qty	Unit	Cost	Total
14545	0.0 to 19.7 feet	Cross Slope (PAR)	2.0-3.0%	5 ft	99	SF	$120	**$11,820**
54193	2.7 to 3.7 feet	**Vertical Change**	.3	5 ft	5	REF		
54194	9.9 to 10.9 feet	**Vertical Change**	.3	5 ft	5	REF		
14551	20.5 to 29.4 feet	Cross Slope (PAR)	5.0-6.0%	5 ft	45	SF	$120	**$5,340**
14553	31.3 to 34.6 feet	Cross Slope (PAR)	6.0-7.0%	5 ft	17	SF	$120	**$1,980**
14554	34.6 to 40.2 feet	Cross Slope (PAR)	5.0-6.0%	5 ft	28	SF	$120	**$3,360**
54195	38.0 to 39.0 feet	**Vertical Change**	.3	5 ft	5	REF		
14556	40.8 to 53.2 feet	Cross Slope (PAR)	3.0-4.0%	5 ft	62	SF	$120	**$7,440**
57493	46.1 to 47.1 feet	**Vertical Change**	1.7	5 ft	5	REF		
14560	57.0 to 70.0 feet	Cross Slope (PAR)	3.0-4.0%	5 ft	65	SF	$120	**$7,800**
57247	60.0 to 61.0 feet	**Vertical Change**	.8	5 ft	5	REF		
14565	70.8 to 79.3 feet	Cross Slope (PAR)	2.0-3.0%	5 ft	43	SF	$120	**$5,100**
14567	83.3 to 96.4 feet	Cross Slope (PAR)	2.0-3.0%	5 ft	66	SF	$120	**$7,860**
14573	98.8 to 101.8 feet	Cross Slope (PAR)	2.0-3.0%	5 ft	15	SF	$120	**$1,800**
14574	103.8 to 109.3 feet	Cross Slope (PAR)	4.0-5.0%	5 ft	28	SF	$120	**$3,300**
14576	109.7 to 136.3 feet	Cross Slope (PAR)	2.0-3.0%	5 ft	133	SF	$120	**$15,960**
57558	112.3 to 113.3 feet	**Vertical Change**	2.4	5 ft	5	REF		
54196	126.0 to 127.0 feet	**Vertical Change**	.3	5 ft	5	REF		
57626	131.1 to 132.1 feet	**Vertical Change**	3.3	5 ft	5	REF		
14582	140.1 to 153.1 feet	Cross Slope (PAR)	2.0-3.0%	5 ft	65	SF	$120	**$7,800**
14586	155.2 to 160.1 feet	Cross Slope (PAR)	3.0-4.0%	5 ft	25	SF	$120	**$2,940**
14587	160.4 to 161.4 feet	Cross Slope (PAR)	2.0-3.0%	5 ft	5	SF	$120	**$600**
14588	164.6 to 184.6 feet	Cross Slope (PAR)	2.0-3.0%	5 ft	100	SF	$120	**$12,000**
14592	184.6 to 210.1 feet	Cross Slope (PAR)	4.0-5.0%	5 ft	128	SF	$120	**$15,300**
14598	213.0 to 245.4 feet	Cross Slope (PAR)	3.0-4.0%	5 ft	162	SF	$120	**$19,440**
14605	246.9 to 248.5 feet	Cross Slope (PAR)	2.0-3.0%	5 ft	8	SF	$120	**$960**

TOTAL COST FOR: N *side of* **PALM PKY** *Starting at:* **TRUMAN DR** **$130,800.00**

Funding Source: TBD **Year to be Completed** TBD

Street Side	Run ID	Survey Street Name	Starting Street Name	End Street Name	Priority
S	1909231525	PALM PKY	TRUMAN DR	SIDEWALK ENDS	30

ID	Dist. from Corner	Barrier Type	As-is Measurement/Notes	Sidewalk Width	Qty	Unit	Cost	Total
54197	14.9 to 15.9 feet	**Vertical Change**	.3	5 ft	5	REF		
14624	15.2 to 29.1 feet	Cross Slope (PAR)	2.0-3.0%	5 ft	70	SF	$120	**$8,340**
14627	31.9 to 46.1 feet	Cross Slope (PAR)	3.0-4.0%	5 ft	71	SF	$120	**$8,520**
54198	44.5 to 45.5 feet	**Vertical Change**	.3	5 ft	5	REF		
14630	46.1 to 54.7 feet	Cross Slope (PAR)	2.0-3.0%	5 ft	43	SF	$120	**$5,160**
14632	55.1 to 62.4 feet	Cross Slope (PAR)	4.0-5.0%	5 ft	37	SF	$120	**$4,380**
14634	62.4 to 69.2 feet	Cross Slope (PAR)	2.0-3.0%	5 ft	34	SF	$120	**$4,080**
14636	71.2 to 94.9 feet	Cross Slope (PAR)	4.0-5.0%	5 ft	119	SF	$120	**$14,220**
54199	75.0 to 76.0 feet	**Vertical Change**	.3	5 ft	5	REF		
57451	85.3 to 86.3 feet	**Vertical Change**	1.4	5 ft	5	REF		

TOTAL COST FOR: S *side of* **PALM PKY** *Starting at:* **TRUMAN DR** **$44,700.00**

Funding Source: TBD **Year to be Completed** TBD

Street Side	Run ID	Survey Street Name	Starting Street Name	End Street Name	Priority
W	1908231030	PARKRIDGE CT	COTTONWOOD DR	COTTONWOOD DR	84.25

ID	Dist. from Corner	Barrier Type	As-is Measurement/Notes	Sidewalk Width	Qty	Unit	Cost	Total
13959	0.0 to 22.2 feet	Cross Slope (PAR)	2.0-3.0%	5 ft	111	SF	$120	**$13,320**
41256	6.2 to 7.2 feet	**Vertical Change**	-1.8	5 ft	5	REF		
50993	6.2 to 7.2 feet	**Vertical Change**	-.31	5 ft	5	REF		
58750	18.8 to 43.3 feet	Driveway				REF		
48659	18.9 to 21.4 feet	**Vertical Change**	-.38	5 ft	13	REF		
42336	22.1 to 23.1 feet	**Vertical Change**	-.71	5 ft	5	REF		
13965	22.2 to 27.3 feet	**Cross Slope (Driveway)**	4.0-5.0%	5 ft	26	SF	$40	**$1,020**
46758	26.0 to 27.0 feet	**Vertical Change**	-.45	5 ft	5	REF		
13967	27.3 to 41.0 feet	**Cross Slope (Driveway)**	2.0-3.0%	5 ft	69	SF	$40	**$2,740**
45666	29.5 to 30.5 feet	**Vertical Change**	-.5	5 ft	5	REF		
43834	32.9 to 33.9 feet	**Vertical Change**	-.59	5 ft	5	REF		
44003	40.0 to 41.0 feet	**Vertical Change**	-.58	5 ft	5	REF		
13969	41.0 to 47.5 feet	**Cross Slope (Driveway)**	4.0-5.0%	5 ft	33	SF	$40	**$1,300**
48945	43.4 to 49.4 feet	**Vertical Change**	-.37	5 ft	30	REF		
13971	47.5 to 86.1 feet	Cross Slope (PAR)	2.0-3.0%	5 ft	193	SF	$120	**$23,160**
48381	52.0 to 58.0 feet	**Vertical Change**	-.39	5 ft	30	REF		
58751	53.3 to 90.1 feet	Driveway				REF		
43082	62.7 to 63.7 feet	**Vertical Change**	-.64	5 ft	5	REF		
42854	65.8 to 69.8 feet	**Vertical Change**	-.66	5 ft	20	REF		
42449	72.2 to 73.2 feet	**Vertical Change**	-.7	5 ft	5	REF		
42337	75.4 to 76.4 feet	**Vertical Change**	-.71	5 ft	5	REF		
42025	78.8 to 79.8 feet	**Vertical Change**	-.77	5 ft	5	REF		
42262	82.3 to 83.3 feet	**Vertical Change**	-.72	5 ft	5	REF		
42963	85.9 to 86.9 feet	**Vertical Change**	-.65	5 ft	5	REF		
13975	86.1 to 128.3 feet	**Cross Slope (Driveway)**	4.0-5.0%	5 ft	211	SF	$40	**$8,440**
56987	89.2 to 90.2 feet	**Vertical Change**	.58	5 ft	5	REF		
43207	89.7 to 97.5 feet	**Vertical Change**	-.63	5 ft	39	REF		
42026	104.0 to 105.0 feet	**Vertical Change**	-.77	5 ft	5	REF		

Funding Source: TBD **Year to be Completed** TBD

Street Side	Run ID	Survey Street Name	Starting Street Name	End Street Name	Priority
W	1908231030	PARKRIDGE CT	COTTONWOOD DR	COTTONWOOD DR	84.25

ID	Dist. from Corner	Barrier Type	As-is Measurement/Notes	Sidewalk Width	Qty	Unit	Cost	Total
44802	112.8 to 113.8 feet	Vertical Change	-.54	5 ft	5	REF		
48099	121.7 to 122.7 feet	Vertical Change	-.4	5 ft	5	REF		
13981	128.3 to 134.2 feet	Cross Slope (PAR)	2.0-3.0%	5 ft	29	SF	$120	**$3,540**
41438	129.2 to 130.2 feet	Vertical Change	-1.2	5 ft	5	REF		
58752	130.4 to 157.7 feet	Driveway				REF		
43208	131.7 to 135.2 feet	Vertical Change	-.63	5 ft	18	REF		
13983	134.2 to 157.1 feet	Cross Slope (Driveway)	4.0-5.0%	5 ft	115	SF	$40	**$4,580**
43515	138.4 to 139.4 feet	Vertical Change	-.61	5 ft	5	REF		
42263	142.4 to 143.4 feet	Vertical Change	-.72	5 ft	5	REF		
42104	146.1 to 147.1 feet	Vertical Change	-.75	5 ft	5	REF		
42212	150.3 to 151.3 feet	Vertical Change	-.73	5 ft	5	REF		
42737	154.4 to 155.4 feet	Vertical Change	-.67	5 ft	5	REF		
13989	157.1 to 159.3 feet	Cross Slope (Driveway)	2.0-3.0%	5 ft	11	SF	$40	**$440**
41397	158.3 to 159.3 feet	Vertical Change	-1.28	5 ft	5	REF		
58753	164.8 to 202.8 feet	Driveway				REF		
13990	168.6 to 170.6 feet	Cross Slope (Driveway)	2.0-3.0%	5 ft	10	SF	$40	**$400**
41334	170.5 to 171.5 feet	Vertical Change	-1.44	5 ft	5	REF		
13991	174.6 to 200.7 feet	Cross Slope (Driveway)	9.0-10.0%	5 ft	131	SF	$40	**$5,220**
42027	179.2 to 180.2 feet	Vertical Change	-.77	5 ft	5	REF		
41923	191.5 to 192.5 feet	Vertical Change	-.8	5 ft	5	REF		
40384	200.4 to 201.4 feet	Running Slope	7.0-8.0%	5 ft	5	REF		
42856	203.2 to 207.9 feet	Vertical Change	-.66	5 ft	24	REF		
13994	204.7 to 210.7 feet	Cross Slope (PAR)	2.0-3.0%	5 ft	30	SF	$120	**$3,600**
58754	208.7 to 240.4 feet	Driveway				REF		
48660	209.3 to 213.1 feet	Vertical Change	-.38	5 ft	19	REF		
13995	215.0 to 216.1 feet	Cross Slope (Driveway)	2.0-3.0%	5 ft	6	SF	$40	**$220**
41849	215.1 to 216.1 feet	Vertical Change	-.82	5 ft	5	REF		
13996	218.2 to 234.8 feet	Cross Slope (Driveway)	6.0-7.0%	5 ft	83	SF	$40	**$3,320**

Funding Source: TBD **Year to be Completed** TBD

Street Side	Run ID	Survey Street Name	Starting Street Name	End Street Name	Priority
W	1908231030	PARKRIDGE CT	COTTONWOOD DR	COTTONWOOD DR	84.25

ID	Dist. from Corner	Barrier Type	As-is Measurement/Notes	Sidewalk Width	Qty	Unit	Cost	Total
42738	228.7 to 229.7 feet	Vertical Change	-.67	5 ft	5	REF		
14000	234.8 to 238.6 feet	Cross Slope (Driveway)	8.0-9.0%	5 ft	19	SF	$40	**$760**
42339	239.9 to 240.9 feet	Vertical Change	-.71	5 ft	5	REF		
14003	241.3 to 267.2 feet	Cross Slope (PAR)	2.0-3.0%	5 ft	130	SF	$120	**$15,540**
41584	242.5 to 243.5 feet	Vertical Change	-1	5 ft	5	REF		
42857	255.4 to 256.4 feet	Vertical Change	-.66	5 ft	5	REF		
58755	260.4 to 304.8 feet	Driveway				REF		
42340	263.2 to 264.2 feet	Vertical Change	-.71	5 ft	5	REF		
46974	265.4 to 268.6 feet	Vertical Change	-.44	5 ft	16	REF		
14007	268.0 to 269.0 feet	Cross Slope (Driveway)	5.0-6.0%	5 ft	5	SF	$40	**$200**
14008	269.0 to 272.6 feet	Cross Slope (Driveway)	6.0-7.0%	5 ft	18	SF	$40	**$720**
44987	272.1 to 273.1 feet	Vertical Change	-.53	5 ft	5	REF		
14009	272.6 to 283.3 feet	Cross Slope (Driveway)	5.0-6.0%	5 ft	53	SF	$40	**$2,140**
44004	276.5 to 277.5 feet	Vertical Change	-.58	5 ft	5	REF		
43516	280.8 to 281.8 feet	Vertical Change	-.61	5 ft	5	REF		
14012	283.3 to 302.5 feet	Cross Slope (Driveway)	6.0-7.0%	5 ft	96	SF	$40	**$3,840**
45180	284.9 to 285.9 feet	Vertical Change	-.52	5 ft	5	REF		
43682	288.7 to 289.7 feet	Vertical Change	-.6	5 ft	5	REF		
44592	304.1 to 305.1 feet	Vertical Change	-.55	5 ft	5	REF		
14015	305.0 to 355.1 feet	Cross Slope (Driveway)	2.0-3.0%	5 ft	251	SF	$40	**$10,020**
42964	316.7 to 317.7 feet	Vertical Change	-.65	5 ft	5	REF		
43084	327.5 to 328.5 feet	Vertical Change	-.64	5 ft	5	REF		
42739	337.0 to 338.0 feet	Vertical Change	-.67	5 ft	5	REF		
42858	345.6 to 346.6 feet	Vertical Change	-.66	5 ft	5	REF		
58756	347.9 to 373.4 feet	Driveway				REF		
41585	350.1 to 351.1 feet	Vertical Change	-1	5 ft	5	REF		
43836	351.8 to 355.0 feet	Vertical Change	-.59	5 ft	16	REF		
56988	354.7 to 355.7 feet	Vertical Change	.58	5 ft	5	REF		

Funding Source: TBD **Year to be Completed** TBD

Street Side	Run ID	Survey Street Name	Starting Street Name	End Street Name	Priority
W	1908231030	PARKRIDGE CT	COTTONWOOD DR	COTTONWOOD DR	84.25

ID	Dist. from Corner	Barrier Type	As-is Measurement/Notes	Sidewalk Width	Qty	Unit	Cost	Total
14020	355.1 to 368.5 feet	Cross Slope (Driveway)	4.0-5.0%	5 ft	67	SF	$40	**$2,680**
42526	358.2 to 359.2 feet	Vertical Change	-.69	5 ft	5	REF		
42645	361.9 to 362.9 feet	Vertical Change	-.68	5 ft	5	REF		
41996	365.3 to 366.3 feet	Vertical Change	-.78	5 ft	5	REF		
42105	368.4 to 369.4 feet	Vertical Change	-.75	5 ft	5	REF		
14024	368.5 to 373.3 feet	Cross Slope (Driveway)	6.0-7.0%	5 ft	24	SF	$40	**$960**
14025	373.3 to 375.3 feet	Cross Slope (Driveway)	5.0-6.0%	5 ft	10	SF	$40	**$400**
42740	374.7 to 379.8 feet	Vertical Change	-.67	5 ft	26	REF		
14027	375.3 to 376.5 feet	Cross Slope (PAR)	3.0-4.0%	5 ft	6	SF	$120	**$720**
14028	376.5 to 400.7 feet	Cross Slope (PAR)	2.0-3.0%	5 ft	121	SF	$120	**$14,520**
42965	382.1 to 383.1 feet	Vertical Change	-.65	5 ft	5	REF		
46759	391.3 to 392.3 feet	Vertical Change	-.45	5 ft	5	REF		
56624	391.3 to 392.3 feet	Vertical Change	.43	5 ft	5	REF		
50593	392.9 to 393.9 feet	Vertical Change	-.32	5 ft	5	REF		
58757	394.8 to 420.8 feet	Driveway				REF		
41455	396.4 to 397.4 feet	Vertical Change	-1.15	5 ft	5	REF		
42528	398.4 to 401.5 feet	Vertical Change	-.69	5 ft	16	REF		
14030	400.7 to 437.1 feet	Cross Slope (Driveway)	4.0-5.0%	5 ft	182	SF	$40	**$7,280**
43517	404.3 to 405.3 feet	Vertical Change	-.61	5 ft	5	REF		
42741	407.8 to 408.8 feet	Vertical Change	-.67	5 ft	5	REF		
42451	411.2 to 412.2 feet	Vertical Change	-.7	5 ft	5	REF		
42742	414.5 to 415.5 feet	Vertical Change	-.67	5 ft	5	REF		
42646	417.8 to 418.8 feet	Vertical Change	-.68	5 ft	5	REF		
42966	423.3 to 424.3 feet	Vertical Change	-.65	5 ft	5	REF		
41326	425.4 to 426.4 feet	Vertical Change	-1.48	5 ft	5	REF		
42647	428.0 to 431.8 feet	Vertical Change	-.68	5 ft	19	REF		
44005	435.7 to 436.7 feet	Vertical Change	-.58	5 ft	5	REF		
14038	437.1 to 444.2 feet	Cross Slope (PAR)	2.0-3.0%	5 ft	36	SF	$120	**$4,260**

Funding Source: TBD **Year to be Completed** TBD

Street Side	Run ID	Survey Street Name	Starting Street Name	End Street Name	Priority
W	1908231030	PARKRIDGE CT	COTTONWOOD DR	COTTONWOOD DR	84.25

ID	Dist. from Corner	Barrier Type	As-is Measurement/Notes	Sidewalk Width	Qty	Unit	Cost	Total
41876	438.9 to 439.9 feet	Vertical Change	-.81	5 ft	5	REF		

TOTAL COST FOR: W *side of* **PARKRIDGE CT** *Starting at:* **COTTONWOOD DR** **$135,340.00**

Funding Source: TBD **Year to be Completed** TBD

Street Side	Run ID	Survey Street Name	Starting Street Name	End Street Name	Priority
S	1908230833	PARKRIDGE DR	AUTUMN WAY	THOMAS CHIDLAW DR	81.25

ID	Dist. from Corner	Barrier Type	As-is Measurement/Notes	Sidewalk Width	Qty	Unit	Cost	Total
11175	0.0 to 8.3 feet	Cross Slope (PAR)	3.0-4.0%	5 ft	42	SF	$120	**$4,980**
41636	3.8 to 4.8 feet	**Vertical Change**	-.94	5 ft	5	REF		
56970	7.8 to 8.8 feet	**Vertical Change**	.56	5 ft	5	REF		
11178	8.3 to 13.0 feet	Cross Slope (PAR)	2.0-3.0%	5 ft	23	SF	$120	**$2,820**
46476	10.3 to 11.9 feet	**Vertical Change**	-.46	5 ft	8	REF		
11180	13.0 to 17.6 feet	Cross Slope (PAR)	4.0-5.0%	5 ft	23	SF	$120	**$2,760**
11182	17.6 to 30.1 feet	Cross Slope (PAR)	2.0-3.0%	5 ft	62	SF	$120	**$7,500**
58499	25.6 to 49.7 feet	Driveway				REF		
47399	30.6 to 31.6 feet	**Vertical Change**	-.42	5 ft	5	REF		
11183	33.9 to 48.3 feet	**Cross Slope (Driveway)**	9.0-10.0%	5 ft	72	SF	$40	**$2,880**
47400	41.1 to 42.1 feet	**Vertical Change**	-.42	5 ft	5	REF		
40342	47.3 to 48.6 feet	Running Slope	6.0-7.0%	5 ft	7	REF		
46019	50.6 to 51.6 feet	**Vertical Change**	-.48	5 ft	5	LF	$75	**$375**
11187	51.9 to 69.0 feet	Cross Slope (PAR)	2.0-3.0%	5 ft	86	SF	$120	**$10,260**
51856	59.2 to 60.2 feet	**Vertical Change**	-.3	5 ft	5	REF		
11189	69.0 to 80.8 feet	Cross Slope (PAR)	4.0-5.0%	5 ft	59	SF	$120	**$7,080**
58500	74.3 to 102.4 feet	Driveway				REF		
11190	83.8 to 99.2 feet	**Cross Slope (Driveway)**	10.0-11.0%	5 ft	77	SF	$40	**$3,080**
40343	97.8 to 100.2 feet	Running Slope	5.0-6.0%	5 ft	12	REF		
11194	102.6 to 136.7 feet	Cross Slope (PAR)	3.0-4.0%	5 ft	170	SF	$120	**$20,460**
45603	109.8 to 110.8 feet	**Vertical Change**	-.5	5 ft	5	REF		
42152	119.0 to 120.0 feet	**Vertical Change**	-.74	5 ft	5	REF		
52741	127.7 to 128.7 feet	**Vertical Change**	-.28	5 ft	5	REF		
58501	130.7 to 156.8 feet	Driveway				REF		
11200	140.4 to 154.8 feet	**Cross Slope (Driveway)**	11.0-12.0%	5 ft	72	SF	$40	**$2,880**
40344	153.4 to 155.7 feet	Running Slope	5.0-6.0%	5 ft	11	REF		
46240	157.3 to 158.3 feet	**Vertical Change**	-.47	5 ft	5	REF		
11203	158.5 to 174.0 feet	Cross Slope (PAR)	3.0-4.0%	5 ft	78	SF	$120	**$9,300**

Funding Source: TBD **Year to be Completed** TBD

Street Side	Run ID	Survey Street Name	Starting Street Name	End Street Name	Priority
S	1908230833	PARKRIDGE DR	AUTUMN WAY	THOMAS CHIDLAW DR	81.25

ID	Dist. from Corner	Barrier Type	As-is Measurement/Notes	Sidewalk Width	Qty	Unit	Cost	Total
47401	169.4 to 170.4 feet	Vertical Change	-.42	5 ft	5	REF		
11204	175.4 to 185.3 feet	Cross Slope (PAR)	2.0-3.0%	5 ft	50	SF	$120	**$5,940**
54089	180.1 to 181.1 feet	Vertical Change	-.25	5 ft	5	REF		
11206	185.3 to 210.9 feet	Cross Slope (PAR)	4.0-5.0%	5 ft	128	SF	$120	**$15,360**
50938	188.0 to 189.0 feet	Vertical Change	-.31	5 ft	5	REF		
46020	195.8 to 196.8 feet	Vertical Change	-.48	5 ft	5	REF		
58502	205.7 to 231.8 feet	Driveway				REF		
52742	210.9 to 211.9 feet	Vertical Change	-.28	5 ft	5	REF		
11209	213.5 to 226.3 feet	Cross Slope (Driveway)	9.0-10.0%	5 ft	64	SF	$40	**$2,560**
46021	221.6 to 222.6 feet	Vertical Change	-.48	5 ft	5	REF		
11214	226.3 to 229.6 feet	Cross Slope (Driveway)	11.0-12.0%	5 ft	17	SF	$40	**$660**
40345	228.9 to 230.7 feet	Running Slope	5.0-6.0%	5 ft	9	REF		
41562	232.5 to 233.5 feet	Vertical Change	-1.01	5 ft	5	REF		
11215	233.8 to 245.2 feet	Cross Slope (PAR)	3.0-4.0%	5 ft	57	SF	$120	**$6,840**

TOTAL COST FOR: S *side of* **PARKRIDGE DR** *Starting at:* **AUTUMN WAY** **$105,735.00**

Funding Source: TBD **Year to be Completed** TBD

Street Side	Run ID	Survey Street Name	Starting Street Name	End Street Name	Priority
SE	1908231035	PARKRIDGE DR	COTTONWOOD DR	PINE ST	55.5

ID	Dist. from Corner	Barrier Type	As-is Measurement/Notes	Sidewalk Width	Qty	Unit	Cost	Total
14058	0.0 to 7.8 feet	Cross Slope (PAR)	2.0-3.0%	5 ft	39	SF	$120	**$4,680**
53285	4.9 to 5.9 feet	Vertical Change	-.27	5 ft	5	REF		
14059	12.8 to 27.7 feet	Cross Slope (PAR)	2.0-3.0%	5 ft	75	SF	$120	**$8,940**
50219	13.6 to 14.6 feet	Vertical Change	-.33	5 ft	5	REF		
48100	17.2 to 18.2 feet	Vertical Change	-.4	5 ft	5	REF		
58758	25.1 to 55.5 feet	Driveway				REF		
48946	28.2 to 29.2 feet	Vertical Change	-.37	5 ft	5	REF		
48383	32.9 to 36.3 feet	Vertical Change	-.39	5 ft	17	REF		
44381	38.8 to 39.8 feet	Vertical Change	-.56	5 ft	5	REF		
45370	44.2 to 45.2 feet	Vertical Change	-.51	5 ft	5	REF		
44382	49.7 to 50.7 feet	Vertical Change	-.56	5 ft	5	REF		
14060	51.7 to 55.7 feet	Cross Slope (Driveway)	2.0-3.0%	5 ft	20	SF	$40	**$800**
57142	53.5 to 54.5 feet	Vertical Change	.63	5 ft	5	REF		
46077	55.6 to 56.6 feet	Vertical Change	-.48	5 ft	5	REF		
43683	60.6 to 61.6 feet	Vertical Change	-.6	5 ft	5	SF	$75	**$375**
43355	69.4 to 70.4 feet	Vertical Change	-.62	5 ft	5	SF	$75	**$375**
44169	78.7 to 79.7 feet	Vertical Change	-.57	5 ft	5	SF	$75	**$375**
44803	87.8 to 88.8 feet	Vertical Change	-.54	5 ft	5	SF	$75	**$375**
14062	90.5 to 92.2 feet	Cross Slope (PAR)	2.0-3.0%	5 ft	9	SF	$120	**$1,020**
54126	91.0 to 92.0 feet	Vertical Change	-.25	5 ft	5	REF		
58759	91.8 to 115.4 feet	Driveway				REF		
44988	93.9 to 94.9 feet	Vertical Change	-.53	5 ft	5	REF		
14063	98.8 to 107.8 feet	Cross Slope (Driveway)	2.0-3.0%	5 ft	45	SF	$40	**$1,800**
46294	99.9 to 100.9 feet	Vertical Change	-.47	5 ft	5	REF		
48101	105.8 to 106.8 feet	Vertical Change	-.4	5 ft	5	REF		
14066	107.8 to 110.2 feet	Cross Slope (Driveway)	4.0-5.0%	5 ft	12	SF	$40	**$480**
14068	110.2 to 114.0 feet	Cross Slope (Driveway)	6.0-7.0%	5 ft	19	SF	$40	**$760**
14070	116.4 to 117.7 feet	Cross Slope (PAR)	2.0-3.0%	5 ft	7	SF	$120	**$780**

Funding Source: TBD **Year to be Completed** TBD

Street Side	Run ID	Survey Street Name	Starting Street Name	End Street Name	Priority
SE	1908231035	PARKRIDGE DR	COTTONWOOD DR	PINE ST	55.5

ID	Dist. from Corner	Barrier Type	As-is Measurement/Notes	Sidewalk Width	Qty	Unit	Cost	Total
58760	119.8 to 144.5 feet	Driveway				REF		
52797	124.2 to 128.1 feet	Vertical Change	-.28	5 ft	20	REF		
42343	133.0 to 134.0 feet	Vertical Change	-.71	5 ft	5	REF		
14071	139.2 to 141.9 feet	Cross Slope (Driveway)	2.0-3.0%	5 ft	14	SF	$40	**$540**
42167	139.3 to 140.3 feet	Vertical Change	-.74	5 ft	5	REF		
14073	141.9 to 144.6 feet	Cross Slope (Driveway)	4.0-5.0%	5 ft	14	SF	$40	**$540**
14075	144.6 to 147.2 feet	Cross Slope (PAR)	6.0-7.0%	5 ft	13	SF	$120	**$1,560**
56958	144.7 to 145.7 feet	Vertical Change	.55	5 ft	5	REF		
14076	149.6 to 151.8 feet	Cross Slope (PAR)	2.0-3.0%	5 ft	11	SF	$120	**$1,320**
14077	155.6 to 167.8 feet	Cross Slope (PAR)	2.0-3.0%	5 ft	61	SF	$120	**$7,320**
43085	155.8 to 156.8 feet	Vertical Change	-.64	5 ft	5	REF		
42859	163.7 to 164.7 feet	Vertical Change	-.66	5 ft	5	REF		
42860	171.1 to 172.1 feet	Vertical Change	-.66	5 ft	5	SF	$75	**$375**
44804	180.5 to 181.5 feet	Vertical Change	-.54	5 ft	5	SF	$75	**$375**
14079	181.8 to 182.8 feet	Cross Slope (PAR)	2.0-3.0%	5 ft	5	SF	$120	**$600**
42106	188.5 to 189.5 feet	Vertical Change	-.75	5 ft	5	SF	$75	**$375**
41967	196.8 to 197.8 feet	Vertical Change	-.79	5 ft	5	SF	$75	**$375**
42344	207.2 to 208.2 feet	Vertical Change	-.71	5 ft	5	SF	$75	**$375**
58761	210.2 to 245.3 feet	Driveway				REF		
42530	217.4 to 218.4 feet	Vertical Change	-.69	5 ft	5	REF		
14080	218.3 to 223.9 feet	Cross Slope (Driveway)	2.0-3.0%	5 ft	28	SF	$40	**$1,120**
44383	223.0 to 224.0 feet	Vertical Change	-.56	5 ft	5	REF		
41825	228.8 to 229.8 feet	Vertical Change	-.83	5 ft	5	REF		
45371	234.1 to 235.1 feet	Vertical Change	-.51	5 ft	5	REF		
42861	239.9 to 240.9 feet	Vertical Change	-.66	5 ft	5	REF		
14083	241.3 to 250.0 feet	Cross Slope (Driveway)	2.0-3.0%	5 ft	44	SF	$40	**$1,740**
43356	245.9 to 246.9 feet	Vertical Change	-.62	5 ft	5	REF		
42967	252.4 to 253.4 feet	Vertical Change	-.65	5 ft	5	SF	$75	**$375**

Funding Source: TBD **Year to be Completed** TBD

Street Side	Run ID	Survey Street Name	Starting Street Name	End Street Name	Priority
SE	1908231035	PARKRIDGE DR	COTTONWOOD DR	PINE ST	55.5

ID	Dist. from Corner	Barrier Type	As-is Measurement/Notes	Sidewalk Width	Qty	Unit	Cost	Total
58762	254.2 to 286.3 feet	Driveway				REF		
44594	262.6 to 264.1 feet	Vertical Change	-.55	5 ft	8	REF		
14086	262.8 to 283.7 feet	Cross Slope (Driveway)	2.0-3.0%	5 ft	105	SF	$40	$4,180
42531	267.7 to 268.7 feet	Vertical Change	-.69	5 ft	5	REF		
42264	272.2 to 273.2 feet	Vertical Change	-.72	5 ft	5	REF		
41381	276.8 to 277.8 feet	Vertical Change	-1.33	5 ft	5	REF		
42532	282.5 to 285.8 feet	Vertical Change	-.69	5 ft	17	REF		
14089	283.7 to 287.7 feet	Cross Slope (Driveway)	4.0-5.0%	5 ft	20	SF	$40	$800
57125	284.9 to 285.9 feet	Vertical Change	.6	5 ft	5	REF		
14091	287.7 to 292.1 feet	Cross Slope (PAR)	2.0-3.0%	5 ft	22	SF	$120	$2,640
43086	288.6 to 289.6 feet	Vertical Change	-.64	5 ft	5	REF		
48102	296.0 to 297.0 feet	Vertical Change	-.4	5 ft	5	LF	$75	$375
48948	306.1 to 307.1 feet	Vertical Change	-.37	5 ft	5	LF	$75	$375
14092	314.3 to 327.3 feet	Cross Slope (PAR)	2.0-3.0%	5 ft	65	SF	$120	$7,800
53286	316.2 to 317.2 feet	Vertical Change	-.27	5 ft	5	REF		
50220	326.2 to 327.2 feet	Vertical Change	-.33	5 ft	5	REF		
14094	327.3 to 346.7 feet	Cross Slope (PAR)	4.0-5.0%	5 ft	97	SF	$120	$11,640
48949	335.7 to 336.7 feet	Vertical Change	-.37	5 ft	5	REF		
14100	346.7 to 434.7 feet	Cross Slope (PAR)	2.0-3.0%	5 ft	440	SF	$120	$52,800
54127	355.6 to 356.6 feet	Vertical Change	-.25	5 ft	5	REF		
41814	414.2 to 415.2 feet	Vertical Change	-.84	5 ft	5	REF		
45868	417.6 to 418.6 feet	Vertical Change	-.49	5 ft	5	REF		
45372	422.6 to 423.6 feet	Vertical Change	-.51	5 ft	5	REF		
41351	427.8 to 428.8 feet	Vertical Change	-1.4	5 ft	5	REF		
43209	432.9 to 433.9 feet	Vertical Change	-.63	5 ft	5	REF		

TOTAL COST FOR: SE *side of* **PARKRIDGE DR** *Starting at:* **COTTONWOOD DR** **$118,360.00**

Funding Source: TBD **Year to be Completed** TBD

Street Side	Run ID	Survey Street Name	Starting Street Name	End Street Name	Priority
N	1908230921	PARKRIDGE DR	OLEANDER DR	SANTA CRUZ BLVD	68

ID	Dist. from Corner	Barrier Type	As-is Measurement/Notes	Sidewalk Width	Qty	Unit	Cost	Total
50167	0.0 to 1.0 feet	Vertical Change	-.33	5 ft	5	REF		
11975	0.0 to 36.3 feet	Cross Slope (PAR)	2.0-3.0%	5 ft	181	SF	$120	**$21,780**
48341	12.4 to 13.4 feet	Vertical Change	-.39	5 ft	5	REF		
53780	21.0 to 22.0 feet	Vertical Change	-.26	5 ft	5	REF		
11979	36.3 to 89.7 feet	Cross Slope (PAR)	4.0-5.0%	5 ft	267	SF	$120	**$32,040**
11981	89.7 to 91.6 feet	Cross Slope (PAR)	2.0-3.0%	5 ft	10	SF	$120	**$1,140**
58578	111.0 to 150.6 feet	Driveway				REF		
11982	114.2 to 116.7 feet	Cross Slope (Driveway)	2.0-3.0%	5 ft	13	SF	$40	**$500**
11983	118.8 to 127.1 feet	Cross Slope (Driveway)	2.0-3.0%	5 ft	42	SF	$40	**$1,660**
11986	127.1 to 135.7 feet	Cross Slope (Driveway)	4.0-5.0%	5 ft	43	SF	$40	**$1,720**
53781	134.2 to 135.2 feet	Vertical Change	-.26	5 ft	5	REF		
11988	135.7 to 144.6 feet	Cross Slope (Driveway)	2.0-3.0%	5 ft	45	SF	$40	**$1,780**
11990	144.6 to 147.3 feet	Cross Slope (Driveway)	4.0-5.0%	5 ft	14	SF	$40	**$540**
11992	147.3 to 149.3 feet	Cross Slope (Driveway)	6.0-7.0%	5 ft	10	SF	$40	**$400**
11993	149.3 to 150.3 feet	Cross Slope (Driveway)	5.0-6.0%	5 ft	5	SF	$40	**$200**
49839	150.2 to 151.2 feet	Vertical Change	-.34	5 ft	5	REF		
11994	151.8 to 163.1 feet	Cross Slope (PAR)	2.0-3.0%	5 ft	56	SF	$120	**$6,780**
58579	156.8 to 185.3 feet	Driveway				REF		
43311	159.9 to 166.0 feet	Vertical Change	-.62	5 ft	31	REF		
11997	166.0 to 279.9 feet	Cross Slope (Driveway)	2.0-3.0%	5 ft	569	SF	$40	**$22,780**
42321	172.9 to 173.9 feet	Vertical Change	-.71	5 ft	5	REF		
43951	179.1 to 180.1 feet	Vertical Change	-.58	5 ft	5	REF		
43035	185.4 to 186.9 feet	Vertical Change	-.64	5 ft	8	REF		
44315	190.2 to 191.2 feet	Vertical Change	-.56	5 ft	5	REF		
42807	194.5 to 195.5 feet	Vertical Change	-.66	5 ft	5	REF		
43475	204.3 to 205.3 feet	Vertical Change	-.61	5 ft	5	REF		
53254	214.3 to 215.3 feet	Vertical Change	-.27	5 ft	5	REF		
48609	224.0 to 225.0 feet	Vertical Change	-.38	5 ft	5	REF		

Funding Source: TBD **Year to be Completed** TBD

Street Side	Run ID	Survey Street Name	Starting Street Name	End Street Name	Priority
N	1908230921	PARKRIDGE DR	OLEANDER DR	SANTA CRUZ BLVD	68

ID	Dist. from Corner	Barrier Type	As-is Measurement/Notes	Sidewalk Width	Qty	Unit	Cost	Total
50947	234.0 to 235.0 feet	Vertical Change	-.31	5 ft	5	REF		
45618	243.8 to 244.8 feet	Vertical Change	-.5	5 ft	5	REF		
58580	245.5 to 276.0 feet	Driveway				REF		
48610	259.4 to 260.4 feet	Vertical Change	-.38	5 ft	5	REF		
46036	269.8 to 270.8 feet	Vertical Change	-.48	5 ft	5	REF		
51867	275.3 to 276.3 feet	Vertical Change	-.3	5 ft	5	REF		
58581	281.2 to 316.9 feet	Driveway				REF		
48611	281.4 to 284.2 feet	Vertical Change	-.38	5 ft	14	REF		
46931	287.0 to 288.0 feet	Vertical Change	-.44	5 ft	5	REF		
12012	290.6 to 308.5 feet	Cross Slope (Driveway)	8.0-9.0%	5 ft	89	SF	$40	**$3,580**
48612	295.8 to 296.8 feet	Vertical Change	-.38	5 ft	5	REF		
45620	307.6 to 308.6 feet	Vertical Change	-.5	5 ft	5	REF		
12014	308.5 to 313.8 feet	Cross Slope (Driveway)	10.0-11.0%	5 ft	27	SF	$40	**$1,060**
40371	313.6 to 315.3 feet	Running Slope	8.0-9.0%	5 ft	8	REF		
49511	327.5 to 328.5 feet	Vertical Change	-.35	5 ft	5	LF	$75	**$375**
12015	336.4 to 363.6 feet	Cross Slope (PAR)	2.0-3.0%	5 ft	136	SF	$120	**$16,320**
44945	337.2 to 338.2 feet	Vertical Change	-.53	5 ft	5	REF		
56934	342.1 to 343.1 feet	Vertical Change	.53	5 ft	5	REF		
48613	346.9 to 347.9 feet	Vertical Change	-.38	5 ft	5	REF		
58582	358.8 to 397.6 feet	Driveway				REF		
54096	362.0 to 363.0 feet	Vertical Change	-.25	5 ft	5	REF		
12018	367.0 to 373.2 feet	Cross Slope (Driveway)	2.0-3.0%	5 ft	31	SF	$40	**$1,240**
46037	371.7 to 372.7 feet	Vertical Change	-.48	5 ft	5	REF		
47657	376.9 to 377.9 feet	Vertical Change	-.41	5 ft	5	REF		
52287	386.5 to 387.5 feet	Vertical Change	-.29	5 ft	5	REF		
12019	387.2 to 393.4 feet	Cross Slope (Driveway)	2.0-3.0%	5 ft	31	SF	$40	**$1,240**
50168	391.7 to 392.7 feet	Vertical Change	-.33	5 ft	5	REF		
12021	393.4 to 408.6 feet	Cross Slope (Driveway)	4.0-5.0%	5 ft	76	SF	$40	**$3,040**
58583	403.6 to 434.3 feet	Driveway				REF		

Funding Source: TBD **Year to be Completed** TBD

Street Side	Run ID	Survey Street Name	Starting Street Name	End Street Name	Priority
N	1908230921	PARKRIDGE DR	OLEANDER DR	SANTA CRUZ BLVD	68

ID	Dist. from Corner	Barrier Type	As-is Measurement/Notes	Sidewalk Width	Qty	Unit	Cost	Total
12025	408.6 to 411.7 feet	Cross Slope (Driveway)	2.0-3.0%	5 ft	16	SF	$40	**$620**
45621	411.3 to 412.3 feet	Vertical Change	-.5	5 ft	5	REF		
12027	411.7 to 421.1 feet	Cross Slope (Driveway)	4.0-5.0%	5 ft	47	SF	$40	**$1,880**
46486	416.7 to 417.7 feet	Vertical Change	-.46	5 ft	5	REF		
12031	421.1 to 424.7 feet	Cross Slope (Driveway)	2.0-3.0%	5 ft	18	SF	$40	**$720**
46711	427.0 to 428.0 feet	Vertical Change	-.45	5 ft	5	REF		
12032	429.8 to 430.8 feet	Cross Slope (Driveway)	2.0-3.0%	5 ft	5	SF	$40	**$200**
12033	431.7 to 455.7 feet	Cross Slope (Driveway)	4.0-5.0%	5 ft	120	SF	$40	**$4,800**
46252	432.3 to 433.3 feet	Vertical Change	-.47	5 ft	5	REF		
48614	441.7 to 442.7 feet	Vertical Change	-.38	5 ft	5	REF		
50948	445.5 to 446.5 feet	Vertical Change	-.31	5 ft	5	REF		
12039	455.7 to 456.9 feet	Cross Slope (PAR)	2.0-3.0%	5 ft	6	SF	$120	**$720**

TOTAL COST FOR: N *side of* **PARKRIDGE DR** *Starting at:* **OLEANDER DR** **$127,115.00**

Funding Source: TBD **Year to be Completed** TBD

Street Side	Run ID	Survey Street Name	Starting Street Name	End Street Name	Priority
S	1908231037	PARKRIDGE DR	PINE ST	SANTA CRUZ BLVD	75

ID	Dist. from Corner	Barrier Type	As-is Measurement/Notes	Sidewalk Width	Qty	Unit	Cost	Total
44384	1.3 to 2.3 feet	Vertical Change	-.56	5 ft	5	REF		
14109	2.3 to 9.0 feet	Cross Slope (PAR)	2.0-3.0%	5 ft	34	SF	$120	**$4,020**
49880	6.3 to 7.3 feet	Vertical Change	-.34	5 ft	5	REF		
14111	9.0 to 20.2 feet	Cross Slope (PAR)	4.0-5.0%	5 ft	56	SF	$120	**$6,720**
45869	12.1 to 18.1 feet	Vertical Change	-.49	5 ft	30	REF		
14115	20.2 to 44.7 feet	Cross Slope (PAR)	2.0-3.0%	5 ft	123	SF	$120	**$14,700**
44595	20.6 to 21.6 feet	Vertical Change	-.55	5 ft	5	REF		
58763	23.1 to 50.8 feet	Driveway				REF		
49559	24.6 to 28.0 feet	Vertical Change	-.35	5 ft	17	REF		
42743	29.5 to 30.5 feet	Vertical Change	-.67	5 ft	5	REF		
43210	33.2 to 34.2 feet	Vertical Change	-.63	5 ft	5	REF		
44989	36.5 to 37.5 feet	Vertical Change	-.53	5 ft	5	REF		
42345	39.6 to 40.6 feet	Vertical Change	-.71	5 ft	5	REF		
43838	42.9 to 43.9 feet	Vertical Change	-.59	5 ft	5	REF		
14121	44.7 to 51.8 feet	Cross Slope (Driveway)	4.0-5.0%	5 ft	36	SF	$40	**$1,420**
43087	46.4 to 47.4 feet	Vertical Change	-.64	5 ft	5	REF		
45668	50.0 to 55.5 feet	Vertical Change	-.5	5 ft	28	REF		
14123	51.8 to 77.2 feet	Cross Slope (PAR)	2.0-3.0%	5 ft	127	SF	$120	**$15,240**
43088	65.2 to 66.2 feet	Vertical Change	-.64	5 ft	5	REF		
58764	66.2 to 106.0 feet	Driveway				REF		
41416	70.2 to 71.2 feet	Vertical Change	-1.24	5 ft	5	REF		
42744	72.3 to 76.2 feet	Vertical Change	-.67	5 ft	20	REF		
14127	77.2 to 82.2 feet	Cross Slope (Driveway)	4.0-5.0%	5 ft	25	SF	$40	**$1,000**
42533	79.3 to 80.3 feet	Vertical Change	-.69	5 ft	5	REF		
14129	82.2 to 91.9 feet	Cross Slope (Driveway)	2.0-3.0%	5 ft	49	SF	$40	**$1,940**
42863	83.1 to 84.1 feet	Vertical Change	-.66	5 ft	5	REF		
45870	86.7 to 87.7 feet	Vertical Change	-.49	5 ft	5	REF		
42745	90.4 to 91.4 feet	Vertical Change	-.67	5 ft	5	REF		

Funding Source: TBD **Year to be Completed** TBD

Street Side	Run ID	Survey Street Name	Starting Street Name	End Street Name	Priority
S	1908231037	PARKRIDGE DR	PINE ST	SANTA CRUZ BLVD	75

ID	Dist. from Corner	Barrier Type	As-is Measurement/Notes	Sidewalk Width	Qty	Unit	Cost	Total
42649	94.4 to 95.4 feet	Vertical Change	-.68	5 ft	5	REF		
41997	98.0 to 99.0 feet	Vertical Change	-.78	5 ft	5	REF		
14130	102.0 to 105.2 feet	Cross Slope (Driveway)	2.0-3.0%	5 ft	16	SF	$40	**$640**
42534	102.1 to 103.1 feet	Vertical Change	-.69	5 ft	5	REF		
14132	105.2 to 110.3 feet	Cross Slope (Driveway)	4.0-5.0%	5 ft	26	SF	$40	**$1,020**
42746	105.4 to 109.5 feet	Vertical Change	-.67	5 ft	21	REF		
14134	110.3 to 118.3 feet	Cross Slope (PAR)	2.0-3.0%	5 ft	40	SF	$120	**$4,800**
41474	110.5 to 111.5 feet	Vertical Change	-1.13	5 ft	5	REF		
43518	118.0 to 119.0 feet	Vertical Change	-.61	5 ft	5	REF		
43211	127.7 to 128.7 feet	Vertical Change	-.63	5 ft	5	SF	$75	**$375**
58765	129.1 to 159.3 feet	Driveway				REF		
14135	129.6 to 138.5 feet	Cross Slope (Driveway)	2.0-3.0%	5 ft	45	SF	$40	**$1,780**
53287	130.5 to 131.5 feet	Vertical Change	-.27	5 ft	5	REF		
42968	132.5 to 138.1 feet	Vertical Change	-.65	5 ft	28	REF		
14137	139.3 to 140.7 feet	Cross Slope (Driveway)	5.0-6.0%	5 ft	7	SF	$40	**$280**
14138	140.7 to 142.4 feet	Cross Slope (Driveway)	6.0-7.0%	5 ft	9	SF	$40	**$340**
14139	142.4 to 144.0 feet	Cross Slope (Driveway)	5.0-6.0%	5 ft	8	SF	$40	**$320**
14140	144.0 to 149.7 feet	Cross Slope (Driveway)	6.0-7.0%	5 ft	28	SF	$40	**$1,140**
42265	147.4 to 148.4 feet	Vertical Change	-.72	5 ft	5	REF		
14142	149.7 to 155.2 feet	Cross Slope (Driveway)	8.0-9.0%	5 ft	28	SF	$40	**$1,100**
44990	157.5 to 160.4 feet	Vertical Change	-.53	5 ft	15	REF		
41504	161.5 to 162.5 feet	Vertical Change	-1.09	5 ft	5	SF	$75	**$375**
44806	169.1 to 170.1 feet	Vertical Change	-.54	5 ft	5	SF	$75	**$375**
14144	177.1 to 180.7 feet	Cross Slope (PAR)	2.0-3.0%	5 ft	18	SF	$120	**$2,160**
44170	179.1 to 180.1 feet	Vertical Change	-.57	5 ft	5	REF		
53288	187.1 to 188.1 feet	Vertical Change	-.27	5 ft	5	LF	$75	**$375**
44991	189.0 to 190.0 feet	Vertical Change	-.53	5 ft	5	REF		
14145	189.5 to 199.7 feet	Cross Slope (PAR)	2.0-3.0%	5 ft	51	SF	$120	**$6,120**

Funding Source: TBD **Year to be Completed** TBD

Street Side	Run ID	Survey Street Name	Starting Street Name	End Street Name	Priority
S	1908231037	PARKRIDGE DR	PINE ST	SANTA CRUZ BLVD	75

ID	Dist. from Corner	Barrier Type	As-is Measurement/Notes	Sidewalk Width	Qty	Unit	Cost	Total
46763	199.0 to 200.0 feet	Vertical Change	-.45	5 ft	5	REF		
48950	208.8 to 209.8 feet	Vertical Change	-.37	5 ft	5	LF	$75	$375
14146	212.2 to 218.6 feet	Cross Slope (PAR)	2.0-3.0%	5 ft	32	SF	$120	$3,840
58766	212.2 to 240.3 feet	Driveway				REF		
44807	214.6 to 219.6 feet	Vertical Change	-.54	5 ft	25	REF		
14147	220.2 to 221.3 feet	Cross Slope (Driveway)	5.0-6.0%	5 ft	6	SF	$40	$220
14148	221.3 to 223.0 feet	Cross Slope (Driveway)	6.0-7.0%	5 ft	9	SF	$40	$340
14149	223.0 to 226.9 feet	Cross Slope (Driveway)	5.0-6.0%	5 ft	20	SF	$40	$780
44007	225.4 to 226.4 feet	Vertical Change	-.58	5 ft	5	REF		
14151	226.9 to 229.8 feet	Cross Slope (Driveway)	3.0-4.0%	5 ft	15	SF	$40	$580
44008	228.8 to 229.8 feet	Vertical Change	-.58	5 ft	5	REF		
14152	229.8 to 235.6 feet	Cross Slope (Driveway)	2.0-3.0%	5 ft	29	SF	$40	$1,160
45871	232.1 to 233.1 feet	Vertical Change	-.49	5 ft	5	REF		
14154	235.6 to 239.5 feet	Cross Slope (Driveway)	4.0-5.0%	5 ft	20	SF	$40	$780
44992	235.7 to 236.7 feet	Vertical Change	-.53	5 ft	5	REF		
42266	239.2 to 240.2 feet	Vertical Change	-.72	5 ft	5	REF		
14156	239.5 to 240.8 feet	Cross Slope (Driveway)	2.0-3.0%	5 ft	7	SF	$40	$260
47200	241.0 to 243.8 feet	Vertical Change	-.43	5 ft	14	LF	$75	$1,050
14157	245.3 to 251.2 feet	Cross Slope (PAR)	2.0-3.0%	5 ft	30	SF	$120	$3,540
44385	246.1 to 247.1 feet	Vertical Change	-.56	5 ft	5	REF		
43359	253.0 to 254.0 feet	Vertical Change	-.62	5 ft	5	SF	$75	$375
58767	255.8 to 294.3 feet	Driveway				REF		
49560	258.8 to 263.8 feet	Vertical Change	-.35	5 ft	25	REF		
14158	264.3 to 269.7 feet	Cross Slope (Driveway)	2.0-3.0%	5 ft	27	SF	$40	$1,080
44596	266.8 to 267.8 feet	Vertical Change	-.55	5 ft	5	REF		
47449	270.7 to 271.7 feet	Vertical Change	-.42	5 ft	5	REF		
46977	274.6 to 275.6 feet	Vertical Change	-.44	5 ft	5	REF		
43840	278.5 to 279.5 feet	Vertical Change	-.59	5 ft	5	REF		

Funding Source: TBD **Year to be Completed** TBD

Street Side	Run ID	Survey Street Name	Starting Street Name	End Street Name	Priority
S	1908231037	PARKRIDGE DR	PINE ST	SANTA CRUZ BLVD	75

ID	Dist. from Corner	Barrier Type	As-is Measurement/Notes	Sidewalk Width	Qty	Unit	Cost	Total
45872	281.7 to 282.7 feet	Vertical Change	-.49	5 ft	5	REF		
44386	285.9 to 286.9 feet	Vertical Change	-.56	5 ft	5	REF		
45374	290.2 to 291.2 feet	Vertical Change	-.51	5 ft	5	REF		
14159	290.6 to 295.4 feet	Cross Slope (Driveway)	2.0-3.0%	5 ft	24	SF	$40	**$960**
48661	293.6 to 299.7 feet	Vertical Change	-.38	5 ft	30	REF		
42535	306.5 to 307.5 feet	Vertical Change	-.69	5 ft	5	SF	$75	**$375**
50594	316.1 to 317.1 feet	Vertical Change	-.32	5 ft	5	LF	$75	**$375**
58768	336.3 to 365.1 feet	Driveway				REF		
50998	341.0 to 342.0 feet	Vertical Change	-.31	5 ft	5	REF		
14162	348.5 to 363.2 feet	Cross Slope (Driveway)	7.0-8.0%	5 ft	74	SF	$40	**$2,940**
50221	364.9 to 368.5 feet	Vertical Change	-.33	5 ft	18	REF		
48385	379.7 to 380.7 feet	Vertical Change	-.39	5 ft	5	LF	$75	**$375**
58769	380.4 to 409.0 feet	Driveway				REF		
41485	385.3 to 386.3 feet	Vertical Change	-1.12	5 ft	5	REF		
44597	387.2 to 390.2 feet	Vertical Change	-.55	5 ft	15	REF		
14165	388.8 to 394.7 feet	Cross Slope (Driveway)	2.0-3.0%	5 ft	30	SF	$40	**$1,180**
43842	392.7 to 393.7 feet	Vertical Change	-.59	5 ft	5	REF		
44171	396.2 to 397.2 feet	Vertical Change	-.57	5 ft	5	REF		
43360	399.4 to 400.4 feet	Vertical Change	-.62	5 ft	5	REF		
43089	402.5 to 403.5 feet	Vertical Change	-.64	5 ft	5	REF		
14167	403.2 to 406.2 feet	Cross Slope (Driveway)	2.0-3.0%	5 ft	15	SF	$40	**$600**
44172	406.0 to 407.0 feet	Vertical Change	-.57	5 ft	5	REF		
14169	406.2 to 432.8 feet	Cross Slope (Driveway)	4.0-5.0%	5 ft	133	SF	$40	**$5,320**
44993	409.7 to 415.5 feet	Vertical Change	-.53	5 ft	29	REF		
45670	420.1 to 421.1 feet	Vertical Change	-.5	5 ft	5	REF		
48951	428.8 to 429.8 feet	Vertical Change	-.37	5 ft	5	REF		
14175	432.8 to 434.2 feet	Cross Slope (PAR)	2.0-3.0%	5 ft	7	SF	$120	**$840**
44387	433.0 to 434.0 feet	Vertical Change	-.56	5 ft	5	REF		

TOTAL COST FOR: S *side of* **PARKRIDGE DR** *Starting at:* **PINE ST** **$93,585.00**

Funding Source: TBD **Year to be Completed** TBD

Street Side	Run ID	Survey Street Name	Starting Street Name	End Street Name	Priority
N	1908230959	PARKRIDGE DR	SANTA CRUZ BLVD	COTTONWOOD DR	93

ID	Dist. from Corner	Barrier Type	As-is Measurement/Notes	Sidewalk Width	Qty	Unit	Cost	Total
12940	0.6 to 2.8 feet	Cross Slope (PAR)	3.0-4.0%	5 ft	11	SF	$120	**$1,320**
52307	1.3 to 2.3 feet	Vertical Change	-.29	5 ft	5	REF		
12941	2.8 to 22.9 feet	Cross Slope (PAR)	2.0-3.0%	5 ft	101	SF	$120	**$12,060**
48081	6.4 to 7.4 feet	Vertical Change	-.4	5 ft	5	REF		
45153	10.8 to 11.8 feet	Vertical Change	-.52	5 ft	5	REF		
58663	17.6 to 54.6 feet	Driveway				REF		
54117	17.7 to 20.2 feet	Vertical Change	-.25	5 ft	13	REF		
43655	21.0 to 24.0 feet	Vertical Change	-.6	5 ft	15	REF		
12945	23.7 to 32.9 feet	Cross Slope (Driveway)	4.0-5.0%	5 ft	46	SF	$40	**$1,840**
43048	27.0 to 28.0 feet	Vertical Change	-.64	5 ft	5	REF		
57158	27.0 to 28.0 feet	Vertical Change	.67	5 ft	5	REF		
42618	30.4 to 31.4 feet	Vertical Change	-.68	5 ft	5	REF		
12949	32.9 to 42.8 feet	Cross Slope (Driveway)	2.0-3.0%	5 ft	50	SF	$40	**$1,980**
50193	34.1 to 35.1 feet	Vertical Change	-.33	5 ft	5	REF		
43493	37.5 to 38.5 feet	Vertical Change	-.61	5 ft	5	REF		
43049	40.7 to 41.7 feet	Vertical Change	-.64	5 ft	5	REF		
43050	43.9 to 44.9 feet	Vertical Change	-.64	5 ft	5	REF		
45344	47.6 to 48.6 feet	Vertical Change	-.51	5 ft	5	REF		
47178	51.2 to 52.2 feet	Vertical Change	-.43	5 ft	5	REF		
12950	52.6 to 77.5 feet	Cross Slope (Driveway)	2.0-3.0%	5 ft	125	SF	$40	**$4,980**
49535	55.1 to 56.1 feet	Vertical Change	-.35	5 ft	5	REF		
43494	57.4 to 60.5 feet	Vertical Change	-.61	5 ft	16	REF		
43184	67.4 to 68.4 feet	Vertical Change	-.63	5 ft	5	REF		
58664	67.7 to 96.9 feet	Driveway				REF		
44148	72.6 to 77.9 feet	Vertical Change	-.57	5 ft	27	REF		
12951	78.3 to 95.8 feet	Cross Slope (Driveway)	4.0-5.0%	5 ft	88	SF	$40	**$3,500**
44778	80.2 to 81.2 feet	Vertical Change	-.54	5 ft	5	REF		
42619	83.6 to 84.6 feet	Vertical Change	-.68	5 ft	5	REF		

Funding Source: TBD **Year to be Completed** TBD

Street Side	Run ID	Survey Street Name	Starting Street Name	End Street Name	Priority
N	1908230959	PARKRIDGE DR	SANTA CRUZ BLVD	COTTONWOOD DR	93

ID	Dist. from Corner	Barrier Type	As-is Measurement/Notes	Sidewalk Width	Qty	Unit	Cost	Total
42942	87.1 to 88.1 feet	Vertical Change	-.65	5 ft	5	REF		
43052	90.2 to 91.2 feet	Vertical Change	-.64	5 ft	5	REF		
42516	97.0 to 102.2 feet	Vertical Change	-.69	5 ft	26	REF		
12957	97.6 to 98.6 feet	Cross Slope (PAR)	2.0-3.0%	5 ft	5	SF	$120	**$600**
44149	106.7 to 107.7 feet	Vertical Change	-.57	5 ft	5	SF	$75	**$375**
43973	116.2 to 117.2 feet	Vertical Change	-.58	5 ft	5	SF	$75	**$375**
12958	123.8 to 130.5 feet	Cross Slope (PAR)	2.0-3.0%	5 ft	34	SF	$120	**$4,020**
49860	126.2 to 127.2 feet	Vertical Change	-.34	5 ft	5	REF		
50979	135.4 to 136.4 feet	Vertical Change	-.31	5 ft	5	LF	$75	**$375**
12959	137.8 to 140.5 feet	Cross Slope (PAR)	2.0-3.0%	5 ft	13	SF	$120	**$1,620**
58665	139.6 to 166.2 feet	Driveway				REF		
12961	140.5 to 143.5 feet	Cross Slope (Driveway)	4.0-5.0%	5 ft	15	SF	$40	**$600**
12963	143.5 to 144.8 feet	Cross Slope (Driveway)	2.0-3.0%	5 ft	7	SF	$40	**$260**
49220	145.5 to 146.5 feet	Vertical Change	-.36	5 ft	5	REF		
48358	149.1 to 150.1 feet	Vertical Change	-.39	5 ft	5	REF		
45645	152.4 to 153.4 feet	Vertical Change	-.5	5 ft	5	REF		
47688	159.2 to 160.2 feet	Vertical Change	-.41	5 ft	5	REF		
48638	162.5 to 163.5 feet	Vertical Change	-.38	5 ft	5	REF		
12964	163.3 to 184.6 feet	Cross Slope (Driveway)	2.0-3.0%	5 ft	106	SF	$40	**$4,260**
50194	166.5 to 172.1 feet	Vertical Change	-.33	5 ft	28	REF		
58666	174.0 to 204.2 feet	Driveway				REF		
50579	178.4 to 182.0 feet	Vertical Change	-.32	5 ft	18	REF		
12970	184.6 to 188.8 feet	Cross Slope (Driveway)	4.0-5.0%	5 ft	21	SF	$40	**$840**
46951	187.5 to 188.5 feet	Vertical Change	-.44	5 ft	5	REF		
12972	188.8 to 192.2 feet	Cross Slope (Driveway)	2.0-3.0%	5 ft	17	SF	$40	**$680**
45646	191.0 to 192.0 feet	Vertical Change	-.5	5 ft	5	REF		
49536	194.2 to 195.2 feet	Vertical Change	-.35	5 ft	5	REF		
50196	197.3 to 198.3 feet	Vertical Change	-.33	5 ft	5	REF		

Funding Source: TBD **Year to be Completed** TBD

Street Side	Run ID	Survey Street Name	Starting Street Name	End Street Name	Priority
N	1908230959	PARKRIDGE DR	SANTA CRUZ BLVD	COTTONWOOD DR	93

ID	Dist. from Corner	Barrier Type	As-is Measurement/Notes	Sidewalk Width	Qty	Unit	Cost	Total
48927	200.6 to 201.6 feet	Vertical Change	-.37	5 ft	5	REF		
12973	201.6 to 217.8 feet	Cross Slope (Driveway)	2.0-3.0%	5 ft	81	SF	$40	**$3,240**
53812	206.8 to 207.8 feet	Vertical Change	-.26	5 ft	5	REF		
48928	215.4 to 216.4 feet	Vertical Change	-.37	5 ft	5	REF		
51893	225.2 to 226.2 feet	Vertical Change	-.3	5 ft	5	LF	$75	**$375**
46057	234.9 to 235.9 feet	Vertical Change	-.48	5 ft	5	LF	$75	**$375**
12975	244.3 to 252.3 feet	Cross Slope (PAR)	2.0-3.0%	5 ft	40	SF	$120	**$4,800**
48359	244.8 to 245.8 feet	Vertical Change	-.39	5 ft	5	REF		
58667	247.8 to 275.9 feet	Driveway				REF		
50197	250.6 to 251.6 feet	Vertical Change	-.33	5 ft	5	REF		
50980	254.6 to 255.6 feet	Vertical Change	-.31	5 ft	5	REF		
12976	258.1 to 261.5 feet	Cross Slope (Driveway)	10.0-11.0%	5 ft	17	SF	$40	**$680**
12978	261.5 to 273.2 feet	Cross Slope (Driveway)	8.0-9.0%	5 ft	59	SF	$40	**$2,340**
50198	277.3 to 278.3 feet	Vertical Change	-.33	5 ft	5	LF	$75	**$375**
58668	283.1 to 322.7 feet	Driveway				REF		
47428	288.4 to 291.5 feet	Vertical Change	-.42	5 ft	16	REF		
12981	290.7 to 296.2 feet	Cross Slope (Driveway)	2.0-3.0%	5 ft	28	SF	$40	**$1,100**
42827	294.4 to 295.4 feet	Vertical Change	-.66	5 ft	5	REF		
44562	298.1 to 299.1 feet	Vertical Change	-.55	5 ft	5	REF		
12982	299.6 to 303.3 feet	Cross Slope (Driveway)	2.0-3.0%	5 ft	18	SF	$40	**$740**
42253	301.7 to 305.6 feet	Vertical Change	-.72	5 ft	20	REF		
42828	307.8 to 311.7 feet	Vertical Change	-.66	5 ft	20	REF		
47179	314.6 to 315.6 feet	Vertical Change	-.43	5 ft	5	REF		
43053	318.6 to 319.6 feet	Vertical Change	-.64	5 ft	5	REF		
12983	320.1 to 327.3 feet	Cross Slope (Driveway)	2.0-3.0%	5 ft	36	SF	$40	**$1,440**
42254	322.9 to 327.9 feet	Vertical Change	-.72	5 ft	25	REF		
44563	332.7 to 333.7 feet	Vertical Change	-.55	5 ft	5	SF	$75	**$375**
53813	334.7 to 335.7 feet	Vertical Change	-.26	5 ft	5	LF	$75	**$375**

Funding Source: TBD **Year to be Completed** TBD

Street Side	Run ID	Survey Street Name	Starting Street Name	End Street Name	Priority
N	1908230959	PARKRIDGE DR	SANTA CRUZ BLVD	COTTONWOOD DR	93

ID	Dist. from Corner	Barrier Type	As-is Measurement/Notes	Sidewalk Width	Qty	Unit	Cost	Total
56927	336.9 to 337.9 feet	Vertical Change	.52	5 ft	5	SF	$75	**$375**
45844	337.0 to 338.0 feet	Vertical Change	-.49	5 ft	5	LF	$75	**$375**
45154	342.3 to 343.3 feet	Vertical Change	-.52	5 ft	5	SF	$75	**$375**
49221	351.9 to 352.9 feet	Vertical Change	-.36	5 ft	5	LF	$75	**$375**
58669	354.4 to 381.3 feet	Driveway				REF		
50981	357.3 to 360.3 feet	Vertical Change	-.31	5 ft	15	REF		
42620	361.4 to 362.4 feet	Vertical Change	-.68	5 ft	5	REF		
12984	364.9 to 378.8 feet	Cross Slope (Driveway)	9.0-10.0%	5 ft	70	SF	$40	**$2,780**
42064	371.6 to 372.6 feet	Vertical Change	-.76	5 ft	5	REF		
42427	381.5 to 389.5 feet	Vertical Change	-.7	5 ft	40	REF		
12987	382.4 to 418.1 feet	Cross Slope (PAR)	2.0-3.0%	5 ft	179	SF	$120	**$21,420**
58670	391.6 to 419.3 feet	Driveway				REF		
49537	394.4 to 395.4 feet	Vertical Change	-.35	5 ft	5	REF		
42163	396.4 to 399.6 feet	Vertical Change	-.74	5 ft	16	REF		
42065	402.2 to 403.2 feet	Vertical Change	-.76	5 ft	5	REF		
52308	405.6 to 406.6 feet	Vertical Change	-.29	5 ft	5	REF		
45346	408.7 to 409.7 feet	Vertical Change	-.51	5 ft	5	REF		
43335	411.8 to 412.8 feet	Vertical Change	-.62	5 ft	5	REF		
42621	415.6 to 416.6 feet	Vertical Change	-.68	5 ft	5	REF		
12993	418.1 to 421.4 feet	Cross Slope (Driveway)	4.0-5.0%	5 ft	17	SF	$40	**$660**
46058	419.0 to 424.6 feet	Vertical Change	-.48	5 ft	28	REF		
12995	421.4 to 453.2 feet	Cross Slope (PAR)	2.0-3.0%	5 ft	159	SF	$120	**$19,080**
47429	428.7 to 429.7 feet	Vertical Change	-.42	5 ft	5	REF		
46952	448.1 to 449.1 feet	Vertical Change	-.44	5 ft	5	REF		
12999	453.2 to 465.6 feet	Cross Slope (PAR)	4.0-5.0%	5 ft	62	SF	$120	**$7,440**
49538	457.8 to 458.8 feet	Vertical Change	-.35	5 ft	5	REF		
58671	459.7 to 488.7 feet	Driveway				REF		
53273	463.1 to 464.1 feet	Vertical Change	-.27	5 ft	5	REF		

Funding Source: TBD **Year to be Completed** TBD

Street Side	Run ID	Survey Street Name	Starting Street Name	End Street Name	Priority
N	1908230959	PARKRIDGE DR	SANTA CRUZ BLVD	COTTONWOOD DR	93

ID	Dist. from Corner	Barrier Type	As-is Measurement/Notes	Sidewalk Width	Qty	Unit	Cost	Total
55978	463.2 to 464.2 feet	Vertical Change	.37	5 ft	5	REF		
43807	465.2 to 468.2 feet	Vertical Change	-.59	5 ft	15	REF		
13003	465.6 to 488.0 feet	Cross Slope (Driveway)	2.0-3.0%	5 ft	112	SF	$40	**$4,480**
44564	471.0 to 472.0 feet	Vertical Change	-.55	5 ft	5	REF		
43656	474.4 to 475.4 feet	Vertical Change	-.6	5 ft	5	REF		
44971	477.9 to 478.9 feet	Vertical Change	-.53	5 ft	5	REF		
43186	481.5 to 482.5 feet	Vertical Change	-.63	5 ft	5	REF		
44352	485.1 to 486.1 feet	Vertical Change	-.56	5 ft	5	REF		
13006	488.0 to 503.3 feet	Cross Slope (Driveway)	4.0-5.0%	5 ft	77	SF	$40	**$3,060**
43054	488.9 to 494.3 feet	Vertical Change	-.64	5 ft	27	REF		
58672	500.3 to 527.7 feet	Driveway				REF		
13012	503.3 to 506.8 feet	Cross Slope (Driveway)	2.0-3.0%	5 ft	18	SF	$40	**$700**
46059	503.4 to 506.7 feet	Vertical Change	-.48	5 ft	17	REF		
13014	507.8 to 508.8 feet	Cross Slope (Driveway)	5.0-6.0%	5 ft	5	SF	$40	**$200**
13015	508.8 to 510.3 feet	Cross Slope (Driveway)	6.0-7.0%	5 ft	8	SF	$40	**$300**
43187	509.6 to 510.6 feet	Vertical Change	-.63	5 ft	5	REF		
13016	510.3 to 529.7 feet	Cross Slope (Driveway)	5.0-6.0%	5 ft	97	SF	$40	**$3,880**
43808	513.1 to 514.1 feet	Vertical Change	-.59	5 ft	5	REF		
50199	516.5 to 517.5 feet	Vertical Change	-.33	5 ft	5	REF		
43657	519.9 to 520.9 feet	Vertical Change	-.6	5 ft	5	REF		
43055	523.3 to 524.3 feet	Vertical Change	-.64	5 ft	5	REF		
56995	527.1 to 528.1 feet	Vertical Change	.59	5 ft	5	REF		
42944	527.4 to 530.7 feet	Vertical Change	-.65	5 ft	17	REF		
13021	529.7 to 531.9 feet	Cross Slope (PAR)	3.0-4.0%	5 ft	11	SF	$120	**$1,320**
41528	531.7 to 532.7 feet	Vertical Change	-1.06	5 ft	5	REF		
13022	531.9 to 561.2 feet	Cross Slope (PAR)	2.0-3.0%	5 ft	147	SF	$120	**$17,580**
43337	543.9 to 544.9 feet	Vertical Change	-.62	5 ft	5	REF		
13027	561.2 to 579.9 feet	Cross Slope (PAR)	4.0-5.0%	5 ft	93	SF	$120	**$11,220**

Funding Source: TBD **Year to be Completed** TBD

Street Side	Run ID	Survey Street Name	Starting Street Name	End Street Name	Priority
N	1908230959	PARKRIDGE DR	SANTA CRUZ BLVD	COTTONWOOD DR	93

ID	Dist. from Corner	Barrier Type	As-is Measurement/Notes	Sidewalk Width	Qty	Unit	Cost	Total
58673	566.4 to 607.3 feet	Driveway				REF		
49222	572.1 to 575.7 feet	Vertical Change	-.36	5 ft	18	REF		
43658	578.6 to 579.6 feet	Vertical Change	-.6	5 ft	5	REF		
13032	579.9 to 585.9 feet	Cross Slope (Driveway)	2.0-3.0%	5 ft	30	SF	$40	**$1,200**
48082	582.4 to 583.4 feet	Vertical Change	-.4	5 ft	5	REF		
43495	588.6 to 592.3 feet	Vertical Change	-.61	5 ft	18	REF		
13033	595.4 to 602.8 feet	Cross Slope (Driveway)	2.0-3.0%	5 ft	37	SF	$40	**$1,480**
43810	595.5 to 596.5 feet	Vertical Change	-.59	5 ft	5	REF		
44150	599.6 to 600.6 feet	Vertical Change	-.57	5 ft	5	REF		
13035	602.8 to 603.8 feet	Cross Slope (Driveway)	4.0-5.0%	5 ft	5	SF	$40	**$200**
43659	603.2 to 604.2 feet	Vertical Change	-.6	5 ft	5	REF		
13036	604.6 to 607.5 feet	Cross Slope (Driveway)	6.0-7.0%	5 ft	15	SF	$40	**$580**
52786	609.7 to 610.7 feet	Vertical Change	-.28	5 ft	5	REF		
13038	609.8 to 620.8 feet	Cross Slope (PAR)	2.0-3.0%	5 ft	55	SF	$120	**$6,600**
50200	620.3 to 621.3 feet	Vertical Change	-.33	5 ft	5	REF		
13039	629.7 to 700.6 feet	Cross Slope (PAR)	2.0-3.0%	5 ft	354	SF	$120	**$42,540**
49862	630.5 to 631.5 feet	Vertical Change	-.34	5 ft	5	REF		
50983	640.2 to 641.2 feet	Vertical Change	-.31	5 ft	5	REF		
43056	649.7 to 650.7 feet	Vertical Change	-.64	5 ft	5	REF		
43811	659.0 to 660.0 feet	Vertical Change	-.59	5 ft	5	REF		
50984	668.7 to 669.7 feet	Vertical Change	-.31	5 ft	5	REF		
42429	677.9 to 678.9 feet	Vertical Change	-.7	5 ft	5	REF		
48640	687.3 to 688.3 feet	Vertical Change	-.38	5 ft	5	REF		
58674	690.8 to 726.6 feet	Driveway				REF		
43057	695.0 to 696.0 feet	Vertical Change	-.64	5 ft	5	REF		
52787	698.1 to 699.1 feet	Vertical Change	-.28	5 ft	5	REF		
13047	700.6 to 705.1 feet	Cross Slope (Driveway)	4.0-5.0%	5 ft	23	SF	$40	**$900**
44566	702.2 to 703.2 feet	Vertical Change	-.55	5 ft	5	REF		

Funding Source: TBD **Year to be Completed** TBD

Street Side	Run ID	Survey Street Name	Starting Street Name	End Street Name	Priority
N	1908230959	PARKRIDGE DR	SANTA CRUZ BLVD	COTTONWOOD DR	93

ID	Dist. from Corner	Barrier Type	As-is Measurement/Notes	Sidewalk Width	Qty	Unit	Cost	Total
13049	705.1 to 720.2 feet	Cross Slope (Driveway)	2.0-3.0%	5 ft	76	SF	$40	$3,020
47689	705.3 to 706.3 feet	Vertical Change	-.41	5 ft	5	REF		
47431	709.0 to 710.0 feet	Vertical Change	-.42	5 ft	5	REF		
45347	712.5 to 713.5 feet	Vertical Change	-.51	5 ft	5	REF		
48641	716.1 to 717.1 feet	Vertical Change	-.38	5 ft	5	REF		
45648	719.4 to 720.4 feet	Vertical Change	-.5	5 ft	5	REF		
13051	721.2 to 722.2 feet	Cross Slope (Driveway)	5.0-6.0%	5 ft	5	SF	$40	$200
13052	722.2 to 724.6 feet	Cross Slope (Driveway)	6.0-7.0%	5 ft	12	SF	$40	$480
13054	725.4 to 726.4 feet	Cross Slope (Driveway)	5.0-6.0%	5 ft	5	SF	$40	$200
42945	726.9 to 727.9 feet	Vertical Change	-.65	5 ft	5	REF		
13055	727.8 to 737.9 feet	Cross Slope (PAR)	2.0-3.0%	5 ft	51	SF	$120	$6,060
45348	738.7 to 739.7 feet	Vertical Change	-.51	5 ft	5	SF	$75	$375
13056	741.7 to 748.1 feet	Cross Slope (PAR)	2.0-3.0%	5 ft	32	SF	$120	$3,840
43812	749.5 to 750.5 feet	Vertical Change	-.59	5 ft	5	SF	$75	$375
13057	756.4 to 767.8 feet	Cross Slope (PAR)	2.0-3.0%	5 ft	57	SF	$120	$6,840
43496	758.8 to 764.1 feet	Vertical Change	-.61	5 ft	27	REF		
58675	761.0 to 789.0 feet	Driveway				REF		
42430	767.9 to 768.9 feet	Vertical Change	-.7	5 ft	5	REF		
13058	769.9 to 777.9 feet	Cross Slope (Driveway)	2.0-3.0%	5 ft	40	SF	$40	$1,600
42829	771.4 to 772.4 feet	Vertical Change	-.66	5 ft	5	REF		
42622	774.9 to 775.9 feet	Vertical Change	-.68	5 ft	5	REF		
43058	778.5 to 782.5 feet	Vertical Change	-.64	5 ft	20	REF		
13059	783.3 to 784.6 feet	Cross Slope (Driveway)	2.0-3.0%	5 ft	7	SF	$40	$260
48642	785.0 to 786.0 feet	Vertical Change	-.38	5 ft	5	REF		
13060	786.1 to 789.4 feet	Cross Slope (Driveway)	5.0-6.0%	5 ft	17	SF	$40	$660
41352	789.6 to 790.6 feet	Vertical Change	-1.39	5 ft	5	REF		
13062	790.3 to 808.7 feet	Cross Slope (PAR)	2.0-3.0%	5 ft	92	SF	$120	$11,040
46953	800.8 to 801.8 feet	Vertical Change	-.44	5 ft	5	REF		

Funding Source: TBD **Year to be Completed** TBD

Street Side	Run ID	Survey Street Name	Starting Street Name	End Street Name	Priority
N	1908230959	PARKRIDGE DR	SANTA CRUZ BLVD	COTTONWOOD DR	93

ID	Dist. from Corner	Barrier Type	As-is Measurement/Notes	Sidewalk Width	Qty	Unit	Cost	Total
58676	803.3 to 842.7 feet	Driveway				REF		
41473	804.8 to 805.8 feet	Vertical Change	-1.13	5 ft	5	REF		
42830	806.8 to 811.9 feet	Vertical Change	-.66	5 ft	26	REF		
13065	810.9 to 813.2 feet	Cross Slope (Driveway)	2.0-3.0%	5 ft	12	SF	$40	**$460**
13067	814.1 to 828.7 feet	Cross Slope (Driveway)	5.0-6.0%	5 ft	73	SF	$40	**$2,920**
45649	817.8 to 818.8 feet	Vertical Change	-.5	5 ft	5	REF		
44353	821.4 to 822.4 feet	Vertical Change	-.56	5 ft	5	REF		
45350	824.6 to 825.6 feet	Vertical Change	-.51	5 ft	5	REF		
42831	827.8 to 828.8 feet	Vertical Change	-.66	5 ft	5	REF		
13069	828.7 to 832.8 feet	Cross Slope (Driveway)	3.0-4.0%	5 ft	21	SF	$40	**$820**
47432	831.1 to 832.1 feet	Vertical Change	-.42	5 ft	5	REF		
13070	832.8 to 837.8 feet	Cross Slope (Driveway)	2.0-3.0%	5 ft	25	SF	$40	**$1,000**
46506	834.4 to 835.4 feet	Vertical Change	-.46	5 ft	5	REF		
13072	837.8 to 843.3 feet	Cross Slope (Driveway)	4.0-5.0%	5 ft	28	SF	$40	**$1,100**
44567	838.0 to 839.0 feet	Vertical Change	-.55	5 ft	5	REF		
42832	841.9 to 845.3 feet	Vertical Change	-.66	5 ft	17	REF		
13075	843.3 to 853.6 feet	Cross Slope (Driveway)	2.0-3.0%	5 ft	52	SF	$40	**$2,060**
41427	846.8 to 847.8 feet	Vertical Change	-1.21	5 ft	5	REF		
13077	853.6 to 879.7 feet	Cross Slope (PAR)	4.0-5.0%	5 ft	131	SF	$120	**$15,660**
43974	853.9 to 854.9 feet	Vertical Change	-.58	5 ft	5	REF		
48643	875.4 to 876.4 feet	Vertical Change	-.38	5 ft	5	REF		
13081	879.7 to 912.1 feet	Cross Slope (PAR)	2.0-3.0%	5 ft	162	SF	$120	**$19,440**
50201	884.5 to 885.5 feet	Vertical Change	-.33	5 ft	5	REF		
50580	893.1 to 894.1 feet	Vertical Change	-.32	5 ft	5	REF		
50985	911.6 to 912.6 feet	Vertical Change	-.31	5 ft	5	REF		
13083	912.1 to 944.0 feet	Cross Slope (PAR)	4.0-5.0%	5 ft	160	SF	$120	**$19,140**
49539	930.7 to 931.7 feet	Vertical Change	-.35	5 ft	5	REF		
49540	936.5 to 937.5 feet	Vertical Change	-.35	5 ft	5	REF		

Funding Source: TBD **Year to be Completed** TBD

Street Side	Run ID	Survey Street Name	Starting Street Name	End Street Name	Priority
N	1908230959	PARKRIDGE DR	SANTA CRUZ BLVD	COTTONWOOD DR	93

ID	Dist. from Corner	Barrier Type	As-is Measurement/Notes	Sidewalk Width	Qty	Unit	Cost	Total
48929	941.5 to 942.5 feet	Vertical Change	-.37	5 ft	5	REF		
13085	944.0 to 948.6 feet	Cross Slope (PAR)	2.0-3.0%	5 ft	23	SF	$120	**$2,760**

TOTAL COST FOR: N *side of* **PARKRIDGE DR** *Starting at:* **SANTA CRUZ BLVD** **$305,330.00**

Funding Source: TBD **Year to be Completed** TBD

Street Side	Run ID	Survey Street Name	Starting Street Name	End Street Name	Priority
S	1908230831	PARKRIDGE DR	SANTA CRUZ BLVD	AUTUMN WAY	102.25

ID	Dist. from Corner	Barrier Type	As-is Measurement/Notes	Sidewalk Width	Qty	Unit	Cost	Total
11073	1.4 to 10.8 feet	Cross Slope (PAR)	2.0-3.0%	5 ft	47	SF	$120	**$5,640**
43162	6.1 to 7.1 feet	Vertical Change	-.63	5 ft	5	REF		
52271	11.9 to 12.9 feet	Vertical Change	-.29	5 ft	5	LF	$75	**$375**
42597	12.2 to 13.2 feet	Vertical Change	-.68	5 ft	5	SF	$75	**$375**
11074	15.3 to 30.4 feet	Cross Slope (PAR)	2.0-3.0%	5 ft	76	SF	$120	**$9,060**
42059	16.1 to 17.1 feet	Vertical Change	-.76	5 ft	5	REF		
41667	19.6 to 20.6 feet	Vertical Change	-.92	5 ft	5	REF		
58491	25.8 to 51.9 feet	Driveway				REF		
43935	26.7 to 27.7 feet	Vertical Change	-.58	5 ft	5	REF		
11076	30.4 to 67.8 feet	Cross Slope (Driveway)	4.0-5.0%	5 ft	187	SF	$40	**$7,480**
42598	30.6 to 32.7 feet	Vertical Change	-.68	5 ft	11	REF		
56985	31.8 to 32.8 feet	Vertical Change	.58	5 ft	5	REF		
48329	35.7 to 36.7 feet	Vertical Change	-.39	5 ft	5	REF		
43464	41.2 to 42.2 feet	Vertical Change	-.61	5 ft	5	REF		
42921	46.3 to 47.3 feet	Vertical Change	-.65	5 ft	5	REF		
43025	51.9 to 52.9 feet	Vertical Change	-.64	5 ft	5	REF		
45310	56.1 to 57.1 feet	Vertical Change	-.51	5 ft	5	REF		
43772	61.1 to 62.1 feet	Vertical Change	-.59	5 ft	5	REF		
58492	64.0 to 102.4 feet	Driveway				REF		
44297	66.8 to 67.8 feet	Vertical Change	-.56	5 ft	5	REF		
11085	67.8 to 72.5 feet	Cross Slope (Driveway)	2.0-3.0%	5 ft	24	SF	$40	**$940**
45109	70.8 to 72.2 feet	Vertical Change	-.52	5 ft	7	REF		
11087	72.5 to 79.3 feet	Cross Slope (Driveway)	4.0-5.0%	5 ft	34	SF	$40	**$1,360**
45110	75.1 to 76.1 feet	Vertical Change	-.52	5 ft	5	REF		
47146	79.2 to 80.2 feet	Vertical Change	-.43	5 ft	5	REF		
11089	79.3 to 99.0 feet	Cross Slope (Driveway)	2.0-3.0%	5 ft	99	SF	$40	**$3,940**
49827	83.3 to 84.3 feet	Vertical Change	-.34	5 ft	5	REF		
55964	83.3 to 84.3 feet	Vertical Change	.35	5 ft	5	REF		

Funding Source: TBD **Year to be Completed** TBD

Street Side	Run ID	Survey Street Name	Starting Street Name	End Street Name	Priority
S	1908230831	PARKRIDGE DR	SANTA CRUZ BLVD	AUTUMN WAY	102.25

ID	Dist. from Corner	Barrier Type	As-is Measurement/Notes	Sidewalk Width	Qty	Unit	Cost	Total
44116	86.9 to 87.9 feet	Vertical Change	-.57	5 ft	5	REF		
46473	90.7 to 91.7 feet	Vertical Change	-.46	5 ft	5	REF		
50151	94.2 to 95.2 feet	Vertical Change	-.33	5 ft	5	REF		
47147	98.3 to 99.3 feet	Vertical Change	-.43	5 ft	5	REF		
11093	99.0 to 151.2 feet	Cross Slope (Driveway)	4.0-5.0%	5 ft	261	SF	$40	**$10,440**
47396	102.1 to 103.1 feet	Vertical Change	-.42	5 ft	5	REF		
41683	102.8 to 103.8 feet	Vertical Change	-.91	5 ft	5	REF		
52272	107.1 to 108.1 feet	Vertical Change	-.29	5 ft	5	REF		
42695	111.0 to 112.0 feet	Vertical Change	-.67	5 ft	5	REF		
49182	120.8 to 121.8 feet	Vertical Change	-.36	5 ft	5	REF		
47148	130.7 to 131.7 feet	Vertical Change	-.43	5 ft	5	REF		
45600	140.6 to 141.6 feet	Vertical Change	-.5	5 ft	5	REF		
58493	143.6 to 182.7 feet	Driveway				REF		
43163	146.7 to 147.7 feet	Vertical Change	-.63	5 ft	5	REF		
42151	150.6 to 151.6 feet	Vertical Change	-.74	5 ft	5	REF		
11105	151.2 to 162.9 feet	Cross Slope (Driveway)	6.0-7.0%	5 ft	59	SF	$40	**$2,340**
45311	154.4 to 155.4 feet	Vertical Change	-.51	5 ft	5	REF		
43773	158.7 to 159.7 feet	Vertical Change	-.59	5 ft	5	REF		
44735	162.7 to 163.7 feet	Vertical Change	-.54	5 ft	5	REF		
11108	162.9 to 167.8 feet	Cross Slope (Driveway)	5.0-6.0%	5 ft	25	SF	$40	**$980**
44736	166.7 to 167.7 feet	Vertical Change	-.54	5 ft	5	REF		
11109	167.8 to 175.3 feet	Cross Slope (Driveway)	6.0-7.0%	5 ft	38	SF	$40	**$1,500**
43936	170.8 to 171.8 feet	Vertical Change	-.58	5 ft	5	REF		
11111	175.3 to 177.8 feet	Cross Slope (Driveway)	8.0-9.0%	5 ft	13	SF	$40	**$500**
11113	177.8 to 180.8 feet	Cross Slope (Driveway)	10.0-11.0%	5 ft	15	SF	$40	**$600**
44512	182.2 to 183.2 feet	Vertical Change	-.55	5 ft	5	REF		
11115	184.1 to 195.4 feet	Cross Slope (PAR)	4.0-5.0%	5 ft	57	SF	$120	**$6,780**
46699	186.3 to 187.3 feet	Vertical Change	-.45	5 ft	5	REF		

Funding Source: TBD **Year to be Completed** TBD

Street Side	Run ID	Survey Street Name	Starting Street Name	End Street Name	Priority
S	1908230831	PARKRIDGE DR	SANTA CRUZ BLVD	AUTUMN WAY	102.25

ID	Dist. from Corner	Barrier Type	As-is Measurement/Notes	Sidewalk Width	Qty	Unit	Cost	Total
58494	189.8 to 215.5 feet	Driveway				REF		
47149	191.3 to 192.3 feet	Vertical Change	-.43	5 ft	5	REF		
46474	195.3 to 196.3 feet	Vertical Change	-.46	5 ft	5	REF		
11117	198.3 to 212.7 feet	Cross Slope (Driveway)	12.0-13.0%	5 ft	72	SF	$40	**$2,880**
46922	205.3 to 206.3 feet	Vertical Change	-.44	5 ft	5	REF		
40340	212.3 to 213.8 feet	Running Slope	7.0-8.0%	5 ft	8	REF		
41526	215.4 to 216.4 feet	Vertical Change	-1.06	5 ft	5	REF		
11119	216.3 to 222.8 feet	Cross Slope (Driveway)	5.0-6.0%	5 ft	33	SF	$40	**$1,300**
42922	219.4 to 220.4 feet	Vertical Change	-.65	5 ft	5	REF		
11121	222.8 to 242.9 feet	Cross Slope (PAR)	3.0-4.0%	5 ft	101	SF	$120	**$12,060**
44117	223.0 to 224.0 feet	Vertical Change	-.57	5 ft	5	REF		
43624	233.0 to 234.0 feet	Vertical Change	-.6	5 ft	5	REF		
41315	242.9 to 243.9 feet	Vertical Change	-1.51	5 ft	5	REF		
11124	242.9 to 274.1 feet	Cross Slope (PAR)	2.0-3.0%	5 ft	156	SF	$120	**$18,720**
44928	252.7 to 253.7 feet	Vertical Change	-.53	5 ft	5	REF		
58495	263.5 to 306.6 feet	Driveway				REF		
47150	268.0 to 269.0 feet	Vertical Change	-.43	5 ft	5	REF		
11128	274.1 to 300.3 feet	Cross Slope (Driveway)	4.0-5.0%	5 ft	131	SF	$40	**$5,240**
43937	276.6 to 277.6 feet	Vertical Change	-.58	5 ft	5	REF		
44737	280.9 to 281.9 feet	Vertical Change	-.54	5 ft	5	REF		
43300	284.9 to 285.9 feet	Vertical Change	-.62	5 ft	5	REF		
43465	288.9 to 289.9 feet	Vertical Change	-.61	5 ft	5	REF		
49498	292.9 to 293.9 feet	Vertical Change	-.35	5 ft	5	REF		
11132	300.3 to 302.6 feet	Cross Slope (Driveway)	6.0-7.0%	5 ft	12	SF	$40	**$460**
43026	301.1 to 306.4 feet	Vertical Change	-.64	5 ft	26	REF		
11134	302.6 to 305.2 feet	Cross Slope (Driveway)	8.0-9.0%	5 ft	13	SF	$40	**$520**
11135	307.8 to 308.9 feet	Cross Slope (PAR)	3.0-4.0%	5 ft	5	SF	$120	**$660**
11136	308.9 to 318.7 feet	Cross Slope (PAR)	2.0-3.0%	5 ft	49	SF	$120	**$5,880**

Funding Source: TBD **Year to be Completed** TBD

Street Side	Run ID	Survey Street Name	Starting Street Name	End Street Name	Priority
S	1908230831	PARKRIDGE DR	SANTA CRUZ BLVD	AUTUMN WAY	102.25

ID	Dist. from Corner	Barrier Type	As-is Measurement/Notes	Sidewalk Width	Qty	Unit	Cost	Total
52273	309.5 to 310.5 feet	Vertical Change	-.29	5 ft	5	REF		
58496	312.3 to 340.3 feet	Driveway				REF		
50152	312.6 to 313.6 feet	Vertical Change	-.33	5 ft	5	REF		
45111	319.3 to 320.3 feet	Vertical Change	-.52	5 ft	5	REF		
11137	322.9 to 337.4 feet	Cross Slope (Driveway)	11.0-12.0%	5 ft	73	SF	$40	**$2,900**
40341	337.4 to 339.3 feet	Running Slope	5.0-6.0%	5 ft	10	REF		
11139	341.8 to 343.7 feet	Cross Slope (PAR)	3.0-4.0%	5 ft	10	SF	$120	**$1,140**
11140	343.7 to 406.6 feet	Cross Slope (PAR)	2.0-3.0%	5 ft	315	SF	$120	**$37,740**
52740	347.8 to 348.8 feet	Vertical Change	-.28	5 ft	5	REF		
46923	355.3 to 356.3 feet	Vertical Change	-.44	5 ft	5	REF		
49499	365.8 to 366.8 feet	Vertical Change	-.35	5 ft	5	REF		
46238	376.1 to 377.1 feet	Vertical Change	-.47	5 ft	5	REF		
51854	386.3 to 387.3 feet	Vertical Change	-.3	5 ft	5	REF		
45601	396.4 to 397.4 feet	Vertical Change	-.5	5 ft	5	REF		
46475	406.2 to 412.5 feet	Vertical Change	-.46	5 ft	32	REF		
11142	406.6 to 411.9 feet	Cross Slope (PAR)	4.0-5.0%	5 ft	27	SF	$120	**$3,180**
58497	407.3 to 437.5 feet	Driveway				REF		
11144	411.9 to 417.4 feet	Cross Slope (Driveway)	2.0-3.0%	5 ft	28	SF	$40	**$1,100**
44298	416.0 to 417.0 feet	Vertical Change	-.56	5 ft	5	REF		
11146	417.4 to 425.2 feet	Cross Slope (Driveway)	4.0-5.0%	5 ft	39	SF	$40	**$1,560**
11148	425.2 to 464.3 feet	Cross Slope (Driveway)	2.0-3.0%	5 ft	196	SF	$40	**$7,820**
42599	426.3 to 427.3 feet	Vertical Change	-.68	5 ft	5	REF		
45602	431.2 to 432.2 feet	Vertical Change	-.5	5 ft	5	REF		
48050	441.4 to 442.4 feet	Vertical Change	-.4	5 ft	5	REF		
50544	445.6 to 446.6 feet	Vertical Change	-.32	5 ft	5	REF		
48595	455.1 to 456.1 feet	Vertical Change	-.38	5 ft	5	REF		
58498	457.3 to 496.6 feet	Driveway				REF		
44739	459.7 to 460.7 feet	Vertical Change	-.54	5 ft	5	REF		

Funding Source: TBD **Year to be Completed** TBD

Street Side	Run ID	Survey Street Name	Starting Street Name	End Street Name	Priority
S	1908230831	PARKRIDGE DR	SANTA CRUZ BLVD	AUTUMN WAY	102.25

ID	Dist. from Corner	Barrier Type	As-is Measurement/Notes	Sidewalk Width	Qty	Unit	Cost	Total
48897	464.2 to 469.2 feet	Vertical Change	-.37	5 ft	25	REF		
11152	464.3 to 502.5 feet	Cross Slope (Driveway)	4.0-5.0%	5 ft	191	SF	$40	**$7,640**
47643	472.3 to 473.3 feet	Vertical Change	-.41	5 ft	5	REF		
46239	476.5 to 477.5 feet	Vertical Change	-.47	5 ft	5	REF		
47151	480.7 to 481.7 feet	Vertical Change	-.43	5 ft	5	REF		
47397	484.9 to 485.9 feet	Vertical Change	-.42	5 ft	5	REF		
48597	489.9 to 490.9 feet	Vertical Change	-.38	5 ft	5	REF		
44299	495.8 to 496.8 feet	Vertical Change	-.56	5 ft	5	REF		
11161	502.5 to 509.3 feet	Cross Slope (PAR)	2.0-3.0%	5 ft	34	SF	$120	**$4,080**
43466	505.1 to 506.1 feet	Vertical Change	-.61	5 ft	5	REF		
11163	509.3 to 539.4 feet	Cross Slope (PAR)	4.0-5.0%	5 ft	151	SF	$120	**$18,060**
11168	539.4 to 551.4 feet	Cross Slope (PAR)	2.0-3.0%	5 ft	60	SF	$120	**$7,200**
51855	544.8 to 545.8 feet	Vertical Change	-.3	5 ft	5	REF		
11170	551.4 to 589.8 feet	Cross Slope (PAR)	4.0-5.0%	5 ft	192	SF	$120	**$23,040**
50545	554.8 to 555.8 feet	Vertical Change	-.32	5 ft	5	REF		
47398	564.6 to 565.6 feet	Vertical Change	-.42	5 ft	5	REF		
50153	574.3 to 575.3 feet	Vertical Change	-.33	5 ft	5	REF		
11174	589.8 to 592.5 feet	Cross Slope (PAR)	2.0-3.0%	5 ft	14	SF	$120	**$1,620**
44740	590.4 to 591.4 feet	Vertical Change	-.54	5 ft	5	REF		
43774	595.4 to 596.4 feet	Vertical Change	-.59	5 ft	5	SF	$75	**$375**

TOTAL COST FOR: S *side of* **PARKRIDGE DR** *Starting at:* **SANTA CRUZ BLVD** **$217,485.00**

Funding Source: TBD **Year to be Completed** TBD

Street Side	Run ID	Survey Street Name	Starting Street Name	End Street Name	Priority
N	1908230909	PARKRIDGE DR	THOMAS CHIDLAW DR	OLEANDER DR	102.25

ID	Dist. from Corner	Barrier Type	As-is Measurement/Notes	Sidewalk Width	Qty	Unit	Cost	Total
11710	0.0 to 6.6 feet	Cross Slope (PAR)	2.0-3.0%	5 ft	33	SF	$120	**$3,960**
11712	6.6 to 34.0 feet	Cross Slope (PAR)	4.0-5.0%	5 ft	137	SF	$120	**$16,440**
53247	17.6 to 18.6 feet	**Vertical Change**	-.27	5 ft	5	REF		
11714	34.0 to 39.7 feet	Cross Slope (PAR)	2.0-3.0%	5 ft	29	SF	$120	**$3,420**
58550	34.5 to 57.9 feet	Driveway				REF		
11715	43.4 to 56.5 feet	**Cross Slope (Driveway)**	9.0-10.0%	5 ft	66	SF	$40	**$2,620**
43470	48.8 to 49.8 feet	**Vertical Change**	-.61	5 ft	5	REF		
41554	59.1 to 60.1 feet	**Vertical Change**	-1.02	5 ft	5	SF	$75	**$375**
11716	60.4 to 124.1 feet	Cross Slope (PAR)	2.0-3.0%	5 ft	319	SF	$120	**$38,220**
43305	74.9 to 75.9 feet	**Vertical Change**	-.62	5 ft	5	REF		
41992	89.9 to 90.9 feet	**Vertical Change**	-.78	5 ft	5	REF		
45609	105.0 to 106.0 feet	**Vertical Change**	-.5	5 ft	5	REF		
42408	114.7 to 115.7 feet	**Vertical Change**	-.7	5 ft	5	REF		
58551	117.9 to 143.9 feet	Driveway				REF		
53248	119.7 to 120.7 feet	**Vertical Change**	-.27	5 ft	5	REF		
11720	124.1 to 125.2 feet	**Cross Slope (Driveway)**	4.0-5.0%	5 ft	6	SF	$40	**$220**
46030	124.8 to 126.9 feet	**Vertical Change**	-.48	5 ft	11	REF		
11721	127.8 to 142.8 feet	**Cross Slope (Driveway)**	9.0-10.0%	5 ft	75	SF	$40	**$3,000**
43776	134.7 to 135.7 feet	**Vertical Change**	-.59	5 ft	5	REF		
44932	143.7 to 145.7 feet	**Vertical Change**	-.53	5 ft	10	REF		
11725	145.8 to 150.8 feet	Cross Slope (PAR)	3.0-4.0%	5 ft	25	SF	$120	**$3,000**
11726	150.8 to 180.1 feet	Cross Slope (PAR)	2.0-3.0%	5 ft	146	SF	$120	**$17,580**
48903	151.3 to 152.3 feet	**Vertical Change**	-.37	5 ft	5	REF		
58552	173.2 to 199.3 feet	Driveway				REF		
52757	180.1 to 181.1 feet	**Vertical Change**	-.28	5 ft	5	REF		
11729	184.0 to 197.9 feet	**Cross Slope (Driveway)**	8.0-9.0%	5 ft	70	SF	$40	**$2,780**
11732	200.8 to 202.5 feet	Cross Slope (PAR)	3.0-4.0%	5 ft	9	SF	$120	**$1,020**
11733	202.5 to 217.2 feet	Cross Slope (PAR)	2.0-3.0%	5 ft	74	SF	$120	**$8,820**

Funding Source: TBD **Year to be Completed** TBD

Street Side	Run ID	Survey Street Name	Starting Street Name	End Street Name	Priority
N	1908230909	PARKRIDGE DR	THOMAS CHIDLAW DR	OLEANDER DR	102.25

ID	Dist. from Corner	Barrier Type	As-is Measurement/Notes	Sidewalk Width	Qty	Unit	Cost	Total
48904	214.4 to 217.2 feet	Vertical Change	-.37	5 ft	14	REF		
58553	218.7 to 237.7 feet	Driveway				REF		
46704	223.2 to 224.2 feet	Vertical Change	-.45	5 ft	5	REF		
11734	225.4 to 236.1 feet	Cross Slope (Driveway)	8.0-9.0%	5 ft	54	SF	$40	**$2,140**
40367	233.3 to 235.6 feet	Running Slope	5.0-6.0%	5 ft	12	REF		
11738	236.1 to 237.1 feet	Cross Slope (Driveway)	6.0-7.0%	5 ft	5	SF	$40	**$200**
11739	238.0 to 239.7 feet	Cross Slope (Driveway)	4.0-5.0%	5 ft	9	SF	$40	**$340**
11752	266.2 to 304.6 feet	Cross Slope (PAR)	5.0-6.0%	5 ft	192	SF	$120	**$23,040**
53250	272.2 to 273.2 feet	Vertical Change	-.27	5 ft	5	REF		
47652	282.1 to 283.1 feet	Vertical Change	-.41	5 ft	5	REF		
41954	292.1 to 293.1 feet	Vertical Change	-.79	5 ft	5	REF		
47406	302.0 to 303.0 feet	Vertical Change	-.42	5 ft	5	REF		
11754	304.6 to 326.1 feet	Cross Slope (PAR)	3.0-4.0%	5 ft	108	SF	$120	**$12,900**
43941	312.1 to 313.1 feet	Vertical Change	-.58	5 ft	5	REF		
41541	321.7 to 322.7 feet	Vertical Change	-1.04	5 ft	5	REF		

TOTAL COST FOR: N *side of* **PARKRIDGE DR** *Starting at:* **THOMAS CHIDLAW DR** **$140,075.00**

Funding Source: TBD **Year to be Completed** TBD

Street Side	Run ID	Survey Street Name	Starting Street Name	End Street Name	Priority
S	1908231020	PEACH CT	605 PEACH CT	COTTONWOOD DR	49

ID	Dist. from Corner	Barrier Type	As-is Measurement/Notes	Sidewalk Width	Qty	Unit	Cost	Total
13713	3.4 to 7.8 feet	Cross Slope (PAR)	2.0-3.0%	5 ft	22	SF	$120	**$2,640**
58728	4.8 to 33.3 feet	Driveway				REF		
44165	9.8 to 10.8 feet	**Vertical Change**	-.57	5 ft	5	REF		
13714	13.6 to 16.7 feet	**Cross Slope (Driveway)**	6.0-7.0%	5 ft	16	SF	$40	**$620**
13715	16.7 to 19.8 feet	**Cross Slope (Driveway)**	5.0-6.0%	5 ft	16	SF	$40	**$620**
13716	19.8 to 25.6 feet	**Cross Slope (Driveway)**	6.0-7.0%	5 ft	29	SF	$40	**$1,160**
42333	22.3 to 23.3 feet	**Vertical Change**	-.71	5 ft	5	REF		
13717	25.6 to 33.1 feet	**Cross Slope (Driveway)**	5.0-6.0%	5 ft	38	SF	$40	**$1,500**
43830	28.2 to 29.2 feet	**Vertical Change**	-.59	5 ft	5	REF		
13719	33.1 to 34.2 feet	**Cross Slope (Driveway)**	3.0-4.0%	5 ft	6	SF	$40	**$220**
13720	34.2 to 41.6 feet	Cross Slope (PAR)	2.0-3.0%	5 ft	37	SF	$120	**$4,440**
43992	34.6 to 35.6 feet	**Vertical Change**	-.58	5 ft	5	REF		
58729	38.3 to 66.3 feet	Driveway				REF		
53282	39.4 to 40.4 feet	**Vertical Change**	-.27	5 ft	5	REF		
13722	43.9 to 44.9 feet	**Cross Slope (Driveway)**	2.0-3.0%	5 ft	5	SF	$40	**$200**
45172	44.4 to 45.4 feet	**Vertical Change**	-.52	5 ft	5	REF		
13723	45.8 to 53.0 feet	**Cross Slope (Driveway)**	4.0-5.0%	5 ft	36	SF	$40	**$1,440**
43831	48.5 to 49.5 feet	**Vertical Change**	-.59	5 ft	5	REF		
44798	52.5 to 53.5 feet	**Vertical Change**	-.54	5 ft	5	REF		
13727	53.0 to 67.3 feet	**Cross Slope (Driveway)**	2.0-3.0%	5 ft	72	SF	$40	**$2,860**
45173	56.5 to 57.5 feet	**Vertical Change**	-.52	5 ft	5	REF		
46971	60.3 to 61.3 feet	**Vertical Change**	-.44	5 ft	5	REF		
48942	64.2 to 65.4 feet	**Vertical Change**	-.37	5 ft	6	REF		
51904	67.9 to 68.9 feet	**Vertical Change**	-.3	5 ft	5	LF	$75	**$375**
46752	72.8 to 73.8 feet	**Vertical Change**	-.45	5 ft	5	LF	$75	**$375**
52317	77.3 to 78.3 feet	**Vertical Change**	-.29	5 ft	5	LF	$75	**$375**
44587	81.6 to 82.6 feet	**Vertical Change**	-.55	5 ft	5	SF	$75	**$375**
42634	90.4 to 91.4 feet	**Vertical Change**	-.68	5 ft	5	REF		

Funding Source: TBD **Year to be Completed** TBD

Street Side	Run ID	Survey Street Name	Starting Street Name	End Street Name	Priority
S	1908231020	PEACH CT	605 PEACH CT	COTTONWOOD DR	49

ID	Dist. from Corner	Barrier Type	As-is Measurement/Notes	Sidewalk Width	Qty	Unit	Cost	Total
13730	91.3 to 105.8 feet	Cross Slope (PAR)	2.0-3.0%	5 ft	73	SF	$120	**$8,700**
42439	99.4 to 100.4 feet	**Vertical Change**	-.7	5 ft	5	REF		
58730	109.2 to 139.8 feet	Driveway				REF		
50590	115.4 to 116.4 feet	**Vertical Change**	-.32	5 ft	5	REF		
13733	116.0 to 118.4 feet	**Cross Slope (Driveway)**	2.0-3.0%	5 ft	12	SF	$40	**$480**
13735	118.4 to 123.9 feet	**Cross Slope (Driveway)**	4.0-5.0%	5 ft	28	SF	$40	**$1,100**
42842	121.9 to 122.9 feet	**Vertical Change**	-.66	5 ft	5	REF		
13737	123.9 to 126.3 feet	**Cross Slope (Driveway)**	2.0-3.0%	5 ft	12	SF	$40	**$480**
42259	128.4 to 129.4 feet	**Vertical Change**	-.72	5 ft	5	REF		
13738	130.2 to 135.7 feet	**Cross Slope (Driveway)**	2.0-3.0%	5 ft	28	SF	$40	**$1,100**
42729	134.1 to 135.1 feet	**Vertical Change**	-.67	5 ft	5	REF		
13740	135.7 to 140.1 feet	**Cross Slope (Driveway)**	4.0-5.0%	5 ft	22	SF	$40	**$880**
44588	137.7 to 138.7 feet	**Vertical Change**	-.55	5 ft	5	REF		
57124	137.8 to 138.8 feet	**Vertical Change**	.6	5 ft	5	REF		
13742	140.1 to 141.3 feet	**Cross Slope (Driveway)**	2.0-3.0%	5 ft	6	SF	$40	**$240**
43675	140.6 to 141.6 feet	**Vertical Change**	-.6	5 ft	5	REF		
41794	144.0 to 145.0 feet	**Vertical Change**	-.85	5 ft	5	SF	$75	**$375**
58731	145.0 to 171.1 feet	Driveway				REF		
42522	148.5 to 149.5 feet	**Vertical Change**	-.69	5 ft	5	REF		
13743	152.3 to 157.3 feet	**Cross Slope (Driveway)**	5.0-6.0%	5 ft	25	SF	$40	**$1,000**
42440	156.4 to 157.4 feet	**Vertical Change**	-.7	5 ft	5	REF		
13745	157.3 to 170.0 feet	**Cross Slope (Driveway)**	3.0-4.0%	5 ft	63	SF	$40	**$2,540**
41961	160.3 to 161.3 feet	**Vertical Change**	-.79	5 ft	5	REF		
43349	164.0 to 165.0 feet	**Vertical Change**	-.62	5 ft	5	REF		
43076	167.7 to 168.7 feet	**Vertical Change**	-.64	5 ft	5	REF		
13748	170.0 to 171.3 feet	**Cross Slope (Driveway)**	2.0-3.0%	5 ft	7	SF	$40	**$260**
42843	171.5 to 172.5 feet	**Vertical Change**	-.66	5 ft	5	SF	$75	**$375**
52794	173.8 to 174.8 feet	**Vertical Change**	-.28	5 ft	5	LF	$75	**$375**

Funding Source: TBD **Year to be Completed** TBD

Street Side	Run ID	Survey Street Name	Starting Street Name	End Street Name	Priority
S	1908231020	PEACH CT	605 PEACH CT	COTTONWOOD DR	49

ID	Dist. from Corner	Barrier Type	As-is Measurement/Notes	Sidewalk Width	Qty	Unit	Cost	Total
43993	181.6 to 182.6 feet	Vertical Change	-.58	5 ft	5	SF	$75	**$375**
13749	188.8 to 196.2 feet	Cross Slope (PAR)	2.0-3.0%	5 ft	37	SF	$120	**$4,440**
45860	189.4 to 190.4 feet	Vertical Change	-.49	5 ft	5	REF		

TOTAL COST FOR: S *side of* **PEACH CT** *Starting at:* **605 PEACH CT** **$39,920.00**

Funding Source: TBD **Year to be Completed** TBD

Street Side	Run ID	Survey Street Name	Starting Street Name	End Street Name	Priority
N / W	1908231018	PEACH CT	COTTONWOOD DR	608 PEACH CT	67.5

ID	Dist. from Corner	Barrier Type	As-is Measurement/Notes	Sidewalk Width	Qty	Unit	Cost	Total
13682	5.8 to 9.3 feet	Cross Slope (PAR)	2.0-3.0%	5 ft	18	SF	$120	**$2,100**
48656	6.8 to 7.8 feet	Vertical Change	-.38	5 ft	5	REF		
58723	19.9 to 45.9 feet	Driveway				REF		
44585	25.9 to 26.9 feet	Vertical Change	-.55	5 ft	5	REF		
13683	30.1 to 44.5 feet	Cross Slope (Driveway)	8.0-9.0%	5 ft	72	SF	$40	**$2,880**
42840	36.5 to 37.5 feet	Vertical Change	-.66	5 ft	5	REF		
45364	47.3 to 48.3 feet	Vertical Change	-.51	5 ft	5	SF	$75	**$375**
58724	51.1 to 77.7 feet	Driveway				REF		
43829	55.9 to 56.9 feet	Vertical Change	-.59	5 ft	5	REF		
13686	56.3 to 58.7 feet	Cross Slope (Driveway)	2.0-3.0%	5 ft	12	SF	$40	**$480**
13688	58.7 to 73.4 feet	Cross Slope (Driveway)	4.0-5.0%	5 ft	74	SF	$40	**$2,940**
46291	61.2 to 62.2 feet	Vertical Change	-.47	5 ft	5	REF		
42209	66.6 to 67.6 feet	Vertical Change	-.73	5 ft	5	REF		
42841	71.8 to 72.8 feet	Vertical Change	-.66	5 ft	5	REF		
13692	73.4 to 74.8 feet	Cross Slope (Driveway)	6.0-7.0%	5 ft	7	SF	$40	**$280**
13693	74.8 to 75.8 feet	Cross Slope (Driveway)	5.0-6.0%	5 ft	5	SF	$40	**$200**
43674	77.1 to 78.1 feet	Vertical Change	-.6	5 ft	5	REF		
13694	77.4 to 79.5 feet	Cross Slope (Driveway)	2.0-3.0%	5 ft	10	SF	$40	**$420**
42331	84.9 to 85.9 feet	Vertical Change	-.71	5 ft	5	SF	$75	**$375**
42633	92.8 to 93.8 feet	Vertical Change	-.68	5 ft	5	SF	$75	**$375**
13695	100.4 to 110.1 feet	Cross Slope (PAR)	2.0-3.0%	5 ft	49	SF	$120	**$5,820**
42438	100.7 to 101.7 feet	Vertical Change	-.7	5 ft	5	REF		
42332	109.1 to 110.1 feet	Vertical Change	-.71	5 ft	5	REF		
42068	118.0 to 119.0 feet	Vertical Change	-.76	5 ft	5	SF	$75	**$375**
58725	123.8 to 150.8 feet	Driveway				REF		
51903	126.6 to 127.6 feet	Vertical Change	-.3	5 ft	5	REF		
43075	128.4 to 129.4 feet	Vertical Change	-.64	5 ft	5	REF		
13696	133.4 to 150.8 feet	Cross Slope (Driveway)	9.0-10.0%	5 ft	87	SF	$40	**$3,480**

Funding Source: TBD **Year to be Completed** TBD

Street Side	Run ID	Survey Street Name	Starting Street Name	End Street Name	Priority
N / W	1908231018	PEACH CT	COTTONWOOD DR	608 PEACH CT	67.5

ID	Dist. from Corner	Barrier Type	As-is Measurement/Notes	Sidewalk Width	Qty	Unit	Cost	Total
42103	139.8 to 140.8 feet	Vertical Change	-.75	5 ft	5	REF		
13699	159.5 to 161.3 feet	Cross Slope (PAR)	2.0-3.0%	5 ft	9	SF	$120	$1,080
58726	165.4 to 192.6 feet	Driveway				REF		
13700	174.2 to 182.9 feet	Cross Slope (Driveway)	9.0-10.0%	5 ft	44	SF	$40	$1,740
41960	182.3 to 183.3 feet	Vertical Change	-.79	5 ft	5	REF		
13702	182.9 to 191.0 feet	Cross Slope (Driveway)	11.0-12.0%	5 ft	41	SF	$40	$1,620
46070	193.7 to 197.0 feet	Vertical Change	-.48	5 ft	17	LF	$75	$1,238
58727	198.9 to 229.8 feet	Driveway				REF		
46750	202.2 to 203.2 feet	Vertical Change	-.45	5 ft	5	REF		
50214	205.8 to 206.8 feet	Vertical Change	-.33	5 ft	5	REF		
13705	207.8 to 213.0 feet	Cross Slope (Driveway)	5.0-6.0%	5 ft	26	SF	$40	$1,040
46522	210.8 to 211.8 feet	Vertical Change	-.46	5 ft	5	REF		
13707	213.0 to 216.6 feet	Cross Slope (Driveway)	3.0-4.0%	5 ft	18	SF	$40	$720
46071	215.4 to 216.4 feet	Vertical Change	-.48	5 ft	5	REF		
13708	216.6 to 224.0 feet	Cross Slope (Driveway)	2.0-3.0%	5 ft	37	SF	$40	$1,480
42728	220.5 to 221.5 feet	Vertical Change	-.67	5 ft	5	REF		
13710	224.0 to 228.2 feet	Cross Slope (Driveway)	4.0-5.0%	5 ft	21	SF	$40	$840
46523	224.7 to 225.7 feet	Vertical Change	-.46	5 ft	5	REF		
13712	228.2 to 229.2 feet	Cross Slope (Driveway)	2.0-3.0%	5 ft	5	SF	$40	$200
44586	229.5 to 232.7 feet	Vertical Change	-.55	5 ft	16	REF		

TOTAL COST FOR: N / W *side of* **PEACH CT** *Starting at:* **COTTONWOOD DR** **$30,057.50**

Funding Source: TBD **Year to be Completed** TBD

Street Side	Run ID	Survey Street Name	Starting Street Name	End Street Name	Priority
S	1908231011	PEACH DR	COTTONWOOD DR	SANTA CRUZ BLVD	83

ID	Dist. from Corner	Barrier Type	As-is Measurement/Notes	Sidewalk Width	Qty	Unit	Cost	Total
13355	2.1 to 11.2 feet	Cross Slope (PAR)	2.0-3.0%	5 ft	46	SF	$120	**$5,460**
58696	8.1 to 44.4 feet	Driveway				REF		
46738	10.3 to 12.5 feet	Vertical Change	-.45	5 ft	11	REF		
13357	11.2 to 13.5 feet	Cross Slope (Driveway)	4.0-5.0%	5 ft	12	SF	$40	**$460**
13359	13.5 to 15.3 feet	Cross Slope (Driveway)	6.0-7.0%	5 ft	9	SF	$40	**$360**
13360	15.3 to 18.2 feet	Cross Slope (Driveway)	5.0-6.0%	5 ft	15	SF	$40	**$580**
48933	15.6 to 16.6 feet	Vertical Change	-.37	5 ft	5	REF		
13362	18.2 to 25.6 feet	Cross Slope (Driveway)	3.0-4.0%	5 ft	37	SF	$40	**$1,480**
43666	20.1 to 21.1 feet	Vertical Change	-.6	5 ft	5	REF		
46739	24.3 to 25.3 feet	Vertical Change	-.45	5 ft	5	REF		
13363	25.6 to 52.3 feet	Cross Slope (Driveway)	2.0-3.0%	5 ft	134	SF	$40	**$5,340**
44362	27.4 to 28.4 feet	Vertical Change	-.56	5 ft	5	REF		
44977	30.7 to 31.7 feet	Vertical Change	-.53	5 ft	5	REF		
45852	36.7 to 37.7 feet	Vertical Change	-.49	5 ft	5	REF		
48934	40.0 to 41.0 feet	Vertical Change	-.37	5 ft	5	REF		
48648	44.2 to 49.0 feet	Vertical Change	-.38	5 ft	24	REF		
13369	52.3 to 62.2 feet	Cross Slope (PAR)	4.0-5.0%	5 ft	50	SF	$120	**$5,940**
46511	57.6 to 58.6 feet	Vertical Change	-.46	5 ft	5	REF		
58697	57.8 to 87.8 feet	Driveway				REF		
13371	62.2 to 66.6 feet	Cross Slope (Driveway)	2.0-3.0%	5 ft	22	SF	$40	**$880**
48649	64.9 to 65.9 feet	Vertical Change	-.38	5 ft	5	REF		
13373	66.6 to 91.4 feet	Cross Slope (Driveway)	4.0-5.0%	5 ft	124	SF	$40	**$4,960**
47186	70.2 to 71.2 feet	Vertical Change	-.43	5 ft	5	REF		
44577	73.8 to 74.8 feet	Vertical Change	-.55	5 ft	5	REF		
42625	77.6 to 78.6 feet	Vertical Change	-.68	5 ft	5	REF		
44789	81.3 to 82.3 feet	Vertical Change	-.54	5 ft	5	REF		
45357	84.6 to 85.6 feet	Vertical Change	-.51	5 ft	5	REF		
48650	88.1 to 89.1 feet	Vertical Change	-.38	5 ft	5	REF		

Funding Source: TBD **Year to be Completed** TBD

Street Side	Run ID	Survey Street Name	Starting Street Name	End Street Name	Priority
S	1908231011	PEACH DR	COTTONWOOD DR	SANTA CRUZ BLVD	83

ID	Dist. from Corner	Barrier Type	As-is Measurement/Notes	Sidewalk Width	Qty	Unit	Cost	Total
13379	91.4 to 116.4 feet	Cross Slope (PAR)	2.0-3.0%	5 ft	125	SF	$120	**$15,000**
51896	96.5 to 97.5 feet	Vertical Change	-.3	5 ft	5	REF		
48651	134.0 to 135.0 feet	Vertical Change	-.38	5 ft	5	LF	$75	**$375**
48085	138.9 to 145.5 feet	Vertical Change	-.4	5 ft	33	LF	$75	**$2,475**
13382	141.3 to 146.3 feet	Cross Slope (PAR)	2.0-3.0%	5 ft	25	SF	$120	**$3,000**
58698	146.0 to 165.3 feet	Driveway				REF		
13384	146.3 to 154.6 feet	Cross Slope (Driveway)	4.0-5.0%	5 ft	41	SF	$40	**$1,660**
47693	148.1 to 149.1 feet	Vertical Change	-.41	5 ft	5	REF		
51897	151.5 to 152.5 feet	Vertical Change	-.3	5 ft	5	REF		
13386	154.6 to 161.6 feet	Cross Slope (Driveway)	2.0-3.0%	5 ft	35	SF	$40	**$1,400**
49545	155.1 to 156.1 feet	Vertical Change	-.35	5 ft	5	REF		
44579	158.5 to 159.5 feet	Vertical Change	-.55	5 ft	5	REF		
13388	161.6 to 167.9 feet	Cross Slope (Driveway)	4.0-5.0%	5 ft	32	SF	$40	**$1,260**
48652	162.1 to 163.1 feet	Vertical Change	-.38	5 ft	5	REF		
44790	166.0 to 170.6 feet	Vertical Change	-.54	5 ft	23	REF		
13392	167.9 to 179.8 feet	Cross Slope (PAR)	2.0-3.0%	5 ft	60	SF	$120	**$7,140**
45164	180.1 to 181.1 feet	Vertical Change	-.52	5 ft	5	SF	$75	**$375**
58699	180.5 to 212.3 feet	Driveway				REF		
45165	184.1 to 191.8 feet	Vertical Change	-.52	5 ft	39	REF		
13393	185.7 to 192.5 feet	Cross Slope (Driveway)	2.0-3.0%	5 ft	34	SF	$40	**$1,360**
13395	192.5 to 217.2 feet	Cross Slope (Driveway)	4.0-5.0%	5 ft	124	SF	$40	**$4,940**
43667	193.9 to 194.9 feet	Vertical Change	-.6	5 ft	5	REF		
45855	197.1 to 198.1 feet	Vertical Change	-.49	5 ft	5	REF		
42947	200.7 to 201.7 feet	Vertical Change	-.65	5 ft	5	REF		
45655	204.2 to 205.2 feet	Vertical Change	-.5	5 ft	5	REF		
46283	208.0 to 209.0 feet	Vertical Change	-.47	5 ft	5	REF		
44364	212.3 to 215.0 feet	Vertical Change	-.56	5 ft	14	REF		
53276	215.6 to 216.6 feet	Vertical Change	-.27	5 ft	5	REF		

Funding Source: TBD **Year to be Completed** TBD

Street Side	Run ID	Survey Street Name	Starting Street Name	End Street Name	Priority
S	1908231011	PEACH DR	COTTONWOOD DR	SANTA CRUZ BLVD	83

ID	Dist. from Corner	Barrier Type	As-is Measurement/Notes	Sidewalk Width	Qty	Unit	Cost	Total
13403	217.2 to 240.3 feet	Cross Slope (PAR)	2.0-3.0%	5 ft	116	SF	$120	**$13,860**
45166	225.6 to 226.6 feet	**Vertical Change**	-.52	5 ft	5	REF		
48935	234.2 to 235.2 feet	**Vertical Change**	-.37	5 ft	5	REF		
43193	243.3 to 244.3 feet	**Vertical Change**	-.63	5 ft	5	REF		
13405	243.7 to 273.3 feet	Cross Slope (PAR)	2.0-3.0%	5 ft	148	SF	$120	**$17,760**
44365	253.1 to 254.1 feet	**Vertical Change**	-.56	5 ft	5	REF		
58700	254.8 to 296.1 feet	Driveway				REF		
42165	259.3 to 265.1 feet	**Vertical Change**	-.74	5 ft	29	REF		
56948	264.2 to 265.2 feet	**Vertical Change**	.54	5 ft	5	REF		
43669	267.1 to 268.1 feet	**Vertical Change**	-.6	5 ft	5	REF		
42948	271.2 to 272.2 feet	**Vertical Change**	-.65	5 ft	5	REF		
43195	275.4 to 276.4 feet	**Vertical Change**	-.63	5 ft	5	REF		
13408	276.7 to 289.8 feet	**Cross Slope (Driveway)**	2.0-3.0%	5 ft	66	SF	$40	**$2,620**
42723	279.2 to 280.2 feet	**Vertical Change**	-.67	5 ft	5	REF		
43196	282.9 to 283.9 feet	**Vertical Change**	-.63	5 ft	5	REF		
42327	286.2 to 287.2 feet	**Vertical Change**	-.71	5 ft	5	REF		
13410	289.8 to 292.5 feet	**Cross Slope (Driveway)**	4.0-5.0%	5 ft	14	SF	$40	**$540**
46741	290.4 to 291.4 feet	**Vertical Change**	-.45	5 ft	5	REF		
13412	292.5 to 294.6 feet	**Cross Slope (Driveway)**	6.0-7.0%	5 ft	11	SF	$40	**$420**
13413	294.6 to 296.8 feet	**Cross Slope (Driveway)**	5.0-6.0%	5 ft	11	SF	$40	**$440**
41921	295.5 to 296.5 feet	**Vertical Change**	-.8	5 ft	5	REF		
13415	296.8 to 298.4 feet	Cross Slope (PAR)	3.0-4.0%	5 ft	8	SF	$120	**$960**
13416	298.4 to 316.1 feet	Cross Slope (PAR)	2.0-3.0%	5 ft	89	SF	$120	**$10,620**
41638	307.2 to 308.2 feet	**Vertical Change**	-.94	5 ft	5	REF		
46284	315.4 to 316.4 feet	**Vertical Change**	-.47	5 ft	5	REF		
43502	323.9 to 324.9 feet	**Vertical Change**	-.61	5 ft	5	SF	$75	**$375**
58701	324.2 to 355.5 feet	Driveway				REF		
50989	328.5 to 329.5 feet	**Vertical Change**	-.31	5 ft	5	REF		

Funding Source: TBD **Year to be Completed** TBD

Street Side	Run ID	Survey Street Name	Starting Street Name	End Street Name	Priority
S	1908231011	PEACH DR	COTTONWOOD DR	SANTA CRUZ BLVD	83

ID	Dist. from Corner	Barrier Type	As-is Measurement/Notes	Sidewalk Width	Qty	Unit	Cost	Total
13417	331.1 to 332.2 feet	Cross Slope (Driveway)	2.0-3.0%	5 ft	6	SF	$40	**$220**
42205	332.6 to 333.6 feet	Vertical Change	-.73	5 ft	5	REF		
13418	333.2 to 354.2 feet	Cross Slope (Driveway)	4.0-5.0%	5 ft	105	SF	$40	**$4,200**
42949	336.1 to 337.1 feet	Vertical Change	-.65	5 ft	5	REF		
43197	339.5 to 340.5 feet	Vertical Change	-.63	5 ft	5	REF		
41994	342.9 to 343.9 feet	Vertical Change	-.78	5 ft	5	REF		
42328	346.4 to 347.4 feet	Vertical Change	-.71	5 ft	5	REF		
45358	349.8 to 350.8 feet	Vertical Change	-.51	5 ft	5	REF		
43064	353.2 to 354.2 feet	Vertical Change	-.64	5 ft	5	REF		
13425	355.0 to 356.1 feet	Cross Slope (Driveway)	2.0-3.0%	5 ft	6	SF	$40	**$220**
47188	357.5 to 358.5 feet	Vertical Change	-.43	5 ft	5	LF	$75	**$375**
58702	361.8 to 391.4 feet	Driveway				REF		
13426	364.3 to 366.0 feet	Cross Slope (Driveway)	2.0-3.0%	5 ft	9	SF	$40	**$340**
53277	366.2 to 367.2 feet	Vertical Change	-.27	5 ft	5	REF		
13427	369.8 to 372.6 feet	Cross Slope (Driveway)	2.0-3.0%	5 ft	14	SF	$40	**$560**
48086	370.2 to 371.2 feet	Vertical Change	-.4	5 ft	5	REF		
13429	372.6 to 379.5 feet	Cross Slope (Driveway)	4.0-5.0%	5 ft	35	SF	$40	**$1,380**
50205	373.7 to 374.7 feet	Vertical Change	-.33	5 ft	5	REF		
50585	377.1 to 378.1 feet	Vertical Change	-.32	5 ft	5	REF		
13431	379.5 to 390.0 feet	Cross Slope (Driveway)	2.0-3.0%	5 ft	53	SF	$40	**$2,100**
44978	380.5 to 381.5 feet	Vertical Change	-.53	5 ft	5	REF		
13433	390.0 to 393.3 feet	Cross Slope (Driveway)	4.0-5.0%	5 ft	17	SF	$40	**$660**
53817	391.1 to 392.1 feet	Vertical Change	-.26	5 ft	5	REF		
13435	393.3 to 429.4 feet	Cross Slope (PAR)	2.0-3.0%	5 ft	181	SF	$120	**$21,660**
50206	395.3 to 396.3 feet	Vertical Change	-.33	5 ft	5	REF		
48087	400.4 to 401.4 feet	Vertical Change	-.4	5 ft	5	REF		
46512	409.9 to 410.9 feet	Vertical Change	-.46	5 ft	5	REF		
48088	419.3 to 420.3 feet	Vertical Change	-.4	5 ft	5	REF		

Funding Source: TBD **Year to be Completed** TBD

Street Side	Run ID	Survey Street Name	Starting Street Name	End Street Name	Priority
S	1908231011	PEACH DR	COTTONWOOD DR	SANTA CRUZ BLVD	83

ID	Dist. from Corner	Barrier Type	As-is Measurement/Notes	Sidewalk Width	Qty	Unit	Cost	Total
58703	421.7 to 463.0 feet	Driveway				REF		
48367	424.6 to 425.6 feet	Vertical Change	-.39	5 ft	5	REF		
43817	428.5 to 429.5 feet	Vertical Change	-.59	5 ft	5	REF		
13441	429.4 to 442.6 feet	Cross Slope (Driveway)	4.0-5.0%	5 ft	66	SF	$40	**$2,640**
43818	433.2 to 434.2 feet	Vertical Change	-.59	5 ft	5	REF		
43198	436.8 to 437.8 feet	Vertical Change	-.63	5 ft	5	REF		
43503	441.2 to 442.2 feet	Vertical Change	-.61	5 ft	5	REF		
13445	442.6 to 458.0 feet	Cross Slope (Driveway)	2.0-3.0%	5 ft	77	SF	$40	**$3,080**
44160	444.6 to 445.6 feet	Vertical Change	-.57	5 ft	5	REF		
42432	448.3 to 449.3 feet	Vertical Change	-.7	5 ft	5	REF		
42022	452.4 to 453.4 feet	Vertical Change	-.77	5 ft	5	REF		
42950	456.6 to 457.6 feet	Vertical Change	-.65	5 ft	5	REF		
13447	458.0 to 463.2 feet	Cross Slope (Driveway)	4.0-5.0%	5 ft	26	SF	$40	**$1,040**
43819	460.2 to 461.2 feet	Vertical Change	-.59	5 ft	5	REF		
57123	460.3 to 461.3 feet	Vertical Change	.6	5 ft	5	REF		
42517	461.1 to 462.1 feet	Vertical Change	-.69	5 ft	5	REF		
13449	463.2 to 477.0 feet	Cross Slope (Driveway)	2.0-3.0%	5 ft	69	SF	$40	**$2,760**
41847	465.3 to 466.3 feet	Vertical Change	-.82	5 ft	5	REF		
58704	470.2 to 498.3 feet	Driveway				REF		
41957	473.4 to 474.4 feet	Vertical Change	-.79	5 ft	5	REF		
42256	477.2 to 478.2 feet	Vertical Change	-.72	5 ft	5	REF		
13451	477.9 to 479.0 feet	Cross Slope (Driveway)	5.0-6.0%	5 ft	6	SF	$40	**$220**
56928	479.2 to 480.2 feet	Vertical Change	.52	5 ft	5	REF		
13452	479.8 to 483.3 feet	Cross Slope (Driveway)	7.0-8.0%	5 ft	18	SF	$40	**$700**
46062	482.6 to 483.6 feet	Vertical Change	-.48	5 ft	5	REF		
13454	483.3 to 493.8 feet	Cross Slope (Driveway)	5.0-6.0%	5 ft	53	SF	$40	**$2,100**
45167	487.4 to 488.4 feet	Vertical Change	-.52	5 ft	5	REF		
45168	492.7 to 493.7 feet	Vertical Change	-.52	5 ft	5	REF		

Funding Source: TBD **Year to be Completed** TBD

Street Side	Run ID	Survey Street Name	Starting Street Name	End Street Name	Priority
S	1908231011	PEACH DR	COTTONWOOD DR	SANTA CRUZ BLVD	83

ID	Dist. from Corner	Barrier Type	As-is Measurement/Notes	Sidewalk Width	Qty	Unit	Cost	Total
13457	493.8 to 496.3 feet	Cross Slope (Driveway)	6.0-7.0%	5 ft	13	SF	$40	**$500**
52312	497.6 to 502.9 feet	Vertical Change	-.29	5 ft	27	REF		
13458	498.9 to 499.9 feet	Cross Slope (PAR)	2.0-3.0%	5 ft	5	SF	$120	**$600**
13459	503.4 to 504.5 feet	Cross Slope (PAR)	2.0-3.0%	5 ft	6	SF	$120	**$660**
49866	518.7 to 519.7 feet	Vertical Change	-.34	5 ft	5	LF	$75	**$375**
58705	538.9 to 568.5 feet	Driveway				REF		
41450	543.0 to 544.0 feet	Vertical Change	-1.16	5 ft	5	REF		
43504	545.1 to 546.1 feet	Vertical Change	-.61	5 ft	5	REF		
53278	547.0 to 548.0 feet	Vertical Change	-.27	5 ft	5	REF		
13460	550.0 to 564.9 feet	Cross Slope (Driveway)	9.0-10.0%	5 ft	75	SF	$40	**$2,980**
49546	556.9 to 557.9 feet	Vertical Change	-.35	5 ft	5	REF		
46964	566.9 to 569.9 feet	Vertical Change	-.44	5 ft	15	REF		
13462	568.4 to 582.3 feet	Cross Slope (Driveway)	2.0-3.0%	5 ft	69	SF	$40	**$2,780**
41958	570.9 to 571.9 feet	Vertical Change	-.79	5 ft	5	REF		
48089	572.8 to 577.8 feet	Vertical Change	-.4	5 ft	25	REF		
58706	576.3 to 601.9 feet	Driveway				REF		
41959	578.8 to 579.8 feet	Vertical Change	-.79	5 ft	5	REF		
46513	580.7 to 583.7 feet	Vertical Change	-.46	5 ft	15	REF		
13464	585.8 to 600.8 feet	Cross Slope (Driveway)	9.0-10.0%	5 ft	75	SF	$40	**$3,000**
41922	592.9 to 593.9 feet	Vertical Change	-.8	5 ft	5	REF		
45656	602.9 to 605.8 feet	Vertical Change	-.5	5 ft	14	SF	$75	**$1,088**
41410	606.9 to 607.9 feet	Vertical Change	-1.25	5 ft	5	SF	$75	**$375**
48653	608.9 to 647.3 feet	Vertical Change	-.38	5 ft	192	LF	$75	**$14,400**
58707	644.1 to 672.9 feet	Driveway				REF		
41437	648.3 to 649.3 feet	Vertical Change	-1.2	5 ft	5	REF		
13465	649.1 to 652.3 feet	Cross Slope (Driveway)	2.0-3.0%	5 ft	16	SF	$40	**$640**
41874	650.2 to 653.2 feet	Vertical Change	-.81	5 ft	15	REF		
13467	652.3 to 654.8 feet	Cross Slope (Driveway)	4.0-5.0%	5 ft	13	SF	$40	**$500**

Funding Source: TBD **Year to be Completed** TBD

Street Side	Run ID	Survey Street Name	Starting Street Name	End Street Name	Priority
S	1908231011	PEACH DR	COTTONWOOD DR	SANTA CRUZ BLVD	83

ID	Dist. from Corner	Barrier Type	As-is Measurement/Notes	Sidewalk Width	Qty	Unit	Cost	Total
44793	653.1 to 654.1 feet	Vertical Change	-.54	5 ft	5	REF		
56986	653.2 to 654.2 feet	Vertical Change	.58	5 ft	5	REF		
13469	654.8 to 656.8 feet	Cross Slope (Driveway)	6.0-7.0%	5 ft	10	SF	$40	**$400**
42626	655.4 to 659.4 feet	Vertical Change	-.68	5 ft	20	REF		
13470	656.8 to 674.2 feet	Cross Slope (Driveway)	5.0-6.0%	5 ft	87	SF	$40	**$3,480**
42628	661.5 to 662.5 feet	Vertical Change	-.68	5 ft	5	REF		
42724	665.4 to 666.4 feet	Vertical Change	-.67	5 ft	5	REF		
43065	669.1 to 670.1 feet	Vertical Change	-.64	5 ft	5	REF		
42629	672.8 to 677.9 feet	Vertical Change	-.68	5 ft	26	REF		
13475	674.2 to 675.8 feet	Cross Slope (PAR)	3.0-4.0%	5 ft	8	SF	$120	**$960**
13476	675.8 to 687.9 feet	Cross Slope (PAR)	2.0-3.0%	5 ft	61	SF	$120	**$7,260**
47695	679.1 to 688.0 feet	Vertical Change	-.41	5 ft	45	REF		
58708	680.3 to 717.6 feet	Driveway				REF		
13478	687.9 to 713.0 feet	Cross Slope (Driveway)	4.0-5.0%	5 ft	126	SF	$40	**$5,020**
44580	694.5 to 695.5 feet	Vertical Change	-.55	5 ft	5	REF		
42951	698.0 to 699.0 feet	Vertical Change	-.65	5 ft	5	REF		
43820	701.2 to 702.2 feet	Vertical Change	-.59	5 ft	5	REF		
43199	704.4 to 705.4 feet	Vertical Change	-.63	5 ft	5	REF		
42067	707.5 to 708.5 feet	Vertical Change	-.76	5 ft	5	REF		
42207	711.0 to 712.0 feet	Vertical Change	-.73	5 ft	5	REF		
13482	713.8 to 716.7 feet	Cross Slope (Driveway)	6.0-7.0%	5 ft	15	SF	$40	**$580**
43066	714.2 to 715.2 feet	Vertical Change	-.64	5 ft	5	REF		
13483	716.7 to 722.1 feet	Cross Slope (Driveway)	5.0-6.0%	5 ft	27	SF	$40	**$1,080**
43821	717.7 to 722.9 feet	Vertical Change	-.59	5 ft	26	REF		
13486	722.1 to 724.7 feet	Cross Slope (PAR)	6.0-7.0%	5 ft	13	SF	$120	**$1,560**
13487	724.7 to 727.6 feet	Cross Slope (PAR)	5.0-6.0%	5 ft	15	SF	$120	**$1,740**
47441	725.8 to 726.8 feet	Vertical Change	-.42	5 ft	5	REF		
13489	727.6 to 730.0 feet	Cross Slope (PAR)	3.0-4.0%	5 ft	12	SF	$120	**$1,440**

Funding Source: TBD **Year to be Completed** TBD

Street Side	Run ID	Survey Street Name	Starting Street Name	End Street Name	Priority
S	1908231011	PEACH DR	COTTONWOOD DR	SANTA CRUZ BLVD	83

ID	Dist. from Corner	Barrier Type	As-is Measurement/Notes	Sidewalk Width	Qty	Unit	Cost	Total
13490	730.0 to 733.7 feet	Cross Slope (PAR)	2.0-3.0%	5 ft	19	SF	$120	**$2,220**

TOTAL COST FOR: S *side of* **PEACH DR** *Starting at:* **COTTONWOOD DR** **$209,932.50**

Funding Source: TBD **Year to be Completed** TBD

Street Side	Run ID	Survey Street Name	Starting Street Name	End Street Name	Priority
N	1908230937	PEACH DR	OLEANDER DR	SANTA CRUZ BLVD	79

ID	Dist. from Corner	Barrier Type	As-is Measurement/Notes	Sidewalk Width	Qty	Unit	Cost	Total
49202	1.9 to 2.9 feet	Vertical Change	-.36	5 ft	5	LF	$75	$375
12415	12.1 to 18.8 feet	Cross Slope (PAR)	2.0-3.0%	5 ft	34	SF	$120	$4,020
58620	13.0 to 51.5 feet	Driveway				REF		
53787	14.9 to 15.9 feet	Vertical Change	-.26	5 ft	5	REF		
12417	18.8 to 27.0 feet	Cross Slope (Driveway)	4.0-5.0%	5 ft	41	SF	$40	$1,640
47415	23.7 to 24.7 feet	Vertical Change	-.42	5 ft	5	REF		
12421	27.0 to 59.2 feet	Cross Slope (Driveway)	2.0-3.0%	5 ft	161	SF	$40	$6,440
52292	27.6 to 28.6 feet	Vertical Change	-.29	5 ft	5	REF		
49203	31.5 to 32.5 feet	Vertical Change	-.36	5 ft	5	REF		
46490	39.4 to 40.4 feet	Vertical Change	-.46	5 ft	5	REF		
49204	43.3 to 44.3 feet	Vertical Change	-.36	5 ft	5	REF		
12426	63.2 to 71.3 feet	Cross Slope (PAR)	2.0-3.0%	5 ft	41	SF	$120	$4,860
58621	65.4 to 90.4 feet	Driveway				REF		
12428	71.3 to 78.8 feet	Cross Slope (Driveway)	4.0-5.0%	5 ft	38	SF	$40	$1,500
47671	71.7 to 73.1 feet	Vertical Change	-.41	5 ft	7	REF		
47165	77.0 to 78.0 feet	Vertical Change	-.43	5 ft	5	REF		
12432	78.8 to 90.3 feet	Cross Slope (Driveway)	2.0-3.0%	5 ft	58	SF	$40	$2,300
12435	90.3 to 131.4 feet	Cross Slope (Driveway)	4.0-5.0%	5 ft	206	SF	$40	$8,220
52293	101.5 to 104.8 feet	Vertical Change	-.29	5 ft	17	REF		
50176	108.7 to 114.9 feet	Vertical Change	-.33	5 ft	31	REF		
48349	119.5 to 120.5 feet	Vertical Change	-.39	5 ft	5	REF		
47672	125.2 to 139.6 feet	Vertical Change	-.41	5 ft	72	REF		
12439	131.4 to 156.0 feet	Cross Slope (PAR)	2.0-3.0%	5 ft	123	SF	$120	$14,760
58622	143.8 to 186.4 feet	Driveway				REF		
48066	146.2 to 147.2 feet	Vertical Change	-.4	5 ft	5	REF		
44335	153.6 to 154.6 feet	Vertical Change	-.56	5 ft	5	REF		
12445	156.0 to 168.4 feet	Cross Slope (Driveway)	4.0-5.0%	5 ft	62	SF	$40	$2,480
53258	157.7 to 158.7 feet	Vertical Change	-.27	5 ft	5	REF		

Funding Source: TBD **Year to be Completed** TBD

Street Side	Run ID	Survey Street Name	Starting Street Name	End Street Name	Priority
N	1908230937	PEACH DR	OLEANDER DR	SANTA CRUZ BLVD	79

ID	Dist. from Corner	Barrier Type	As-is Measurement/Notes	Sidewalk Width	Qty	Unit	Cost	Total
48915	161.7 to 162.7 feet	Vertical Change	-.37	5 ft	5	REF		
48350	165.7 to 166.7 feet	Vertical Change	-.39	5 ft	5	REF		
12447	168.4 to 183.0 feet	Cross Slope (Driveway)	2.0-3.0%	5 ft	73	SF	$40	**$2,920**
47673	169.6 to 170.6 feet	Vertical Change	-.41	5 ft	5	REF		
43484	173.4 to 174.4 feet	Vertical Change	-.61	5 ft	5	REF		
46261	177.2 to 178.2 feet	Vertical Change	-.47	5 ft	5	REF		
44956	181.2 to 182.2 feet	Vertical Change	-.53	5 ft	5	REF		
12449	183.0 to 191.5 feet	Cross Slope (Driveway)	4.0-5.0%	5 ft	43	SF	$40	**$1,700**
48067	185.2 to 188.6 feet	Vertical Change	-.4	5 ft	17	REF		
12451	191.5 to 208.0 feet	Cross Slope (PAR)	2.0-3.0%	5 ft	83	SF	$120	**$9,900**
50957	192.5 to 193.5 feet	Vertical Change	-.31	5 ft	5	REF		
58623	194.8 to 237.8 feet	Driveway				REF		
50567	197.4 to 198.4 feet	Vertical Change	-.32	5 ft	5	REF		
51877	202.2 to 203.2 feet	Vertical Change	-.3	5 ft	5	REF		
12455	208.0 to 215.7 feet	Cross Slope (Driveway)	4.0-5.0%	5 ft	39	SF	$40	**$1,540**
53788	208.7 to 209.7 feet	Vertical Change	-.26	5 ft	5	REF		
52294	212.5 to 213.5 feet	Vertical Change	-.29	5 ft	5	REF		
12457	215.7 to 239.3 feet	Cross Slope (Driveway)	2.0-3.0%	5 ft	118	SF	$40	**$4,720**
45634	216.3 to 217.3 feet	Vertical Change	-.5	5 ft	5	REF		
48916	220.1 to 221.1 feet	Vertical Change	-.37	5 ft	5	REF		
50958	224.1 to 225.1 feet	Vertical Change	-.31	5 ft	5	REF		
49205	227.9 to 228.9 feet	Vertical Change	-.36	5 ft	5	REF		
44336	231.9 to 232.9 feet	Vertical Change	-.56	5 ft	5	REF		
52770	242.9 to 243.9 feet	Vertical Change	-.28	5 ft	5	LF	$75	**$375**
53789	255.2 to 256.2 feet	Vertical Change	-.26	5 ft	5	LF	$75	**$375**
46722	259.5 to 268.0 feet	Vertical Change	-.45	5 ft	43	LF	$75	**$3,188**
49526	271.8 to 284.7 feet	Vertical Change	-.35	5 ft	65	LF	$75	**$4,838**
12461	276.0 to 281.0 feet	Cross Slope (PAR)	2.0-3.0%	5 ft	25	SF	$120	**$3,000**

Funding Source: TBD **Year to be Completed** TBD

Street Side	Run ID	Survey Street Name	Starting Street Name	End Street Name	Priority
N	1908230937	PEACH DR	OLEANDER DR	SANTA CRUZ BLVD	79

ID	Dist. from Corner	Barrier Type	As-is Measurement/Notes	Sidewalk Width	Qty	Unit	Cost	Total
58624	276.5 to 316.1 feet	Driveway				REF		
12462	284.6 to 312.1 feet	Cross Slope (Driveway)	2.0-3.0%	5 ft	138	SF	$40	**$5,500**
46492	287.6 to 288.6 feet	Vertical Change	-.46	5 ft	5	REF		
46723	291.8 to 292.8 feet	Vertical Change	-.45	5 ft	5	REF		
47416	295.7 to 296.7 feet	Vertical Change	-.42	5 ft	5	REF		
44540	299.7 to 300.7 feet	Vertical Change	-.55	5 ft	5	REF		
53259	303.5 to 304.5 feet	Vertical Change	-.27	5 ft	5	REF		
44761	307.4 to 308.4 feet	Vertical Change	-.54	5 ft	5	REF		
44957	311.3 to 312.3 feet	Vertical Change	-.53	5 ft	5	REF		
12469	312.1 to 349.6 feet	Cross Slope (Driveway)	4.0-5.0%	5 ft	187	SF	$40	**$7,500**
46493	315.6 to 334.6 feet	Vertical Change	-.46	5 ft	95	REF		
58625	325.2 to 355.0 feet	Driveway				REF		
45635	338.9 to 339.9 feet	Vertical Change	-.5	5 ft	5	REF		
43319	344.1 to 345.1 feet	Vertical Change	-.62	5 ft	5	REF		
44762	349.4 to 350.4 feet	Vertical Change	-.54	5 ft	5	REF		
12475	349.6 to 353.0 feet	Cross Slope (Driveway)	6.0-7.0%	5 ft	17	SF	$40	**$680**
12476	353.0 to 355.7 feet	Cross Slope (Driveway)	5.0-6.0%	5 ft	14	SF	$40	**$540**
56919	353.5 to 354.5 feet	Vertical Change	.51	5 ft	5	REF		
42814	354.7 to 355.7 feet	Vertical Change	-.66	5 ft	5	REF		
12478	355.7 to 357.0 feet	Cross Slope (PAR)	3.0-4.0%	5 ft	7	SF	$120	**$780**
52295	356.9 to 368.3 feet	Vertical Change	-.29	5 ft	57	REF		
12479	357.0 to 410.7 feet	Cross Slope (PAR)	2.0-3.0%	5 ft	269	SF	$120	**$32,220**
44338	369.5 to 394.9 feet	Vertical Change	-.56	5 ft	127	REF		
51878	396.3 to 409.5 feet	Vertical Change	-.3	5 ft	66	REF		
58626	401.9 to 444.8 feet	Driveway				REF		
12485	410.7 to 423.7 feet	Cross Slope (Driveway)	4.0-5.0%	5 ft	65	SF	$40	**$2,600**
46045	414.7 to 415.7 feet	Vertical Change	-.48	5 ft	5	REF		
48069	418.8 to 419.8 feet	Vertical Change	-.4	5 ft	5	REF		

Funding Source: TBD **Year to be Completed** TBD

Street Side	Run ID	Survey Street Name	Starting Street Name	End Street Name	Priority
N	1908230937	PEACH DR	OLEANDER DR	SANTA CRUZ BLVD	79

ID	Dist. from Corner	Barrier Type	As-is Measurement/Notes	Sidewalk Width	Qty	Unit	Cost	Total
52297	422.6 to 423.6 feet	Vertical Change	-.29	5 ft	5	REF		
12489	423.7 to 462.8 feet	Cross Slope (Driveway)	2.0-3.0%	5 ft	196	SF	$40	**$7,820**
49528	426.5 to 427.5 feet	Vertical Change	-.35	5 ft	5	REF		
46937	430.5 to 431.5 feet	Vertical Change	-.44	5 ft	5	REF		
45138	434.5 to 435.5 feet	Vertical Change	-.52	5 ft	5	REF		
54102	438.7 to 439.7 feet	Vertical Change	-.25	5 ft	5	REF		
46262	443.2 to 451.2 feet	Vertical Change	-.47	5 ft	40	REF		
58627	452.6 to 493.1 feet	Driveway				REF		
50181	454.6 to 455.6 feet	Vertical Change	-.33	5 ft	5	REF		
47167	461.7 to 462.7 feet	Vertical Change	-.43	5 ft	5	REF		
12495	462.8 to 485.9 feet	Cross Slope (Driveway)	4.0-5.0%	5 ft	116	SF	$40	**$4,620**
52771	465.9 to 466.9 feet	Vertical Change	-.28	5 ft	5	REF		
47168	469.8 to 470.8 feet	Vertical Change	-.43	5 ft	5	REF		
46725	473.8 to 474.8 feet	Vertical Change	-.45	5 ft	5	REF		
48070	477.6 to 478.6 feet	Vertical Change	-.4	5 ft	5	REF		
46938	481.4 to 482.4 feet	Vertical Change	-.44	5 ft	5	REF		
46263	485.2 to 486.2 feet	Vertical Change	-.47	5 ft	5	REF		
12498	485.9 to 495.9 feet	Cross Slope (Driveway)	2.0-3.0%	5 ft	50	SF	$40	**$2,000**
52298	489.1 to 490.1 feet	Vertical Change	-.29	5 ft	5	REF		
42063	493.2 to 494.2 feet	Vertical Change	-.76	5 ft	5	REF		
49209	498.0 to 506.5 feet	Vertical Change	-.36	5 ft	43	LF	$75	**$3,188**
12502	508.1 to 553.8 feet	Cross Slope (PAR)	2.0-3.0%	5 ft	228	SF	$120	**$27,420**
52772	510.4 to 513.9 feet	Vertical Change	-.28	5 ft	18	REF		
43638	515.3 to 521.2 feet	Vertical Change	-.6	5 ft	30	REF		
50568	525.2 to 543.7 feet	Vertical Change	-.32	5 ft	93	REF		
42420	545.1 to 548.4 feet	Vertical Change	-.7	5 ft	17	REF		
58628	546.6 to 573.8 feet	Driveway				REF		
47678	549.5 to 555.5 feet	Vertical Change	-.41	5 ft	30	REF		

Funding Source: TBD **Year to be Completed** TBD

Street Side	Run ID	Survey Street Name	Starting Street Name	End Street Name	Priority
N	1908230937	PEACH DR	OLEANDER DR	SANTA CRUZ BLVD	79

ID	Dist. from Corner	Barrier Type	As-is Measurement/Notes	Sidewalk Width	Qty	Unit	Cost	Total
12506	557.2 to 571.6 feet	Cross Slope (Driveway)	9.0-10.0%	5 ft	72	SF	$40	**$2,880**
43320	564.6 to 565.6 feet	Vertical Change	-.62	5 ft	5	REF		
44764	574.3 to 587.3 feet	Vertical Change	-.54	5 ft	65	REF		
12508	575.7 to 577.8 feet	Cross Slope (PAR)	2.0-3.0%	5 ft	10	SF	$120	**$1,260**
12509	584.8 to 592.3 feet	Cross Slope (PAR)	2.0-3.0%	5 ft	38	SF	$120	**$4,500**
58629	585.3 to 614.6 feet	Driveway				REF		
52773	588.8 to 594.4 feet	Vertical Change	-.28	5 ft	28	REF		
12511	592.3 to 594.3 feet	Cross Slope (Driveway)	4.0-5.0%	5 ft	10	SF	$40	**$400**
12513	594.3 to 598.8 feet	Cross Slope (Driveway)	6.0-7.0%	5 ft	23	SF	$40	**$900**
46265	598.6 to 599.6 feet	Vertical Change	-.47	5 ft	5	REF		
12514	598.8 to 614.6 feet	Cross Slope (Driveway)	5.0-6.0%	5 ft	79	SF	$40	**$3,160**
46727	603.6 to 604.6 feet	Vertical Change	-.45	5 ft	5	REF		
45833	608.7 to 609.7 feet	Vertical Change	-.49	5 ft	5	REF		
47417	613.8 to 626.8 feet	Vertical Change	-.42	5 ft	65	REF		
12516	614.6 to 616.8 feet	Cross Slope (Driveway)	3.0-4.0%	5 ft	11	SF	$40	**$440**
12517	616.8 to 632.9 feet	Cross Slope (PAR)	2.0-3.0%	5 ft	81	SF	$120	**$9,660**
49211	630.8 to 631.8 feet	Vertical Change	-.36	5 ft	5	REF		

TOTAL COST FOR: N *side of* **PEACH DR** *Starting at:* **OLEANDER DR** **$197,217.50**

Funding Source: TBD **Year to be Completed** TBD

Street Side	Run ID	Survey Street Name	Starting Street Name	End Street Name	Priority
N	1908231013	PEACH DR	SANTA CRUZ BLVD	COTTONWOOD DR	65

ID	Dist. from Corner	Barrier Type	As-is Measurement/Notes	Sidewalk Width	Qty	Unit	Cost	Total
42433	1.3 to 2.3 feet	Vertical Change	-.7	5 ft	5	SF	$75	$375
41781	6.8 to 11.2 feet	Vertical Change	-.86	5 ft	22	SF	$75	$1,650
13491	8.8 to 18.8 feet	Cross Slope (PAR)	2.0-3.0%	5 ft	50	SF	$120	$6,000
44582	12.6 to 21.9 feet	Vertical Change	-.55	5 ft	47	REF		
13492	22.5 to 28.3 feet	Cross Slope (PAR)	2.0-3.0%	5 ft	29	SF	$120	$3,480
44794	24.6 to 25.6 feet	Vertical Change	-.54	5 ft	5	REF		
44981	27.8 to 28.8 feet	Vertical Change	-.53	5 ft	5	REF		
44161	31.2 to 32.2 feet	Vertical Change	-.57	5 ft	5	SF	$75	$375
46514	34.4 to 35.4 feet	Vertical Change	-.46	5 ft	5	LF	$75	$375
58710	37.0 to 42.8 feet	Driveway				REF		
45361	37.7 to 38.7 feet	Vertical Change	-.51	5 ft	5	REF		
13493	38.5 to 62.3 feet	Cross Slope (Driveway)	2.0-3.0%	5 ft	119	SF	$40	$4,760
43823	41.4 to 45.1 feet	Vertical Change	-.59	5 ft	19	REF		
41378	46.6 to 47.6 feet	Vertical Change	-1.34	5 ft	5	REF		
48091	48.1 to 55.4 feet	Vertical Change	-.4	5 ft	37	REF		
58711	53.3 to 84.7 feet	Driveway				REF		
50990	60.6 to 61.6 feet	Vertical Change	-.31	5 ft	5	REF		
13495	62.3 to 66.5 feet	Cross Slope (Driveway)	4.0-5.0%	5 ft	21	SF	$40	$840
49228	64.4 to 65.4 feet	Vertical Change	-.36	5 ft	5	REF		
13497	66.5 to 79.8 feet	Cross Slope (Driveway)	2.0-3.0%	5 ft	67	SF	$40	$2,660
47697	67.9 to 68.9 feet	Vertical Change	-.41	5 ft	5	REF		
46742	74.6 to 75.6 feet	Vertical Change	-.45	5 ft	5	REF		
45856	78.1 to 79.1 feet	Vertical Change	-.49	5 ft	5	REF		
13499	79.8 to 90.3 feet	Cross Slope (Driveway)	4.0-5.0%	5 ft	53	SF	$40	$2,100
48938	84.0 to 85.0 feet	Vertical Change	-.37	5 ft	5	REF		
49229	88.0 to 89.0 feet	Vertical Change	-.36	5 ft	5	REF		
47442	91.6 to 92.6 feet	Vertical Change	-.42	5 ft	5	REF		
13502	91.8 to 118.2 feet	Cross Slope (PAR)	2.0-3.0%	5 ft	132	SF	$120	$15,840

Funding Source: TBD **Year to be Completed** TBD

Street Side	Run ID	Survey Street Name	Starting Street Name	End Street Name	Priority
N	1908231013	PEACH DR	SANTA CRUZ BLVD	COTTONWOOD DR	65

ID	Dist. from Corner	Barrier Type	As-is Measurement/Notes	Sidewalk Width	Qty	Unit	Cost	Total
48939	97.3 to 119.1 feet	Vertical Change	-.37	5 ft	109	REF		
58712	114.6 to 153.7 feet	Driveway				REF		
42835	120.2 to 121.2 feet	Vertical Change	-.66	5 ft	5	REF		
13503	120.3 to 149.3 feet	Cross Slope (Driveway)	2.0-3.0%	5 ft	145	SF	$40	**$5,800**
48655	124.2 to 125.2 feet	Vertical Change	-.38	5 ft	5	REF		
45657	128.0 to 129.0 feet	Vertical Change	-.5	5 ft	5	REF		
43824	132.2 to 133.2 feet	Vertical Change	-.59	5 ft	5	REF		
43825	136.8 to 137.8 feet	Vertical Change	-.59	5 ft	5	REF		
43672	140.8 to 141.8 feet	Vertical Change	-.6	5 ft	5	REF		
48369	144.7 to 145.7 feet	Vertical Change	-.39	5 ft	5	REF		
43201	148.8 to 170.7 feet	Vertical Change	-.63	5 ft	109	REF		
13508	149.3 to 154.0 feet	Cross Slope (Driveway)	4.0-5.0%	5 ft	23	SF	$40	**$940**
13511	154.9 to 171.3 feet	Cross Slope (PAR)	2.0-3.0%	5 ft	82	SF	$120	**$9,840**
58713	163.1 to 191.1 feet	Driveway				REF		
13513	171.3 to 181.7 feet	Cross Slope (Driveway)	4.0-5.0%	5 ft	52	SF	$40	**$2,080**
43826	173.5 to 174.5 feet	Vertical Change	-.59	5 ft	5	REF		
43068	177.1 to 178.1 feet	Vertical Change	-.64	5 ft	5	REF		
43069	180.3 to 181.3 feet	Vertical Change	-.64	5 ft	5	REF		
13517	181.7 to 186.2 feet	Cross Slope (Driveway)	2.0-3.0%	5 ft	23	SF	$40	**$900**
44983	183.6 to 184.6 feet	Vertical Change	-.53	5 ft	5	REF		
13519	186.2 to 192.8 feet	Cross Slope (Driveway)	4.0-5.0%	5 ft	33	SF	$40	**$1,320**
43983	186.9 to 187.9 feet	Vertical Change	-.58	5 ft	5	REF		
42630	190.8 to 194.1 feet	Vertical Change	-.68	5 ft	17	REF		
13523	192.8 to 239.1 feet	Cross Slope (PAR)	2.0-3.0%	5 ft	232	SF	$120	**$27,780**
41224	195.4 to 196.4 feet	Vertical Change	-2.1	5 ft	5	REF		
46966	197.5 to 208.3 feet	Vertical Change	-.44	5 ft	54	REF		
47699	214.9 to 219.9 feet	Vertical Change	-.41	5 ft	25	REF		
45659	224.4 to 240.8 feet	Vertical Change	-.5	5 ft	82	REF		

Funding Source: TBD **Year to be Completed** TBD

Street Side	Run ID	Survey Street Name	Starting Street Name	End Street Name	Priority
N	1908231013	PEACH DR	SANTA CRUZ BLVD	COTTONWOOD DR	65

ID	Dist. from Corner	Barrier Type	As-is Measurement/Notes	Sidewalk Width	Qty	Unit	Cost	Total
58714	233.8 to 260.7 feet	Driveway				REF		
13532	239.1 to 242.0 feet	Cross Slope (Driveway)	4.0-5.0%	5 ft	15	SF	$40	**$580**
13534	242.0 to 243.3 feet	Cross Slope (Driveway)	6.0-7.0%	5 ft	7	SF	$40	**$260**
13535	243.3 to 246.0 feet	Cross Slope (Driveway)	5.0-6.0%	5 ft	14	SF	$40	**$540**
13537	246.0 to 247.2 feet	Cross Slope (Driveway)	3.0-4.0%	5 ft	6	SF	$40	**$240**
43347	246.9 to 247.9 feet	Vertical Change	-.62	5 ft	5	REF		
13538	247.2 to 249.0 feet	Cross Slope (Driveway)	2.0-3.0%	5 ft	9	SF	$40	**$360**
42953	250.2 to 251.2 feet	Vertical Change	-.65	5 ft	5	REF		
13539	252.8 to 255.3 feet	Cross Slope (Driveway)	2.0-3.0%	5 ft	13	SF	$40	**$500**
42954	253.5 to 254.5 feet	Vertical Change	-.65	5 ft	5	REF		
13541	257.1 to 260.3 feet	Cross Slope (Driveway)	6.0-7.0%	5 ft	16	SF	$40	**$640**
42726	260.5 to 264.6 feet	Vertical Change	-.67	5 ft	21	REF		
13543	261.9 to 262.9 feet	Cross Slope (PAR)	3.0-4.0%	5 ft	5	SF	$120	**$600**
13544	262.9 to 275.8 feet	Cross Slope (PAR)	2.0-3.0%	5 ft	65	SF	$120	**$7,740**
47444	265.5 to 266.5 feet	Vertical Change	-.42	5 ft	5	REF		
46967	269.4 to 274.3 feet	Vertical Change	-.44	5 ft	25	REF		
58715	269.7 to 296.2 feet	Driveway				REF		
13546	275.8 to 278.5 feet	Cross Slope (Driveway)	4.0-5.0%	5 ft	14	SF	$40	**$540**
13548	278.5 to 282.1 feet	Cross Slope (Driveway)	6.0-7.0%	5 ft	18	SF	$40	**$720**
13549	282.1 to 291.2 feet	Cross Slope (Driveway)	5.0-6.0%	5 ft	45	SF	$40	**$1,820**
51899	283.4 to 284.4 feet	Vertical Change	-.3	5 ft	5	REF		
49231	286.6 to 287.6 feet	Vertical Change	-.36	5 ft	5	REF		
46968	290.1 to 291.1 feet	Vertical Change	-.44	5 ft	5	REF		
13552	291.2 to 293.4 feet	Cross Slope (Driveway)	6.0-7.0%	5 ft	11	SF	$40	**$440**
13554	294.3 to 297.1 feet	Cross Slope (Driveway)	9.0-10.0%	5 ft	14	SF	$40	**$560**
50209	297.3 to 302.3 feet	Vertical Change	-.33	5 ft	25	LF	$75	**$1,875**
13555	298.6 to 299.7 feet	Cross Slope (PAR)	6.0-7.0%	5 ft	5	SF	$120	**$660**
13556	299.7 to 302.9 feet	Cross Slope (PAR)	5.0-6.0%	5 ft	16	SF	$120	**$1,920**

Funding Source: TBD **Year to be Completed** TBD

Street Side	Run ID	Survey Street Name	Starting Street Name	End Street Name	Priority
N	1908231013	PEACH DR	SANTA CRUZ BLVD	COTTONWOOD DR	65

ID	Dist. from Corner	Barrier Type	As-is Measurement/Notes	Sidewalk Width	Qty	Unit	Cost	Total
13558	302.9 to 333.2 feet	Cross Slope (PAR)	3.0-4.0%	5 ft	152	SF	$120	**$18,180**
42519	303.2 to 308.2 feet	**Vertical Change**	-.69	5 ft	25	REF		
44583	311.1 to 312.1 feet	**Vertical Change**	-.55	5 ft	5	REF		
43348	319.2 to 324.3 feet	**Vertical Change**	-.62	5 ft	26	REF		
42727	327.3 to 350.0 feet	**Vertical Change**	-.67	5 ft	114	REF		
13559	333.2 to 347.3 feet	Cross Slope (PAR)	2.0-3.0%	5 ft	71	SF	$120	**$8,460**
58716	339.6 to 367.7 feet	Driveway				REF		
13561	348.2 to 349.2 feet	**Cross Slope (Driveway)**	5.0-6.0%	5 ft	5	SF	$40	**$200**
13562	349.2 to 352.6 feet	**Cross Slope (Driveway)**	6.0-7.0%	5 ft	17	SF	$40	**$680**
13563	352.6 to 367.4 feet	**Cross Slope (Driveway)**	5.0-6.0%	5 ft	74	SF	$40	**$2,960**
42837	352.9 to 353.9 feet	**Vertical Change**	-.66	5 ft	5	REF		
42838	356.5 to 357.5 feet	**Vertical Change**	-.66	5 ft	5	REF		
42436	360.4 to 361.4 feet	**Vertical Change**	-.7	5 ft	5	REF		
42957	364.4 to 377.6 feet	**Vertical Change**	-.65	5 ft	66	REF		
13567	367.4 to 369.2 feet	**Cross Slope (Driveway)**	3.0-4.0%	5 ft	9	SF	$40	**$360**
13568	369.2 to 381.9 feet	Cross Slope (PAR)	2.0-3.0%	5 ft	64	SF	$120	**$7,620**
58717	374.6 to 414.0 feet	Driveway				REF		
49232	378.7 to 386.6 feet	**Vertical Change**	-.36	5 ft	40	REF		
13570	381.9 to 383.0 feet	**Cross Slope (Driveway)**	4.0-5.0%	5 ft	6	SF	$40	**$220**
13571	383.7 to 397.5 feet	**Cross Slope (Driveway)**	6.0-7.0%	5 ft	69	SF	$40	**$2,760**
49233	389.7 to 390.7 feet	**Vertical Change**	-.36	5 ft	5	REF		
45662	393.9 to 394.9 feet	**Vertical Change**	-.5	5 ft	5	REF		
13574	397.5 to 399.3 feet	**Cross Slope (Driveway)**	5.0-6.0%	5 ft	9	SF	$40	**$360**
46518	398.5 to 399.5 feet	**Vertical Change**	-.46	5 ft	5	REF		
13575	399.3 to 410.3 feet	**Cross Slope (Driveway)**	6.0-7.0%	5 ft	55	SF	$40	**$2,200**
46969	403.2 to 404.2 feet	**Vertical Change**	-.44	5 ft	5	REF		
13577	410.3 to 413.8 feet	**Cross Slope (Driveway)**	8.0-9.0%	5 ft	18	SF	$40	**$700**
46970	411.9 to 417.7 feet	**Vertical Change**	-.44	5 ft	29	REF		

Funding Source: TBD **Year to be Completed** TBD

Street Side	Run ID	Survey Street Name	Starting Street Name	End Street Name	Priority
N	1908231013	PEACH DR	SANTA CRUZ BLVD	COTTONWOOD DR	65

ID	Dist. from Corner	Barrier Type	As-is Measurement/Notes	Sidewalk Width	Qty	Unit	Cost	Total
13578	417.0 to 419.4 feet	Cross Slope (PAR)	3.0-4.0%	5 ft	12	SF	$120	**$1,440**
13579	419.4 to 440.5 feet	Cross Slope (PAR)	2.0-3.0%	5 ft	106	SF	$120	**$12,660**
42329	428.6 to 429.6 feet	**Vertical Change**	-.71	5 ft	5	REF		
58718	433.2 to 460.3 feet	Driveway				REF		
44367	438.3 to 441.1 feet	**Vertical Change**	-.56	5 ft	14	REF		
13582	442.0 to 450.1 feet	**Cross Slope (Driveway)**	6.0-7.0%	5 ft	41	SF	$40	**$1,620**
13585	450.1 to 452.3 feet	**Cross Slope (Driveway)**	5.0-6.0%	5 ft	11	SF	$40	**$440**
43828	450.6 to 451.6 feet	**Vertical Change**	-.59	5 ft	5	REF		
13586	452.3 to 456.8 feet	**Cross Slope (Driveway)**	6.0-7.0%	5 ft	23	SF	$40	**$900**
13588	456.8 to 459.2 feet	**Cross Slope (Driveway)**	8.0-9.0%	5 ft	12	SF	$40	**$480**
44796	461.1 to 464.9 feet	**Vertical Change**	-.54	5 ft	19	REF		
13589	461.9 to 465.1 feet	Cross Slope (PAR)	3.0-4.0%	5 ft	16	SF	$120	**$1,920**
13590	465.1 to 517.6 feet	Cross Slope (PAR)	2.0-3.0%	5 ft	263	SF	$120	**$31,500**
46286	491.0 to 492.0 feet	**Vertical Change**	-.47	5 ft	5	REF		
56634	491.0 to 492.0 feet	**Vertical Change**	.46	5 ft	5	REF		
43986	501.5 to 502.5 feet	**Vertical Change**	-.58	5 ft	5	REF		
46746	511.1 to 512.1 feet	**Vertical Change**	-.45	5 ft	5	REF		
58719	512.8 to 543.6 feet	Driveway				REF		
43987	517.5 to 522.6 feet	**Vertical Change**	-.58	5 ft	26	REF		
13598	517.6 to 578.2 feet	**Cross Slope (Driveway)**	4.0-5.0%	5 ft	303	SF	$40	**$12,120**
42632	525.5 to 526.5 feet	**Vertical Change**	-.68	5 ft	5	REF		
43988	529.2 to 530.2 feet	**Vertical Change**	-.58	5 ft	5	REF		
42330	532.9 to 533.9 feet	**Vertical Change**	-.71	5 ft	5	REF		
47446	539.1 to 540.1 feet	**Vertical Change**	-.42	5 ft	5	REF		
43204	542.6 to 543.6 feet	**Vertical Change**	-.63	5 ft	5	REF		
45663	552.8 to 553.8 feet	**Vertical Change**	-.5	5 ft	5	REF		
46519	559.9 to 568.6 feet	**Vertical Change**	-.46	5 ft	44	REF		
58720	560.0 to 599.4 feet	Driveway				REF		

Funding Source: TBD **Year to be Completed** TBD

Street Side	Run ID	Survey Street Name	Starting Street Name	End Street Name	Priority
N	1908231013	PEACH DR	SANTA CRUZ BLVD	COTTONWOOD DR	65

ID	Dist. from Corner	Barrier Type	As-is Measurement/Notes	Sidewalk Width	Qty	Unit	Cost	Total
46069	571.2 to 572.2 feet	Vertical Change	-.48	5 ft	5	REF		
46520	574.8 to 575.8 feet	Vertical Change	-.46	5 ft	5	REF		
48094	578.2 to 579.2 feet	Vertical Change	-.4	5 ft	5	REF		
13609	578.2 to 593.9 feet	Cross Slope (Driveway)	2.0-3.0%	5 ft	78	SF	$40	**$3,140**
13611	593.9 to 602.5 feet	Cross Slope (Driveway)	4.0-5.0%	5 ft	43	SF	$40	**$1,720**
48940	594.8 to 595.8 feet	Vertical Change	-.37	5 ft	5	REF		
13615	602.5 to 645.7 feet	Cross Slope (PAR)	2.0-3.0%	5 ft	216	SF	$120	**$25,920**
49549	607.1 to 608.1 feet	Vertical Change	-.35	5 ft	5	REF		
49550	615.9 to 616.9 feet	Vertical Change	-.35	5 ft	5	REF		
49873	625.5 to 626.5 feet	Vertical Change	-.34	5 ft	5	REF		
45664	635.8 to 636.8 feet	Vertical Change	-.5	5 ft	5	REF		
58721	637.7 to 668.4 feet	Driveway				REF		
43990	641.8 to 650.5 feet	Vertical Change	-.58	5 ft	44	REF		
13620	645.7 to 656.8 feet	Cross Slope (Driveway)	4.0-5.0%	5 ft	55	SF	$40	**$2,220**
44371	653.2 to 654.2 feet	Vertical Change	-.56	5 ft	5	REF		
13624	656.8 to 665.7 feet	Cross Slope (Driveway)	2.0-3.0%	5 ft	45	SF	$40	**$1,780**
47193	656.9 to 657.9 feet	Vertical Change	-.43	5 ft	5	REF		
44797	660.2 to 661.2 feet	Vertical Change	-.54	5 ft	5	REF		
44164	663.8 to 667.5 feet	Vertical Change	-.57	5 ft	19	REF		
13626	665.7 to 670.9 feet	Cross Slope (Driveway)	4.0-5.0%	5 ft	26	SF	$40	**$1,040**
52791	667.6 to 671.9 feet	Vertical Change	-.28	5 ft	22	REF		
13628	670.9 to 690.5 feet	Cross Slope (PAR)	2.0-3.0%	5 ft	98	SF	$120	**$11,760**
49234	679.9 to 680.9 feet	Vertical Change	-.36	5 ft	5	REF		
58722	684.7 to 717.7 feet	Driveway				REF		
50210	686.6 to 690.9 feet	Vertical Change	-.33	5 ft	22	REF		
13630	690.5 to 692.7 feet	Cross Slope (Driveway)	4.0-5.0%	5 ft	11	SF	$40	**$440**
13632	692.7 to 694.3 feet	Cross Slope (Driveway)	6.0-7.0%	5 ft	8	SF	$40	**$320**
47447	693.8 to 694.8 feet	Vertical Change	-.42	5 ft	5	REF		

Funding Source: TBD **Year to be Completed** TBD

Street Side	Run ID	Survey Street Name	Starting Street Name	End Street Name	Priority
N	1908231013	PEACH DR	SANTA CRUZ BLVD	COTTONWOOD DR	65

ID	Dist. from Corner	Barrier Type	As-is Measurement/Notes	Sidewalk Width	Qty	Unit	Cost	Total
13633	694.3 to 698.4 feet	Cross Slope (Driveway)	5.0-6.0%	5 ft	21	SF	$40	**$820**
49874	697.1 to 698.1 feet	Vertical Change	-.34	5 ft	5	REF		
13635	698.4 to 722.2 feet	Cross Slope (Driveway)	3.0-4.0%	5 ft	119	SF	$40	**$4,760**
46748	700.6 to 701.6 feet	Vertical Change	-.45	5 ft	5	REF		
49552	704.3 to 705.3 feet	Vertical Change	-.35	5 ft	5	REF		
47702	707.8 to 708.8 feet	Vertical Change	-.41	5 ft	5	REF		
50212	711.5 to 717.8 feet	Vertical Change	-.33	5 ft	32	REF		
48370	720.1 to 721.1 feet	Vertical Change	-.39	5 ft	5	REF		
13638	722.2 to 733.7 feet	Cross Slope (PAR)	2.0-3.0%	5 ft	58	SF	$120	**$6,900**

TOTAL COST FOR: N *side of* **PEACH DR** *Starting at:* **SANTA CRUZ BLVD** **$275,710.00**

Funding Source: TBD **Year to be Completed** TBD

Street Side	Run ID	Survey Street Name	Starting Street Name	End Street Name	Priority
S	1908230934	PEACH DR	SANTA CRUZ BLVD	OLEANDER DR	93

ID	Dist. from Corner	Barrier Type	As-is Measurement/Notes	Sidewalk Width	Qty	Unit	Cost	Total
12322	0.0 to 13.4 feet	Cross Slope (PAR)	2.0-3.0%	5 ft	67	SF	$120	**$8,040**
41914	7.0 to 8.0 feet	**Vertical Change**	-.8	5 ft	5	REF		
41181	12.7 to 13.7 feet	**Vertical Change**	-3	5 ft	5	REF		
12324	13.4 to 23.7 feet	Cross Slope (PAR)	4.0-5.0%	5 ft	52	SF	$120	**$6,180**
58610	17.6 to 56.9 feet	Driveway				REF		
46257	19.5 to 26.3 feet	**Vertical Change**	-.47	5 ft	34	REF		
12325	25.1 to 55.6 feet	**Cross Slope (Driveway)**	7.0-8.0%	5 ft	153	SF	$40	**$6,100**
41824	28.1 to 29.1 feet	**Vertical Change**	-.83	5 ft	5	REF		
42200	32.3 to 33.3 feet	**Vertical Change**	-.73	5 ft	5	REF		
41778	36.3 to 37.3 feet	**Vertical Change**	-.86	5 ft	5	REF		
41915	40.2 to 41.2 feet	**Vertical Change**	-.8	5 ft	5	REF		
41792	44.1 to 45.1 feet	**Vertical Change**	-.85	5 ft	5	REF		
46718	47.9 to 48.9 feet	**Vertical Change**	-.45	5 ft	5	REF		
12334	55.6 to 56.6 feet	**Cross Slope (Driveway)**	5.0-6.0%	5 ft	5	SF	$40	**$200**
12335	58.2 to 61.1 feet	Cross Slope (PAR)	2.0-3.0%	5 ft	15	SF	$120	**$1,740**
49515	60.8 to 61.8 feet	**Vertical Change**	-.35	5 ft	5	REF		
44953	65.8 to 66.8 feet	**Vertical Change**	-.53	5 ft	5	SF	$75	**$375**
58611	68.3 to 98.2 feet	Driveway				REF		
43960	71.2 to 74.4 feet	**Vertical Change**	-.58	5 ft	16	REF		
57131	75.3 to 76.3 feet	**Vertical Change**	.61	5 ft	5	REF		
41415	75.7 to 76.7 feet	**Vertical Change**	-1.24	5 ft	5	REF		
12336	78.2 to 95.6 feet	**Cross Slope (Driveway)**	6.0-7.0%	5 ft	87	SF	$40	**$3,480**
41793	79.3 to 80.3 feet	**Vertical Change**	-.85	5 ft	5	REF		
43482	82.8 to 83.8 feet	**Vertical Change**	-.61	5 ft	5	REF		
41622	86.3 to 87.3 feet	**Vertical Change**	-.96	5 ft	5	REF		
42158	89.8 to 90.8 feet	**Vertical Change**	-.74	5 ft	5	REF		
42247	93.3 to 94.3 feet	**Vertical Change**	-.72	5 ft	5	REF		
12339	98.5 to 100.3 feet	**Cross Slope (Driveway)**	2.0-3.0%	5 ft	9	SF	$40	**$360**

Funding Source: TBD **Year to be Completed** TBD

Street Side	Run ID	Survey Street Name	Starting Street Name	End Street Name	Priority
S	1908230934	PEACH DR	SANTA CRUZ BLVD	OLEANDER DR	93

ID	Dist. from Corner	Barrier Type	As-is Measurement/Notes	Sidewalk Width	Qty	Unit	Cost	Total
53256	99.3 to 100.3 feet	Vertical Change	-.27	5 ft	5	REF		
41916	101.5 to 102.5 feet	Vertical Change	-.8	5 ft	5	SF	$75	**$375**
43173	109.9 to 110.9 feet	Vertical Change	-.63	5 ft	5	SF	$75	**$375**
41755	119.5 to 120.5 feet	Vertical Change	-.87	5 ft	5	SF	$75	**$375**
52291	122.1 to 123.1 feet	Vertical Change	-.29	5 ft	5	LF	$75	**$375**
52767	129.6 to 130.6 feet	Vertical Change	-.28	5 ft	5	LF	$75	**$375**
49842	139.8 to 140.8 feet	Vertical Change	-.34	5 ft	5	LF	$75	**$375**
58612	144.8 to 187.5 feet	Driveway				REF		
44328	153.7 to 154.7 feet	Vertical Change	-.56	5 ft	5	REF		
12340	153.9 to 155.1 feet	Cross Slope (Driveway)	2.0-3.0%	5 ft	6	SF	$40	**$240**
41655	154.4 to 155.4 feet	Vertical Change	-.93	5 ft	5	REF		
12341	156.4 to 158.1 feet	Cross Slope (Driveway)	5.0-6.0%	5 ft	9	SF	$40	**$340**
12342	158.1 to 169.3 feet	Cross Slope (Driveway)	6.0-7.0%	5 ft	56	SF	$40	**$2,240**
42926	158.8 to 159.8 feet	Vertical Change	-.65	5 ft	5	REF		
44131	162.6 to 163.6 feet	Vertical Change	-.57	5 ft	5	REF		
43174	166.6 to 167.6 feet	Vertical Change	-.63	5 ft	5	REF		
12344	169.3 to 185.3 feet	Cross Slope (Driveway)	8.0-9.0%	5 ft	80	SF	$40	**$3,200**
42322	170.5 to 171.5 feet	Vertical Change	-.71	5 ft	5	REF		
43792	174.6 to 175.6 feet	Vertical Change	-.59	5 ft	5	REF		
44758	178.3 to 179.3 feet	Vertical Change	-.54	5 ft	5	REF		
44329	182.4 to 183.4 feet	Vertical Change	-.56	5 ft	5	REF		
41779	186.4 to 187.4 feet	Vertical Change	-.86	5 ft	5	REF		
12346	188.3 to 201.7 feet	Cross Slope (Driveway)	2.0-3.0%	5 ft	67	SF	$40	**$2,680**
53257	191.3 to 192.3 feet	Vertical Change	-.27	5 ft	5	REF		
58613	194.0 to 226.3 feet	Driveway				REF		
44534	201.9 to 202.9 feet	Vertical Change	-.55	5 ft	5	REF		
12348	202.6 to 204.7 feet	Cross Slope (Driveway)	4.0-5.0%	5 ft	11	SF	$40	**$420**
12350	204.7 to 222.0 feet	Cross Slope (Driveway)	6.0-7.0%	5 ft	87	SF	$40	**$3,460**

Funding Source: TBD **Year to be Completed** TBD

Street Side	Run ID	Survey Street Name	Starting Street Name	End Street Name	Priority
S	1908230934	PEACH DR	SANTA CRUZ BLVD	OLEANDER DR	93

ID	Dist. from Corner	Barrier Type	As-is Measurement/Notes	Sidewalk Width	Qty	Unit	Cost	Total
45135	205.6 to 206.6 feet	Vertical Change	-.52	5 ft	5	REF		
48060	209.1 to 210.1 feet	Vertical Change	-.4	5 ft	5	REF		
44954	212.7 to 213.7 feet	Vertical Change	-.53	5 ft	5	REF		
44759	216.1 to 217.1 feet	Vertical Change	-.54	5 ft	5	REF		
47667	219.7 to 220.7 feet	Vertical Change	-.41	5 ft	5	REF		
42606	223.3 to 224.3 feet	Vertical Change	-.68	5 ft	5	REF		
49193	228.1 to 229.1 feet	Vertical Change	-.36	5 ft	5	LF	$75	**$375**
48908	234.2 to 247.4 feet	Vertical Change	-.37	5 ft	66	LF	$75	**$4,950**
48911	250.5 to 281.6 feet	Vertical Change	-.37	5 ft	156	LF	$75	**$11,663**
12352	272.5 to 284.2 feet	Cross Slope (PAR)	2.0-3.0%	5 ft	59	SF	$120	**$7,020**
58614	274.3 to 316.3 feet	Driveway				REF		
41843	283.0 to 284.0 feet	Vertical Change	-.82	5 ft	5	REF		
12354	284.2 to 312.1 feet	Cross Slope (Driveway)	4.0-5.0%	5 ft	140	SF	$40	**$5,580**
44955	287.2 to 288.2 feet	Vertical Change	-.53	5 ft	5	REF		
44330	291.3 to 292.3 feet	Vertical Change	-.56	5 ft	5	REF		
46258	295.3 to 296.3 feet	Vertical Change	-.47	5 ft	5	REF		
42927	299.2 to 300.2 feet	Vertical Change	-.65	5 ft	5	REF		
43793	303.2 to 304.2 feet	Vertical Change	-.59	5 ft	5	REF		
43483	307.2 to 308.2 feet	Vertical Change	-.61	5 ft	5	REF		
43794	311.2 to 312.2 feet	Vertical Change	-.59	5 ft	5	REF		
12358	312.1 to 313.4 feet	Cross Slope (Driveway)	6.0-7.0%	5 ft	6	SF	$40	**$260**
12359	313.4 to 314.4 feet	Cross Slope (Driveway)	5.0-6.0%	5 ft	5	SF	$40	**$200**
41298	315.2 to 316.2 feet	Vertical Change	-1.58	5 ft	5	REF		
48062	317.6 to 329.5 feet	Vertical Change	-.4	5 ft	59	LF	$75	**$4,463**
58615	320.2 to 360.3 feet	Driveway				REF		
12360	321.3 to 323.3 feet	Cross Slope (Driveway)	2.0-3.0%	5 ft	10	SF	$40	**$400**
12361	327.4 to 330.4 feet	Cross Slope (Driveway)	2.0-3.0%	5 ft	15	SF	$40	**$600**
12363	330.4 to 346.1 feet	Cross Slope (Driveway)	4.0-5.0%	5 ft	79	SF	$40	**$3,140**

Funding Source: TBD **Year to be Completed** TBD

Street Side	Run ID	Survey Street Name	Starting Street Name	End Street Name	Priority
S	1908230934	PEACH DR	SANTA CRUZ BLVD	OLEANDER DR	93

ID	Dist. from Corner	Barrier Type	As-is Measurement/Notes	Sidewalk Width	Qty	Unit	Cost	Total
43175	332.8 to 333.8 feet	Vertical Change	-.63	5 ft	5	REF		
44331	337.0 to 338.0 feet	Vertical Change	-.56	5 ft	5	REF		
43318	341.1 to 342.1 feet	Vertical Change	-.62	5 ft	5	REF		
44535	345.1 to 346.1 feet	Vertical Change	-.55	5 ft	5	REF		
12367	346.1 to 358.0 feet	Cross Slope (Driveway)	6.0-7.0%	5 ft	60	SF	$40	**$2,380**
46719	349.1 to 350.1 feet	Vertical Change	-.45	5 ft	5	REF		
44332	353.0 to 354.0 feet	Vertical Change	-.56	5 ft	5	REF		
41408	360.6 to 361.6 feet	Vertical Change	-1.25	5 ft	5	REF		
12369	361.1 to 402.8 feet	Cross Slope (PAR)	2.0-3.0%	5 ft	209	SF	$120	**$25,020**
48622	362.8 to 377.4 feet	Vertical Change	-.38	5 ft	73	REF		
48624	381.3 to 417.8 feet	Vertical Change	-.38	5 ft	183	REF		
12374	406.2 to 430.2 feet	Cross Slope (PAR)	2.0-3.0%	5 ft	120	SF	$120	**$14,400**
58616	413.8 to 442.8 feet	Driveway				REF		
43961	421.4 to 422.4 feet	Vertical Change	-.58	5 ft	5	REF		
44333	426.7 to 427.7 feet	Vertical Change	-.56	5 ft	5	REF		
44133	432.1 to 433.1 feet	Vertical Change	-.57	5 ft	5	REF		
12375	432.4 to 437.5 feet	Cross Slope (Driveway)	2.0-3.0%	5 ft	26	SF	$40	**$1,020**
44536	437.2 to 438.2 feet	Vertical Change	-.55	5 ft	5	REF		
12377	437.5 to 443.2 feet	Cross Slope (Driveway)	4.0-5.0%	5 ft	29	SF	$40	**$1,140**
46042	442.5 to 443.5 feet	Vertical Change	-.48	5 ft	5	REF		
12380	443.2 to 461.3 feet	Cross Slope (Driveway)	2.0-3.0%	5 ft	91	SF	$40	**$3,620**
50175	447.2 to 448.2 feet	Vertical Change	-.33	5 ft	5	REF		
42928	450.6 to 451.6 feet	Vertical Change	-.65	5 ft	5	REF		
58617	453.0 to 482.5 feet	Driveway				REF		
46259	460.4 to 461.4 feet	Vertical Change	-.47	5 ft	5	REF		
12384	462.8 to 469.0 feet	Cross Slope (Driveway)	6.0-7.0%	5 ft	31	SF	$40	**$1,240**
46720	465.6 to 466.6 feet	Vertical Change	-.45	5 ft	5	REF		
12385	469.0 to 478.5 feet	Cross Slope (Driveway)	5.0-6.0%	5 ft	48	SF	$40	**$1,900**

Funding Source: TBD **Year to be Completed** TBD

Street Side	Run ID	Survey Street Name	Starting Street Name	End Street Name	Priority
S	1908230934	PEACH DR	SANTA CRUZ BLVD	OLEANDER DR	93

ID	Dist. from Corner	Barrier Type	As-is Measurement/Notes	Sidewalk Width	Qty	Unit	Cost	Total
44537	470.8 to 471.8 feet	Vertical Change	-.55	5 ft	5	REF		
12386	478.5 to 480.6 feet	Cross Slope (Driveway)	6.0-7.0%	5 ft	11	SF	$40	**$420**
12387	480.6 to 482.8 feet	Cross Slope (Driveway)	5.0-6.0%	5 ft	11	SF	$40	**$440**
52768	481.7 to 482.7 feet	Vertical Change	-.28	5 ft	5	REF		
12389	482.8 to 483.8 feet	Cross Slope (PAR)	3.0-4.0%	5 ft	5	SF	$120	**$600**
12390	483.8 to 592.9 feet	Cross Slope (PAR)	2.0-3.0%	5 ft	546	SF	$120	**$65,460**
47164	519.1 to 520.1 feet	Vertical Change	-.43	5 ft	5	REF		
58618	529.8 to 571.8 feet	Driveway				REF		
49524	534.1 to 535.1 feet	Vertical Change	-.35	5 ft	5	REF		
44760	543.0 to 544.0 feet	Vertical Change	-.54	5 ft	5	REF		
45136	547.1 to 548.1 feet	Vertical Change	-.52	5 ft	5	REF		
46043	551.0 to 552.0 feet	Vertical Change	-.48	5 ft	5	REF		
44334	555.0 to 556.0 feet	Vertical Change	-.56	5 ft	5	REF		
44134	558.9 to 559.9 feet	Vertical Change	-.57	5 ft	5	REF		
48627	567.0 to 568.0 feet	Vertical Change	-.38	5 ft	5	REF		
44538	576.1 to 577.1 feet	Vertical Change	-.55	5 ft	5	REF		
48914	581.8 to 582.8 feet	Vertical Change	-.37	5 ft	5	REF		
58619	583.6 to 612.9 feet	Driveway				REF		
45333	591.8 to 593.0 feet	Vertical Change	-.51	5 ft	6	REF		
12409	592.9 to 613.8 feet	Cross Slope (Driveway)	4.0-5.0%	5 ft	104	SF	$40	**$4,180**
42812	597.0 to 598.0 feet	Vertical Change	-.66	5 ft	5	REF		
42813	602.2 to 603.2 feet	Vertical Change	-.66	5 ft	5	REF		
44539	607.2 to 608.2 feet	Vertical Change	-.55	5 ft	5	REF		
43795	610.8 to 613.5 feet	Vertical Change	-.59	5 ft	14	REF		
12413	613.8 to 641.7 feet	Cross Slope (PAR)	2.0-3.0%	5 ft	140	SF	$120	**$16,740**
42929	619.8 to 620.8 feet	Vertical Change	-.65	5 ft	5	REF		
43962	627.3 to 628.3 feet	Vertical Change	-.58	5 ft	5	REF		
48348	637.2 to 638.2 feet	Vertical Change	-.39	5 ft	5	REF		

Funding Source: TBD **Year to be Completed** TBD

Street Side	Run ID	Survey Street Name	Starting Street Name	End Street Name	Priority
S	1908230934	PEACH DR	SANTA CRUZ BLVD	OLEANDER DR	93

ID	Dist. from Corner	Barrier Type	As-is Measurement/Notes	Sidewalk Width	Qty	Unit	Cost	Total
43963	641.3 to 642.3 feet	Vertical Change	-.58	5 ft	5	REF		

TOTAL COST FOR: S *side of* **PEACH DR** *Starting at:* **SANTA CRUZ BLVD** **$218,515.00**

Funding Source: TBD **Year to be Completed** TBD

Street Side	Run ID	Survey Street Name	Starting Street Name	End Street Name	Priority
W	1908220932	PENNY ST	CALAVERAS ST	ROSEHILL DR	87.25

ID	Dist. from Corner	Barrier Type	As-is Measurement/Notes	Sidewalk Width	Qty	Unit	Cost	Total
5789	0.0 to 43.3 feet	Cross Slope (PAR)	2.0-3.0%	5 ft	217	SF	$120	**$25,980**
45935	8.1 to 9.1 feet	**Vertical Change**	-.48	5 ft	5	REF		
48477	20.2 to 21.2 feet	**Vertical Change**	-.38	5 ft	5	REF		
47540	24.7 to 25.7 feet	**Vertical Change**	-.41	5 ft	5	REF		
49057	29.6 to 30.6 feet	**Vertical Change**	-.36	5 ft	5	REF		
47953	34.5 to 35.5 feet	**Vertical Change**	-.4	5 ft	5	REF		
58035	38.0 to 69.5 feet	Driveway				REF		
53990	38.9 to 39.9 feet	**Vertical Change**	-.25	5 ft	5	REF		
5793	47.0 to 67.3 feet	**Cross Slope (Driveway)**	10.0-11.0%	5 ft	102	SF	$40	**$4,060**
45730	51.2 to 52.2 feet	**Vertical Change**	-.49	5 ft	5	REF		
44044	61.4 to 62.4 feet	**Vertical Change**	-.57	5 ft	5	REF		
40200	66.6 to 67.9 feet	Running Slope	5.0-6.0%	5 ft	7	REF		
49675	69.6 to 73.1 feet	**Vertical Change**	-.34	5 ft	18	REF		
5798	70.4 to 71.4 feet	**Cross Slope (Driveway)**	3.0-4.0%	5 ft	5	SF	$40	**$200**
5799	71.4 to 84.7 feet	Cross Slope (PAR)	2.0-3.0%	5 ft	66	SF	$120	**$7,980**
53589	76.5 to 77.5 feet	**Vertical Change**	-.26	5 ft	5	REF		
50370	81.3 to 82.3 feet	**Vertical Change**	-.32	5 ft	5	REF		
48763	86.0 to 87.0 feet	**Vertical Change**	-.37	5 ft	5	LF	$75	**$375**
5802	88.5 to 95.4 feet	Cross Slope (PAR)	2.0-3.0%	5 ft	35	SF	$120	**$4,140**
49059	91.1 to 92.1 feet	**Vertical Change**	-.36	5 ft	5	REF		
58036	91.7 to 125.1 feet	Driveway				REF		
5803	99.3 to 111.4 feet	**Cross Slope (Driveway)**	10.0-11.0%	5 ft	61	SF	$40	**$2,420**
46839	105.3 to 106.3 feet	**Vertical Change**	-.44	5 ft	5	REF		
5807	111.4 to 122.7 feet	**Cross Slope (Driveway)**	8.0-9.0%	5 ft	57	SF	$40	**$2,260**
46150	115.3 to 116.3 feet	**Vertical Change**	-.47	5 ft	5	REF		
43248	125.1 to 126.1 feet	**Vertical Change**	-.62	5 ft	5	REF		
5808	125.8 to 132.6 feet	Cross Slope (PAR)	2.0-3.0%	5 ft	34	SF	$120	**$4,080**
48195	129.4 to 130.4 feet	**Vertical Change**	-.39	5 ft	5	REF		

Funding Source: TBD **Year to be Completed** TBD

Street Side	Run ID	Survey Street Name	Starting Street Name	End Street Name	Priority
W	1908220932	PENNY ST	CALAVERAS ST	ROSEHILL DR	87.25

ID	Dist. from Corner	Barrier Type	As-is Measurement/Notes	Sidewalk Width	Qty	Unit	Cost	Total
53057	133.4 to 134.4 feet	Vertical Change	-.27	5 ft	5	LF	$75	$375
52097	138.3 to 139.3 feet	Vertical Change	-.29	5 ft	5	LF	$75	$375
49060	143.0 to 144.0 feet	Vertical Change	-.36	5 ft	5	LF	$75	$375
5810	147.4 to 153.3 feet	Cross Slope (PAR)	2.0-3.0%	5 ft	30	SF	$120	$3,540
46603	147.9 to 148.9 feet	Vertical Change	-.45	5 ft	5	REF		
42561	153.1 to 154.1 feet	Vertical Change	-.68	5 ft	5	REF		
47061	157.9 to 158.9 feet	Vertical Change	-.43	5 ft	5	LF	$75	$375
42391	162.8 to 163.8 feet	Vertical Change	-.7	5 ft	5	SF	$75	$375
5811	164.7 to 168.3 feet	Cross Slope (PAR)	2.0-3.0%	5 ft	18	SF	$120	$2,160
48478	167.6 to 168.6 feet	Vertical Change	-.38	5 ft	5	REF		
44430	172.5 to 173.5 feet	Vertical Change	-.55	5 ft	5	SF	$75	$375
48764	177.5 to 178.5 feet	Vertical Change	-.37	5 ft	5	LF	$75	$375
48479	182.2 to 183.2 feet	Vertical Change	-.38	5 ft	5	LF	$75	$375
5812	184.5 to 185.7 feet	Cross Slope (PAR)	2.0-3.0%	5 ft	6	SF	$120	$720
47062	187.1 to 188.1 feet	Vertical Change	-.43	5 ft	5	LF	$75	$375
5813	193.4 to 230.4 feet	Cross Slope (PAR)	2.0-3.0%	5 ft	185	SF	$120	$22,200
48196	197.0 to 198.0 feet	Vertical Change	-.39	5 ft	5	REF		
42562	201.8 to 202.8 feet	Vertical Change	-.68	5 ft	5	REF		
47063	207.0 to 208.0 feet	Vertical Change	-.43	5 ft	5	REF		
46151	211.8 to 212.8 feet	Vertical Change	-.47	5 ft	5	REF		
48480	216.5 to 217.5 feet	Vertical Change	-.38	5 ft	5	REF		
42891	221.5 to 222.5 feet	Vertical Change	-.65	5 ft	5	REF		
58037	225.5 to 255.9 feet	Driveway				REF		
48197	226.4 to 227.4 feet	Vertical Change	-.39	5 ft	5	REF		
49676	231.0 to 232.0 feet	Vertical Change	-.34	5 ft	5	REF		
5817	234.7 to 252.4 feet	Cross Slope (Driveway)	12.0-13.0%	5 ft	89	SF	$40	$3,540
46382	237.8 to 238.8 feet	Vertical Change	-.46	5 ft	5	REF		
44860	248.5 to 249.5 feet	Vertical Change	-.53	5 ft	5	REF		

Funding Source: TBD **Year to be Completed** TBD

Street Side	Run ID	Survey Street Name	Starting Street Name	End Street Name	Priority
W	1908220932	PENNY ST	CALAVERAS ST	ROSEHILL DR	87.25

ID	Dist. from Corner	Barrier Type	As-is Measurement/Notes	Sidewalk Width	Qty	Unit	Cost	Total
40201	252.2 to 253.5 feet	Running Slope	5.0-6.0%	5 ft	7	REF		
41472	254.9 to 255.9 feet	Vertical Change	-1.13	5 ft	5	REF		
5821	256.1 to 265.6 feet	Cross Slope (Driveway)	4.0-5.0%	5 ft	48	SF	$40	$1,900
5823	265.6 to 274.8 feet	Cross Slope (PAR)	2.0-3.0%	5 ft	46	SF	$120	$5,520
48481	268.5 to 269.5 feet	Vertical Change	-.38	5 ft	5	REF		
5825	274.8 to 305.3 feet	Cross Slope (PAR)	4.0-5.0%	5 ft	153	SF	$120	$18,300
52546	278.8 to 279.8 feet	Vertical Change	-.28	5 ft	5	REF		
48482	289.4 to 290.4 feet	Vertical Change	-.38	5 ft	5	REF		
50013	299.8 to 300.8 feet	Vertical Change	-.33	5 ft	5	REF		
53590	304.9 to 305.9 feet	Vertical Change	-.26	5 ft	5	REF		
5829	305.3 to 359.3 feet	Cross Slope (PAR)	2.0-3.0%	5 ft	270	SF	$120	$32,400
53591	325.4 to 326.4 feet	Vertical Change	-.26	5 ft	5	REF		
48483	335.5 to 336.5 feet	Vertical Change	-.38	5 ft	5	REF		
50371	345.6 to 346.6 feet	Vertical Change	-.32	5 ft	5	REF		
47541	350.5 to 351.5 feet	Vertical Change	-.41	5 ft	5	REF		
53592	355.7 to 356.7 feet	Vertical Change	-.26	5 ft	5	REF		

TOTAL COST FOR: W *side of* **PENNY ST** *Starting at:* **CALAVERAS ST** **$145,150.00**

Funding Source: TBD **Year to be Completed** TBD

Street Side	Run ID	Survey Street Name	Starting Street Name	End Street Name	Priority
E	1908220929	PENNY ST	ROSEHILL DR	CALAVERAS ST	93.25

ID	Dist. from Corner	Barrier Type	As-is Measurement/Notes	Sidewalk Width	Qty	Unit	Cost	Total
5734	0.0 to 18.6 feet	Cross Slope (PAR)	3.0-4.0%	5 ft	93	SF	$120	**$11,160**
46836	2.5 to 3.5 feet	**Vertical Change**	-.44	5 ft	5	REF		
41836	6.7 to 7.7 feet	**Vertical Change**	-.82	5 ft	5	REF		
49359	11.0 to 12.0 feet	**Vertical Change**	-.35	5 ft	5	REF		
46147	15.5 to 20.5 feet	**Vertical Change**	-.47	5 ft	25	REF		
5735	18.6 to 36.3 feet	Cross Slope (PAR)	2.0-3.0%	5 ft	88	SF	$120	**$10,620**
44231	24.3 to 25.3 feet	**Vertical Change**	-.56	5 ft	5	REF		
45727	28.7 to 29.7 feet	**Vertical Change**	-.49	5 ft	5	REF		
58028	33.0 to 56.8 feet	Driveway				REF		
44232	33.5 to 34.5 feet	**Vertical Change**	-.56	5 ft	5	REF		
41580	36.8 to 37.8 feet	**Vertical Change**	-1	5 ft	5	REF		
5737	40.0 to 54.5 feet	**Cross Slope (Driveway)**	11.0-12.0%	5 ft	73	SF	$40	**$2,900**
42390	47.0 to 48.0 feet	**Vertical Change**	-.7	5 ft	5	REF		
40197	53.7 to 55.3 feet	Running Slope	6.0-7.0%	5 ft	8	REF		
41310	57.5 to 58.5 feet	**Vertical Change**	-1.53	5 ft	5	REF		
5740	58.5 to 82.0 feet	Cross Slope (PAR)	3.0-4.0%	5 ft	118	SF	$120	**$14,100**
49055	62.8 to 63.8 feet	**Vertical Change**	-.36	5 ft	5	REF		
46148	67.7 to 68.7 feet	**Vertical Change**	-.47	5 ft	5	REF		
44656	72.6 to 73.6 feet	**Vertical Change**	-.54	5 ft	5	REF		
46379	77.4 to 78.4 feet	**Vertical Change**	-.46	5 ft	5	REF		
5743	82.0 to 92.3 feet	Cross Slope (PAR)	2.0-3.0%	5 ft	52	SF	$120	**$6,180**
45515	82.4 to 83.4 feet	**Vertical Change**	-.5	5 ft	5	REF		
49673	87.2 to 88.2 feet	**Vertical Change**	-.34	5 ft	5	REF		
58029	87.3 to 133.4 feet	Driveway				REF		
5745	95.6 to 130.5 feet	**Cross Slope (Driveway)**	11.0-12.0%	5 ft	175	SF	$40	**$6,980**
48194	103.5 to 104.5 feet	**Vertical Change**	-.39	5 ft	5	REF		
5746	134.3 to 209.4 feet	Cross Slope (PAR)	3.0-4.0%	5 ft	375	SF	$120	**$45,060**
46837	136.0 to 137.0 feet	**Vertical Change**	-.44	5 ft	5	REF		

Funding Source: TBD **Year to be Completed** TBD

Street Side	Run ID	Survey Street Name	Starting Street Name	End Street Name	Priority
E	1908220929	PENNY ST	ROSEHILL DR	CALAVERAS ST	93.25

ID	Dist. from Corner	Barrier Type	As-is Measurement/Notes	Sidewalk Width	Qty	Unit	Cost	Total
50011	140.9 to 141.9 feet	Vertical Change	-.33	5 ft	5	REF		
47292	146.1 to 147.1 feet	Vertical Change	-.42	5 ft	5	REF		
52543	150.6 to 151.6 feet	Vertical Change	-.28	5 ft	5	REF		
47536	156.0 to 157.0 feet	Vertical Change	-.41	5 ft	5	REF		
50369	160.8 to 161.8 feet	Vertical Change	-.32	5 ft	5	REF		
47537	166.1 to 167.1 feet	Vertical Change	-.41	5 ft	5	REF		
46380	171.1 to 172.1 feet	Vertical Change	-.46	5 ft	5	REF		
47538	181.2 to 182.2 feet	Vertical Change	-.41	5 ft	5	REF		
48476	186.9 to 187.9 feet	Vertical Change	-.38	5 ft	5	REF		
52095	192.0 to 193.0 feet	Vertical Change	-.29	5 ft	5	REF		
49674	197.1 to 198.1 feet	Vertical Change	-.34	5 ft	5	REF		
46381	208.0 to 209.0 feet	Vertical Change	-.46	5 ft	5	REF		
5748	209.4 to 215.6 feet	Cross Slope (PAR)	2.0-3.0%	5 ft	31	SF	$120	**$3,720**
58030	211.8 to 236.0 feet	Driveway				REF		
5750	219.2 to 233.7 feet	Cross Slope (Driveway)	11.0-12.0%	5 ft	73	SF	$40	**$2,900**
47539	225.9 to 226.9 feet	Vertical Change	-.41	5 ft	5	REF		
40198	232.3 to 234.6 feet	Running Slope	5.0-6.0%	5 ft	12	REF		
52544	236.2 to 239.9 feet	Vertical Change	-.28	5 ft	19	REF		
5752	237.3 to 257.2 feet	Cross Slope (PAR)	2.0-3.0%	5 ft	100	SF	$120	**$11,940**
53056	244.4 to 245.4 feet	Vertical Change	-.27	5 ft	5	REF		
50012	249.8 to 250.8 feet	Vertical Change	-.33	5 ft	5	REF		
58031	251.6 to 271.9 feet	Driveway				REF		
50752	255.8 to 256.8 feet	Vertical Change	-.31	5 ft	5	REF		
5757	261.3 to 265.6 feet	Cross Slope (Driveway)	11.0-12.0%	5 ft	22	SF	$40	**$860**
5759	265.6 to 269.2 feet	Cross Slope (Driveway)	13.014	5 ft	18	SF	$40	**$720**
50753	272.9 to 273.9 feet	Vertical Change	-.31	5 ft	5	REF		
5761	273.6 to 287.9 feet	Cross Slope (PAR)	3.0-4.0%	5 ft	71	SF	$120	**$8,580**
58032	283.0 to 309.3 feet	Driveway				REF		

Funding Source: TBD **Year to be Completed** TBD

Street Side	Run ID	Survey Street Name	Starting Street Name	End Street Name	Priority
E	1908220929	PENNY ST	ROSEHILL DR	CALAVERAS ST	93.25

ID	Dist. from Corner	Barrier Type	As-is Measurement/Notes	Sidewalk Width	Qty	Unit	Cost	Total
5762	291.6 to 307.8 feet	Cross Slope (Driveway)	10.0-11.0%	5 ft	81	SF	$40	**$3,240**
42091	299.4 to 300.4 feet	Vertical Change	-.75	5 ft	5	REF		
52545	310.7 to 313.1 feet	Vertical Change	-.28	5 ft	12	REF		
5765	310.9 to 312.3 feet	Cross Slope (PAR)	3.0-4.0%	5 ft	7	SF	$120	**$840**
5766	312.3 to 370.0 feet	Cross Slope (PAR)	2.0-3.0%	5 ft	289	SF	$120	**$34,620**
53586	322.2 to 323.2 feet	Vertical Change	-.26	5 ft	5	REF		
53587	327.5 to 328.5 feet	Vertical Change	-.26	5 ft	5	REF		
53588	332.8 to 333.8 feet	Vertical Change	-.26	5 ft	5	REF		
47952	348.9 to 349.9 feet	Vertical Change	-.4	5 ft	5	REF		
47060	354.6 to 355.6 feet	Vertical Change	-.43	5 ft	5	REF		
42560	359.4 to 360.4 feet	Vertical Change	-.68	5 ft	5	REF		
46601	364.4 to 365.4 feet	Vertical Change	-.45	5 ft	5	REF		
58033	365.0 to 401.4 feet	Driveway				REF		
5770	373.3 to 388.6 feet	Cross Slope (Driveway)	10.0-11.0%	5 ft	77	SF	$40	**$3,060**
50754	380.1 to 381.1 feet	Vertical Change	-.31	5 ft	5	REF		
5772	388.6 to 399.8 feet	Cross Slope (Driveway)	12.0-13.0%	5 ft	56	SF	$40	**$2,240**
43575	390.5 to 391.5 feet	Vertical Change	-.6	5 ft	5	REF		
40199	398.0 to 400.5 feet	Running Slope	5.0-6.0%	5 ft	13	REF		
42673	403.4 to 404.4 feet	Vertical Change	-.67	5 ft	5	REF		
5774	403.7 to 421.3 feet	Cross Slope (PAR)	3.0-4.0%	5 ft	88	SF	$120	**$10,560**
45728	406.6 to 407.6 feet	Vertical Change	-.49	5 ft	5	REF		
44657	411.1 to 412.1 feet	Vertical Change	-.54	5 ft	5	REF		
45934	416.1 to 417.1 feet	Vertical Change	-.48	5 ft	5	REF		
49056	421.1 to 422.1 feet	Vertical Change	-.36	5 ft	5	REF		
5777	421.3 to 448.7 feet	Cross Slope (PAR)	2.0-3.0%	5 ft	137	SF	$120	**$16,440**
46838	426.2 to 427.2 feet	Vertical Change	-.44	5 ft	5	REF		
45729	431.8 to 432.8 feet	Vertical Change	-.49	5 ft	5	REF		
46602	436.6 to 437.6 feet	Vertical Change	-.45	5 ft	5	REF		

Funding Source: TBD **Year to be Completed** TBD

Street Side	Run ID	Survey Street Name	Starting Street Name	End Street Name	Priority
E	1908220929	PENNY ST	ROSEHILL DR	CALAVERAS ST	93.25

ID	Dist. from Corner	Barrier Type	As-is Measurement/Notes	Sidewalk Width	Qty	Unit	Cost	Total
58034	444.8 to 472.3 feet	Driveway				REF		
5779	448.7 to 451.2 feet	**Cross Slope (Driveway)**	4.0-5.0%	5 ft	13	SF	$40	**$500**
5780	454.4 to 471.5 feet	**Cross Slope (Driveway)**	10.0-11.0%	5 ft	86	SF	$40	**$3,420**
5782	474.8 to 497.8 feet	Cross Slope (PAR)	4.0-5.0%	5 ft	115	SF	$120	**$13,800**
50755	477.1 to 478.1 feet	**Vertical Change**	-.31	5 ft	5	REF		
50756	487.4 to 488.4 feet	**Vertical Change**	-.31	5 ft	5	REF		
5786	497.8 to 507.6 feet	Cross Slope (PAR)	2.0-3.0%	5 ft	49	SF	$120	**$5,880**

TOTAL COST FOR: E *side of* **PENNY ST** *Starting at:* **ROSEHILL DR** **$220,320.00**

Funding Source: TBD **Year to be Completed** TBD

Street Side	Run ID	Survey Street Name	Starting Street Name	End Street Name	Priority
S	1908221445	PHILLIP CT	104 PHILLIP CT	PHILLIP WAY	79

ID	Dist. from Corner	Barrier Type	As-is Measurement/Notes	Sidewalk Width	Qty	Unit	Cost	Total
9574	0.0 to 8.1 feet	Cross Slope (PAR)	4.0-5.0%	5 ft	41	SF	$120	**$4,860**
50838	0.7 to 1.7 feet	**Vertical Change**	-.31	5 ft	5	REF		
58389	2.7 to 43.9 feet	Driveway				REF		
53678	7.8 to 8.8 feet	**Vertical Change**	-.26	5 ft	5	REF		
56982	7.8 to 8.8 feet	**Vertical Change**	.58	5 ft	5	REF		
9578	8.1 to 9.3 feet	**Cross Slope (Driveway)**	2.0-3.0%	5 ft	6	SF	$40	**$240**
9579	12.1 to 19.4 feet	**Cross Slope (Driveway)**	7.0-8.0%	5 ft	36	SF	$40	**$1,460**
9583	19.4 to 35.0 feet	**Cross Slope (Driveway)**	5.0-6.0%	5 ft	78	SF	$40	**$3,120**
43279	23.2 to 24.2 feet	**Vertical Change**	-.62	5 ft	5	REF		
53149	33.2 to 34.2 feet	**Vertical Change**	-.27	5 ft	5	REF		
9584	35.0 to 41.9 feet	**Cross Slope (Driveway)**	6.0-7.0%	5 ft	35	SF	$40	**$1,380**
9586	44.3 to 45.5 feet	**Cross Slope (Driveway)**	3.0-4.0%	5 ft	6	SF	$40	**$240**
53679	45.1 to 46.1 feet	**Vertical Change**	-.26	5 ft	5	REF		
9587	45.5 to 69.8 feet	Cross Slope (PAR)	2.0-3.0%	5 ft	122	SF	$120	**$14,580**
47355	48.6 to 49.6 feet	**Vertical Change**	-.42	5 ft	5	REF		
43602	53.1 to 54.1 feet	**Vertical Change**	-.6	5 ft	5	REF		
58390	64.0 to 96.3 feet	Driveway				REF		
9592	73.1 to 80.3 feet	**Cross Slope (Driveway)**	9.0-10.0%	5 ft	36	SF	$40	**$1,440**
9595	80.3 to 89.3 feet	**Cross Slope (Driveway)**	7.0-8.0%	5 ft	45	SF	$40	**$1,800**
51754	81.0 to 82.0 feet	**Vertical Change**	-.3	5 ft	5	REF		
9597	89.3 to 92.9 feet	**Cross Slope (Driveway)**	9.0-10.0%	5 ft	18	SF	$40	**$720**
9598	95.9 to 106.1 feet	**Cross Slope (Driveway)**	4.0-5.0%	5 ft	51	SF	$40	**$2,040**
54032	105.4 to 106.4 feet	**Vertical Change**	-.25	5 ft	5	REF		
9600	106.1 to 116.4 feet	Cross Slope (PAR)	2.0-3.0%	5 ft	52	SF	$120	**$6,180**
50839	114.1 to 115.1 feet	**Vertical Change**	-.31	5 ft	5	REF		
9601	126.2 to 141.2 feet	Cross Slope (PAR)	2.0-3.0%	5 ft	75	SF	$120	**$9,000**
46656	128.4 to 129.4 feet	**Vertical Change**	-.45	5 ft	5	REF		
58391	133.9 to 161.8 feet	Driveway				REF		

Funding Source: TBD **Year to be Completed** TBD

Street Side	Run ID	Survey Street Name	Starting Street Name	End Street Name	Priority
S	1908221445	PHILLIP CT	104 PHILLIP CT	PHILLIP WAY	79

ID	Dist. from Corner	Barrier Type	As-is Measurement/Notes	Sidewalk Width	Qty	Unit	Cost	Total
43603	136.4 to 137.4 feet	Vertical Change	-.6	5 ft	5	REF		
53680	140.8 to 141.8 feet	Vertical Change	-.26	5 ft	5	REF		
9603	142.8 to 151.1 feet	Cross Slope (Driveway)	6.0-7.0%	5 ft	41	SF	$40	**$1,660**
43738	150.3 to 151.3 feet	Vertical Change	-.59	5 ft	5	REF		
9606	151.1 to 163.2 feet	Cross Slope (Driveway)	5.0-6.0%	5 ft	60	SF	$40	**$2,420**
49427	160.0 to 161.0 feet	Vertical Change	-.35	5 ft	5	REF		
9608	163.2 to 170.9 feet	Cross Slope (PAR)	3.0-4.0%	5 ft	39	SF	$120	**$4,620**
43739	166.8 to 167.8 feet	Vertical Change	-.59	5 ft	5	REF		
9609	170.9 to 173.5 feet	Cross Slope (PAR)	2.0-3.0%	5 ft	13	SF	$120	**$1,560**
9611	173.5 to 196.5 feet	Cross Slope (PAR)	4.0-5.0%	5 ft	115	SF	$120	**$13,800**
46888	181.5 to 182.5 feet	Vertical Change	-.44	5 ft	5	REF		
41680	191.1 to 192.1 feet	Vertical Change	-.91	5 ft	5	REF		
9616	196.5 to 202.6 feet	Cross Slope (PAR)	2.0-3.0%	5 ft	31	SF	$120	**$3,660**

TOTAL COST FOR: S *side of* **PHILLIP CT** *Starting at:* **104 PHILLIP CT** **$74,780.00**

Funding Source: TBD **Year to be Completed** TBD

Street Side	Run ID	Survey Street Name	Starting Street Name	End Street Name	Priority
N	1908221443	PHILLIP CT	PHILLIP WAY	104 PHILLIP CT	66.5

ID	Dist. from Corner	Barrier Type	As-is Measurement/Notes	Sidewalk Width	Qty	Unit	Cost	Total
9550	0.0 to 33.8 feet	Cross Slope (PAR)	4.0-5.0%	5 ft	169	SF	$120	**$20,280**
42143	5.3 to 6.3 feet	**Vertical Change**	-.74	5 ft	5	REF		
44888	14.1 to 15.1 feet	**Vertical Change**	-.53	5 ft	5	REF		
42908	23.1 to 24.1 feet	**Vertical Change**	-.65	5 ft	5	REF		
58387	23.3 to 50.0 feet	Driveway				REF		
44700	26.7 to 27.7 feet	**Vertical Change**	-.54	5 ft	5	REF		
44077	30.9 to 31.9 feet	**Vertical Change**	-.57	5 ft	5	REF		
9554	33.8 to 46.1 feet	**Cross Slope (Driveway)**	2.0-3.0%	5 ft	62	SF	$40	**$2,460**
43278	41.7 to 42.7 feet	**Vertical Change**	-.62	5 ft	5	REF		
9556	46.1 to 53.8 feet	**Cross Slope (Driveway)**	4.0-5.0%	5 ft	39	SF	$40	**$1,540**
44078	51.8 to 52.8 feet	**Vertical Change**	-.57	5 ft	5	REF		
56975	51.9 to 52.9 feet	**Vertical Change**	.57	5 ft	5	REF		
45562	53.4 to 54.4 feet	**Vertical Change**	-.5	5 ft	5	REF		
9558	53.8 to 91.0 feet	Cross Slope (PAR)	2.0-3.0%	5 ft	186	SF	$120	**$22,320**
42585	56.6 to 57.6 feet	**Vertical Change**	-.68	5 ft	5	REF		
42491	66.7 to 67.7 feet	**Vertical Change**	-.69	5 ft	5	REF		
42586	76.9 to 77.9 feet	**Vertical Change**	-.68	5 ft	5	REF		
58388	86.3 to 113.5 feet	Driveway				REF		
48013	87.3 to 88.3 feet	**Vertical Change**	-.4	5 ft	5	REF		
41864	90.6 to 91.6 feet	**Vertical Change**	-.81	5 ft	5	REF		
9560	91.0 to 92.2 feet	**Cross Slope (Driveway)**	4.0-5.0%	5 ft	6	SF	$40	**$240**
48844	93.4 to 94.4 feet	**Vertical Change**	-.37	5 ft	5	REF		
9561	93.9 to 102.6 feet	**Cross Slope (Driveway)**	7.0-8.0%	5 ft	44	SF	$40	**$1,740**
45563	101.9 to 102.9 feet	**Vertical Change**	-.5	5 ft	5	REF		
9563	102.6 to 105.5 feet	**Cross Slope (Driveway)**	9.0-10.0%	5 ft	15	SF	$40	**$580**
9565	105.5 to 110.8 feet	**Cross Slope (Driveway)**	11.0-12.0%	5 ft	27	SF	$40	**$1,060**
43009	114.8 to 117.5 feet	**Vertical Change**	-.64	5 ft	14	REF		
9567	115.2 to 116.8 feet	Cross Slope (PAR)	3.0-4.0%	5 ft	8	SF	$120	**$960**

Funding Source: TBD **Year to be Completed** TBD

Street Side	Run ID	Survey Street Name	Starting Street Name	End Street Name	Priority
N	1908221443	PHILLIP CT	PHILLIP WAY	104 PHILLIP CT	66.5

ID	Dist. from Corner	Barrier Type	As-is Measurement/Notes	Sidewalk Width	Qty	Unit	Cost	Total
9568	116.8 to 140.0 feet	Cross Slope (PAR)	2.0-3.0%	5 ft	116	SF	$120	**$13,920**
42587	128.6 to 129.6 feet	**Vertical Change**	-.68	5 ft	5	REF		
51	140.0 to 141.0 feet	**Continuous Width**		5 ft	5	SF	$120	**$600**

TOTAL COST FOR: N *side of* **PHILLIP CT** *Starting at:* **PHILLIP WAY** **$65,700.00**

Funding Source: TBD **Year to be Completed** TBD

Street Side	Run ID	Survey Street Name	Starting Street Name	End Street Name	Priority
E	1908221424	PHILLIP WAY	ELM AVE	ROSE AVE	85

ID	Dist. from Corner	Barrier Type	As-is Measurement/Notes	Sidewalk Width	Qty	Unit	Cost	Total
8942	0.0 to 6.7 feet	Cross Slope (PAR)	3.0-4.0%	5 ft	34	SF	$120	**$4,020**
58336	5.3 to 29.8 feet	Driveway				REF		
8943	6.7 to 9.8 feet	**Cross Slope (Driveway)**	2.0-3.0%	5 ft	16	SF	$40	**$620**
8944	13.8 to 27.8 feet	**Cross Slope (Driveway)**	10.0-11.0%	5 ft	70	SF	$40	**$2,800**
47340	20.0 to 21.0 feet	**Vertical Change**	-.42	5 ft	5	REF		
8946	31.0 to 42.9 feet	Cross Slope (PAR)	2.0-3.0%	5 ft	60	SF	$120	**$7,140**
53139	34.5 to 35.5 feet	**Vertical Change**	-.27	5 ft	5	REF		
58337	36.8 to 58.8 feet	Driveway				REF		
49417	39.7 to 40.7 feet	**Vertical Change**	-.35	5 ft	5	REF		
8949	46.6 to 62.5 feet	**Cross Slope (Driveway)**	11.0-12.0%	5 ft	80	SF	$40	**$3,180**
8951	65.6 to 106.1 feet	Cross Slope (PAR)	4.0-5.0%	5 ft	203	SF	$120	**$24,300**
52629	65.9 to 66.9 feet	**Vertical Change**	-.28	5 ft	5	REF		
43422	68.7 to 69.7 feet	**Vertical Change**	-.61	5 ft	5	REF		
45258	71.8 to 72.8 feet	**Vertical Change**	-.51	5 ft	5	REF		
42095	82.5 to 83.5 feet	**Vertical Change**	-.75	5 ft	5	REF		
47580	92.8 to 93.8 feet	**Vertical Change**	-.41	5 ft	5	REF		
44877	96.5 to 97.5 feet	**Vertical Change**	-.53	5 ft	5	REF		
58338	98.2 to 125.4 feet	Driveway				REF		
50061	102.0 to 103.0 feet	**Vertical Change**	-.33	5 ft	5	REF		
41944	103.4 to 107.3 feet	**Vertical Change**	-.79	5 ft	20	REF		
8955	106.1 to 108.5 feet	**Cross Slope (Driveway)**	2.0-3.0%	5 ft	12	SF	$40	**$480**
8957	109.4 to 110.6 feet	**Cross Slope (Driveway)**	5.0-6.0%	5 ft	6	SF	$40	**$240**
8958	110.6 to 117.0 feet	**Cross Slope (Driveway)**	6.0-7.0%	5 ft	32	SF	$40	**$1,280**
8959	117.0 to 126.8 feet	**Cross Slope (Driveway)**	5.0-6.0%	5 ft	49	SF	$40	**$1,960**
44066	117.8 to 118.8 feet	**Vertical Change**	-.57	5 ft	5	REF		
8961	126.8 to 128.3 feet	Cross Slope (PAR)	3.0-4.0%	5 ft	8	SF	$120	**$900**
8962	128.3 to 172.3 feet	Cross Slope (PAR)	2.0-3.0%	5 ft	220	SF	$120	**$26,400**
42579	129.1 to 130.1 feet	**Vertical Change**	-.68	5 ft	5	REF		

Funding Source: TBD **Year to be Completed** TBD

Street Side	Run ID	Survey Street Name	Starting Street Name	End Street Name	Priority
E	1908221424	PHILLIP WAY	ELM AVE	ROSE AVE	85

ID	Dist. from Corner	Barrier Type	As-is Measurement/Notes	Sidewalk Width	Qty	Unit	Cost	Total
46878	133.7 to 134.7 feet	Vertical Change	-.44	5 ft	5	REF		
48251	147.5 to 148.5 feet	Vertical Change	-.39	5 ft	5	REF		
50826	156.6 to 157.6 feet	Vertical Change	-.31	5 ft	5	REF		
45552	159.9 to 160.9 feet	Vertical Change	-.5	5 ft	5	REF		
58339	161.3 to 189.8 feet	Driveway				REF		
54027	167.3 to 168.3 feet	Vertical Change	-.25	5 ft	5	REF		
8964	172.3 to 184.5 feet	Cross Slope (Driveway)	4.0-5.0%	5 ft	61	SF	$40	**$2,440**
42136	181.9 to 182.9 feet	Vertical Change	-.74	5 ft	5	REF		
8966	184.5 to 191.8 feet	Cross Slope (Driveway)	6.0-7.0%	5 ft	37	SF	$40	**$1,460**
8967	191.8 to 192.8 feet	Cross Slope (PAR)	5.0-6.0%	5 ft	5	SF	$120	**$600**
8968	193.5 to 194.8 feet	Cross Slope (PAR)	3.0-4.0%	5 ft	7	SF	$120	**$780**
45971	194.2 to 198.2 feet	Vertical Change	-.48	5 ft	20	REF		
8969	194.8 to 199.3 feet	Cross Slope (PAR)	2.0-3.0%	5 ft	23	SF	$120	**$2,700**
8971	199.3 to 250.0 feet	Cross Slope (PAR)	4.0-5.0%	5 ft	254	SF	$120	**$30,420**
42298	201.0 to 202.0 feet	Vertical Change	-.71	5 ft	5	REF		
42900	211.1 to 212.1 feet	Vertical Change	-.65	5 ft	5	REF		
46419	220.3 to 221.3 feet	Vertical Change	-.46	5 ft	5	REF		
48252	228.3 to 229.3 feet	Vertical Change	-.39	5 ft	5	REF		
47581	238.4 to 239.4 feet	Vertical Change	-.41	5 ft	5	REF		
44256	248.4 to 249.4 feet	Vertical Change	-.56	5 ft	5	REF		
8978	250.0 to 261.6 feet	Cross Slope (PAR)	2.0-3.0%	5 ft	58	SF	$120	**$6,960**
58340	256.1 to 282.8 feet	Driveway				REF		
44878	258.9 to 259.9 feet	Vertical Change	-.53	5 ft	5	REF		
8980	261.6 to 262.6 feet	Cross Slope (Driveway)	4.0-5.0%	5 ft	5	SF	$40	**$200**
8981	265.6 to 277.2 feet	Cross Slope (Driveway)	9.0-10.0%	5 ft	58	SF	$40	**$2,320**
46879	273.1 to 274.1 feet	Vertical Change	-.44	5 ft	5	REF		
8983	277.2 to 281.0 feet	Cross Slope (Driveway)	11.0-12.0%	5 ft	19	SF	$40	**$760**
52164	284.0 to 285.0 feet	Vertical Change	-.29	5 ft	5	LF	$75	**$375**

Funding Source: TBD **Year to be Completed** TBD

Street Side	Run ID	Survey Street Name	Starting Street Name	End Street Name	Priority
E	1908221424	PHILLIP WAY	ELM AVE	ROSE AVE	85

ID	Dist. from Corner	Barrier Type	As-is Measurement/Notes	Sidewalk Width	Qty	Unit	Cost	Total
8985	285.2 to 299.0 feet	Cross Slope (PAR)	2.0-3.0%	5 ft	69	SF	$120	**$8,280**
43423	287.0 to 290.8 feet	**Vertical Change**	-.61	5 ft	19	REF		
58341	290.2 to 331.2 feet	Driveway				REF		
52165	298.3 to 299.3 feet	**Vertical Change**	-.29	5 ft	5	REF		
8987	302.5 to 307.8 feet	**Cross Slope (Driveway)**	9.0-10.0%	5 ft	27	SF	$40	**$1,060**
45259	306.2 to 307.2 feet	**Vertical Change**	-.51	5 ft	5	REF		
8989	307.8 to 328.3 feet	**Cross Slope (Driveway)**	7.0-8.0%	5 ft	103	SF	$40	**$4,100**
41787	309.7 to 310.7 feet	**Vertical Change**	-.85	5 ft	5	REF		
41898	319.6 to 320.6 feet	**Vertical Change**	-.8	5 ft	5	REF		
47341	323.7 to 324.7 feet	**Vertical Change**	-.42	5 ft	5	REF		
8995	331.3 to 351.4 feet	**Cross Slope (Driveway)**	3.0-4.0%	5 ft	101	SF	$40	**$4,020**
47110	332.0 to 333.0 feet	**Vertical Change**	-.43	5 ft	5	REF		
43004	338.9 to 339.9 feet	**Vertical Change**	-.64	5 ft	5	REF		
42786	349.0 to 350.0 feet	**Vertical Change**	-.66	5 ft	5	REF		
8996	351.4 to 389.3 feet	Cross Slope (PAR)	2.0-3.0%	5 ft	190	SF	$120	**$22,740**
45769	353.9 to 354.9 feet	**Vertical Change**	-.49	5 ft	5	REF		
45260	359.4 to 360.4 feet	**Vertical Change**	-.51	5 ft	5	REF		
42580	369.6 to 370.6 feet	**Vertical Change**	-.68	5 ft	5	REF		
58342	379.5 to 407.8 feet	Driveway				REF		
48534	380.2 to 381.2 feet	**Vertical Change**	-.38	5 ft	5	REF		
46647	384.3 to 385.3 feet	**Vertical Change**	-.45	5 ft	5	REF		
9004	389.3 to 390.4 feet	**Cross Slope (Driveway)**	4.0-5.0%	5 ft	6	SF	$40	**$220**
9005	391.3 to 405.2 feet	**Cross Slope (Driveway)**	6.0-7.0%	5 ft	70	SF	$40	**$2,780**
48253	398.7 to 399.7 feet	**Vertical Change**	-.39	5 ft	5	REF		
9007	405.2 to 407.1 feet	**Cross Slope (Driveway)**	8.0-9.0%	5 ft	10	SF	$40	**$380**
9008	409.6 to 441.7 feet	Cross Slope (PAR)	4.0-5.0%	5 ft	161	SF	$120	**$19,260**
50062	413.0 to 414.0 feet	**Vertical Change**	-.33	5 ft	5	REF		
58343	418.0 to 447.6 feet	Driveway				REF		

Funding Source: TBD **Year to be Completed** TBD

Street Side	Run ID	Survey Street Name	Starting Street Name	End Street Name	Priority
E	1908221424	PHILLIP WAY	ELM AVE	ROSE AVE	85

ID	Dist. from Corner	Barrier Type	As-is Measurement/Notes	Sidewalk Width	Qty	Unit	Cost	Total
50063	421.4 to 422.4 feet	Vertical Change	-.33	5 ft	5	REF		
42299	424.0 to 425.0 feet	Vertical Change	-.71	5 ft	5	REF		
52166	427.0 to 428.0 feet	Vertical Change	-.29	5 ft	5	REF		
43733	438.4 to 439.4 feet	Vertical Change	-.59	5 ft	5	REF		
9013	441.7 to 446.7 feet	Cross Slope (Driveway)	6.0-7.0%	5 ft	25	SF	$40	**$1,000**
9015	449.2 to 494.1 feet	Cross Slope (PAR)	2.0-3.0%	5 ft	225	SF	$120	**$26,940**
41899	452.9 to 453.9 feet	Vertical Change	-.8	5 ft	5	REF		
48001	463.6 to 464.6 feet	Vertical Change	-.4	5 ft	5	REF		
47582	476.1 to 477.1 feet	Vertical Change	-.41	5 ft	5	REF		
48833	485.9 to 486.9 feet	Vertical Change	-.37	5 ft	5	REF		
58344	486.9 to 512.9 feet	Driveway				REF		
45553	489.4 to 490.4 feet	Vertical Change	-.5	5 ft	5	REF		
9021	496.5 to 511.7 feet	Cross Slope (Driveway)	7.0-8.0%	5 ft	76	SF	$40	**$3,040**
45058	504.1 to 505.1 feet	Vertical Change	-.52	5 ft	5	REF		
51745	509.4 to 510.4 feet	Vertical Change	-.3	5 ft	5	REF		
9025	514.4 to 538.7 feet	Cross Slope (PAR)	3.0-4.0%	5 ft	122	SF	$120	**$14,580**
43005	517.5 to 518.5 feet	Vertical Change	-.64	5 ft	5	REF		
42581	527.9 to 528.9 feet	Vertical Change	-.68	5 ft	5	REF		
9030	538.7 to 549.8 feet	Cross Slope (PAR)	2.0-3.0%	5 ft	55	SF	$120	**$6,660**
57157	548.6 to 549.6 feet	Vertical Change	.67	5 ft	5	REF		
58345	551.7 to 578.8 feet	Driveway				REF		
9031	552.3 to 558.2 feet	Cross Slope (Driveway)	2.0-3.0%	5 ft	30	SF	$40	**$1,180**
45972	554.0 to 555.0 feet	Vertical Change	-.48	5 ft	5	REF		
52167	557.1 to 558.1 feet	Vertical Change	-.29	5 ft	5	REF		
9033	561.4 to 575.9 feet	Cross Slope (Driveway)	8.0-9.0%	5 ft	73	SF	$40	**$2,900**
45554	568.4 to 569.4 feet	Vertical Change	-.5	5 ft	5	REF		
9038	578.8 to 621.9 feet	Cross Slope (Driveway)	2.0-3.0%	5 ft	216	SF	$40	**$8,620**
52630	579.8 to 580.8 feet	Vertical Change	-.28	5 ft	5	REF		

Funding Source: TBD **Year to be Completed** TBD

Street Side	Run ID	Survey Street Name	Starting Street Name	End Street Name	Priority
E	1908221424	PHILLIP WAY	ELM AVE	ROSE AVE	85

ID	Dist. from Corner	Barrier Type	As-is Measurement/Notes	Sidewalk Width	Qty	Unit	Cost	Total
42137	582.9 to 583.9 feet	Vertical Change	-.74	5 ft	5	REF		
47342	600.2 to 603.1 feet	Vertical Change	-.42	5 ft	14	REF		
44879	610.4 to 611.4 feet	Vertical Change	-.53	5 ft	5	REF		
58346	615.0 to 641.8 feet	Driveway				REF		
46880	617.5 to 618.5 feet	Vertical Change	-.44	5 ft	5	REF		
9043	625.5 to 631.3 feet	Cross Slope (Driveway)	8.0-9.0%	5 ft	29	SF	$40	**$1,160**
9045	631.3 to 638.9 feet	Cross Slope (Driveway)	6.0-7.0%	5 ft	38	SF	$40	**$1,520**
45555	631.9 to 632.9 feet	Vertical Change	-.5	5 ft	5	REF		
47583	643.5 to 647.3 feet	Vertical Change	-.41	5 ft	19	REF		
9046	643.8 to 681.7 feet	Cross Slope (PAR)	2.0-3.0%	5 ft	190	SF	$120	**$22,740**
45556	651.5 to 652.5 feet	Vertical Change	-.5	5 ft	5	REF		
53140	661.3 to 662.3 feet	Vertical Change	-.27	5 ft	5	REF		
49418	670.8 to 671.8 feet	Vertical Change	-.35	5 ft	5	REF		
58347	677.1 to 705.4 feet	Driveway				REF		
45059	677.8 to 678.8 feet	Vertical Change	-.52	5 ft	5	REF		
9052	684.6 to 688.0 feet	Cross Slope (Driveway)	8.0-9.0%	5 ft	17	SF	$40	**$680**
9054	688.0 to 689.8 feet	Cross Slope (Driveway)	6.0-7.0%	5 ft	9	SF	$40	**$360**
9055	689.8 to 698.2 feet	Cross Slope (Driveway)	5.0-6.0%	5 ft	42	SF	$40	**$1,680**
49115	692.2 to 693.2 feet	Vertical Change	-.36	5 ft	5	REF		
9056	698.2 to 700.8 feet	Cross Slope (Driveway)	6.0-7.0%	5 ft	13	SF	$40	**$520**
9057	704.9 to 745.1 feet	Cross Slope (Driveway)	2.0-3.0%	5 ft	201	SF	$40	**$8,040**
42787	706.8 to 707.8 feet	Vertical Change	-.66	5 ft	5	REF		
48254	720.2 to 721.2 feet	Vertical Change	-.39	5 ft	5	REF		
46185	730.3 to 731.3 feet	Vertical Change	-.47	5 ft	5	REF		
58348	735.8 to 763.7 feet	Driveway				REF		
46648	737.9 to 741.6 feet	Vertical Change	-.45	5 ft	19	REF		
9063	745.1 to 755.7 feet	Cross Slope (Driveway)	4.0-5.0%	5 ft	53	SF	$40	**$2,120**
43594	753.2 to 754.2 feet	Vertical Change	-.6	5 ft	5	REF		

Funding Source: TBD **Year to be Completed** TBD

Street Side	Run ID	Survey Street Name	Starting Street Name	End Street Name	Priority
E	1908221424	PHILLIP WAY	ELM AVE	ROSE AVE	85

ID	Dist. from Corner	Barrier Type	As-is Measurement/Notes	Sidewalk Width	Qty	Unit	Cost	Total
9067	755.7 to 796.2 feet	Cross Slope (Driveway)	2.0-3.0%	5 ft	203	SF	$40	**$8,100**
48002	765.4 to 766.4 feet	Vertical Change	-.4	5 ft	5	REF		
48003	768.7 to 769.7 feet	Vertical Change	-.4	5 ft	5	REF		
43734	772.4 to 773.4 feet	Vertical Change	-.59	5 ft	5	REF		
46186	782.1 to 783.1 feet	Vertical Change	-.47	5 ft	5	REF		
49116	791.9 to 792.9 feet	Vertical Change	-.36	5 ft	5	REF		

TOTAL COST FOR: E *side of* **PHILLIP WAY** *Starting at:* **ELM AVE** **$297,015.00**

Funding Source: TBD **Year to be Completed** TBD

Street Side	Run ID	Survey Street Name	Starting Street Name	End Street Name	Priority
W	1908221442	PHILLIP WAY	MOLLY AVE	PHILLIP CT	44

ID	Dist. from Corner	Barrier Type	As-is Measurement/Notes	Sidewalk Width	Qty	Unit	Cost	Total
9525	0.0 to 12.1 feet	Cross Slope (PAR)	3.0-4.0%	5 ft	61	SF	$120	**$7,260**
52636	2.1 to 3.1 feet	**Vertical Change**	-.28	5 ft	5	REF		
41286	4.5 to 5.5 feet	**Vertical Change**	-1.63	5 ft	5	REF		
9528	12.1 to 67.0 feet	Cross Slope (PAR)	2.0-3.0%	5 ft	275	SF	$120	**$32,940**
45778	14.5 to 15.5 feet	**Vertical Change**	-.49	5 ft	5	REF		
48843	34.5 to 35.5 feet	**Vertical Change**	-.37	5 ft	5	REF		
9533	67.0 to 75.0 feet	Cross Slope (PAR)	4.0-5.0%	5 ft	40	SF	$120	**$4,800**
9535	75.0 to 80.3 feet	Cross Slope (PAR)	2.0-3.0%	5 ft	27	SF	$120	**$3,180**
53148	76.1 to 77.1 feet	**Vertical Change**	-.27	5 ft	5	REF		
9536	104.8 to 117.3 feet	Cross Slope (PAR)	2.0-3.0%	5 ft	63	SF	$120	**$7,500**
45979	117.0 to 118.0 feet	**Vertical Change**	-.48	5 ft	5	REF		
9538	117.3 to 163.4 feet	Cross Slope (PAR)	4.0-5.0%	5 ft	231	SF	$120	**$27,660**
52177	137.9 to 138.9 feet	**Vertical Change**	-.29	5 ft	5	REF		
56916	152.8 to 153.8 feet	**Vertical Change**	.51	5 ft	5	REF		
49124	157.0 to 158.0 feet	**Vertical Change**	-.36	5 ft	5	REF		
50836	160.1 to 161.1 feet	**Vertical Change**	-.31	5 ft	5	REF		
9540	163.4 to 189.3 feet	Cross Slope (PAR)	2.0-3.0%	5 ft	130	SF	$120	**$15,540**
46434	168.9 to 169.9 feet	**Vertical Change**	-.46	5 ft	5	REF		
51753	179.7 to 180.7 feet	**Vertical Change**	-.3	5 ft	5	REF		
9546	189.3 to 197.0 feet	Cross Slope (PAR)	4.0-5.0%	5 ft	39	SF	$120	**$4,620**
50837	189.6 to 190.6 feet	**Vertical Change**	-.31	5 ft	5	REF		

TOTAL COST FOR: W *side of* **PHILLIP WAY** *Starting at:* **MOLLY AVE** **$103,500.00**

Funding Source: TBD **Year to be Completed** TBD

Street Side	Run ID	Survey Street Name	Starting Street Name	End Street Name	Priority
W	1908221448	PHILLIP WAY	PHILLIP CT	ELM AVE	43

ID	Dist. from Corner	Barrier Type	As-is Measurement/Notes	Sidewalk Width	Qty	Unit	Cost	Total
9617	0.2 to 233.8 feet	Cross Slope (PAR)	2.0-3.0%	5 ft	1168	SF	$120	**$140,160**
46889	13.7 to 14.7 feet	Vertical Change	-.44	5 ft	5	REF		
46435	22.8 to 23.8 feet	Vertical Change	-.46	5 ft	5	REF		
42492	43.3 to 44.3 feet	Vertical Change	-.69	5 ft	5	REF		
44701	64.1 to 65.1 feet	Vertical Change	-.54	5 ft	5	REF		
44079	84.5 to 85.5 feet	Vertical Change	-.57	5 ft	5	REF		
47590	104.7 to 105.7 feet	Vertical Change	-.41	5 ft	5	REF		
43740	125.3 to 126.3 feet	Vertical Change	-.59	5 ft	5	REF		
44080	135.7 to 136.7 feet	Vertical Change	-.57	5 ft	5	REF		
50447	158.7 to 159.7 feet	Vertical Change	-.32	5 ft	5	REF		
43604	188.9 to 189.9 feet	Vertical Change	-.6	5 ft	5	REF		
48014	198.4 to 199.4 feet	Vertical Change	-.4	5 ft	5	REF		
49750	208.0 to 209.0 feet	Vertical Change	-.34	5 ft	5	REF		
52	208.4 to 209.4 feet	Continuous Width		5 ft	5	SF	$120	**$600**
43138	220.0 to 221.0 feet	Vertical Change	-.63	5 ft	5	REF		
45779	228.7 to 229.7 feet	Vertical Change	-.49	5 ft	5	REF		

TOTAL COST FOR: W *side of* **PHILLIP WAY** *Starting at:* **PHILLIP CT** **$140,760.00**

Funding Source: TBD **Year to be Completed** TBD

Street Side	Run ID	Survey Street Name	Starting Street Name	End Street Name	Priority
W	1908221431	PHILLIP WAY	ROSE AVE	MOLLY AVE	38

ID	Dist. from Corner	Barrier Type	As-is Measurement/Notes	Sidewalk Width	Qty	Unit	Cost	Total
9248	0.0 to 5.2 feet	Cross Slope (PAR)	2.0-3.0%	5 ft	26	SF	$120	**$3,120**
53674	2.2 to 3.2 feet	Vertical Change	-.26	5 ft	5	REF		
9250	5.2 to 23.8 feet	Cross Slope (PAR)	4.0-5.0%	5 ft	93	SF	$120	**$11,160**
46427	6.2 to 7.2 feet	Vertical Change	-.46	5 ft	5	REF		
46193	18.9 to 19.9 feet	Vertical Change	-.47	5 ft	5	REF		
9252	23.8 to 72.9 feet	Cross Slope (PAR)	2.0-3.0%	5 ft	246	SF	$120	**$29,460**
50830	29.5 to 30.5 feet	Vertical Change	-.31	5 ft	5	REF		
48838	40.5 to 41.5 feet	Vertical Change	-.37	5 ft	5	REF		
45066	51.0 to 52.0 feet	Vertical Change	-.52	5 ft	5	REF		
52171	70.1 to 71.1 feet	Vertical Change	-.29	5 ft	5	REF		
9255	72.9 to 97.2 feet	Cross Slope (PAR)	4.0-5.0%	5 ft	121	SF	$120	**$14,580**
50831	82.2 to 83.2 feet	Vertical Change	-.31	5 ft	5	REF		
9259	97.2 to 187.0 feet	Cross Slope (PAR)	2.0-3.0%	5 ft	449	SF	$120	**$53,880**
50445	103.0 to 104.0 feet	Vertical Change	-.32	5 ft	5	REF		
49120	124.1 to 125.1 feet	Vertical Change	-.36	5 ft	5	REF		
50832	144.5 to 145.5 feet	Vertical Change	-.31	5 ft	5	REF		
49746	175.5 to 176.5 feet	Vertical Change	-.34	5 ft	5	REF		
42789	185.9 to 186.9 feet	Vertical Change	-.66	5 ft	5	REF		
9263	187.0 to 191.2 feet	Cross Slope (PAR)	4.0-5.0%	5 ft	21	SF	$120	**$2,520**

TOTAL COST FOR: W *side of* **PHILLIP WAY** *Starting at:* **ROSE AVE** **$114,720.00**

Funding Source: TBD **Year to be Completed** TBD

Street Side	Run ID	Survey Street Name	Starting Street Name	End Street Name	Priority
N	1908221507	PINE CT	309 PINE CT	PINE ST	69.25

ID	Dist. from Corner	Barrier Type	As-is Measurement/Notes	Sidewalk Width	Qty	Unit	Cost	Total
9905	0.0 to 84.7 feet	Cross Slope (PAR)	2.0-3.0%	5 ft	424	SF	$120	**$50,820**
41593	0.2 to 1.2 feet	Vertical Change	-.99	5 ft	5	REF		
49436	2.1 to 10.3 feet	Vertical Change	-.35	5 ft	41	REF		
41946	11.4 to 12.4 feet	Vertical Change	-.79	5 ft	5	REF		
50083	13.4 to 16.5 feet	Vertical Change	-.33	5 ft	16	REF		
45985	24.4 to 27.4 feet	Vertical Change	-.48	5 ft	15	REF		
45078	33.1 to 40.6 feet	Vertical Change	-.52	5 ft	38	REF		
41904	41.8 to 42.8 feet	Vertical Change	-.8	5 ft	5	REF		
52651	44.0 to 47.2 feet	Vertical Change	-.28	5 ft	16	REF		
41729	50.5 to 51.5 feet	Vertical Change	-.88	5 ft	5	REF		
50856	52.8 to 58.2 feet	Vertical Change	-.31	5 ft	27	REF		
41708	59.4 to 60.4 feet	Vertical Change	-.89	5 ft	5	REF		
51770	61.5 to 75.8 feet	Vertical Change	-.3	5 ft	72	REF		
50470	79.1 to 82.1 feet	Vertical Change	-.32	5 ft	15	REF		
9912	90.6 to 126.3 feet	Cross Slope (PAR)	2.0-3.0%	5 ft	179	SF	$120	**$21,420**
45569	92.4 to 93.4 feet	Vertical Change	-.5	5 ft	5	REF		
53166	96.6 to 97.6 feet	Vertical Change	-.27	5 ft	5	REF		
44893	98.6 to 99.6 feet	Vertical Change	-.53	5 ft	5	REF		
52652	102.8 to 116.7 feet	Vertical Change	-.28	5 ft	70	REF		
58401	118.0 to 151.3 feet	Driveway				REF		
51772	120.4 to 126.2 feet	Vertical Change	-.3	5 ft	29	REF		
9916	129.8 to 138.4 feet	Cross Slope (Driveway)	10.0-11.0%	5 ft	43	SF	$40	**$1,720**
46666	137.7 to 138.7 feet	Vertical Change	-.45	5 ft	5	REF		
9918	138.4 to 143.2 feet	Cross Slope (Driveway)	8.0-9.0%	5 ft	24	SF	$40	**$960**
9920	143.2 to 147.8 feet	Cross Slope (Driveway)	10.0-11.0%	5 ft	23	SF	$40	**$920**
41865	150.6 to 151.6 feet	Vertical Change	-.81	5 ft	5	REF		
9922	151.1 to 152.1 feet	Cross Slope (Driveway)	3.0-4.0%	5 ft	5	SF	$40	**$200**
9923	152.1 to 160.2 feet	Cross Slope (PAR)	2.0-3.0%	5 ft	40	SF	$120	**$4,860**

Funding Source: TBD **Year to be Completed** TBD

Street Side	Run ID	Survey Street Name	Starting Street Name	End Street Name	Priority
N	1908221507	PINE CT	309 PINE CT	PINE ST	69.25

ID	Dist. from Corner	Barrier Type	As-is Measurement/Notes	Sidewalk Width	Qty	Unit	Cost	Total
41594	157.4 to 158.4 feet	Vertical Change	-.99	5 ft	5	REF		
42590	161.8 to 162.8 feet	Vertical Change	-.68	5 ft	5	SF	$75	$375
54043	164.0 to 165.0 feet	Vertical Change	-.25	5 ft	5	LF	$75	$375
41681	166.1 to 167.1 feet	Vertical Change	-.91	5 ft	5	SF	$75	$375
53694	168.4 to 169.4 feet	Vertical Change	-.26	5 ft	5	LF	$75	$375
41905	170.6 to 171.6 feet	Vertical Change	-.8	5 ft	5	SF	$75	$375
48019	175.1 to 178.3 feet	Vertical Change	-.4	5 ft	16	LF	$75	$1,200
41749	179.4 to 180.4 feet	Vertical Change	-.87	5 ft	5	REF		
9924	179.7 to 194.9 feet	Cross Slope (PAR)	2.0-3.0%	5 ft	76	SF	$120	$9,120
49765	181.4 to 182.4 feet	Vertical Change	-.34	5 ft	5	REF		
41664	183.1 to 184.1 feet	Vertical Change	-.92	5 ft	5	REF		
49438	185.1 to 192.2 feet	Vertical Change	-.35	5 ft	36	REF		
9926	194.9 to 216.2 feet	Cross Slope (PAR)	4.0-5.0%	5 ft	107	SF	$120	$12,780
41730	195.4 to 196.4 feet	Vertical Change	-.88	5 ft	5	REF		
46438	199.5 to 210.4 feet	Vertical Change	-.46	5 ft	55	REF		
58402	209.3 to 240.5 feet	Driveway				REF		
52654	213.1 to 214.1 feet	Vertical Change	-.28	5 ft	5	REF		
41540	214.5 to 215.5 feet	Vertical Change	-1.04	5 ft	5	REF		
9930	216.2 to 228.6 feet	Cross Slope (Driveway)	2.0-3.0%	5 ft	62	SF	$40	$2,480
43606	216.3 to 221.0 feet	Vertical Change	-.6	5 ft	24	REF		
46439	224.2 to 225.2 feet	Vertical Change	-.46	5 ft	5	REF		
45786	228.8 to 229.8 feet	Vertical Change	-.49	5 ft	5	REF		
46667	232.9 to 233.9 feet	Vertical Change	-.45	5 ft	5	REF		
9933	233.1 to 235.8 feet	Cross Slope (Driveway)	2.0-3.0%	5 ft	14	SF	$40	$540
9935	235.8 to 256.3 feet	Cross Slope (Driveway)	4.0-5.0%	5 ft	103	SF	$40	$4,100
41697	240.1 to 244.9 feet	Vertical Change	-.9	5 ft	24	REF		
49767	246.1 to 275.1 feet	Vertical Change	-.34	5 ft	145	REF		
9937	256.3 to 262.7 feet	Cross Slope (PAR)	2.0-3.0%	5 ft	32	SF	$120	$3,840

Funding Source: TBD **Year to be Completed** TBD

Street Side	Run ID	Survey Street Name	Starting Street Name	End Street Name	Priority
N	1908221507	PINE CT	309 PINE CT	PINE ST	69.25

ID	Dist. from Corner	Barrier Type	As-is Measurement/Notes	Sidewalk Width	Qty	Unit	Cost	Total
9939	262.7 to 280.3 feet	Cross Slope (PAR)	4.0-5.0%	5 ft	88	SF	$120	**$10,560**
58403	274.6 to 300.7 feet	Driveway				REF		
42910	275.6 to 276.6 feet	**Vertical Change**	-.65	5 ft	5	REF		
9942	283.7 to 298.4 feet	**Cross Slope (Driveway)**	11.0-12.0%	5 ft	73	SF	$40	**$2,940**
43607	290.9 to 291.9 feet	**Vertical Change**	-.6	5 ft	5	REF		
40314	297.7 to 299.2 feet	Running Slope	5.0-6.0%	5 ft	8	REF		
44266	301.9 to 304.9 feet	**Vertical Change**	-.56	5 ft	15	REF		
9945	302.2 to 307.3 feet	Cross Slope (PAR)	3.0-4.0%	5 ft	26	SF	$120	**$3,060**
58404	304.3 to 331.8 feet	Driveway				REF		
9946	307.3 to 308.7 feet	**Cross Slope (Driveway)**	2.0-3.0%	5 ft	7	SF	$40	**$280**
43142	307.7 to 310.7 feet	**Vertical Change**	-.63	5 ft	15	REF		
9947	312.8 to 315.5 feet	**Cross Slope (Driveway)**	9.0-10.0%	5 ft	14	SF	$40	**$540**
9949	315.5 to 329.0 feet	**Cross Slope (Driveway)**	11.0-12.0%	5 ft	68	SF	$40	**$2,700**
43747	320.7 to 321.7 feet	**Vertical Change**	-.59	5 ft	5	REF		
43433	332.0 to 337.0 feet	**Vertical Change**	-.61	5 ft	25	REF		
9953	333.2 to 340.7 feet	Cross Slope (PAR)	3.0-4.0%	5 ft	38	SF	$120	**$4,500**
50862	338.3 to 339.3 feet	**Vertical Change**	-.31	5 ft	5	REF		
9955	340.7 to 365.4 feet	Cross Slope (PAR)	2.0-3.0%	5 ft	124	SF	$120	**$14,820**
50086	342.8 to 354.7 feet	**Vertical Change**	-.33	5 ft	60	REF		
41750	357.6 to 358.6 feet	**Vertical Change**	-.87	5 ft	5	REF		
51775	358.6 to 359.6 feet	**Vertical Change**	-.3	5 ft	5	REF		
43903	358.8 to 360.3 feet	**Vertical Change**	-.58	5 ft	8	REF		
52656	359.6 to 360.6 feet	**Vertical Change**	-.28	5 ft	5	REF		
41665	359.9 to 360.9 feet	**Vertical Change**	-.92	5 ft	5	REF		

TOTAL COST FOR: N *side of* **PINE CT** *Starting at:* **309 PINE CT** **$156,235.00**

Funding Source: TBD **Year to be Completed** TBD

Street Side	Run ID	Survey Street Name	Starting Street Name	End Street Name	Priority
S	1908221505	PINE CT	PINE ST	309 PINE CT	48

ID	Dist. from Corner	Barrier Type	As-is Measurement/Notes	Sidewalk Width	Qty	Unit	Cost	Total
41230	6.9 to 7.9 feet	Vertical Change	-2.01	5 ft	5	REF		
9892	7.3 to 45.3 feet	Cross Slope (PAR)	2.0-3.0%	5 ft	190	SF	$120	**$22,800**
50853	9.1 to 14.4 feet	Vertical Change	-.31	5 ft	27	REF		
50079	20.2 to 35.5 feet	Vertical Change	-.33	5 ft	77	REF		
41238	36.4 to 37.4 feet	Vertical Change	-1.94	5 ft	5	REF		
58399	37.5 to 65.8 feet	Driveway				REF		
43744	38.4 to 39.4 feet	Vertical Change	-.59	5 ft	5	REF		
50854	40.4 to 41.4 feet	Vertical Change	-.31	5 ft	5	REF		
45784	46.5 to 47.5 feet	Vertical Change	-.49	5 ft	5	REF		
45276	52.5 to 53.5 feet	Vertical Change	-.51	5 ft	5	REF		
47358	58.2 to 59.2 feet	Vertical Change	-.42	5 ft	5	REF		
9896	60.5 to 72.1 feet	Cross Slope (Driveway)	2.0-3.0%	5 ft	58	SF	$40	**$2,320**
44086	64.4 to 73.4 feet	Vertical Change	-.57	5 ft	45	REF		
42018	76.3 to 77.3 feet	Vertical Change	-.77	5 ft	5	SF	$75	**$375**
41804	80.4 to 81.4 feet	Vertical Change	-.84	5 ft	5	SF	$75	**$375**
41663	84.4 to 85.4 feet	Vertical Change	-.92	5 ft	5	SF	$75	**$375**
9899	88.2 to 128.1 feet	Cross Slope (PAR)	2.0-3.0%	5 ft	200	SF	$120	**$23,940**
43432	88.5 to 89.5 feet	Vertical Change	-.61	5 ft	5	REF		
41903	92.6 to 93.6 feet	Vertical Change	-.8	5 ft	5	REF		
52649	94.6 to 95.6 feet	Vertical Change	-.28	5 ft	5	REF		
43745	96.6 to 99.5 feet	Vertical Change	-.59	5 ft	15	REF		
58400	98.0 to 127.1 feet	Driveway				REF		
50080	100.7 to 101.7 feet	Vertical Change	-.33	5 ft	5	REF		
54040	104.1 to 105.1 feet	Vertical Change	-.25	5 ft	5	REF		
45277	109.0 to 110.0 feet	Vertical Change	-.51	5 ft	5	REF		
49131	115.3 to 116.3 feet	Vertical Change	-.36	5 ft	5	REF		
47359	121.1 to 122.1 feet	Vertical Change	-.42	5 ft	5	REF		
49761	131.2 to 136.2 feet	Vertical Change	-.34	5 ft	25	REF		

Funding Source: TBD **Year to be Completed** TBD

Street Side	Run ID	Survey Street Name	Starting Street Name	End Street Name	Priority
S	1908221505	PINE CT	PINE ST	309 PINE CT	48

ID	Dist. from Corner	Barrier Type	As-is Measurement/Notes	Sidewalk Width	Qty	Unit	Cost	Total
9903	131.7 to 139.1 feet	Cross Slope (PAR)	2.0-3.0%	5 ft	37	SF	$120	**$4,440**
41231	137.2 to 138.2 feet	**Vertical Change**	-2.01	5 ft	5	REF		

TOTAL COST FOR: S *side of* **PINE CT** *Starting at:* **PINE ST** **$54,625.00**

Funding Source: TBD **Year to be Completed** TBD

Street Side	Run ID	Survey Street Name	Starting Street Name	End Street Name	Priority
W/S	1908221531	PINE ST	133 PINE ST	SANTA CRUZ BLVD	84.25

ID	Dist. from Corner	Barrier Type	As-is Measurement/Notes	Sidewalk Width	Qty	Unit	Cost	Total
10330	0.0 to 1.2 feet	Cross Slope (PAR)	2.0-3.0%	5 ft	6	SF	$120	**$720**
58439	0.0 to 15.4 feet	Driveway				REF		
50100	2.4 to 3.4 feet	**Vertical Change**	-.33	5 ft	5	REF		
50491	6.2 to 7.2 feet	**Vertical Change**	-.32	5 ft	5	REF		
51802	10.2 to 11.2 feet	**Vertical Change**	-.3	5 ft	5	REF		
46903	14.3 to 15.3 feet	**Vertical Change**	-.44	5 ft	5	REF		
10331	18.3 to 96.8 feet	Cross Slope (PAR)	2.0-3.0%	5 ft	393	SF	$120	**$47,100**
53729	18.7 to 29.1 feet	**Vertical Change**	-.26	5 ft	52	REF		
46679	32.8 to 36.1 feet	**Vertical Change**	-.45	5 ft	17	REF		
50101	39.7 to 40.7 feet	**Vertical Change**	-.33	5 ft	5	REF		
49451	46.8 to 47.8 feet	**Vertical Change**	-.35	5 ft	5	REF		
47607	53.7 to 54.7 feet	**Vertical Change**	-.41	5 ft	5	REF		
47370	60.5 to 64.0 feet	**Vertical Change**	-.42	5 ft	18	REF		
46215	74.5 to 75.5 feet	**Vertical Change**	-.47	5 ft	5	REF		
52691	79.2 to 85.1 feet	**Vertical Change**	-.28	5 ft	30	REF		
58440	88.6 to 117.3 feet	Driveway				REF		
50492	89.6 to 93.1 feet	**Vertical Change**	-.32	5 ft	18	REF		
43923	94.2 to 97.2 feet	**Vertical Change**	-.58	5 ft	15	REF		
10336	100.9 to 114.2 feet	**Cross Slope (Driveway)**	10.0-11.0%	5 ft	67	SF	$40	**$2,660**
52226	106.8 to 107.8 feet	**Vertical Change**	-.29	5 ft	5	REF		
10338	114.2 to 115.2 feet	**Cross Slope (Driveway)**	8.0-9.0%	5 ft	5	SF	$40	**$200**
42802	117.5 to 118.5 feet	**Vertical Change**	-.66	5 ft	5	SF	$75	**$375**
10339	118.8 to 121.7 feet	Cross Slope (PAR)	2.0-3.0%	5 ft	15	SF	$120	**$1,740**
48028	119.6 to 120.6 feet	**Vertical Change**	-.4	5 ft	5	REF		
58441	121.3 to 147.5 feet	Driveway				REF		
41356	121.7 to 122.7 feet	**Vertical Change**	-1.38	5 ft	5	REF		
44104	123.9 to 126.9 feet	**Vertical Change**	-.57	5 ft	15	REF		
10340	129.1 to 144.5 feet	**Cross Slope (Driveway)**	8.0-9.0%	5 ft	77	SF	$40	**$3,080**

Funding Source: TBD **Year to be Completed** TBD

Street Side	Run ID	Survey Street Name	Starting Street Name	End Street Name	Priority
W/S	1908221531	PINE ST	133 PINE ST	SANTA CRUZ BLVD	84.25

ID	Dist. from Corner	Barrier Type	As-is Measurement/Notes	Sidewalk Width	Qty	Unit	Cost	Total
42498	136.8 to 137.8 feet	Vertical Change	-.69	5 ft	5	REF		
44286	147.8 to 150.8 feet	Vertical Change	-.56	5 ft	15	REF		
10343	148.8 to 193.8 feet	Cross Slope (PAR)	2.0-3.0%	5 ft	225	SF	$120	**$27,000**
41284	151.8 to 152.8 feet	Vertical Change	-1.64	5 ft	5	REF		
44908	159.2 to 160.2 feet	Vertical Change	-.53	5 ft	5	REF		
43761	166.5 to 167.5 feet	Vertical Change	-.59	5 ft	5	REF		
42312	173.7 to 174.7 feet	Vertical Change	-.71	5 ft	5	REF		
54063	178.4 to 181.9 feet	Vertical Change	-.25	5 ft	18	REF		
43455	188.0 to 189.0 feet	Vertical Change	-.61	5 ft	5	REF		
53732	190.2 to 195.9 feet	Vertical Change	-.26	5 ft	29	REF		
10346	196.8 to 211.2 feet	Cross Slope (PAR)	2.0-3.0%	5 ft	72	SF	$120	**$8,640**
47608	202.2 to 203.2 feet	Vertical Change	-.41	5 ft	5	REF		
53734	206.9 to 210.3 feet	Vertical Change	-.26	5 ft	17	REF		
10347	213.3 to 224.4 feet	Cross Slope (PAR)	2.0-3.0%	5 ft	56	SF	$120	**$6,660**
50890	213.5 to 218.9 feet	Vertical Change	-.31	5 ft	27	REF		
58442	216.2 to 245.6 feet	Driveway				REF		
42313	220.1 to 221.1 feet	Vertical Change	-.71	5 ft	5	REF		
46904	222.1 to 225.1 feet	Vertical Change	-.44	5 ft	15	REF		
10348	228.8 to 242.7 feet	Cross Slope (Driveway)	10.0-11.0%	5 ft	70	SF	$40	**$2,780**
42499	235.1 to 236.1 feet	Vertical Change	-.69	5 ft	5	REF		
43762	246.1 to 247.1 feet	Vertical Change	-.59	5 ft	5	REF		
10349	246.9 to 259.9 feet	Cross Slope (PAR)	2.0-3.0%	5 ft	65	SF	$120	**$7,800**
49452	249.9 to 250.9 feet	Vertical Change	-.35	5 ft	5	REF		
58443	252.2 to 283.7 feet	Driveway				REF		
54064	254.4 to 259.9 feet	Vertical Change	-.25	5 ft	27	REF		
10351	259.9 to 262.5 feet	Cross Slope (Driveway)	4.0-5.0%	5 ft	13	SF	$40	**$520**
10353	262.5 to 264.1 feet	Cross Slope (Driveway)	6.0-7.0%	5 ft	8	SF	$40	**$320**
10354	264.1 to 267.7 feet	Cross Slope (Driveway)	5.0-6.0%	5 ft	18	SF	$40	**$720**

Funding Source: TBD **Year to be Completed** TBD

Street Side	Run ID	Survey Street Name	Starting Street Name	End Street Name	Priority
W/S	1908221531	PINE ST	133 PINE ST	SANTA CRUZ BLVD	84.25

ID	Dist. from Corner	Barrier Type	As-is Measurement/Notes	Sidewalk Width	Qty	Unit	Cost	Total
45802	267.0 to 268.0 feet	Vertical Change	-.49	5 ft	5	REF		
10356	267.7 to 277.0 feet	Cross Slope (Driveway)	3.0-4.0%	5 ft	47	SF	$40	**$1,860**
46217	271.1 to 272.1 feet	Vertical Change	-.47	5 ft	5	REF		
45095	275.3 to 276.3 feet	Vertical Change	-.52	5 ft	5	REF		
10358	277.0 to 281.1 feet	Cross Slope (Driveway)	5.0-6.0%	5 ft	21	SF	$40	**$820**
10360	281.1 to 282.1 feet	Cross Slope (Driveway)	3.0-4.0%	5 ft	5	SF	$40	**$200**
10361	282.1 to 283.5 feet	Cross Slope (Driveway)	2.0-3.0%	5 ft	7	SF	$40	**$280**
52227	283.0 to 286.0 feet	Vertical Change	-.29	5 ft	15	REF		
46905	292.3 to 293.3 feet	Vertical Change	-.44	5 ft	5	LF	$75	**$375**
46218	297.7 to 298.7 feet	Vertical Change	-.47	5 ft	5	LF	$75	**$375**
47610	303.2 to 304.2 feet	Vertical Change	-.41	5 ft	5	LF	$75	**$375**
54065	308.7 to 311.6 feet	Vertical Change	-.25	5 ft	15	LF	$75	**$1,088**
50102	319.2 to 320.2 feet	Vertical Change	-.33	5 ft	5	REF		
10362	319.8 to 322.6 feet	Cross Slope (PAR)	2.0-3.0%	5 ft	14	SF	$120	**$1,680**
48859	326.3 to 327.3 feet	Vertical Change	-.37	5 ft	5	LF	$75	**$375**
43158	331.7 to 332.7 feet	Vertical Change	-.63	5 ft	5	SF	$75	**$375**
46219	337.1 to 338.1 feet	Vertical Change	-.47	5 ft	5	LF	$75	**$375**
58444	340.5 to 368.9 feet	Driveway				REF		
10363	342.2 to 350.0 feet	Cross Slope (Driveway)	2.0-3.0%	5 ft	39	SF	$40	**$1,560**
47371	342.6 to 349.6 feet	Vertical Change	-.42	5 ft	35	REF		
10365	350.0 to 352.3 feet	Cross Slope (Driveway)	4.0-5.0%	5 ft	12	SF	$40	**$460**
10367	352.3 to 361.0 feet	Cross Slope (Driveway)	6.0-7.0%	5 ft	44	SF	$40	**$1,740**
43456	359.0 to 360.0 feet	Vertical Change	-.61	5 ft	5	REF		
10369	361.0 to 367.6 feet	Cross Slope (Driveway)	8.0-9.0%	5 ft	33	SF	$40	**$1,320**
10372	370.3 to 373.0 feet	Cross Slope (PAR)	3.0-4.0%	5 ft	14	SF	$120	**$1,620**
48289	370.6 to 371.6 feet	Vertical Change	-.39	5 ft	5	REF		
42595	372.9 to 373.9 feet	Vertical Change	-.68	5 ft	5	REF		
10373	373.0 to 388.4 feet	Cross Slope (PAR)	2.0-3.0%	5 ft	77	SF	$120	**$9,240**

Funding Source: TBD **Year to be Completed** TBD

Street Side	Run ID	Survey Street Name	Starting Street Name	End Street Name	Priority
W/S	1908221531	PINE ST	133 PINE ST	SANTA CRUZ BLVD	84.25

ID	Dist. from Corner	Barrier Type	As-is Measurement/Notes	Sidewalk Width	Qty	Unit	Cost	Total
52228	377.8 to 386.1 feet	Vertical Change	-.29	5 ft	42	REF		
58445	381.6 to 410.1 feet	Driveway				REF		
43019	387.5 to 388.5 feet	Vertical Change	-.64	5 ft	5	REF		
10376	392.1 to 407.7 feet	Cross Slope (Driveway)	8.0-9.0%	5 ft	78	SF	$40	**$3,120**
48290	399.7 to 400.7 feet	Vertical Change	-.39	5 ft	5	REF		
10380	411.2 to 429.6 feet	Cross Slope (PAR)	2.0-3.0%	5 ft	92	SF	$120	**$11,040**
42149	413.4 to 414.4 feet	Vertical Change	-.74	5 ft	5	REF		
50494	421.5 to 422.5 feet	Vertical Change	-.32	5 ft	5	REF		
48570	429.4 to 430.4 feet	Vertical Change	-.38	5 ft	5	REF		
51805	433.5 to 434.5 feet	Vertical Change	-.3	5 ft	5	REF		
10383	434.2 to 435.2 feet	Cross Slope (PAR)	2.0-3.0%	5 ft	5	SF	$120	**$600**
51806	437.5 to 438.5 feet	Vertical Change	-.3	5 ft	5	LF	$75	**$375**
10384	440.0 to 451.2 feet	Cross Slope (PAR)	2.0-3.0%	5 ft	56	SF	$120	**$6,720**
47611	441.4 to 448.2 feet	Vertical Change	-.41	5 ft	34	REF		
42058	451.2 to 452.2 feet	Vertical Change	-.76	5 ft	5	REF		
43020	455.2 to 456.2 feet	Vertical Change	-.64	5 ft	5	SF	$75	**$375**
41751	459.2 to 460.2 feet	Vertical Change	-.87	5 ft	5	SF	$75	**$375**
48291	463.2 to 472.2 feet	Vertical Change	-.39	5 ft	45	LF	$75	**$3,375**
10385	467.4 to 479.4 feet	Cross Slope (PAR)	2.0-3.0%	5 ft	60	SF	$120	**$7,200**
41391	473.2 to 474.2 feet	Vertical Change	-1.29	5 ft	5	REF		
53739	473.2 to 476.8 feet	Vertical Change	-.26	5 ft	18	REF		
58446	474.5 to 497.7 feet	Driveway				REF		
44499	479.6 to 480.6 feet	Vertical Change	-.55	5 ft	5	REF		
10389	482.5 to 491.2 feet	Cross Slope (Driveway)	9.0-10.0%	5 ft	44	SF	$40	**$1,740**
42020	489.5 to 490.5 feet	Vertical Change	-.77	5 ft	5	REF		
10391	491.2 to 497.3 feet	Cross Slope (Driveway)	7.0-8.0%	5 ft	31	SF	$40	**$1,220**
10393	497.3 to 499.3 feet	Cross Slope (Driveway)	5.0-6.0%	5 ft	10	SF	$40	**$400**
41774	499.0 to 500.0 feet	Vertical Change	-.86	5 ft	5	REF		

Funding Source: TBD **Year to be Completed** TBD

Street Side	Run ID	Survey Street Name	Starting Street Name	End Street Name	Priority
W/S	1908221531	PINE ST	133 PINE ST	SANTA CRUZ BLVD	84.25

ID	Dist. from Corner	Barrier Type	As-is Measurement/Notes	Sidewalk Width	Qty	Unit	Cost	Total
10395	499.3 to 516.1 feet	Cross Slope (PAR)	3.0-4.0%	5 ft	84	SF	$120	**$10,080**
48292	501.8 to 502.8 feet	**Vertical Change**	-.39	5 ft	5	REF		
43457	507.0 to 508.0 feet	**Vertical Change**	-.61	5 ft	5	REF		
58447	507.9 to 539.0 feet	Driveway				REF		
50495	514.4 to 517.5 feet	**Vertical Change**	-.32	5 ft	16	REF		
10398	516.1 to 518.7 feet	**Cross Slope (Driveway)**	2.0-3.0%	5 ft	13	SF	$40	**$520**
10400	520.1 to 523.3 feet	**Cross Slope (Driveway)**	6.0-7.0%	5 ft	16	SF	$40	**$640**
10401	523.3 to 533.7 feet	**Cross Slope (Driveway)**	5.0-6.0%	5 ft	52	SF	$40	**$2,080**
47372	528.8 to 529.8 feet	**Vertical Change**	-.42	5 ft	5	REF		
10404	533.7 to 538.8 feet	**Cross Slope (Driveway)**	6.0-7.0%	5 ft	25	SF	$40	**$1,020**
10407	541.0 to 555.4 feet	Cross Slope (PAR)	3.0-4.0%	5 ft	72	SF	$120	**$8,640**
45096	541.6 to 544.7 feet	**Vertical Change**	-.52	5 ft	16	REF		
43614	548.8 to 549.8 feet	**Vertical Change**	-.6	5 ft	5	REF		
50496	551.6 to 552.6 feet	**Vertical Change**	-.32	5 ft	5	REF		
53740	554.7 to 555.7 feet	**Vertical Change**	-.26	5 ft	5	REF		
10410	555.4 to 574.4 feet	Cross Slope (PAR)	2.0-3.0%	5 ft	95	SF	$120	**$11,400**
41841	557.8 to 558.8 feet	**Vertical Change**	-.82	5 ft	5	REF		
54068	561.0 to 562.0 feet	**Vertical Change**	-.25	5 ft	5	REF		
42404	566.9 to 567.9 feet	**Vertical Change**	-.7	5 ft	5	REF		
58448	569.4 to 596.8 feet	Driveway				REF		
43764	572.2 to 575.5 feet	**Vertical Change**	-.59	5 ft	16	REF		
10411	579.3 to 588.3 feet	**Cross Slope (Driveway)**	12.0-13.0%	5 ft	45	SF	$40	**$1,800**
42099	587.1 to 588.1 feet	**Vertical Change**	-.75	5 ft	5	REF		
10413	588.3 to 593.8 feet	**Cross Slope (Driveway)**	10.0-11.0%	5 ft	28	SF	$40	**$1,100**
40320	593.6 to 595.8 feet	Running Slope	6.0-7.0%	5 ft	11	REF		
10415	593.8 to 594.9 feet	**Cross Slope (Driveway)**	8.0-9.0%	5 ft	6	SF	$40	**$220**
10416	598.1 to 637.3 feet	Cross Slope (PAR)	2.0-3.0%	5 ft	196	SF	$120	**$23,520**
48571	598.5 to 601.7 feet	**Vertical Change**	-.38	5 ft	16	REF		

Funding Source: TBD **Year to be Completed** TBD

Street Side	Run ID	Survey Street Name	Starting Street Name	End Street Name	Priority
W/S	1908221531	PINE ST	133 PINE ST	SANTA CRUZ BLVD	84.25

ID	Dist. from Corner	Barrier Type	As-is Measurement/Notes	Sidewalk Width	Qty	Unit	Cost	Total
42803	602.7 to 606.3 feet	Vertical Change	-.66	5 ft	18	REF		
51807	610.6 to 611.6 feet	Vertical Change	-.3	5 ft	5	REF		
44105	613.2 to 614.2 feet	Vertical Change	-.57	5 ft	5	REF		
50891	618.1 to 626.3 feet	Vertical Change	-.31	5 ft	41	REF		
58449	625.0 to 651.5 feet	Driveway				REF		
41906	627.7 to 628.7 feet	Vertical Change	-.8	5 ft	5	REF		
45803	629.8 to 630.8 feet	Vertical Change	-.49	5 ft	5	REF		
48861	641.5 to 642.5 feet	Vertical Change	-.37	5 ft	5	REF		
53741	645.7 to 646.7 feet	Vertical Change	-.26	5 ft	5	REF		
10419	647.5 to 662.2 feet	Cross Slope (Driveway)	2.0-3.0%	5 ft	74	SF	$40	**$2,940**
46906	652.7 to 655.8 feet	Vertical Change	-.44	5 ft	15	REF		
58450	657.3 to 680.3 feet	Driveway				REF		
10424	665.5 to 679.0 feet	Cross Slope (Driveway)	10.0-11.0%	5 ft	68	SF	$40	**$2,700**
40321	678.0 to 679.0 feet	Running Slope	5.0-6.0%	5 ft	5	REF		
52695	685.0 to 686.0 feet	Vertical Change	-.28	5 ft	5	LF	$75	**$375**
10426	686.7 to 688.5 feet	Cross Slope (PAR)	2.0-3.0%	5 ft	9	SF	$120	**$1,080**
52229	695.6 to 696.6 feet	Vertical Change	-.29	5 ft	5	REF		
10427	695.7 to 727.1 feet	Cross Slope (PAR)	2.0-3.0%	5 ft	157	SF	$120	**$18,840**
49147	701.4 to 702.4 feet	Vertical Change	-.36	5 ft	5	REF		
54069	715.1 to 716.1 feet	Vertical Change	-.25	5 ft	5	REF		
52230	722.7 to 723.7 feet	Vertical Change	-.29	5 ft	5	REF		
50892	731.0 to 732.0 feet	Vertical Change	-.31	5 ft	5	LF	$75	**$375**
10431	733.6 to 748.2 feet	Cross Slope (PAR)	2.0-3.0%	5 ft	73	SF	$120	**$8,760**
54070	737.2 to 742.3 feet	Vertical Change	-.25	5 ft	26	REF		
50497	745.3 to 746.3 feet	Vertical Change	-.32	5 ft	5	REF		
58451	749.2 to 775.7 feet	Driveway				REF		
10432	752.5 to 754.9 feet	Cross Slope (Driveway)	2.0-3.0%	5 ft	12	SF	$40	**$480**
49774	753.4 to 756.4 feet	Vertical Change	-.34	5 ft	15	REF		

Funding Source: TBD **Year to be Completed** TBD

Street Side	Run ID	Survey Street Name	Starting Street Name	End Street Name	Priority
W/S	1908221531	PINE ST	133 PINE ST	SANTA CRUZ BLVD	84.25

ID	Dist. from Corner	Barrier Type	As-is Measurement/Notes	Sidewalk Width	Qty	Unit	Cost	Total
40322	755.6 to 756.8 feet	Running Slope	7.0-8.0%	5 ft	6	REF		
10433	759.1 to 773.3 feet	Cross Slope (Driveway)	10.0-11.0%	5 ft	71	SF	$40	$2,840
52231	776.7 to 779.8 feet	Vertical Change	-.29	5 ft	16	REF		
10434	777.0 to 778.7 feet	Cross Slope (PAR)	3.0-4.0%	5 ft	9	SF	$120	$1,020
10435	778.7 to 784.9 feet	Cross Slope (PAR)	2.0-3.0%	5 ft	31	SF	$120	$3,720
58452	778.7 to 806.2 feet	Driveway				REF		
47373	782.9 to 786.1 feet	Vertical Change	-.42	5 ft	16	REF		
10436	789.8 to 803.8 feet	Cross Slope (Driveway)	11.0-12.0%	5 ft	70	SF	$40	$2,800
46223	796.2 to 797.2 feet	Vertical Change	-.47	5 ft	5	REF		
47374	807.1 to 810.2 feet	Vertical Change	-.42	5 ft	16	REF		
10438	807.2 to 808.4 feet	Cross Slope (PAR)	3.0-4.0%	5 ft	6	SF	$120	$720
10439	808.4 to 836.9 feet	Cross Slope (PAR)	2.0-3.0%	5 ft	143	SF	$120	$17,100
49776	813.1 to 814.1 feet	Vertical Change	-.34	5 ft	5	REF		
48293	839.5 to 840.5 feet	Vertical Change	-.39	5 ft	5	LF	$75	$375

TOTAL COST FOR: W/S *side of* **PINE ST** *Starting at:* **133 PINE ST** **$296,117.50**

Funding Source: TBD **Year to be Completed** TBD

Street Side	Run ID	Survey Street Name	Starting Street Name	End Street Name	Priority
E	1908221503	PINE ST	ELM AVE	PINE CT	40

ID	Dist. from Corner	Barrier Type	As-is Measurement/Notes	Sidewalk Width	Qty	Unit	Cost	Total
9873	7.1 to 132.4 feet	Cross Slope (PAR)	2.0-3.0%	5 ft	627	SF	$120	**$75,180**
42054	8.1 to 9.1 feet	**Vertical Change**	-.76	5 ft	5	REF		
52644	12.5 to 15.8 feet	**Vertical Change**	-.28	5 ft	17	REF		
52189	19.4 to 26.6 feet	**Vertical Change**	-.29	5 ft	36	REF		
54037	37.5 to 40.4 feet	**Vertical Change**	-.25	5 ft	15	REF		
41323	82.7 to 83.7 feet	**Vertical Change**	-1.48	5 ft	5	REF		
57467	82.7 to 83.7 feet	**Vertical Change**	1.49	5 ft	5	REF		
53161	101.3 to 104.3 feet	**Vertical Change**	-.27	5 ft	15	REF		
51766	107.4 to 112.5 feet	**Vertical Change**	-.3	5 ft	26	REF		
49434	118.3 to 119.3 feet	**Vertical Change**	-.35	5 ft	5	REF		
43431	120.7 to 121.7 feet	**Vertical Change**	-.61	5 ft	5	REF		
51767	123.1 to 128.7 feet	**Vertical Change**	-.3	5 ft	28	REF		
50462	131.9 to 136.8 feet	**Vertical Change**	-.32	5 ft	25	REF		
9881	132.4 to 204.2 feet	Cross Slope (PAR)	4.0-5.0%	5 ft	359	SF	$120	**$43,080**
43140	137.8 to 138.8 feet	**Vertical Change**	-.63	5 ft	5	REF		
53691	139.8 to 144.6 feet	**Vertical Change**	-.26	5 ft	24	REF		
44477	145.5 to 146.5 feet	**Vertical Change**	-.55	5 ft	5	REF		
50463	149.4 to 150.4 feet	**Vertical Change**	-.32	5 ft	5	REF		
43743	153.4 to 154.4 feet	**Vertical Change**	-.59	5 ft	5	REF		
52648	155.3 to 158.2 feet	**Vertical Change**	-.28	5 ft	14	REF		
45568	161.3 to 168.1 feet	**Vertical Change**	-.5	5 ft	34	REF		
54038	172.7 to 175.5 feet	**Vertical Change**	-.25	5 ft	14	REF		
44478	176.4 to 177.4 feet	**Vertical Change**	-.55	5 ft	5	REF		
54039	178.4 to 179.4 feet	**Vertical Change**	-.25	5 ft	5	REF		
43900	184.1 to 185.1 feet	**Vertical Change**	-.58	5 ft	5	REF		
50466	186.1 to 194.3 feet	**Vertical Change**	-.32	5 ft	41	REF		
53163	199.7 to 200.7 feet	**Vertical Change**	-.27	5 ft	5	REF		
41441	203.5 to 204.5 feet	**Vertical Change**	-1.19	5 ft	5	REF		

Funding Source: TBD **Year to be Completed** TBD

Street Side	Run ID	Survey Street Name	Starting Street Name	End Street Name	Priority
E	1908221503	PINE ST	ELM AVE	PINE CT	40

ID	Dist. from Corner	Barrier Type	As-is Measurement/Notes	Sidewalk Width	Qty	Unit	Cost	Total
9891	204.2 to 205.8 feet	Cross Slope (PAR)	2.0-3.0%	5 ft	8	SF	$120	**$960**

TOTAL COST FOR: E *side of* **PINE ST** *Starting at:* **ELM AVE** **$119,220.00**

Funding Source: TBD **Year to be Completed** TBD

Street Side	Run ID	Survey Street Name	Starting Street Name	End Street Name	Priority
E	1908221517	PINE ST	LARK AVE	ROSE AVE	40

ID	Dist. from Corner	Barrier Type	As-is Measurement/Notes	Sidewalk Width	Qty	Unit	Cost	Total
10087	0.0 to 117.3 feet	Cross Slope (PAR)	2.0-3.0%	5 ft	587	SF	$120	**$70,380**
41731	9.3 to 10.3 feet	**Vertical Change**	-.88	5 ft	5	REF		
43912	16.6 to 17.6 feet	**Vertical Change**	-.58	5 ft	5	REF		
53188	22.3 to 23.3 feet	**Vertical Change**	-.27	5 ft	5	REF		
41948	24.1 to 25.1 feet	**Vertical Change**	-.79	5 ft	5	REF		
54051	29.9 to 30.9 feet	**Vertical Change**	-.25	5 ft	5	REF		
43012	31.8 to 32.8 feet	**Vertical Change**	-.64	5 ft	5	REF		
54052	33.8 to 34.8 feet	**Vertical Change**	-.25	5 ft	5	REF		
41772	39.6 to 40.6 feet	**Vertical Change**	-.86	5 ft	5	REF		
53714	43.6 to 44.6 feet	**Vertical Change**	-.26	5 ft	5	REF		
43013	47.6 to 48.6 feet	**Vertical Change**	-.64	5 ft	5	REF		
44487	55.6 to 56.6 feet	**Vertical Change**	-.55	5 ft	5	REF		
46897	63.6 to 64.6 feet	**Vertical Change**	-.44	5 ft	5	REF		
46673	71.7 to 72.7 feet	**Vertical Change**	-.45	5 ft	5	REF		
45575	79.6 to 80.6 feet	**Vertical Change**	-.5	5 ft	5	REF		
46447	87.3 to 90.3 feet	**Vertical Change**	-.46	5 ft	15	REF		
53715	101.0 to 102.0 feet	**Vertical Change**	-.26	5 ft	5	REF		
46448	104.5 to 105.5 feet	**Vertical Change**	-.46	5 ft	5	REF		
10097	123.5 to 195.8 feet	Cross Slope (PAR)	2.0-3.0%	5 ft	362	SF	$120	**$43,380**
54053	127.8 to 128.8 feet	**Vertical Change**	-.25	5 ft	5	REF		
50092	143.8 to 144.8 feet	**Vertical Change**	-.33	5 ft	5	REF		
48278	151.8 to 152.8 feet	**Vertical Change**	-.39	5 ft	5	REF		
53716	160.0 to 163.0 feet	**Vertical Change**	-.26	5 ft	15	REF		
48855	167.8 to 168.8 feet	**Vertical Change**	-.37	5 ft	5	REF		
48560	175.9 to 176.9 feet	**Vertical Change**	-.38	5 ft	5	REF		
46898	184.0 to 185.0 feet	**Vertical Change**	-.44	5 ft	5	REF		
52679	191.7 to 192.7 feet	**Vertical Change**	-.28	5 ft	5	REF		
10106	195.8 to 200.0 feet	Cross Slope (PAR)	4.0-5.0%	5 ft	21	SF	$120	**$2,520**

Funding Source: TBD **Year to be Completed** TBD

Street Side	Run ID	Survey Street Name	Starting Street Name	End Street Name	Priority
E	1908221517	PINE ST	LARK AVE	ROSE AVE	40

ID	Dist. from Corner	Barrier Type	As-is Measurement/Notes	Sidewalk Width	Qty	Unit	Cost	Total
43152	199.2 to 200.2 feet	**Vertical Change**	-.63	5 ft	5	REF		
10108	200.0 to 203.1 feet	Cross Slope (PAR)	2.0-3.0%	5 ft	16	SF	$120	**$1,860**

TOTAL COST FOR: E *side of* **PINE ST** *Starting at:* **LARK AVE** **$118,140.00**

Funding Source: TBD **Year to be Completed** TBD

Street Side	Run ID	Survey Street Name	Starting Street Name	End Street Name	Priority
W	1908221527	PINE ST	PARKRIDGE DR	133 PINE ST	84.25

ID	Dist. from Corner	Barrier Type	As-is Measurement/Notes	Sidewalk Width	Qty	Unit	Cost	Total
43446	1.8 to 2.8 feet	Vertical Change	-.61	5 ft	5	SF	$75	$375
10243	6.8 to 34.2 feet	Cross Slope (PAR)	2.0-3.0%	5 ft	137	SF	$120	$16,440
41418	7.5 to 8.5 feet	Vertical Change	-1.23	5 ft	5	REF		
58430	26.8 to 67.8 feet	Driveway				REF		
42690	28.1 to 29.1 feet	Vertical Change	-.67	5 ft	5	REF		
41426	34.0 to 35.0 feet	Vertical Change	-1.21	5 ft	5	REF		
50887	34.0 to 35.0 feet	Vertical Change	-.31	5 ft	5	REF		
10245	37.0 to 49.5 feet	Cross Slope (Driveway)	8.0-9.0%	5 ft	63	SF	$40	$2,500
10247	49.5 to 55.0 feet	Cross Slope (Driveway)	6.0-7.0%	5 ft	28	SF	$40	$1,100
44284	54.5 to 55.5 feet	Vertical Change	-.56	5 ft	5	REF		
10248	55.0 to 58.0 feet	Cross Slope (Driveway)	5.0-6.0%	5 ft	15	SF	$40	$600
45798	57.8 to 58.8 feet	Vertical Change	-.49	5 ft	5	REF		
10249	58.0 to 64.4 feet	Cross Slope (Driveway)	6.0-7.0%	5 ft	32	SF	$40	$1,280
10251	64.4 to 67.1 feet	Cross Slope (Driveway)	8.0-9.0%	5 ft	13	SF	$40	$540
43285	68.1 to 71.0 feet	Vertical Change	-.62	5 ft	15	REF		
10252	69.2 to 73.7 feet	Cross Slope (PAR)	4.0-5.0%	5 ft	23	SF	$120	$2,700
41457	71.9 to 72.9 feet	Vertical Change	-1.14	5 ft	5	REF		
10254	73.7 to 92.3 feet	Cross Slope (PAR)	2.0-3.0%	5 ft	93	SF	$120	$11,160
44492	80.7 to 81.7 feet	Vertical Change	-.55	5 ft	5	REF		
58431	83.2 to 112.2 feet	Driveway				REF		
53193	86.3 to 91.5 feet	Vertical Change	-.27	5 ft	26	REF		
10258	92.3 to 95.8 feet	Cross Slope (Driveway)	4.0-5.0%	5 ft	18	SF	$40	$700
47368	94.1 to 95.1 feet	Vertical Change	-.42	5 ft	5	REF		
10260	95.8 to 97.8 feet	Cross Slope (Driveway)	2.0-3.0%	5 ft	10	SF	$40	$400
49145	97.6 to 98.6 feet	Vertical Change	-.36	5 ft	5	REF		
10261	104.6 to 108.8 feet	Cross Slope (Driveway)	2.0-3.0%	5 ft	21	SF	$40	$840
53720	108.3 to 109.3 feet	Vertical Change	-.26	5 ft	5	REF		
10263	108.8 to 167.4 feet	Cross Slope (Driveway)	4.0-5.0%	5 ft	293	SF	$40	$11,720

Funding Source: TBD **Year to be Completed** TBD

Street Side	Run ID	Survey Street Name	Starting Street Name	End Street Name	Priority
W	1908221527	PINE ST	PARKRIDGE DR	133 PINE ST	84.25

ID	Dist. from Corner	Barrier Type	As-is Measurement/Notes	Sidewalk Width	Qty	Unit	Cost	Total
49448	111.6 to 112.6 feet	Vertical Change	-.35	5 ft	5	REF		
52682	140.7 to 141.7 feet	Vertical Change	-.28	5 ft	5	REF		
44493	150.8 to 151.8 feet	Vertical Change	-.55	5 ft	5	REF		
58432	151.1 to 185.2 feet	Driveway				REF		
41840	156.4 to 161.8 feet	Vertical Change	-.82	5 ft	27	REF		
43449	164.4 to 165.4 feet	Vertical Change	-.61	5 ft	5	REF		
10271	167.4 to 175.8 feet	Cross Slope (Driveway)	2.0-3.0%	5 ft	42	SF	$40	**$1,680**
43758	167.7 to 168.7 feet	Vertical Change	-.59	5 ft	5	REF		
43759	171.0 to 172.0 feet	Vertical Change	-.59	5 ft	5	REF		
43450	174.7 to 175.7 feet	Vertical Change	-.61	5 ft	5	REF		
10273	175.8 to 193.4 feet	Cross Slope (Driveway)	4.0-5.0%	5 ft	88	SF	$40	**$3,520**
43287	178.3 to 179.3 feet	Vertical Change	-.62	5 ft	5	REF		
56944	182.1 to 183.1 feet	Vertical Change	.54	5 ft	5	REF		
45799	182.2 to 187.4 feet	Vertical Change	-.49	5 ft	26	REF		
43018	189.9 to 190.9 feet	Vertical Change	-.64	5 ft	5	REF		
58433	191.3 to 219.2 feet	Driveway				REF		
10277	194.8 to 203.7 feet	Cross Slope (Driveway)	2.0-3.0%	5 ft	45	SF	$40	**$1,780**
43452	197.4 to 200.5 feet	Vertical Change	-.61	5 ft	16	REF		
43920	203.0 to 204.0 feet	Vertical Change	-.58	5 ft	5	REF		
43288	206.8 to 207.8 feet	Vertical Change	-.62	5 ft	5	REF		
43289	210.6 to 211.6 feet	Vertical Change	-.62	5 ft	5	REF		
45292	214.0 to 215.0 feet	Vertical Change	-.51	5 ft	5	REF		
10278	216.4 to 217.7 feet	Cross Slope (Driveway)	2.0-3.0%	5 ft	7	SF	$40	**$260**
42311	218.1 to 221.6 feet	Vertical Change	-.71	5 ft	18	REF		
10279	218.5 to 247.6 feet	Cross Slope (Driveway)	4.0-5.0%	5 ft	146	SF	$40	**$5,820**
56945	220.7 to 221.7 feet	Vertical Change	.54	5 ft	5	REF		
42691	220.9 to 224.1 feet	Vertical Change	-.67	5 ft	16	REF		
50888	225.0 to 226.0 feet	Vertical Change	-.31	5 ft	5	REF		

Funding Source: TBD **Year to be Completed** TBD

Street Side	Run ID	Survey Street Name	Starting Street Name	End Street Name	Priority
W	1908221527	PINE ST	PARKRIDGE DR	133 PINE ST	84.25

ID	Dist. from Corner	Barrier Type	As-is Measurement/Notes	Sidewalk Width	Qty	Unit	Cost	Total
50094	228.5 to 229.5 feet	Vertical Change	-.33	5 ft	5	REF		
52683	235.2 to 236.2 feet	Vertical Change	-.28	5 ft	5	REF		
10284	247.6 to 296.6 feet	Cross Slope (PAR)	2.0-3.0%	5 ft	245	SF	$120	**$29,400**
50095	255.8 to 256.8 feet	Vertical Change	-.33	5 ft	5	REF		
52684	263.1 to 264.1 feet	Vertical Change	-.28	5 ft	5	REF		
54061	269.8 to 272.6 feet	Vertical Change	-.25	5 ft	14	REF		
58434	274.3 to 306.5 feet	Driveway				REF		
41867	284.3 to 285.3 feet	Vertical Change	-.81	5 ft	5	REF		
57246	284.3 to 285.3 feet	Vertical Change	.79	5 ft	5	REF		
49449	292.0 to 293.0 feet	Vertical Change	-.35	5 ft	5	REF		
44718	296.1 to 297.1 feet	Vertical Change	-.54	5 ft	5	REF		
46000	300.1 to 301.1 feet	Vertical Change	-.48	5 ft	5	REF		
10293	301.9 to 315.1 feet	Cross Slope (Driveway)	2.0-3.0%	5 ft	66	SF	$40	**$2,640**
46453	304.4 to 305.4 feet	Vertical Change	-.46	5 ft	5	REF		
45581	307.5 to 310.5 feet	Vertical Change	-.5	5 ft	15	REF		
58435	310.0 to 338.3 feet	Driveway				REF		
48284	313.5 to 316.4 feet	Vertical Change	-.39	5 ft	14	REF		
10297	315.1 to 324.3 feet	Cross Slope (Driveway)	4.0-5.0%	5 ft	46	SF	$40	**$1,840**
45091	322.7 to 323.7 feet	Vertical Change	-.52	5 ft	5	REF		
10301	324.3 to 357.2 feet	Cross Slope (Driveway)	2.0-3.0%	5 ft	165	SF	$40	**$6,580**
43921	326.7 to 327.7 feet	Vertical Change	-.58	5 ft	5	REF		
46454	331.0 to 332.0 feet	Vertical Change	-.46	5 ft	5	REF		
46213	335.5 to 343.6 feet	Vertical Change	-.47	5 ft	41	REF		
47130	346.2 to 347.2 feet	Vertical Change	-.43	5 ft	5	REF		
46675	349.8 to 366.2 feet	Vertical Change	-.45	5 ft	82	REF		
10302	364.6 to 434.7 feet	Cross Slope (PAR)	2.0-3.0%	5 ft	351	SF	$120	**$42,060**
53723	370.5 to 371.5 feet	Vertical Change	-.26	5 ft	5	REF		
44906	372.3 to 373.3 feet	Vertical Change	-.53	5 ft	5	REF		

Funding Source: TBD **Year to be Completed** TBD

Street Side	Run ID	Survey Street Name	Starting Street Name	End Street Name	Priority
W	1908221527	PINE ST	PARKRIDGE DR	133 PINE ST	84.25

ID	Dist. from Corner	Barrier Type	As-is Measurement/Notes	Sidewalk Width	Qty	Unit	Cost	Total
44102	379.3 to 380.3 feet	Vertical Change	-.57	5 ft	5	REF		
44285	386.5 to 387.5 feet	Vertical Change	-.56	5 ft	5	REF		
52224	388.4 to 394.6 feet	Vertical Change	-.29	5 ft	31	REF		
46457	400.7 to 410.1 feet	Vertical Change	-.46	5 ft	47	REF		
58436	407.3 to 434.3 feet	Driveway				REF		
41609	410.8 to 411.8 feet	Vertical Change	-.97	5 ft	5	REF		
45800	412.7 to 417.4 feet	Vertical Change	-.49	5 ft	24	REF		
44494	421.3 to 422.3 feet	Vertical Change	-.55	5 ft	5	REF		
44495	426.0 to 427.0 feet	Vertical Change	-.55	5 ft	5	REF		
45093	429.6 to 430.6 feet	Vertical Change	-.52	5 ft	5	REF		
45294	433.2 to 434.2 feet	Vertical Change	-.51	5 ft	5	REF		
45582	437.4 to 440.9 feet	Vertical Change	-.5	5 ft	18	SF	$75	**$1,313**
10309	440.2 to 445.3 feet	Cross Slope (PAR)	2.0-3.0%	5 ft	26	SF	$120	**$3,060**
42019	442.3 to 443.3 feet	Vertical Change	-.77	5 ft	5	REF		
58437	444.0 to 468.3 feet	Driveway				REF		
46214	444.6 to 447.6 feet	Vertical Change	-.47	5 ft	15	REF		
10310	450.7 to 456.6 feet	Cross Slope (Driveway)	7.0-8.0%	5 ft	30	SF	$40	**$1,180**
48287	451.2 to 452.2 feet	Vertical Change	-.39	5 ft	5	REF		
46676	457.2 to 458.2 feet	Vertical Change	-.45	5 ft	5	REF		
10313	458.8 to 464.4 feet	Cross Slope (Driveway)	10.0-11.0%	5 ft	28	SF	$40	**$1,120**
40319	464.0 to 465.6 feet	Running Slope	7.0-8.0%	5 ft	8	REF		
46677	468.2 to 475.4 feet	Vertical Change	-.45	5 ft	36	REF		
10316	468.5 to 559.7 feet	Cross Slope (Driveway)	2.0-3.0%	5 ft	456	SF	$40	**$18,240**
51800	478.6 to 481.7 feet	Vertical Change	-.3	5 ft	16	REF		
44496	484.9 to 485.9 feet	Vertical Change	-.55	5 ft	5	REF		
53727	487.4 to 505.5 feet	Vertical Change	-.26	5 ft	91	REF		
53728	509.3 to 510.3 feet	Vertical Change	-.26	5 ft	5	REF		
43454	513.9 to 514.9 feet	Vertical Change	-.61	5 ft	5	REF		

Funding Source: TBD **Year to be Completed** TBD

Street Side	Run ID	Survey Street Name	Starting Street Name	End Street Name	Priority
W	1908221527	PINE ST	PARKRIDGE DR	133 PINE ST	84.25

ID	Dist. from Corner	Barrier Type	As-is Measurement/Notes	Sidewalk Width	Qty	Unit	Cost	Total
50098	515.7 to 522.2 feet	Vertical Change	-.33	5 ft	33	REF		
52690	524.6 to 525.6 feet	Vertical Change	-.28	5 ft	5	REF		
46902	528.3 to 546.5 feet	Vertical Change	-.44	5 ft	91	REF		
58438	534.0 to 566.1 feet	Driveway				REF		
44907	549.8 to 550.8 feet	Vertical Change	-.53	5 ft	5	REF		
44103	554.0 to 555.0 feet	Vertical Change	-.57	5 ft	5	REF		
45094	558.3 to 559.3 feet	Vertical Change	-.52	5 ft	5	REF		
10327	559.7 to 566.1 feet	Cross Slope (Driveway)	4.0-5.0%	5 ft	32	SF	$40	**$1,280**
43922	565.4 to 566.4 feet	Vertical Change	-.58	5 ft	5	REF		

TOTAL COST FOR: W *side of* **PINE ST** *Starting at:* **PARKRIDGE DR** **$172,127.50**

Funding Source: TBD **Year to be Completed** TBD

Street Side	Run ID	Survey Street Name	Starting Street Name	End Street Name	Priority
E	1908221508	PINE ST	PINE CT	LARK AVE	34

ID	Dist. from Corner	Barrier Type	As-is Measurement/Notes	Sidewalk Width	Qty	Unit	Cost	Total
9958	0.0 to 10.1 feet	Cross Slope (PAR)	2.0-3.0%	5 ft	51	SF	$120	**$6,060**
41260	7.6 to 8.6 feet	**Vertical Change**	-1.77	5 ft	5	REF		
49440	9.8 to 15.1 feet	**Vertical Change**	-.35	5 ft	26	REF		
9960	10.1 to 17.9 feet	Cross Slope (PAR)	4.0-5.0%	5 ft	39	SF	$120	**$4,680**
9962	17.9 to 46.3 feet	Cross Slope (PAR)	2.0-3.0%	5 ft	142	SF	$120	**$17,040**
46197	18.5 to 21.4 feet	**Vertical Change**	-.47	5 ft	15	REF		
44479	24.1 to 25.1 feet	**Vertical Change**	-.55	5 ft	5	REF		
51776	27.8 to 28.8 feet	**Vertical Change**	-.3	5 ft	5	REF		
43608	29.7 to 30.7 feet	**Vertical Change**	-.6	5 ft	5	REF		
50863	31.5 to 36.2 feet	**Vertical Change**	-.31	5 ft	24	REF		
53696	38.6 to 45.1 feet	**Vertical Change**	-.26	5 ft	33	REF		
9965	46.3 to 131.8 feet	Cross Slope (PAR)	4.0-5.0%	5 ft	428	SF	$120	**$51,300**
54138	46.8 to 47.8 feet	**Vertical Change**	.25	5 ft	5	REF		
48021	51.5 to 52.5 feet	**Vertical Change**	-.4	5 ft	5	REF		
51778	55.4 to 58.3 feet	**Vertical Change**	-.3	5 ft	15	REF		
43904	59.1 to 60.1 feet	**Vertical Change**	-.58	5 ft	5	REF		
53169	63.0 to 65.9 feet	**Vertical Change**	-.27	5 ft	15	REF		
44705	66.7 to 67.7 feet	**Vertical Change**	-.54	5 ft	5	REF		
44480	74.4 to 75.4 feet	**Vertical Change**	-.55	5 ft	5	REF		
52658	78.3 to 85.1 feet	**Vertical Change**	-.28	5 ft	34	REF		
52199	88.0 to 89.0 feet	**Vertical Change**	-.29	5 ft	5	REF		
44267	89.8 to 90.8 feet	**Vertical Change**	-.56	5 ft	5	REF		
52200	91.9 to 99.1 feet	**Vertical Change**	-.29	5 ft	36	REF		
52201	102.4 to 103.4 feet	**Vertical Change**	-.29	5 ft	5	REF		
53701	108.3 to 113.1 feet	**Vertical Change**	-.26	5 ft	24	REF		
52659	116.2 to 117.2 feet	**Vertical Change**	-.28	5 ft	5	REF		
50866	120.1 to 129.0 feet	**Vertical Change**	-.31	5 ft	45	REF		
43905	130.1 to 131.1 feet	**Vertical Change**	-.58	5 ft	5	REF		

Funding Source: TBD **Year to be Completed** TBD

Street Side	Run ID	Survey Street Name	Starting Street Name	End Street Name	Priority
E	1908221508	PINE ST	PINE CT	LARK AVE	34

ID	Dist. from Corner	Barrier Type	As-is Measurement/Notes	Sidewalk Width	Qty	Unit	Cost	Total
9969	131.8 to 205.7 feet	Cross Slope (PAR)	2.0-3.0%	5 ft	369	SF	$120	**$44,340**
52660	134.2 to 137.2 feet	**Vertical Change**	-.28	5 ft	15	REF		
43609	138.3 to 139.3 feet	**Vertical Change**	-.6	5 ft	5	REF		
52203	140.2 to 152.8 feet	**Vertical Change**	-.29	5 ft	63	REF		
50870	157.6 to 183.9 feet	**Vertical Change**	-.31	5 ft	132	REF		
43610	184.9 to 185.9 feet	**Vertical Change**	-.6	5 ft	5	REF		
52206	186.9 to 197.5 feet	**Vertical Change**	-.29	5 ft	53	REF		
45987	200.6 to 211.6 feet	**Vertical Change**	-.48	5 ft	55	REF		
9975	205.7 to 211.7 feet	Cross Slope (PAR)	4.0-5.0%	5 ft	30	SF	$120	**$3,600**
9977	211.7 to 217.2 feet	Cross Slope (PAR)	2.0-3.0%	5 ft	28	SF	$120	**$3,300**
42055	212.3 to 213.3 feet	**Vertical Change**	-.76	5 ft	5	REF		

TOTAL COST FOR: E *side of* **PINE ST** *Starting at:* **PINE CT** **$130,320.00**

Funding Source: TBD **Year to be Completed** TBD

Street Side	Run ID	Survey Street Name	Starting Street Name	End Street Name	Priority
E	1908221525	PINE ST	ROSE AVE	PARKRIDGE DR	51.25

ID	Dist. from Corner	Barrier Type	As-is Measurement/Notes	Sidewalk Width	Qty	Unit	Cost	Total
10221	0.1 to 154.7 feet	Cross Slope (PAR)	2.0-3.0%	5 ft	773	SF	$120	**$92,760**
41552	5.1 to 6.1 feet	**Vertical Change**	-1.02	5 ft	5	REF		
53192	5.1 to 6.1 feet	**Vertical Change**	-.27	5 ft	5	REF		
42801	11.6 to 12.6 feet	**Vertical Change**	-.66	5 ft	5	REF		
42916	18.9 to 19.9 feet	**Vertical Change**	-.65	5 ft	5	REF		
43016	28.5 to 29.5 feet	**Vertical Change**	-.64	5 ft	5	REF		
51798	38.1 to 39.1 feet	**Vertical Change**	-.3	5 ft	5	REF		
46211	47.8 to 48.8 feet	**Vertical Change**	-.47	5 ft	5	REF		
54058	52.9 to 53.9 feet	**Vertical Change**	-.25	5 ft	5	REF		
46452	66.6 to 67.6 feet	**Vertical Change**	-.46	5 ft	5	REF		
45290	76.5 to 77.5 feet	**Vertical Change**	-.51	5 ft	5	REF		
48027	86.0 to 87.0 feet	**Vertical Change**	-.4	5 ft	5	REF		
45797	105.6 to 106.6 feet	**Vertical Change**	-.49	5 ft	5	REF		
47129	125.0 to 126.0 feet	**Vertical Change**	-.43	5 ft	5	REF		
54059	134.5 to 135.5 feet	**Vertical Change**	-.25	5 ft	5	REF		
54060	144.1 to 145.1 feet	**Vertical Change**	-.25	5 ft	5	REF		
42594	153.9 to 154.9 feet	**Vertical Change**	-.68	5 ft	5	REF		
10237	154.7 to 201.1 feet	Cross Slope (PAR)	4.0-5.0%	5 ft	232	SF	$120	**$27,840**
43017	163.8 to 164.8 feet	**Vertical Change**	-.64	5 ft	5	REF		
45291	173.7 to 174.7 feet	**Vertical Change**	-.51	5 ft	5	REF		
42497	183.4 to 184.4 feet	**Vertical Change**	-.69	5 ft	5	REF		
43155	193.1 to 194.1 feet	**Vertical Change**	-.63	5 ft	5	REF		
40318	201.0 to 203.8 feet	Running Slope	5.0-6.0%	5 ft	14	REF		
47367	202.6 to 203.6 feet	**Vertical Change**	-.42	5 ft	5	LF	$75	**$375**
57426	202.7 to 203.7 feet	**Vertical Change**	1.21	5 ft	5	SF	$75	**$375**
10239	205.2 to 208.8 feet	Cross Slope (PAR)	10.0-11.0%	5 ft	18	SF	$120	**$2,160**
41519	206.9 to 207.9 feet	**Vertical Change**	-1.07	5 ft	5	REF		
10241	208.8 to 212.1 feet	Cross Slope (PAR)	8.0-9.0%	5 ft	17	SF	$120	**$1,980**

Funding Source: TBD **Year to be Completed** TBD

Street Side	Run ID	Survey Street Name	Starting Street Name	End Street Name	Priority
E	1908221525	PINE ST	ROSE AVE	PARKRIDGE DR	51.25

ID	Dist. from Corner	Barrier Type	As-is Measurement/Notes	Sidewalk Width	Qty	Unit	Cost	Total
56984	211.4 to 212.4 feet	Vertical Change	.58	5 ft	5	REF		
44716	212.7 to 213.7 feet	Vertical Change	-.54	5 ft	5	SF	$75	**$375**
10242	215.7 to 219.3 feet	Cross Slope (PAR)	2.0-3.0%	5 ft	18	SF	$120	**$2,160**
44904	217.6 to 218.6 feet	Vertical Change	-.53	5 ft	5	REF		

TOTAL COST FOR: E *side of* **PINE ST** *Starting at:* **ROSE AVE** **$128,025.00**

Funding Source: TBD **Year to be Completed** TBD

Street Side	Run ID	Survey Street Name	Starting Street Name	End Street Name	Priority
E	1908221404	PISTACHIO CT	KITES WAY	KITES WAY	123.5

ID	Dist. from Corner	Barrier Type	As-is Measurement/Notes	Sidewalk Width	Qty	Unit	Cost	Total
48829	2.0 to 3.0 feet	Vertical Change	-.37	4 ft	4	REF		
8497	2.0 to 19.8 feet	Cross Slope (PAR)	2.0-3.0%	4 ft	71	SF	$120	**$8,544**
52610	7.5 to 8.5 feet	Vertical Change	-.28	4 ft	4	REF		
52611	15.5 to 18.5 feet	Vertical Change	-.28	4 ft	12	REF		
53648	21.4 to 22.4 feet	Vertical Change	-.26	4 ft	4	REF		
58301	22.0 to 48.7 feet	Driveway				REF		
8500	22.3 to 27.0 feet	Cross Slope (Driveway)	2.0-3.0%	4 ft	19	SF	$40	**$752**
45542	27.4 to 28.4 feet	Vertical Change	-.5	4 ft	4	REF		
8502	31.0 to 45.2 feet	Cross Slope (Driveway)	13.014	4 ft	57	SF	$40	**$2,272**
40287	44.8 to 46.0 feet	Running Slope	6.0-7.0%	4 ft	5	REF		
8504	49.4 to 56.8 feet	Cross Slope (Driveway)	2.0-3.0%	4 ft	30	SF	$40	**$1,184**
58302	52.8 to 77.2 feet	Driveway				REF		
8505	61.8 to 75.2 feet	Cross Slope (Driveway)	13.014	4 ft	54	SF	$40	**$2,144**
40288	74.3 to 76.6 feet	Running Slope	6.0-7.0%	4 ft	9	REF		
8512	79.1 to 90.2 feet	Cross Slope (PAR)	3.0-4.0%	4 ft	44	SF	$120	**$5,328**
49413	84.4 to 85.4 feet	Vertical Change	-.35	4 ft	4	REF		
8513	91.8 to 98.3 feet	Cross Slope (PAR)	6.0-7.0%	4 ft	26	SF	$120	**$3,120**
44686	99.3 to 100.3 feet	Vertical Change	-.54	4 ft	4	SF	$75	**$300**
57372	99.4 to 100.4 feet	Vertical Change	1.02	4 ft	4	SF	$75	**$300**
8515	100.9 to 125.8 feet	Cross Slope (PAR)	3.0-4.0%	4 ft	100	SF	$120	**$11,952**
51723	107.3 to 108.3 feet	Vertical Change	-.3	4 ft	4	REF		
51724	115.4 to 116.4 feet	Vertical Change	-.3	4 ft	4	REF		
51725	123.4 to 124.4 feet	Vertical Change	-.3	4 ft	4	REF		
8517	125.8 to 131.1 feet	Cross Slope (PAR)	2.0-3.0%	4 ft	21	SF	$120	**$2,544**
8519	131.1 to 146.0 feet	Cross Slope (PAR)	4.0-5.0%	4 ft	60	SF	$120	**$7,152**
58303	141.8 to 167.1 feet	Driveway				REF		
53649	145.2 to 146.2 feet	Vertical Change	-.26	4 ft	4	REF		
8521	150.5 to 165.2 feet	Cross Slope (Driveway)	12.0-13.0%	4 ft	59	SF	$40	**$2,352**

Funding Source: TBD **Year to be Completed** TBD

Street Side	Run ID	Survey Street Name	Starting Street Name	End Street Name	Priority
E	1908221404	PISTACHIO CT	KITES WAY	KITES WAY	123.5

ID	Dist. from Corner	Barrier Type	As-is Measurement/Notes	Sidewalk Width	Qty	Unit	Cost	Total
40289	164.3 to 166.2 feet	Running Slope	6.0-7.0%	4 ft	8	REF		
8524	168.8 to 177.2 feet	Cross Slope (PAR)	2.0-3.0%	4 ft	34	SF	$120	**$4,032**
54017	170.2 to 171.2 feet	**Vertical Change**	-.25	4 ft	4	REF		
58304	172.5 to 198.6 feet	Driveway				REF		
53115	177.3 to 178.3 feet	**Vertical Change**	-.27	4 ft	4	REF		
8525	180.8 to 190.0 feet	**Cross Slope (Driveway)**	12.0-13.0%	4 ft	37	SF	$40	**$1,472**
8527	190.0 to 194.5 feet	**Cross Slope (Driveway)**	14.0-15.0%	4 ft	18	SF	$40	**$720**
40290	194.4 to 196.4 feet	Running Slope	7.0-8.0%	4 ft	8	REF		
57331	197.8 to 198.8 feet	**Vertical Change**	.9	4 ft	4	REF		
8529	198.7 to 201.7 feet	**Cross Slope (Driveway)**	5.0-6.0%	4 ft	12	SF	$40	**$480**
8531	201.7 to 219.1 feet	Cross Slope (PAR)	6.0-7.0%	4 ft	70	SF	$120	**$8,352**
53650	207.9 to 208.9 feet	**Vertical Change**	-.26	4 ft	4	REF		
47997	211.7 to 212.7 feet	**Vertical Change**	-.4	4 ft	4	REF		
42050	219.7 to 220.7 feet	**Vertical Change**	-.76	4 ft	4	REF		
8535	220.0 to 222.4 feet	Cross Slope (PAR)	5.0-6.0%	4 ft	10	SF	$120	**$1,152**
8537	222.4 to 236.8 feet	Cross Slope (PAR)	3.0-4.0%	4 ft	58	SF	$120	**$6,912**
54018	223.8 to 228.8 feet	**Vertical Change**	-.25	4 ft	20	REF		
8541	236.8 to 242.8 feet	Cross Slope (PAR)	5.0-6.0%	4 ft	24	SF	$120	**$2,880**
53116	237.7 to 240.7 feet	**Vertical Change**	-.27	4 ft	12	REF		
44458	243.7 to 244.7 feet	**Vertical Change**	-.55	4 ft	4	SF	$75	**$300**
8542	245.0 to 267.0 feet	Cross Slope (PAR)	5.0-6.0%	4 ft	88	SF	$120	**$10,560**
53117	245.6 to 246.6 feet	**Vertical Change**	-.27	4 ft	4	REF		
52613	249.5 to 258.4 feet	**Vertical Change**	-.28	4 ft	36	REF		
44459	259.4 to 260.4 feet	**Vertical Change**	-.55	4 ft	4	REF		
52149	261.1 to 264.0 feet	**Vertical Change**	-.29	4 ft	12	REF		
58305	261.6 to 287.2 feet	Driveway				REF		
41745	267.0 to 268.0 feet	**Vertical Change**	-.87	4 ft	4	REF		
8545	270.3 to 279.3 feet	**Cross Slope (Driveway)**	14.0-15.0%	4 ft	36	SF	$40	**$1,440**

Funding Source: TBD **Year to be Completed** TBD

Street Side	Run ID	Survey Street Name	Starting Street Name	End Street Name	Priority
E	1908221404	PISTACHIO CT	KITES WAY	KITES WAY	123.5

ID	Dist. from Corner	Barrier Type	As-is Measurement/Notes	Sidewalk Width	Qty	Unit	Cost	Total
43264	276.8 to 277.8 feet	Vertical Change	-.62	4 ft	4	REF		
8548	279.3 to 283.6 feet	Cross Slope (Driveway)	12.0-13.0%	4 ft	17	SF	$40	**$688**
40291	283.2 to 285.3 feet	Running Slope	6.0-7.0%	4 ft	8	REF		
43414	286.8 to 287.8 feet	Vertical Change	-.61	4 ft	4	REF		
8549	287.5 to 293.0 feet	Cross Slope (PAR)	3.0-4.0%	4 ft	22	SF	$120	**$2,640**
53653	290.8 to 291.8 feet	Vertical Change	-.26	4 ft	4	REF		
8550	293.0 to 307.2 feet	Cross Slope (PAR)	2.0-3.0%	4 ft	57	SF	$120	**$6,816**
50811	295.2 to 305.4 feet	Vertical Change	-.31	4 ft	41	REF		
8552	307.2 to 313.8 feet	Cross Slope (PAR)	4.0-5.0%	4 ft	26	SF	$120	**$3,168**
52152	308.9 to 309.9 feet	Vertical Change	-.29	4 ft	4	REF		
51726	313.4 to 314.4 feet	Vertical Change	-.3	4 ft	4	REF		
57232	313.4 to 314.4 feet	Vertical Change	.71	4 ft	4	REF		
8554	313.8 to 315.8 feet	Cross Slope (PAR)	6.0-7.0%	4 ft	8	SF	$120	**$960**
48242	315.6 to 318.8 feet	Vertical Change	-.39	4 ft	13	REF		
8556	315.8 to 321.8 feet	Cross Slope (PAR)	8.0-9.0%	4 ft	24	SF	$120	**$2,880**
42575	322.4 to 323.5 feet	Vertical Change	-.68	4 ft	4	SF	$75	**$330**
8558	325.0 to 340.7 feet	Cross Slope (PAR)	2.0-3.0%	4 ft	63	SF	$120	**$7,536**
51727	327.1 to 330.3 feet	Vertical Change	-.3	4 ft	13	REF		
58306	335.5 to 362.8 feet	Driveway				REF		
50436	336.0 to 341.7 feet	Vertical Change	-.32	4 ft	23	REF		
8560	344.6 to 358.8 feet	Cross Slope (Driveway)	14.0-15.0%	4 ft	57	SF	$40	**$2,272**
44460	351.1 to 352.1 feet	Vertical Change	-.55	4 ft	4	REF		
40292	358.0 to 359.8 feet	Running Slope	7.0-8.0%	4 ft	7	REF		
47331	361.7 to 367.9 feet	Vertical Change	-.42	4 ft	25	REF		
8562	363.7 to 381.7 feet	Cross Slope (PAR)	2.0-3.0%	4 ft	72	SF	$120	**$8,640**
53656	372.0 to 380.8 feet	Vertical Change	-.26	4 ft	35	REF		
58307	378.1 to 404.0 feet	Driveway				REF		
8564	385.7 to 401.6 feet	Cross Slope (Driveway)	13.014	4 ft	64	SF	$40	**$2,544**

Funding Source: TBD **Year to be Completed** TBD

Street Side	Run ID	Survey Street Name	Starting Street Name	End Street Name	Priority
E	1908221404	PISTACHIO CT	KITES WAY	KITES WAY	123.5

ID	Dist. from Corner	Barrier Type	As-is Measurement/Notes	Sidewalk Width	Qty	Unit	Cost	Total
40293	400.6 to 401.8 feet	Running Slope	7.0-8.0%	4 ft	5	REF		
8568	405.7 to 424.6 feet	Cross Slope (PAR)	3.0-4.0%	4 ft	76	SF	$120	**$9,072**
53120	419.1 to 420.1 feet	**Vertical Change**	-.27	4 ft	4	REF		
58308	420.2 to 445.0 feet	Driveway				REF		
8569	429.1 to 442.8 feet	**Cross Slope (Driveway)**	13.014	4 ft	55	SF	$40	**$2,192**
50057	434.7 to 435.7 feet	**Vertical Change**	-.33	4 ft	4	REF		
40294	442.0 to 443.3 feet	Running Slope	7.0-8.0%	4 ft	5	REF		
43265	445.5 to 446.5 feet	**Vertical Change**	-.62	4 ft	4	REF		
8572	446.5 to 468.7 feet	Cross Slope (PAR)	4.0-5.0%	4 ft	89	SF	$120	**$10,656**
53121	453.1 to 458.5 feet	**Vertical Change**	-.27	4 ft	22	REF		
8576	468.7 to 493.6 feet	Cross Slope (PAR)	2.0-3.0%	4 ft	100	SF	$120	**$11,952**
47101	472.2 to 475.6 feet	**Vertical Change**	-.43	4 ft	14	REF		
46637	481.4 to 484.6 feet	**Vertical Change**	-.45	4 ft	13	REF		
43729	490.0 to 491.0 feet	**Vertical Change**	-.59	4 ft	4	REF		
53123	491.9 to 496.7 feet	**Vertical Change**	-.27	4 ft	19	REF		
58309	492.8 to 517.5 feet	Driveway				REF		
8582	493.6 to 497.3 feet	**Cross Slope (Driveway)**	4.0-5.0%	4 ft	15	SF	$40	**$592**
41705	497.6 to 498.6 feet	**Vertical Change**	-.89	4 ft	4	REF		
8583	501.1 to 507.0 feet	**Cross Slope (Driveway)**	>15%	4 ft	24	SF	$40	**$944**
8585	507.0 to 513.4 feet	**Cross Slope (Driveway)**	13.014	4 ft	26	SF	$40	**$1,024**
42783	507.6 to 508.6 feet	**Vertical Change**	-.66	4 ft	4	REF		
8587	513.4 to 514.7 feet	**Cross Slope (Driveway)**	11.0-12.0%	4 ft	5	SF	$40	**$208**
40295	513.4 to 515.9 feet	Running Slope	5.0-6.0%	4 ft	10	REF		
41676	517.3 to 518.3 feet	**Vertical Change**	-.91	4 ft	4	REF		
8588	518.3 to 562.0 feet	**Cross Slope (Driveway)**	3.0-4.0%	4 ft	175	SF	$40	**$6,992**
54022	522.7 to 527.5 feet	**Vertical Change**	-.25	4 ft	19	REF		
43415	530.3 to 531.3 feet	**Vertical Change**	-.61	4 ft	4	REF		
53126	534.4 to 535.4 feet	**Vertical Change**	-.27	4 ft	4	REF		

Funding Source: TBD **Year to be Completed** TBD

Street Side	Run ID	Survey Street Name	Starting Street Name	End Street Name	Priority
E	1908221404	PISTACHIO CT	KITES WAY	KITES WAY	123.5

ID	Dist. from Corner	Barrier Type	As-is Measurement/Notes	Sidewalk Width	Qty	Unit	Cost	Total
47332	538.4 to 539.4 feet	Vertical Change	-.42	4 ft	4	REF		
53127	542.5 to 547.4 feet	Vertical Change	-.27	4 ft	20	REF		
48530	554.2 to 555.2 feet	Vertical Change	-.38	4 ft	4	REF		
51729	558.4 to 563.4 feet	Vertical Change	-.3	4 ft	20	REF		
8595	562.0 to 585.9 feet	Cross Slope (PAR)	2.0-3.0%	4 ft	96	SF	$120	**$11,472**
52620	566.3 to 569.3 feet	Vertical Change	-.28	4 ft	12	REF		
52154	572.3 to 585.2 feet	Vertical Change	-.29	4 ft	52	REF		
58310	580.9 to 606.8 feet	Driveway				REF		
41401	586.1 to 587.1 feet	Vertical Change	-1.27	4 ft	4	REF		
8597	589.6 to 601.7 feet	Cross Slope (Driveway)	>15%	4 ft	48	SF	$40	**$1,936**
42898	596.7 to 597.7 feet	Vertical Change	-.65	4 ft	4	REF		
8599	601.7 to 604.2 feet	Cross Slope (Driveway)	13.014	4 ft	10	SF	$40	**$400**
40296	603.3 to 604.5 feet	Running Slope	7.0-8.0%	4 ft	5	REF		
41677	606.8 to 607.8 feet	Vertical Change	-.91	4 ft	4	REF		
8600	608.5 to 615.1 feet	Cross Slope (PAR)	2.0-3.0%	4 ft	26	SF	$120	**$3,168**
50812	609.2 to 617.0 feet	Vertical Change	-.31	4 ft	31	REF		
58311	611.8 to 636.3 feet	Driveway				REF		
8601	621.4 to 633.3 feet	Cross Slope (Driveway)	13.014	4 ft	48	SF	$40	**$1,904**
40297	632.5 to 634.3 feet	Running Slope	7.0-8.0%	4 ft	7	REF		
8602	637.4 to 650.0 feet	Cross Slope (PAR)	3.0-4.0%	4 ft	50	SF	$120	**$6,048**
8604	650.0 to 651.2 feet	Cross Slope (PAR)	5.0-6.0%	4 ft	5	SF	$120	**$576**
8605	651.2 to 666.3 feet	Cross Slope (PAR)	6.0-7.0%	4 ft	60	SF	$120	**$7,248**
8610	666.3 to 689.8 feet	Cross Slope (PAR)	5.0-6.0%	4 ft	94	SF	$120	**$11,280**
45762	666.6 to 695.5 feet	Vertical Change	-.49	4 ft	116	REF		
8613	689.8 to 701.6 feet	Cross Slope (PAR)	6.0-7.0%	4 ft	47	SF	$120	**$5,664**
53130	698.5 to 699.5 feet	Vertical Change	-.27	4 ft	4	REF		
58312	699.8 to 726.8 feet	Driveway				REF		
8617	701.6 to 704.0 feet	Cross Slope (Driveway)	5.0-6.0%	4 ft	10	SF	$40	**$384**

Funding Source: TBD **Year to be Completed** TBD

Street Side	Run ID	Survey Street Name	Starting Street Name	End Street Name	Priority
E	1908221404	PISTACHIO CT	KITES WAY	KITES WAY	123.5

ID	Dist. from Corner	Barrier Type	As-is Measurement/Notes	Sidewalk Width	Qty	Unit	Cost	Total
51735	702.4 to 707.4 feet	Vertical Change	-.3	4 ft	20	REF		
8619	704.0 to 705.2 feet	Cross Slope (Driveway)	6.0-7.0%	4 ft	5	SF	$40	**$192**
8620	705.2 to 706.5 feet	Cross Slope (Driveway)	5.0-6.0%	4 ft	5	SF	$40	**$208**
8621	710.2 to 724.2 feet	Cross Slope (Driveway)	14.0-15.0%	4 ft	56	SF	$40	**$2,240**
48243	716.6 to 717.6 feet	Vertical Change	-.39	4 ft	4	REF		
8624	727.7 to 735.6 feet	Cross Slope (PAR)	3.0-4.0%	4 ft	32	SF	$120	**$3,792**
53131	729.0 to 730.0 feet	Vertical Change	-.27	4 ft	4	REF		
58313	730.9 to 756.7 feet	Driveway				REF		
52160	733.6 to 734.6 feet	Vertical Change	-.29	4 ft	4	REF		
8625	739.2 to 754.3 feet	Cross Slope (Driveway)	14.0-15.0%	4 ft	60	SF	$40	**$2,416**
54024	746.4 to 747.4 feet	Vertical Change	-.25	4 ft	4	REF		
40298	754.6 to 755.7 feet	Running Slope	6.0-7.0%	4 ft	4	REF		
53659	756.8 to 757.8 feet	Vertical Change	-.26	4 ft	4	REF		
8626	758.8 to 762.8 feet	Cross Slope (PAR)	2.0-3.0%	4 ft	16	SF	$120	**$1,920**
51736	760.9 to 763.8 feet	Vertical Change	-.3	4 ft	12	REF		
8628	762.8 to 766.6 feet	Cross Slope (PAR)	4.0-5.0%	4 ft	15	SF	$120	**$1,824**
8630	766.6 to 769.8 feet	Cross Slope (PAR)	6.0-7.0%	4 ft	13	SF	$120	**$1,536**
8631	769.8 to 778.0 feet	Cross Slope (PAR)	5.0-6.0%	4 ft	33	SF	$120	**$3,936**
45967	770.8 to 771.8 feet	Vertical Change	-.48	4 ft	4	REF		
8633	778.0 to 781.1 feet	Cross Slope (PAR)	3.0-4.0%	4 ft	12	SF	$120	**$1,488**
50818	778.6 to 779.6 feet	Vertical Change	-.31	4 ft	4	REF		
8634	781.1 to 785.0 feet	Cross Slope (PAR)	2.0-3.0%	4 ft	16	SF	$120	**$1,872**
50058	783.6 to 784.6 feet	Vertical Change	-.33	4 ft	4	REF		

TOTAL COST FOR: E *side of* **PISTACHIO CT** *Starting at:* **KITES WAY** **$239,854.00**

Funding Source: TBD **Year to be Completed** TBD

Street Side	Run ID	Survey Street Name	Starting Street Name	End Street Name	Priority
E	1908230929	PLUM CT	SANTA CRUZ BLVD	SANTA CRUZ BLVD	85

ID	Dist. from Corner	Barrier Type	As-is Measurement/Notes	Sidewalk Width	Qty	Unit	Cost	Total
58596	0.1 to 25.7 feet	Driveway				REF		
42699	3.9 to 4.9 feet	Vertical Change	-.67	5 ft	5	REF		
12183	4.3 to 8.8 feet	Cross Slope (Driveway)	3.0-4.0%	5 ft	23	SF	$40	**$900**
12186	8.8 to 10.4 feet	Cross Slope (Driveway)	2.0-3.0%	5 ft	8	SF	$40	**$320**
42415	10.7 to 11.7 feet	Vertical Change	-.7	5 ft	5	REF		
42246	15.4 to 16.4 feet	Vertical Change	-.72	5 ft	5	REF		
42605	20.5 to 21.5 feet	Vertical Change	-.68	5 ft	5	REF		
44125	25.4 to 26.4 feet	Vertical Change	-.57	5 ft	5	REF		
12187	29.9 to 32.4 feet	Cross Slope (PAR)	2.0-3.0%	5 ft	13	SF	$120	**$1,500**
43954	31.5 to 35.4 feet	Vertical Change	-.58	5 ft	20	REF		
44321	43.2 to 44.2 feet	Vertical Change	-.56	5 ft	5	SF	$75	**$375**
48059	53.2 to 54.2 feet	Vertical Change	-.4	5 ft	5	REF		
12188	53.4 to 84.0 feet	Cross Slope (PAR)	2.0-3.0%	5 ft	153	SF	$120	**$18,360**
44322	63.2 to 64.2 feet	Vertical Change	-.56	5 ft	5	REF		
42700	73.2 to 74.2 feet	Vertical Change	-.67	5 ft	5	REF		
58597	75.3 to 115.1 feet	Driveway				REF		
41319	82.7 to 83.7 feet	Vertical Change	-1.5	5 ft	5	REF		
12191	84.0 to 94.6 feet	Cross Slope (Driveway)	4.0-5.0%	5 ft	53	SF	$40	**$2,120**
45626	86.6 to 87.6 feet	Vertical Change	-.5	5 ft	5	REF		
45825	90.6 to 91.6 feet	Vertical Change	-.49	5 ft	5	REF		
45324	94.5 to 95.5 feet	Vertical Change	-.51	5 ft	5	REF		
12196	94.6 to 107.6 feet	Cross Slope (Driveway)	2.0-3.0%	5 ft	65	SF	$40	**$2,600**
42701	98.3 to 99.3 feet	Vertical Change	-.67	5 ft	5	REF		
45325	102.2 to 103.2 feet	Vertical Change	-.51	5 ft	5	REF		
44528	106.3 to 107.3 feet	Vertical Change	-.55	5 ft	5	REF		
12198	107.6 to 116.4 feet	Cross Slope (Driveway)	4.0-5.0%	5 ft	44	SF	$40	**$1,760**
45128	110.3 to 111.3 feet	Vertical Change	-.52	5 ft	5	REF		
44948	114.6 to 115.6 feet	Vertical Change	-.53	5 ft	5	REF		

Funding Source: TBD **Year to be Completed** TBD

Street Side	Run ID	Survey Street Name	Starting Street Name	End Street Name	Priority
E	1908230929	PLUM CT	SANTA CRUZ BLVD	SANTA CRUZ BLVD	85

ID	Dist. from Corner	Barrier Type	As-is Measurement/Notes	Sidewalk Width	Qty	Unit	Cost	Total
12202	116.4 to 118.5 feet	Cross Slope (PAR)	2.0-3.0%	5 ft	11	SF	$120	**$1,260**
58598	119.5 to 147.2 feet	Driveway				REF		
12203	124.1 to 125.1 feet	**Cross Slope (Driveway)**	2.0-3.0%	5 ft	5	SF	$40	**$200**
52288	125.2 to 126.2 feet	**Vertical Change**	-.29	5 ft	5	REF		
12204	127.3 to 130.2 feet	**Cross Slope (Driveway)**	6.0-7.0%	5 ft	14	SF	$40	**$580**
12205	130.2 to 133.4 feet	**Cross Slope (Driveway)**	5.0-6.0%	5 ft	16	SF	$40	**$640**
45826	130.6 to 131.6 feet	**Vertical Change**	-.49	5 ft	5	REF		
12207	133.4 to 142.9 feet	**Cross Slope (Driveway)**	3.0-4.0%	5 ft	48	SF	$40	**$1,900**
43315	135.8 to 136.8 feet	**Vertical Change**	-.62	5 ft	5	REF		
43786	141.3 to 142.3 feet	**Vertical Change**	-.59	5 ft	5	REF		
12209	142.9 to 147.8 feet	**Cross Slope (Driveway)**	5.0-6.0%	5 ft	25	SF	$40	**$980**
41555	146.4 to 147.4 feet	**Vertical Change**	-1.02	5 ft	5	REF		
12212	147.8 to 154.7 feet	Cross Slope (PAR)	3.0-4.0%	5 ft	34	SF	$120	**$4,140**
12213	154.7 to 171.8 feet	Cross Slope (PAR)	2.0-3.0%	5 ft	86	SF	$120	**$10,260**
43316	156.2 to 157.2 feet	**Vertical Change**	-.62	5 ft	5	REF		
44126	166.2 to 167.2 feet	**Vertical Change**	-.57	5 ft	5	REF		
43955	176.4 to 177.4 feet	**Vertical Change**	-.58	5 ft	5	SF	$75	**$375**
12214	177.7 to 182.5 feet	Cross Slope (PAR)	2.0-3.0%	5 ft	24	SF	$120	**$2,880**
58599	179.2 to 207.9 feet	Driveway				REF		
43956	186.4 to 187.9 feet	**Vertical Change**	-.58	5 ft	8	REF		
12215	187.3 to 203.2 feet	**Cross Slope (Driveway)**	2.0-3.0%	5 ft	80	SF	$40	**$3,180**
43170	191.7 to 192.7 feet	**Vertical Change**	-.63	5 ft	5	REF		
42416	196.8 to 197.8 feet	**Vertical Change**	-.7	5 ft	5	REF		
43171	202.0 to 203.0 feet	**Vertical Change**	-.63	5 ft	5	REF		
12219	203.2 to 209.0 feet	**Cross Slope (Driveway)**	4.0-5.0%	5 ft	29	SF	$40	**$1,160**
47660	207.5 to 209.8 feet	**Vertical Change**	-.41	5 ft	12	REF		
56976	208.9 to 209.9 feet	**Vertical Change**	.57	5 ft	5	REF		
12221	209.0 to 211.8 feet	Cross Slope (PAR)	2.0-3.0%	5 ft	14	SF	$120	**$1,680**

Funding Source: TBD **Year to be Completed** TBD

Street Side	Run ID	Survey Street Name	Starting Street Name	End Street Name	Priority
E	1908230929	PLUM CT	SANTA CRUZ BLVD	SANTA CRUZ BLVD	85

ID	Dist. from Corner	Barrier Type	As-is Measurement/Notes	Sidewalk Width	Qty	Unit	Cost	Total
12222	215.5 to 230.2 feet	Cross Slope (PAR)	2.0-3.0%	5 ft	74	SF	$120	**$8,820**
43957	220.0 to 221.0 feet	**Vertical Change**	-.58	5 ft	5	REF		
45327	228.6 to 229.6 feet	**Vertical Change**	-.51	5 ft	5	REF		
45130	237.3 to 238.3 feet	**Vertical Change**	-.52	5 ft	5	SF	$75	**$375**
46039	246.2 to 247.2 feet	**Vertical Change**	-.48	5 ft	5	LF	$75	**$375**
58600	251.2 to 296.1 feet	Driveway				REF		
49840	252.5 to 253.5 feet	**Vertical Change**	-.34	5 ft	5	REF		
41250	257.6 to 258.6 feet	**Vertical Change**	-1.86	5 ft	5	REF		
12225	261.1 to 270.1 feet	**Cross Slope (Driveway)**	8.0-9.0%	5 ft	45	SF	$40	**$1,800**
42199	266.0 to 267.0 feet	**Vertical Change**	-.73	5 ft	5	REF		
45328	270.1 to 271.1 feet	**Vertical Change**	-.51	5 ft	5	REF		
12227	270.1 to 284.2 feet	**Cross Slope (Driveway)**	6.0-7.0%	5 ft	70	SF	$40	**$2,820**
44127	274.4 to 275.4 feet	**Vertical Change**	-.57	5 ft	5	REF		
44949	279.7 to 280.7 feet	**Vertical Change**	-.53	5 ft	5	REF		
12228	284.2 to 286.3 feet	**Cross Slope (Driveway)**	5.0-6.0%	5 ft	11	SF	$40	**$420**
42702	285.1 to 286.1 feet	**Vertical Change**	-.67	5 ft	5	REF		
12229	286.3 to 292.8 feet	**Cross Slope (Driveway)**	6.0-7.0%	5 ft	33	SF	$40	**$1,300**
12231	292.8 to 295.8 feet	**Cross Slope (Driveway)**	8.0-9.0%	5 ft	15	SF	$40	**$600**
45329	296.0 to 297.0 feet	**Vertical Change**	-.51	5 ft	5	REF		
12233	297.8 to 299.0 feet	Cross Slope (PAR)	3.0-4.0%	5 ft	6	SF	$120	**$720**
12234	299.0 to 315.5 feet	Cross Slope (PAR)	2.0-3.0%	5 ft	83	SF	$120	**$9,900**
53785	307.6 to 308.6 feet	**Vertical Change**	-.26	5 ft	5	REF		
58601	310.6 to 344.7 feet	Driveway				REF		
47414	319.4 to 321.0 feet	**Vertical Change**	-.42	5 ft	8	REF		
44323	326.5 to 327.5 feet	**Vertical Change**	-.56	5 ft	5	REF		
12236	330.5 to 338.7 feet	**Cross Slope (Driveway)**	2.0-3.0%	5 ft	41	SF	$40	**$1,640**
44529	332.8 to 333.8 feet	**Vertical Change**	-.55	5 ft	5	REF		
44530	338.4 to 342.0 feet	**Vertical Change**	-.55	5 ft	18	REF		

Funding Source: TBD **Year to be Completed** TBD

Street Side	Run ID	Survey Street Name	Starting Street Name	End Street Name	Priority
E	1908230929	PLUM CT	SANTA CRUZ BLVD	SANTA CRUZ BLVD	85

ID	Dist. from Corner	Barrier Type	As-is Measurement/Notes	Sidewalk Width	Qty	Unit	Cost	Total
12238	342.0 to 343.6 feet	Cross Slope (Driveway)	8.0-9.0%	5 ft	8	SF	$40	**$320**
42703	345.6 to 346.6 feet	Vertical Change	-.67	5 ft	5	REF		
12239	346.3 to 351.5 feet	Cross Slope (PAR)	2.0-3.0%	5 ft	26	SF	$120	**$3,120**
58602	347.0 to 383.3 feet	Driveway				REF		
44324	351.6 to 352.6 feet	Vertical Change	-.56	5 ft	5	REF		
12240	354.5 to 359.2 feet	Cross Slope (Driveway)	8.0-9.0%	5 ft	24	SF	$40	**$940**
12242	359.2 to 360.6 feet	Cross Slope (Driveway)	6.0-7.0%	5 ft	7	SF	$40	**$280**
53786	359.6 to 360.6 feet	Vertical Change	-.26	5 ft	5	REF		
12243	360.6 to 370.7 feet	Cross Slope (Driveway)	5.0-6.0%	5 ft	51	SF	$40	**$2,020**
45827	363.9 to 364.9 feet	Vertical Change	-.49	5 ft	5	REF		
44325	368.9 to 369.9 feet	Vertical Change	-.56	5 ft	5	REF		
12245	370.7 to 378.2 feet	Cross Slope (Driveway)	3.0-4.0%	5 ft	38	SF	$40	**$1,500**
43787	373.7 to 374.7 feet	Vertical Change	-.59	5 ft	5	REF		
12247	378.2 to 383.3 feet	Cross Slope (Driveway)	5.0-6.0%	5 ft	26	SF	$40	**$1,020**
46256	378.6 to 379.6 feet	Vertical Change	-.47	5 ft	5	REF		
12249	383.3 to 384.5 feet	Cross Slope (Driveway)	3.0-4.0%	5 ft	6	SF	$40	**$240**
44128	383.6 to 384.6 feet	Vertical Change	-.57	5 ft	5	REF		
12250	384.5 to 393.3 feet	Cross Slope (PAR)	2.0-3.0%	5 ft	44	SF	$120	**$5,280**
58603	388.0 to 433.0 feet	Driveway				REF		
41791	388.7 to 389.7 feet	Vertical Change	-.85	5 ft	5	REF		
12252	393.3 to 394.3 feet	Cross Slope (Driveway)	4.0-5.0%	5 ft	5	SF	$40	**$200**
46487	393.5 to 394.5 feet	Vertical Change	-.46	5 ft	5	REF		
12253	395.9 to 405.2 feet	Cross Slope (Driveway)	7.0-8.0%	5 ft	47	SF	$40	**$1,860**
43788	399.4 to 400.4 feet	Vertical Change	-.59	5 ft	5	REF		
41531	402.9 to 403.9 feet	Vertical Change	-1.05	5 ft	5	REF		
12257	405.2 to 424.4 feet	Cross Slope (Driveway)	5.0-6.0%	5 ft	96	SF	$40	**$3,840**
42810	407.8 to 408.8 feet	Vertical Change	-.66	5 ft	5	REF		
42417	412.7 to 413.7 feet	Vertical Change	-.7	5 ft	5	REF		

Funding Source: TBD **Year to be Completed** TBD

Street Side	Run ID	Survey Street Name	Starting Street Name	End Street Name	Priority
E	1908230929	PLUM CT	SANTA CRUZ BLVD	SANTA CRUZ BLVD	85

ID	Dist. from Corner	Barrier Type	As-is Measurement/Notes	Sidewalk Width	Qty	Unit	Cost	Total
43789	417.8 to 418.8 feet	Vertical Change	-.59	5 ft	5	REF		
43790	422.9 to 423.9 feet	Vertical Change	-.59	5 ft	5	REF		
12262	424.4 to 428.2 feet	Cross Slope (Driveway)	6.0-7.0%	5 ft	19	SF	$40	**$760**
43172	428.1 to 429.9 feet	Vertical Change	-.63	5 ft	9	REF		
12264	428.2 to 431.5 feet	Cross Slope (Driveway)	8.0-9.0%	5 ft	17	SF	$40	**$660**
42811	433.3 to 434.3 feet	Vertical Change	-.66	5 ft	5	REF		
12266	434.7 to 435.7 feet	Cross Slope (PAR)	3.0-4.0%	5 ft	5	SF	$120	**$600**
12267	435.7 to 442.1 feet	Cross Slope (PAR)	2.0-3.0%	5 ft	32	SF	$120	**$3,840**
48342	438.4 to 439.4 feet	Vertical Change	-.39	5 ft	5	REF		
12268	446.0 to 453.7 feet	Cross Slope (PAR)	2.0-3.0%	5 ft	39	SF	$120	**$4,620**
58604	446.8 to 473.2 feet	Driveway				REF		
51872	448.5 to 449.5 feet	Vertical Change	-.3	5 ft	5	REF		
47661	453.1 to 454.1 feet	Vertical Change	-.41	5 ft	5	REF		
12269	457.2 to 461.5 feet	Cross Slope (Driveway)	11.0-12.0%	5 ft	22	SF	$40	**$860**
12271	461.5 to 469.9 feet	Cross Slope (Driveway)	9.0-10.0%	5 ft	42	SF	$40	**$1,680**
12273	473.7 to 486.2 feet	Cross Slope (PAR)	3.0-4.0%	5 ft	63	SF	$120	**$7,500**
54099	477.2 to 478.2 feet	Vertical Change	-.25	5 ft	5	REF		
12274	486.2 to 508.7 feet	Cross Slope (PAR)	2.0-3.0%	5 ft	113	SF	$120	**$13,500**
54100	494.8 to 495.8 feet	Vertical Change	-.25	5 ft	5	REF		
49514	504.9 to 505.9 feet	Vertical Change	-.35	5 ft	5	REF		
12275	512.6 to 536.6 feet	Cross Slope (PAR)	2.0-3.0%	5 ft	120	SF	$120	**$14,400**
45629	515.3 to 516.3 feet	Vertical Change	-.5	5 ft	5	REF		
46714	525.3 to 526.3 feet	Vertical Change	-.45	5 ft	5	REF		
58605	527.3 to 562.9 feet	Driveway				REF		
47662	530.6 to 531.6 feet	Vertical Change	-.41	5 ft	5	REF		
52289	535.1 to 536.1 feet	Vertical Change	-.29	5 ft	5	REF		
12279	536.6 to 543.1 feet	Cross Slope (Driveway)	4.0-5.0%	5 ft	33	SF	$40	**$1,300**
52290	539.5 to 540.5 feet	Vertical Change	-.29	5 ft	5	REF		

Funding Source: TBD **Year to be Completed** TBD

Street Side	Run ID	Survey Street Name	Starting Street Name	End Street Name	Priority
E	1908230929	PLUM CT	SANTA CRUZ BLVD	SANTA CRUZ BLVD	85

ID	Dist. from Corner	Barrier Type	As-is Measurement/Notes	Sidewalk Width	Qty	Unit	Cost	Total
12283	543.1 to 565.6 feet	Cross Slope (Driveway)	2.0-3.0%	5 ft	113	SF	$40	$4,500
44326	543.6 to 544.6 feet	Vertical Change	-.56	5 ft	5	REF		
46040	547.6 to 548.6 feet	Vertical Change	-.48	5 ft	5	REF		
45630	551.6 to 552.6 feet	Vertical Change	-.5	5 ft	5	REF		
46488	555.5 to 556.5 feet	Vertical Change	-.46	5 ft	5	REF		
44756	559.5 to 560.5 feet	Vertical Change	-.54	5 ft	5	REF		
45631	563.5 to 564.5 feet	Vertical Change	-.5	5 ft	5	REF		
12285	565.6 to 572.2 feet	Cross Slope (PAR)	4.0-5.0%	5 ft	33	SF	$120	$3,960
46041	567.7 to 569.1 feet	Vertical Change	-.48	5 ft	7	REF		
56626	568.2 to 569.2 feet	Vertical Change	.44	5 ft	5	REF		
58606	571.3 to 596.5 feet	Driveway				REF		
12287	572.2 to 575.8 feet	Cross Slope (Driveway)	2.0-3.0%	5 ft	18	SF	$40	$720
45330	576.5 to 577.5 feet	Vertical Change	-.51	5 ft	5	REF		
12288	580.9 to 594.3 feet	Cross Slope (Driveway)	10.0-11.0%	5 ft	67	SF	$40	$2,680
46715	586.6 to 587.6 feet	Vertical Change	-.45	5 ft	5	REF		
47663	596.7 to 597.7 feet	Vertical Change	-.41	5 ft	5	LF	$75	$375
12291	598.2 to 601.6 feet	Cross Slope (PAR)	2.0-3.0%	5 ft	17	SF	$120	$2,040
44531	601.3 to 602.3 feet	Vertical Change	-.55	5 ft	5	REF		
43480	604.8 to 605.8 feet	Vertical Change	-.61	5 ft	5	SF	$75	$375
44532	613.2 to 614.2 feet	Vertical Change	-.55	5 ft	5	SF	$75	$375
12292	617.0 to 654.6 feet	Cross Slope (PAR)	2.0-3.0%	5 ft	188	SF	$120	$22,560
44327	623.6 to 624.6 feet	Vertical Change	-.56	5 ft	5	REF		
43958	633.6 to 634.6 feet	Vertical Change	-.58	5 ft	5	REF		
51873	643.5 to 644.5 feet	Vertical Change	-.3	5 ft	5	REF		
58607	646.6 to 685.6 feet	Driveway				REF		
42418	649.0 to 650.0 feet	Vertical Change	-.7	5 ft	5	REF		
47163	653.7 to 654.7 feet	Vertical Change	-.43	5 ft	5	REF		
12297	654.6 to 662.7 feet	Cross Slope (Driveway)	4.0-5.0%	5 ft	41	SF	$40	$1,620

Funding Source: TBD **Year to be Completed** TBD

Street Side	Run ID	Survey Street Name	Starting Street Name	End Street Name	Priority
E	1908230929	PLUM CT	SANTA CRUZ BLVD	SANTA CRUZ BLVD	85

ID	Dist. from Corner	Barrier Type	As-is Measurement/Notes	Sidewalk Width	Qty	Unit	Cost	Total
44129	661.9 to 662.9 feet	Vertical Change	-.57	5 ft	5	REF		
12299	662.7 to 681.7 feet	Cross Slope (Driveway)	2.0-3.0%	5 ft	95	SF	$40	**$3,800**
43959	669.7 to 670.7 feet	Vertical Change	-.58	5 ft	5	REF		
42925	677.4 to 678.4 feet	Vertical Change	-.65	5 ft	5	REF		
12301	681.7 to 688.2 feet	Cross Slope (Driveway)	4.0-5.0%	5 ft	33	SF	$40	**$1,300**
45331	685.7 to 686.7 feet	Vertical Change	-.51	5 ft	5	REF		
58608	686.8 to 722.4 feet	Driveway				REF		
12303	688.2 to 690.2 feet	Cross Slope (Driveway)	2.0-3.0%	5 ft	10	SF	$40	**$400**
44951	691.2 to 692.2 feet	Vertical Change	-.53	5 ft	5	REF		
12304	693.9 to 703.8 feet	Cross Slope (Driveway)	9.0-10.0%	5 ft	50	SF	$40	**$1,980**
50951	698.4 to 699.4 feet	Vertical Change	-.31	5 ft	5	REF		
12306	703.8 to 720.7 feet	Cross Slope (Driveway)	7.0-8.0%	5 ft	85	SF	$40	**$3,380**
45332	706.4 to 707.4 feet	Vertical Change	-.51	5 ft	5	REF		
44952	714.6 to 715.6 feet	Vertical Change	-.53	5 ft	5	REF		
43481	722.3 to 723.3 feet	Vertical Change	-.61	5 ft	5	REF		
12308	723.8 to 756.1 feet	Cross Slope (PAR)	2.0-3.0%	5 ft	162	SF	$120	**$19,380**
51874	730.4 to 731.4 feet	Vertical Change	-.3	5 ft	5	REF		
45131	738.9 to 739.9 feet	Vertical Change	-.52	5 ft	5	REF		
58609	751.8 to 790.8 feet	Driveway				REF		
50563	758.9 to 759.9 feet	Vertical Change	-.32	5 ft	5	REF		
12311	760.5 to 791.1 feet	Cross Slope (Driveway)	3.0-4.0%	5 ft	153	SF	$40	**$6,120**
45132	763.0 to 764.0 feet	Vertical Change	-.52	5 ft	5	REF		
45133	766.9 to 767.9 feet	Vertical Change	-.52	5 ft	5	REF		
44533	770.7 to 771.7 feet	Vertical Change	-.55	5 ft	5	REF		
43791	774.7 to 775.7 feet	Vertical Change	-.59	5 ft	5	REF		
50172	778.8 to 779.8 feet	Vertical Change	-.33	5 ft	5	REF		
43317	782.7 to 783.7 feet	Vertical Change	-.62	5 ft	5	REF		
46716	786.7 to 787.7 feet	Vertical Change	-.45	5 ft	5	REF		

Funding Source: TBD **Year to be Completed** TBD

Street Side	Run ID	Survey Street Name	Starting Street Name	End Street Name	Priority
E	1908230929	PLUM CT	SANTA CRUZ BLVD	SANTA CRUZ BLVD	85

ID	Dist. from Corner	Barrier Type	As-is Measurement/Notes	Sidewalk Width	Qty	Unit	Cost	Total
12317	791.1 to 793.0 feet	Cross Slope (Driveway)	2.0-3.0%	5 ft	10	SF	$40	**$380**
44130	796.2 to 797.2 feet	Vertical Change	-.57	5 ft	5	SF	$75	**$375**
12318	801.3 to 805.3 feet	Cross Slope (PAR)	2.0-3.0%	5 ft	20	SF	$120	**$2,400**
50564	806.3 to 807.3 feet	Vertical Change	-.32	5 ft	5	LF	$75	**$375**

TOTAL COST FOR: E *side of* **PLUM CT** *Starting at:* **SANTA CRUZ BLVD** **$235,375.00**

Funding Source: TBD **Year to be Completed** TBD

Street Side	Run ID	Survey Street Name	Starting Street Name	End Street Name	Priority
N	1908230944	PLUM WAY	SANTA CRUZ BLVD	WALNUT WAY	57.5

ID	Dist. from Corner	Barrier Type	As-is Measurement/Notes	Sidewalk Width	Qty	Unit	Cost	Total
46268	1.6 to 2.6 feet	Vertical Change	-.47	5 ft	5	LF	$75	$375
12577	2.7 to 27.0 feet	Cross Slope (PAR)	2.0-3.0%	5 ft	122	SF	$120	$14,580
48356	7.5 to 13.2 feet	Vertical Change	-.39	5 ft	29	REF		
58630	15.9 to 54.8 feet	Driveway				REF		
50184	17.1 to 23.8 feet	Vertical Change	-.33	5 ft	33	REF		
46728	28.8 to 29.8 feet	Vertical Change	-.45	5 ft	5	REF		
43640	34.5 to 35.5 feet	Vertical Change	-.6	5 ft	5	REF		
46269	38.9 to 39.9 feet	Vertical Change	-.47	5 ft	5	REF		
56639	39.0 to 40.0 feet	Vertical Change	.47	5 ft	5	REF		
49530	43.5 to 44.5 feet	Vertical Change	-.35	5 ft	5	REF		
12578	48.8 to 52.2 feet	Cross Slope (Driveway)	2.0-3.0%	5 ft	17	SF	$40	$680
45834	49.2 to 50.2 feet	Vertical Change	-.49	5 ft	5	REF		
12580	52.2 to 68.3 feet	Cross Slope (Driveway)	4.0-5.0%	5 ft	81	SF	$40	$3,220
47681	55.0 to 73.4 feet	Vertical Change	-.41	5 ft	92	REF		
58631	64.2 to 91.8 feet	Driveway				REF		
12583	68.3 to 90.3 feet	Cross Slope (Driveway)	2.0-3.0%	5 ft	110	SF	$40	$4,400
48074	77.9 to 78.9 feet	Vertical Change	-.4	5 ft	5	REF		
47682	83.2 to 84.2 feet	Vertical Change	-.41	5 ft	5	REF		
45835	88.3 to 89.3 feet	Vertical Change	-.49	5 ft	5	REF		
12587	90.3 to 130.4 feet	Cross Slope (Driveway)	4.0-5.0%	5 ft	201	SF	$40	$8,020
56913	93.5 to 94.5 feet	Vertical Change	.5	5 ft	5	REF		
44544	93.8 to 98.8 feet	Vertical Change	-.55	5 ft	25	REF		
53793	99.2 to 103.6 feet	Vertical Change	-.26	5 ft	22	REF		
52302	106.6 to 107.6 feet	Vertical Change	-.29	5 ft	5	REF		
43964	108.6 to 115.6 feet	Vertical Change	-.58	5 ft	35	REF		
50965	116.7 to 121.7 feet	Vertical Change	-.31	5 ft	25	REF		
43641	122.8 to 123.8 feet	Vertical Change	-.6	5 ft	5	REF		
49853	124.8 to 127.7 feet	Vertical Change	-.34	5 ft	15	REF		

Funding Source: TBD **Year to be Completed** TBD

Street Side	Run ID	Survey Street Name	Starting Street Name	End Street Name	Priority
N	1908230944	PLUM WAY	SANTA CRUZ BLVD	WALNUT WAY	57.5

ID	Dist. from Corner	Barrier Type	As-is Measurement/Notes	Sidewalk Width	Qty	Unit	Cost	Total
12591	130.4 to 144.0 feet	Cross Slope (PAR)	2.0-3.0%	5 ft	68	SF	$120	**$8,160**
49854	132.8 to 133.8 feet	**Vertical Change**	-.34	5 ft	5	REF		
58632	134.3 to 162.3 feet	Driveway				REF		
49855	136.7 to 137.7 feet	**Vertical Change**	-.34	5 ft	5	REF		
41393	138.6 to 139.6 feet	**Vertical Change**	-1.29	5 ft	5	REF		
43321	140.7 to 143.8 feet	**Vertical Change**	-.62	5 ft	16	REF		
12595	144.0 to 165.6 feet	**Cross Slope (Driveway)**	4.0-5.0%	5 ft	108	SF	$40	**$4,320**
44138	148.3 to 149.3 feet	**Vertical Change**	-.57	5 ft	5	REF		
41917	153.3 to 154.3 feet	**Vertical Change**	-.8	5 ft	5	REF		
43796	158.3 to 159.3 feet	**Vertical Change**	-.59	5 ft	5	REF		
44545	162.1 to 164.5 feet	**Vertical Change**	-.55	5 ft	12	REF		
41548	165.3 to 166.3 feet	**Vertical Change**	-1.03	5 ft	5	REF		
12602	165.6 to 175.5 feet	Cross Slope (PAR)	2.0-3.0%	5 ft	50	SF	$120	**$5,940**
50967	167.2 to 172.0 feet	**Vertical Change**	-.31	5 ft	24	REF		
58633	169.0 to 196.3 feet	Driveway				REF		
41918	172.4 to 173.4 feet	**Vertical Change**	-.8	5 ft	5	REF		
46498	173.8 to 176.3 feet	**Vertical Change**	-.46	5 ft	13	REF		
12604	176.4 to 181.3 feet	**Cross Slope (Driveway)**	5.0-6.0%	5 ft	25	SF	$40	**$980**
46942	178.6 to 179.6 feet	**Vertical Change**	-.44	5 ft	5	REF		
12606	181.3 to 183.0 feet	**Cross Slope (Driveway)**	3.0-4.0%	5 ft	9	SF	$40	**$340**
53264	182.1 to 183.1 feet	**Vertical Change**	-.27	5 ft	5	REF		
12607	183.0 to 192.7 feet	**Cross Slope (Driveway)**	2.0-3.0%	5 ft	49	SF	$40	**$1,940**
48075	185.5 to 186.5 feet	**Vertical Change**	-.4	5 ft	5	REF		
50572	189.1 to 190.1 feet	**Vertical Change**	-.32	5 ft	5	REF		
47419	192.6 to 193.6 feet	**Vertical Change**	-.42	5 ft	5	REF		
12609	192.7 to 216.9 feet	**Cross Slope (Driveway)**	4.0-5.0%	5 ft	121	SF	$40	**$4,840**
45336	196.3 to 197.3 feet	**Vertical Change**	-.51	5 ft	5	REF		
48076	216.3 to 221.3 feet	**Vertical Change**	-.4	5 ft	25	REF		

Funding Source: TBD **Year to be Completed** TBD

Street Side	Run ID	Survey Street Name	Starting Street Name	End Street Name	Priority
N	1908230944	PLUM WAY	SANTA CRUZ BLVD	WALNUT WAY	57.5

ID	Dist. from Corner	Barrier Type	As-is Measurement/Notes	Sidewalk Width	Qty	Unit	Cost	Total
12615	216.9 to 218.6 feet	Cross Slope (PAR)	2.0-3.0%	5 ft	9	SF	$120	**$1,020**
12616	222.4 to 245.8 feet	Cross Slope (PAR)	2.0-3.0%	5 ft	117	SF	$120	**$14,040**
52777	224.3 to 239.9 feet	**Vertical Change**	-.28	5 ft	78	REF		
58634	238.1 to 266.4 feet	Driveway				REF		
43486	241.3 to 245.0 feet	**Vertical Change**	-.61	5 ft	19	REF		
12621	245.8 to 253.1 feet	**Cross Slope (Driveway)**	4.0-5.0%	5 ft	37	SF	$40	**$1,460**
51887	251.4 to 252.4 feet	**Vertical Change**	-.3	5 ft	5	REF		
12625	253.1 to 262.8 feet	**Cross Slope (Driveway)**	2.0-3.0%	5 ft	49	SF	$40	**$1,940**
44546	255.7 to 256.7 feet	**Vertical Change**	-.55	5 ft	5	REF		
44765	260.2 to 261.2 feet	**Vertical Change**	-.54	5 ft	5	REF		
12627	262.8 to 268.4 feet	**Cross Slope (Driveway)**	4.0-5.0%	5 ft	28	SF	$40	**$1,120**
45140	264.7 to 282.4 feet	**Vertical Change**	-.52	5 ft	88	REF		
12629	268.4 to 270.6 feet	Cross Slope (PAR)	2.0-3.0%	5 ft	11	SF	$120	**$1,320**
12630	278.1 to 280.6 feet	Cross Slope (PAR)	2.0-3.0%	5 ft	13	SF	$120	**$1,500**
58635	280.7 to 308.7 feet	Driveway				REF		
53796	282.8 to 283.8 feet	**Vertical Change**	-.26	5 ft	5	REF		
12631	284.9 to 286.2 feet	**Cross Slope (Driveway)**	2.0-3.0%	5 ft	7	SF	$40	**$260**
48921	286.0 to 287.0 feet	**Vertical Change**	-.37	5 ft	5	REF		
12632	287.1 to 306.0 feet	**Cross Slope (Driveway)**	4.0-5.0%	5 ft	94	SF	$40	**$3,780**
43039	292.4 to 293.4 feet	**Vertical Change**	-.64	5 ft	5	REF		
46271	301.3 to 302.3 feet	**Vertical Change**	-.47	5 ft	5	REF		
12636	306.0 to 307.6 feet	**Cross Slope (Driveway)**	6.0-7.0%	5 ft	8	SF	$40	**$320**
12637	307.6 to 308.7 feet	**Cross Slope (Driveway)**	5.0-6.0%	5 ft	5	SF	$40	**$220**
46050	309.3 to 310.3 feet	**Vertical Change**	-.48	5 ft	5	REF		
12638	310.3 to 315.2 feet	Cross Slope (PAR)	2.0-3.0%	5 ft	25	SF	$120	**$2,940**
50576	316.2 to 321.5 feet	**Vertical Change**	-.32	5 ft	27	LF	$75	**$1,988**
50973	324.8 to 325.8 feet	**Vertical Change**	-.31	5 ft	5	LF	$75	**$375**

TOTAL COST FOR: N *side of* **PLUM WAY** *Starting at:* **SANTA CRUZ BLVD** **$90,077.50**

Funding Source: TBD **Year to be Completed** TBD

Street Side	Run ID	Survey Street Name	Starting Street Name	End Street Name	Priority
S	1908230953	PLUM WAY	WALNUT WAY	SANTA CRUZ BLVD	83

ID	Dist. from Corner	Barrier Type	As-is Measurement/Notes	Sidewalk Width	Qty	Unit	Cost	Total
12841	0.0 to 1.9 feet	Cross Slope (PAR)	3.0-4.0%	5 ft	10	SF	$120	**$1,140**
12842	1.9 to 13.8 feet	Cross Slope (PAR)	2.0-3.0%	5 ft	60	SF	$120	**$7,140**
49217	2.9 to 3.9 feet	**Vertical Change**	-.36	5 ft	5	REF		
12844	13.8 to 47.8 feet	Cross Slope (PAR)	4.0-5.0%	5 ft	170	SF	$120	**$20,400**
45842	14.9 to 15.9 feet	**Vertical Change**	-.49	5 ft	5	REF		
41712	25.3 to 26.3 feet	**Vertical Change**	-.89	5 ft	5	REF		
41208	25.4 to 26.4 feet	**Vertical Change**	-2.37	5 ft	5	REF		
58658	26.1 to 49.8 feet	Driveway				REF		
44966	27.2 to 31.1 feet	**Vertical Change**	-.53	5 ft	20	REF		
50191	34.4 to 35.4 feet	**Vertical Change**	-.33	5 ft	5	REF		
50976	39.7 to 40.7 feet	**Vertical Change**	-.31	5 ft	5	REF		
12852	47.8 to 49.7 feet	**Cross Slope (Driveway)**	6.0-7.0%	5 ft	10	SF	$40	**$380**
52784	48.4 to 50.0 feet	**Vertical Change**	-.28	5 ft	8	REF		
12853	49.7 to 52.3 feet	**Cross Slope (Driveway)**	5.0-6.0%	5 ft	13	SF	$40	**$520**
44775	51.0 to 52.0 feet	**Vertical Change**	-.54	5 ft	5	REF		
12855	52.3 to 60.2 feet	Cross Slope (PAR)	3.0-4.0%	5 ft	40	SF	$120	**$4,740**
12856	60.2 to 62.8 feet	Cross Slope (PAR)	2.0-3.0%	5 ft	13	SF	$120	**$1,560**
42715	62.8 to 63.8 feet	**Vertical Change**	-.67	5 ft	5	REF		
12858	62.8 to 74.0 feet	Cross Slope (PAR)	4.0-5.0%	5 ft	56	SF	$120	**$6,720**
42513	72.7 to 73.7 feet	**Vertical Change**	-.69	5 ft	5	REF		
12860	74.0 to 76.7 feet	Cross Slope (PAR)	6.0-7.0%	5 ft	14	SF	$120	**$1,620**
12861	76.7 to 82.3 feet	Cross Slope (PAR)	5.0-6.0%	5 ft	28	SF	$120	**$3,360**
58659	77.0 to 113.0 feet	Driveway				REF		
41191	78.3 to 79.3 feet	**Vertical Change**	-2.58	5 ft	5	REF		
44967	80.2 to 83.1 feet	**Vertical Change**	-.53	5 ft	15	REF		
12864	83.9 to 89.3 feet	**Cross Slope (Driveway)**	7.0-8.0%	5 ft	27	SF	$40	**$1,080**
47177	86.4 to 87.4 feet	**Vertical Change**	-.43	5 ft	5	REF		
12866	89.3 to 95.6 feet	**Cross Slope (Driveway)**	5.0-6.0%	5 ft	32	SF	$40	**$1,260**

Funding Source: TBD **Year to be Completed** TBD

Street Side	Run ID	Survey Street Name	Starting Street Name	End Street Name	Priority
S	1908230953	PLUM WAY	WALNUT WAY	SANTA CRUZ BLVD	83

ID	Dist. from Corner	Barrier Type	As-is Measurement/Notes	Sidewalk Width	Qty	Unit	Cost	Total
46950	89.8 to 90.8 feet	Vertical Change	-.44	5 ft	5	REF		
42939	94.4 to 95.4 feet	Vertical Change	-.65	5 ft	5	REF		
12868	95.6 to 106.4 feet	Cross Slope (Driveway)	3.0-4.0%	5 ft	54	SF	$40	**$2,160**
43652	99.0 to 100.0 feet	Vertical Change	-.6	5 ft	5	REF		
41756	103.2 to 104.2 feet	Vertical Change	-.87	5 ft	5	REF		
12870	106.4 to 109.2 feet	Cross Slope (Driveway)	5.0-6.0%	5 ft	14	SF	$40	**$560**
44350	107.0 to 108.0 feet	Vertical Change	-.56	5 ft	5	REF		
12871	109.2 to 112.8 feet	Cross Slope (Driveway)	6.0-7.0%	5 ft	18	SF	$40	**$720**
45643	114.2 to 117.3 feet	Vertical Change	-.5	5 ft	16	REF		
12872	114.6 to 115.7 feet	Cross Slope (PAR)	3.0-4.0%	5 ft	6	SF	$120	**$660**
12873	115.7 to 142.6 feet	Cross Slope (PAR)	2.0-3.0%	5 ft	135	SF	$120	**$16,140**
41606	118.4 to 119.4 feet	Vertical Change	-.98	5 ft	5	REF		
53803	126.2 to 127.2 feet	Vertical Change	-.26	5 ft	5	REF		
58660	129.3 to 158.2 feet	Driveway				REF		
45343	133.7 to 138.8 feet	Vertical Change	-.51	5 ft	26	REF		
44776	143.0 to 144.0 feet	Vertical Change	-.54	5 ft	5	REF		
42424	148.0 to 149.0 feet	Vertical Change	-.7	5 ft	5	REF		
44560	152.5 to 153.5 feet	Vertical Change	-.55	5 ft	5	REF		
12875	156.3 to 159.1 feet	Cross Slope (Driveway)	3.0-4.0%	5 ft	14	SF	$40	**$560**
43182	157.9 to 161.1 feet	Vertical Change	-.63	5 ft	16	REF		
12876	159.1 to 226.8 feet	Cross Slope (PAR)	2.0-3.0%	5 ft	339	SF	$120	**$40,620**
41359	162.0 to 163.0 feet	Vertical Change	-1.38	5 ft	5	REF		
53804	164.0 to 167.0 feet	Vertical Change	-.26	5 ft	15	REF		
44147	173.0 to 174.0 feet	Vertical Change	-.57	5 ft	5	REF		
50977	181.0 to 182.0 feet	Vertical Change	-.31	5 ft	5	REF		
41780	183.0 to 184.0 feet	Vertical Change	-.86	5 ft	5	REF		
42162	192.5 to 193.5 feet	Vertical Change	-.74	5 ft	5	REF		
54111	198.4 to 201.3 feet	Vertical Change	-.25	5 ft	15	REF		

Funding Source: TBD **Year to be Completed** TBD

Street Side	Run ID	Survey Street Name	Starting Street Name	End Street Name	Priority
S	1908230953	PLUM WAY	WALNUT WAY	SANTA CRUZ BLVD	83

ID	Dist. from Corner	Barrier Type	As-is Measurement/Notes	Sidewalk Width	Qty	Unit	Cost	Total
42825	202.2 to 203.2 feet	Vertical Change	-.66	5 ft	5	REF		
53806	204.1 to 207.0 feet	Vertical Change	-.26	5 ft	15	REF		
53270	209.8 to 210.8 feet	Vertical Change	-.27	5 ft	5	REF		
42425	211.6 to 212.6 feet	Vertical Change	-.7	5 ft	5	REF		
58661	213.4 to 241.5 feet	Driveway				REF		
44777	217.2 to 222.3 feet	Vertical Change	-.54	5 ft	26	REF		
56947	222.9 to 223.9 feet	Vertical Change	.54	5 ft	5	REF		
42940	224.9 to 225.9 feet	Vertical Change	-.65	5 ft	5	REF		
43183	228.3 to 229.3 feet	Vertical Change	-.63	5 ft	5	REF		
43654	231.8 to 232.8 feet	Vertical Change	-.6	5 ft	5	REF		
46505	235.2 to 236.2 feet	Vertical Change	-.46	5 ft	5	REF		
44968	238.4 to 239.4 feet	Vertical Change	-.53	5 ft	5	REF		
12886	239.6 to 251.4 feet	Cross Slope (Driveway)	2.0-3.0%	5 ft	59	SF	$40	**$2,360**
42514	245.9 to 246.9 feet	Vertical Change	-.69	5 ft	5	REF		
57140	246.0 to 247.0 feet	Vertical Change	.63	5 ft	5	REF		
53807	251.4 to 252.4 feet	Vertical Change	-.26	5 ft	5	REF		
42515	256.2 to 257.2 feet	Vertical Change	-.69	5 ft	5	SF	$75	**$375**
54113	258.1 to 259.1 feet	Vertical Change	-.25	5 ft	5	LF	$75	**$375**
12889	260.1 to 276.3 feet	Cross Slope (PAR)	2.0-3.0%	5 ft	81	SF	$120	**$9,720**
58662	261.2 to 284.8 feet	Driveway				REF		
42716	263.7 to 266.6 feet	Vertical Change	-.67	5 ft	15	REF		
49218	272.8 to 273.8 feet	Vertical Change	-.36	5 ft	5	REF		
12892	277.2 to 278.2 feet	Cross Slope (Driveway)	5.0-6.0%	5 ft	5	SF	$40	**$200**
12893	278.2 to 281.2 feet	Cross Slope (Driveway)	6.0-7.0%	5 ft	15	SF	$40	**$600**
12895	281.2 to 284.1 feet	Cross Slope (Driveway)	8.0-9.0%	5 ft	15	SF	$40	**$580**
47427	285.9 to 290.1 feet	Vertical Change	-.42	5 ft	21	REF		
12896	286.9 to 295.9 feet	Cross Slope (PAR)	2.0-3.0%	5 ft	45	SF	$120	**$5,400**
41993	294.2 to 295.2 feet	Vertical Change	-.78	5 ft	5	REF		

Funding Source: TBD **Year to be Completed** TBD

Street Side	Run ID	Survey Street Name	Starting Street Name	End Street Name	Priority
S	1908230953	PLUM WAY	WALNUT WAY	SANTA CRUZ BLVD	83

ID	Dist. from Corner	Barrier Type	As-is Measurement/Notes	Sidewalk Width	Qty	Unit	Cost	Total
12898	295.9 to 304.3 feet	Cross Slope (PAR)	4.0-5.0%	5 ft	42	SF	$120	**$5,040**
52785	299.1 to 300.1 feet	**Vertical Change**	-.28	5 ft	5	REF		
57237	299.2 to 300.2 feet	**Vertical Change**	.73	5 ft	5	REF		
42251	303.2 to 304.2 feet	**Vertical Change**	-.72	5 ft	5	REF		
54114	303.2 to 304.2 feet	**Vertical Change**	-.25	5 ft	5	REF		
12902	304.3 to 305.6 feet	Cross Slope (PAR)	2.0-3.0%	5 ft	7	SF	$120	**$780**

TOTAL COST FOR: S *side of* **PLUM WAY** *Starting at:* **WALNUT WAY** **$136,770.00**

Funding Source: TBD **Year to be Completed** TBD

Street Side	Run ID	Survey Street Name	Starting Street Name	End Street Name	Priority
E/S	1908201118	PROSPERITY RD	SIDEWALK BEGINS	SIDEWALK ENDS	40

ID	Dist. from Corner	Barrier Type	As-is Measurement/Notes	Sidewalk Width	Qty	Unit	Cost	Total
610	0.0 to 34.5 feet	Cross Slope (PAR)	2.0-3.0%	5 ft	173	SF	$120	**$20,700**
49246	7.5 to 8.5 feet	Vertical Change	-.35	5 ft	5	REF		
49897	18.8 to 19.8 feet	Vertical Change	-.33	5 ft	5	REF		
46986	30.1 to 31.1 feet	Vertical Change	-.43	5 ft	5	REF		
615	38.2 to 54.6 feet	Cross Slope (PAR)	2.0-3.0%	5 ft	82	SF	$120	**$9,840**
50604	38.6 to 39.6 feet	Vertical Change	-.31	5 ft	5	REF		
44177	47.8 to 48.8 feet	Vertical Change	-.56	5 ft	5	REF		
52810	57.9 to 58.9 feet	Vertical Change	-.27	5 ft	5	REF		
616	58.0 to 81.3 feet	Cross Slope (PAR)	2.0-3.0%	5 ft	117	SF	$120	**$13,980**
53304	68.0 to 69.0 feet	Vertical Change	-.26	5 ft	5	REF		
45879	78.2 to 79.2 feet	Vertical Change	-.48	5 ft	5	REF		
50605	85.6 to 92.3 feet	Vertical Change	-.31	5 ft	34	LF	$75	**$2,513**
57717	98.7 to 131.8 feet	Driveway				REF		
47458	100.2 to 101.2 feet	Vertical Change	-.41	5 ft	5	REF		
49898	110.8 to 111.8 feet	Vertical Change	-.33	5 ft	5	REF		
47459	120.8 to 121.8 feet	Vertical Change	-.41	5 ft	5	REF		
617	127.6 to 133.7 feet	Cross Slope (Driveway)	2.0-3.0%	5 ft	30	SF	$40	**$1,220**
48107	131.3 to 134.3 feet	Vertical Change	-.39	5 ft	15	REF		
53306	140.1 to 141.1 feet	Vertical Change	-.26	5 ft	5	LF	$75	**$375**
618	143.3 to 160.8 feet	Cross Slope (PAR)	2.0-3.0%	5 ft	88	SF	$120	**$10,500**
51508	144.2 to 145.2 feet	Vertical Change	-.3	5 ft	5	REF		
53307	151.1 to 152.1 feet	Vertical Change	-.26	5 ft	5	REF		
47871	155.7 to 156.7 feet	Vertical Change	-.4	5 ft	5	REF		
46304	160.2 to 161.2 feet	Vertical Change	-.46	5 ft	5	REF		
622	169.3 to 213.9 feet	Cross Slope (PAR)	2.0-3.0%	5 ft	223	SF	$120	**$26,760**
51509	169.8 to 170.8 feet	Vertical Change	-.3	5 ft	5	REF		
52811	174.3 to 175.3 feet	Vertical Change	-.27	5 ft	5	REF		
52338	186.3 to 189.6 feet	Vertical Change	-.28	5 ft	17	REF		

Funding Source: TBD **Year to be Completed** TBD

Street Side	Run ID	Survey Street Name	Starting Street Name	End Street Name	Priority
E/S	1908201118	PROSPERITY RD	SIDEWALK BEGINS	SIDEWALK ENDS	40

ID	Dist. from Corner	Barrier Type	As-is Measurement/Notes	Sidewalk Width	Qty	Unit	Cost	Total
48108	218.9 to 219.9 feet	Vertical Change	-.39	5 ft	5	LF	$75	$375
625	245.7 to 271.7 feet	Cross Slope (PAR)	2.0-3.0%	5 ft	130	SF	$120	$15,600
45673	266.6 to 267.6 feet	Vertical Change	-.49	5 ft	5	REF		
46987	286.2 to 287.2 feet	Vertical Change	-.43	5 ft	5	LF	$75	$375
626	287.9 to 525.7 feet	Cross Slope (PAR)	2.0-3.0%	5 ft	1189	SF	$120	$142,680
49574	295.7 to 296.7 feet	Vertical Change	-.34	5 ft	5	REF		
44014	361.8 to 362.8 feet	Vertical Change	-.57	5 ft	5	REF		
44178	394.7 to 395.7 feet	Vertical Change	-.56	5 ft	5	REF		
48673	404.4 to 405.4 feet	Vertical Change	-.37	5 ft	5	REF		
42749	406.9 to 407.9 feet	Vertical Change	-.66	5 ft	5	REF		
45674	414.5 to 415.5 feet	Vertical Change	-.49	5 ft	5	REF		
49575	435.5 to 439.0 feet	Vertical Change	-.34	5 ft	18	REF		
44604	445.4 to 446.4 feet	Vertical Change	-.54	5 ft	5	REF		
48109	450.3 to 451.3 feet	Vertical Change	-.39	5 ft	5	REF		
45457	455.5 to 456.5 feet	Vertical Change	-.5	5 ft	5	REF		
639	552.6 to 563.0 feet	Cross Slope (PAR)	2.0-3.0%	5 ft	52	SF	$120	$6,240
51918	557.0 to 558.0 feet	Vertical Change	-.29	5 ft	5	REF		
640	567.0 to 577.2 feet	Cross Slope (PAR)	2.0-3.0%	5 ft	51	SF	$120	$6,120
642	628.9 to 652.0 feet	Cross Slope (PAR)	2.0-3.0%	5 ft	116	SF	$120	$13,860
47207	635.8 to 636.8 feet	Vertical Change	-.42	5 ft	5	REF		
645	656.3 to 677.0 feet	Cross Slope (PAR)	2.0-3.0%	5 ft	104	SF	$120	$12,420
648	724.4 to 739.5 feet	Cross Slope (PAR)	2.0-3.0%	5 ft	76	SF	$120	$9,060
650	832.6 to 838.7 feet	Cross Slope (PAR)	2.0-3.0%	5 ft	31	SF	$120	$3,660
651	841.5 to 855.8 feet	Cross Slope (PAR)	2.0-3.0%	5 ft	72	SF	$120	$8,580
654	868.2 to 889.7 feet	Cross Slope (PAR)	2.0-3.0%	5 ft	108	SF	$120	$12,900
44810	893.7 to 894.7 feet	Vertical Change	-.53	5 ft	5	SF	$75	$375
53308	893.9 to 894.9 feet	Vertical Change	-.26	5 ft	5	LF	$75	$375
655	905.8 to 907.6 feet	Cross Slope (PAR)	2.0-3.0%	5 ft	9	SF	$120	$1,080

Funding Source: TBD **Year to be Completed** TBD

Street Side	Run ID	Survey Street Name	Starting Street Name	End Street Name	Priority
E/S	1908201118	PROSPERITY RD	SIDEWALK BEGINS	SIDEWALK ENDS	40

ID	Dist. from Corner	Barrier Type	As-is Measurement/Notes	Sidewalk Width	Qty	Unit	Cost	Total
656	915.2 to 960.1 feet	Cross Slope (PAR)	2.0-3.0%	5 ft	225	SF	$120	**$26,940**
660	962.9 to 967.4 feet	Cross Slope (PAR)	2.0-3.0%	5 ft	23	SF	$120	**$2,700**
661	973.8 to 979.3 feet	Cross Slope (PAR)	2.0-3.0%	5 ft	28	SF	$120	**$3,300**
662	984.0 to 989.8 feet	Cross Slope (PAR)	2.0-3.0%	5 ft	29	SF	$120	**$3,480**
663	992.8 to 996.7 feet	Cross Slope (PAR)	2.0-3.0%	5 ft	20	SF	$120	**$2,340**
664	1000.4 to 1016.7 feet	Cross Slope (PAR)	2.0-3.0%	5 ft	82	SF	$120	**$9,780**
665	1027.8 to 1029.3 feet	Cross Slope (PAR)	2.0-3.0%	5 ft	8	SF	$120	**$900**
666	1037.2 to 1039.7 feet	Cross Slope (PAR)	2.0-3.0%	5 ft	13	SF	$120	**$1,500**
667	1043.8 to 1190.4 feet	Cross Slope (PAR)	2.0-3.0%	5 ft	733	SF	$120	**$87,960**
48958	1192.9 to 1193.9 feet	**Vertical Change**	-.36	5 ft	5	LF	$75	**$375**
674	1198.2 to 1231.9 feet	Cross Slope (PAR)	2.0-3.0%	5 ft	169	SF	$120	**$20,220**
675	1234.7 to 1363.0 feet	Cross Slope (PAR)	2.0-3.0%	5 ft	642	SF	$120	**$76,980**
53831	1254.5 to 1255.5 feet	**Vertical Change**	-.25	5 ft	5	REF		
49247	1306.6 to 1307.6 feet	**Vertical Change**	-.35	5 ft	5	REF		
681	1368.4 to 1549.0 feet	Cross Slope (PAR)	2.0-3.0%	5 ft	903	SF	$120	**$108,360**
46081	1510.2 to 1511.2 feet	**Vertical Change**	-.47	5 ft	5	REF		
49248	1518.7 to 1519.7 feet	**Vertical Change**	-.35	5 ft	5	REF		
44996	1522.1 to 1523.1 feet	**Vertical Change**	-.52	5 ft	5	REF		
44015	1549.3 to 1550.3 feet	**Vertical Change**	-.57	5 ft	5	SF	$75	**$375**
44811	1553.9 to 1554.9 feet	**Vertical Change**	-.53	5 ft	5	SF	$75	**$375**
689	1556.0 to 1648.2 feet	Cross Slope (PAR)	2.0-3.0%	5 ft	461	SF	$120	**$55,320**
46305	1564.2 to 1565.2 feet	**Vertical Change**	-.46	5 ft	5	REF		
52339	1598.8 to 1599.8 feet	**Vertical Change**	-.28	5 ft	5	REF		

TOTAL COST FOR: E/S *side of* **PROSPERITY RD** *Starting at:* **SIDEWALK BEGINS** **$720,492.50**

Funding Source: TBD **Year to be Completed** TBD

Street Side	Run ID	Survey Street Name	Starting Street Name	End Street Name	Priority
NE	1908201126	PROSPERITY RD	SIDEWALK BEGINS	SIDEWALK ENDS	48

ID	Dist. from Corner	Barrier Type	As-is Measurement/Notes	Sidewalk Width	Qty	Unit	Cost	Total
694	0.0 to 23.7 feet	Cross Slope (PAR)	3.0-4.0%	5 ft	119	SF	$120	**$14,220**
41576	11.1 to 12.1 feet	**Vertical Change**	-1	5 ft	5	REF		
57151	21.6 to 22.6 feet	**Vertical Change**	.66	5 ft	5	REF		
697	23.7 to 64.7 feet	Cross Slope (PAR)	2.0-3.0%	5 ft	205	SF	$120	**$24,600**
42268	31.8 to 32.8 feet	**Vertical Change**	-.71	5 ft	5	REF		
41714	42.4 to 43.4 feet	**Vertical Change**	-.88	5 ft	5	REF		
41925	52.5 to 53.5 feet	**Vertical Change**	-.79	5 ft	5	REF		
41577	62.8 to 63.8 feet	**Vertical Change**	-1	5 ft	5	REF		
701	64.7 to 93.3 feet	Cross Slope (PAR)	4.0-5.0%	5 ft	143	SF	$120	**$17,160**
43215	72.9 to 73.9 feet	**Vertical Change**	-.62	5 ft	5	REF		
42111	83.1 to 84.1 feet	**Vertical Change**	-.74	5 ft	5	REF		
41758	92.9 to 93.9 feet	**Vertical Change**	-.86	5 ft	5	REF		
706	93.3 to 100.1 feet	Cross Slope (PAR)	2.0-3.0%	5 ft	34	SF	$120	**$4,080**
49576	97.8 to 98.8 feet	**Vertical Change**	-.34	5 ft	5	REF		
41699	98.0 to 99.0 feet	**Vertical Change**	-.89	5 ft	5	REF		
41304	98.1 to 99.1 feet	**Vertical Change**	-1.55	5 ft	5	REF		
48959	98.8 to 99.8 feet	**Vertical Change**	-.36	5 ft	5	REF		
41586	101.4 to 102.4 feet	**Vertical Change**	-.99	5 ft	5	REF		
57718	107.4 to 141.3 feet	Driveway				REF		
707	108.2 to 138.5 feet	**Cross Slope (Driveway)**	2.0-3.0%	5 ft	152	SF	$40	**$6,060**
44605	120.8 to 121.8 feet	**Vertical Change**	-.54	5 ft	5	REF		
43844	130.7 to 131.7 feet	**Vertical Change**	-.58	5 ft	5	REF		
710	149.7 to 161.5 feet	Cross Slope (PAR)	2.0-3.0%	5 ft	59	SF	$120	**$7,080**
41423	150.9 to 151.9 feet	**Vertical Change**	-1.21	5 ft	5	REF		
45458	153.6 to 154.6 feet	**Vertical Change**	-.5	5 ft	5	REF		
41631	158.3 to 159.3 feet	**Vertical Change**	-.94	5 ft	5	REF		
44606	162.4 to 163.4 feet	**Vertical Change**	-.54	5 ft	5	SF	$75	**$375**
711	163.8 to 165.8 feet	Cross Slope (PAR)	2.0-3.0%	5 ft	10	SF	$120	**$1,200**

Funding Source: TBD **Year to be Completed** TBD

Street Side	Run ID	Survey Street Name	Starting Street Name	End Street Name	Priority
NE	1908201126	PROSPERITY RD	SIDEWALK BEGINS	SIDEWALK ENDS	48

ID	Dist. from Corner	Barrier Type	As-is Measurement/Notes	Sidewalk Width	Qty	Unit	Cost	Total
41237	172.7 to 173.7 feet	Vertical Change	-1.94	5 ft	5	SF	$75	$375
712	174.5 to 185.3 feet	Cross Slope (PAR)	2.0-3.0%	5 ft	54	SF	$120	$6,480
41505	182.7 to 183.7 feet	Vertical Change	-1.08	5 ft	5	REF		
714	185.3 to 209.1 feet	Cross Slope (PAR)	4.0-5.0%	5 ft	119	SF	$120	$14,280
42365	192.7 to 193.7 feet	Vertical Change	-.7	5 ft	5	REF		
47208	202.8 to 203.8 feet	Vertical Change	-.42	5 ft	5	REF		
720	209.1 to 214.6 feet	Cross Slope (PAR)	2.0-3.0%	5 ft	28	SF	$120	$3,300
49577	212.9 to 213.9 feet	Vertical Change	-.34	5 ft	5	REF		
722	214.6 to 230.4 feet	Cross Slope (PAR)	4.0-5.0%	5 ft	79	SF	$120	$9,480
41515	223.1 to 224.1 feet	Vertical Change	-1.07	5 ft	5	REF		
724	230.4 to 237.1 feet	Cross Slope (PAR)	2.0-3.0%	5 ft	34	SF	$120	$4,020
46768	232.5 to 233.5 feet	Vertical Change	-.44	5 ft	5	REF		
42654	242.3 to 243.3 feet	Vertical Change	-.67	5 ft	5	SF	$75	$375
44179	252.3 to 253.3 feet	Vertical Change	-.56	5 ft	5	SF	$75	$375
44391	257.8 to 258.8 feet	Vertical Change	-.55	5 ft	5	SF	$75	$375
53309	260.2 to 261.2 feet	Vertical Change	-.26	5 ft	5	LF	$75	$375
42538	262.2 to 263.2 feet	Vertical Change	-.68	5 ft	5	SF	$75	$375
725	271.2 to 285.9 feet	Cross Slope (PAR)	2.0-3.0%	5 ft	73	SF	$120	$8,820
41998	281.6 to 282.6 feet	Vertical Change	-.77	5 ft	5	REF		
726	290.1 to 316.7 feet	Cross Slope (PAR)	2.0-3.0%	5 ft	133	SF	$120	$15,960
41412	291.5 to 292.5 feet	Vertical Change	-1.24	5 ft	5	REF		
41926	300.6 to 301.6 feet	Vertical Change	-.79	5 ft	5	REF		
42269	310.4 to 311.4 feet	Vertical Change	-.71	5 ft	5	REF		
42866	318.7 to 319.7 feet	Vertical Change	-.65	5 ft	5	REF		
727	319.3 to 326.9 feet	Cross Slope (PAR)	2.0-3.0%	5 ft	38	SF	$120	$4,560
41314	325.3 to 326.3 feet	Vertical Change	-1.51	5 ft	5	REF		
57719	330.9 to 366.8 feet	Driveway				REF		
728	334.1 to 341.2 feet	Cross Slope (Driveway)	2.0-3.0%	5 ft	36	SF	$40	$1,420

Funding Source: TBD **Year to be Completed** TBD

Street Side	Run ID	Survey Street Name	Starting Street Name	End Street Name	Priority
NE	1908201126	PROSPERITY RD	SIDEWALK BEGINS	SIDEWALK ENDS	48

ID	Dist. from Corner	Barrier Type	As-is Measurement/Notes	Sidewalk Width	Qty	Unit	Cost	Total
42112	344.5 to 345.5 feet	Vertical Change	-.74	5 ft	5	REF		
729	350.2 to 365.7 feet	Cross Slope (Driveway)	2.0-3.0%	5 ft	78	SF	$40	$3,100
44180	354.7 to 355.7 feet	Vertical Change	-.56	5 ft	5	REF		
731	365.7 to 368.8 feet	Cross Slope (Driveway)	4.0-5.0%	5 ft	16	SF	$40	$620
733	368.8 to 391.2 feet	Cross Slope (PAR)	2.0-3.0%	5 ft	112	SF	$120	$13,440
41379	373.1 to 374.1 feet	Vertical Change	-1.33	5 ft	5	REF		
42366	381.6 to 382.6 feet	Vertical Change	-.7	5 ft	5	REF		
43364	391.5 to 392.5 feet	Vertical Change	-.61	5 ft	5	SF	$75	$375
737	412.2 to 603.8 feet	Cross Slope (PAR)	2.0-3.0%	5 ft	958	SF	$120	$114,960
49249	419.2 to 420.2 feet	Vertical Change	-.35	5 ft	5	REF		
41506	419.4 to 420.4 feet	Vertical Change	-1.08	5 ft	5	REF		
48960	420.9 to 421.9 feet	Vertical Change	-.36	5 ft	5	REF		
50228	493.3 to 494.3 feet	Vertical Change	-.32	5 ft	5	REF		
49250	504.2 to 505.2 feet	Vertical Change	-.35	5 ft	5	REF		
52340	544.0 to 545.0 feet	Vertical Change	-.28	5 ft	5	REF		
755	611.4 to 612.7 feet	Cross Slope (PAR)	2.0-3.0%	5 ft	7	SF	$120	$780
756	617.1 to 618.9 feet	Cross Slope (PAR)	2.0-3.0%	5 ft	9	SF	$120	$1,080
757	623.3 to 697.3 feet	Cross Slope (PAR)	2.0-3.0%	5 ft	370	SF	$120	$44,400
762	703.1 to 747.3 feet	Cross Slope (PAR)	2.0-3.0%	5 ft	221	SF	$120	$26,520
769	759.0 to 948.4 feet	Cross Slope (PAR)	2.0-3.0%	5 ft	947	SF	$120	$113,640
52812	859.7 to 860.7 feet	Vertical Change	-.27	5 ft	5	REF		
786	952.3 to 990.7 feet	Cross Slope (PAR)	2.0-3.0%	5 ft	192	SF	$120	$23,040
789	997.5 to 1076.0 feet	Cross Slope (PAR)	2.0-3.0%	5 ft	393	SF	$120	$47,100
54151	1020.2 to 1021.2 feet	Vertical Change	.27	5 ft	5	REF		
49251	1069.0 to 1072.0 feet	Vertical Change	-.35	5 ft	15	REF		

TOTAL COST FOR: NE *side of* **PROSPERITY RD** *Starting at:* **SIDEWALK BEGINS** **$534,400.00**

Funding Source: TBD **Year to be Completed** TBD

Street Side	Run ID	Survey Street Name	Starting Street Name	End Street Name	Priority
NE	1908201130	PROSPERITY RD	SIDEWALK BEGINS	SIDEWALK ENDS	44

ID	Dist. from Corner	Barrier Type	As-is Measurement/Notes	Sidewalk Width	Qty	Unit	Cost	Total
57720	0.0 to 26.1 feet	Driveway				REF		
51510	2.4 to 3.4 feet	Vertical Change	-.3	5 ft	5	REF		
47872	25.7 to 26.7 feet	Vertical Change	-.4	5 ft	5	REF		
798	33.5 to 102.5 feet	Cross Slope (PAR)	2.0-3.0%	5 ft	345	SF	$120	**$41,400**
47209	35.3 to 36.3 feet	Vertical Change	-.42	5 ft	5	REF		
49578	45.4 to 46.4 feet	Vertical Change	-.34	5 ft	5	REF		
53310	56.2 to 57.2 feet	Vertical Change	-.26	5 ft	5	REF		
49899	66.4 to 67.4 feet	Vertical Change	-.33	5 ft	5	REF		
51919	87.5 to 88.5 feet	Vertical Change	-.29	5 ft	5	REF		
53311	97.4 to 98.4 feet	Vertical Change	-.26	5 ft	5	REF		
57721	108.1 to 144.1 feet	Driveway				REF		
44607	122.4 to 123.4 feet	Vertical Change	-.54	5 ft	5	REF		
45880	132.5 to 133.5 feet	Vertical Change	-.48	5 ft	5	REF		
805	142.5 to 148.3 feet	Cross Slope (Driveway)	2.0-3.0%	5 ft	29	SF	$40	**$1,160**
46769	143.1 to 144.1 feet	Vertical Change	-.44	5 ft	5	REF		
41715	156.9 to 157.9 feet	Vertical Change	-.88	5 ft	5	SF	$75	**$375**
48962	159.2 to 160.2 feet	Vertical Change	-.36	5 ft	5	LF	$75	**$375**
41826	161.7 to 163.9 feet	Vertical Change	-.82	5 ft	11	SF	$75	**$825**
48400	163.2 to 166.5 feet	Vertical Change	-.38	5 ft	17	LF	$75	**$1,238**
806	166.2 to 168.3 feet	Cross Slope (PAR)	2.0-3.0%	5 ft	11	SF	$120	**$1,260**

TOTAL COST FOR: NE *side of* **PROSPERITY RD** *Starting at:* **SIDEWALK BEGINS** **$46,632.50**

Funding Source: TBD **Year to be Completed** TBD

Street Side	Run ID	Survey Street Name	Starting Street Name	End Street Name	Priority
NW	1908201134	PROSPERITY RD	SIDEWALK BEGINS	CHOWCHILLA BLVD	78.25

ID	Dist. from Corner	Barrier Type	As-is Measurement/Notes	Sidewalk Width	Qty	Unit	Cost	Total
807	3.8 to 7.3 feet	Cross Slope (PAR)	2.0-3.0%	5 ft	18	SF	$120	**$2,100**
808	27.3 to 30.2 feet	Cross Slope (PAR)	2.0-3.0%	5 ft	15	SF	$120	**$1,740**
809	32.9 to 138.6 feet	Cross Slope (PAR)	2.0-3.0%	5 ft	529	SF	$120	**$63,420**
57722	64.9 to 94.2 feet	Driveway				REF		
57723	135.5 to 179.8 feet	Driveway				REF		
820	140.7 to 179.8 feet	Cross Slope (Driveway)	6.0-7.0%	5 ft	196	SF	$40	**$7,820**
50229	159.7 to 160.7 feet	Vertical Change	-.32	5 ft	5	REF		
39978	177.3 to 178.6 feet	Running Slope	5.0-6.0%	5 ft	7	REF		
41375	182.9 to 183.9 feet	Vertical Change	-1.34	5 ft	5	SF	$75	**$375**
830	184.5 to 205.1 feet	Cross Slope (PAR)	2.0-3.0%	5 ft	103	SF	$120	**$12,360**
832	208.2 to 216.7 feet	Cross Slope (PAR)	2.0-3.0%	5 ft	43	SF	$120	**$5,100**
833	220.4 to 226.7 feet	Cross Slope (PAR)	2.0-3.0%	5 ft	32	SF	$120	**$3,780**
47460	227.5 to 228.5 feet	Vertical Change	-.41	5 ft	5	LF	$75	**$375**
835	233.1 to 235.4 feet	Cross Slope (PAR)	2.0-3.0%	5 ft	12	SF	$120	**$1,380**
41534	257.6 to 258.6 feet	Vertical Change	-1.04	5 ft	5	SF	$75	**$375**
55950	257.6 to 258.6 feet	Vertical Change	.33	5 ft	5	LF	$75	**$375**
57333	267.4 to 268.4 feet	Vertical Change	.91	5 ft	5	SF	$75	**$375**
45881	277.4 to 278.4 feet	Vertical Change	-.48	5 ft	5	LF	$75	**$375**
836	296.7 to 300.3 feet	Cross Slope (PAR)	2.0-3.0%	5 ft	18	SF	$120	**$2,160**
48674	302.0 to 303.0 feet	Vertical Change	-.37	5 ft	5	LF	$75	**$375**
49579	306.5 to 307.5 feet	Vertical Change	-.34	5 ft	5	LF	$75	**$375**
837	307.8 to 319.9 feet	Cross Slope (PAR)	2.0-3.0%	5 ft	60	SF	$120	**$7,260**

TOTAL COST FOR: NW *side of* **PROSPERITY RD** *Starting at:* **SIDEWALK BEGINS** **$110,120.00**

Funding Source: TBD **Year to be Completed** TBD

Street Side	Run ID	Survey Street Name	Starting Street Name	End Street Name	Priority
NE	51909261558	RD 15 1/2	MARIPOSA AVE	COLUSA AVE	69.25

ID	Dist. from Corner	Barrier Type	As-is Measurement/Notes	Sidewalk Width	Qty	Unit	Cost	Total
39717	0.0 to 14.9 feet	Cross Slope (PAR)	3.0-4.0%	6 ft	82	SF	$120	**$9,834**
39722	15.8 to 17.5 feet	Cross Slope (PAR)	2.0-3.0%	6 ft	9	SF	$120	**$1,122**
39723	25.4 to 28.3 feet	Cross Slope (PAR)	2.0-3.0%	6 ft	16	SF	$120	**$1,914**
39724	31.1 to 43.8 feet	Cross Slope (PAR)	2.0-3.0%	6 ft	70	SF	$120	**$8,382**
55929	43.1 to 44.1 feet	**Vertical Change**	.3	6 ft	6	REF		
39726	49.0 to 57.7 feet	Cross Slope (PAR)	10.0-11.0%	6 ft	48	SF	$120	**$5,742**
60367	52.3 to 57.9 feet	Driveway				REF		
41155	56.8 to 59.3 feet	Running Slope	6.0-7.0%	6 ft	14	REF		
39728	63.4 to 67.6 feet	Cross Slope (PAR)	2.0-3.0%	6 ft	23	SF	$120	**$2,772**
60368	76.2 to 92.0 feet	Driveway				REF		
39729	81.8 to 87.4 feet	**Cross Slope (Driveway)**	10.0-11.0%	6 ft	31	SF	$40	**$1,232**
39731	93.0 to 115.1 feet	Cross Slope (PAR)	2.0-3.0%	6 ft	122	SF	$120	**$14,586**
39740	117.4 to 118.6 feet	Cross Slope (PAR)	3.0-4.0%	6 ft	7	SF	$120	**$792**
39741	120.2 to 127.9 feet	Cross Slope (PAR)	2.0-3.0%	6 ft	42	SF	$120	**$5,082**
39743	130.2 to 131.3 feet	Cross Slope (PAR)	3.0-4.0%	6 ft	6	SF	$120	**$726**
60369	130.3 to 154.3 feet	Driveway				REF		
55930	130.5 to 131.5 feet	**Vertical Change**	.3	6 ft	6	REF		
39744	138.8 to 147.4 feet	**Cross Slope (Driveway)**	11.0-12.0%	6 ft	47	SF	$40	**$1,892**
39747	151.3 to 152.4 feet	**Cross Slope (Driveway)**	10.0-11.0%	6 ft	6	SF	$40	**$242**
39748	155.5 to 157.5 feet	Cross Slope (PAR)	3.0-4.0%	6 ft	11	SF	$120	**$1,320**
39749	159.8 to 161.2 feet	Cross Slope (PAR)	3.0-4.0%	6 ft	8	SF	$120	**$924**
39750	162.7 to 170.3 feet	Cross Slope (PAR)	2.0-3.0%	6 ft	42	SF	$120	**$5,016**
39754	176.2 to 180.1 feet	Cross Slope (PAR)	2.0-3.0%	6 ft	21	SF	$120	**$2,574**
60370	206.4 to 224.8 feet	Driveway				REF		
39756	207.0 to 208.1 feet	**Cross Slope (Driveway)**	2.0-3.0%	6 ft	6	SF	$40	**$242**
39757	212.5 to 221.6 feet	**Cross Slope (Driveway)**	10.0-11.0%	6 ft	50	SF	$40	**$2,002**
39761	226.5 to 229.3 feet	Cross Slope (PAR)	2.0-3.0%	6 ft	15	SF	$120	**$1,848**
39762	231.8 to 236.8 feet	Cross Slope (PAR)	2.0-3.0%	6 ft	28	SF	$120	**$3,300**
39765	241.3 to 245.7 feet	Cross Slope (PAR)	2.0-3.0%	6 ft	24	SF	$120	**$2,904**

Funding Source: TBD **Year to be Completed** TBD

Street Side	Run ID	Survey Street Name	Starting Street Name	End Street Name	Priority
NE	51909261558	RD 15 1/2	MARIPOSA AVE	COLUSA AVE	69.25

ID	Dist. from Corner	Barrier Type	As-is Measurement/Notes	Sidewalk Width	Qty	Unit	Cost	Total
39766	248.4 to 256.9 feet	Cross Slope (PAR)	2.0-3.0%	6 ft	47	SF	$120	**$5,610**
55931	255.3 to 256.3 feet	**Vertical Change**	.3	6 ft	6	REF		
39768	259.8 to 280.9 feet	Cross Slope (PAR)	2.0-3.0%	6 ft	116	SF	$120	**$13,926**
57223	266.3 to 267.3 feet	**Vertical Change**	.7	6 ft	6	REF		
39776	284.3 to 286.8 feet	Cross Slope (PAR)	3.0-4.0%	6 ft	14	SF	$120	**$1,650**
55932	286.8 to 287.8 feet	**Vertical Change**	.3	6 ft	6	REF		

TOTAL COST FOR: NE *side of* **RD 15 1/2** *Starting at:* **MARIPOSA AVE** **$95,634.00**

Funding Source: TBD **Year to be Completed** TBD

Street Side	Run ID	Survey Street Name	Starting Street Name	End Street Name	Priority
SW	51909261556	RD 15 1/2	TRUMAN DR	SIDEWALK ENDS	57

ID	Dist. from Corner	Barrier Type	As-is Measurement/Notes	Sidewalk Width	Qty	Unit	Cost	Total
41430	1.6 to 2.6 feet	Vertical Change	-1.2	6 ft	6	REF		
39683	1.9 to 14.6 feet	Cross Slope (PAR)	2.0-3.0%	6 ft	70	SF	$120	**$8,382**
39686	17.4 to 20.0 feet	Cross Slope (PAR)	3.0-4.0%	6 ft	14	SF	$120	**$1,716**
39688	21.3 to 34.7 feet	Cross Slope (PAR)	5.0-6.0%	6 ft	74	SF	$120	**$8,844**
60365	25.3 to 77.8 feet	Driveway				REF		
39691	35.1 to 38.3 feet	Cross Slope (Driveway)	3.0-4.0%	6 ft	18	SF	$40	**$704**
39693	38.7 to 45.9 feet	Cross Slope (Driveway)	5.0-6.0%	6 ft	40	SF	$40	**$1,584**
39695	47.9 to 65.1 feet	Cross Slope (Driveway)	3.0-4.0%	6 ft	95	SF	$40	**$3,784**
39700	65.6 to 83.3 feet	Cross Slope (Driveway)	2.0-3.0%	6 ft	97	SF	$40	**$3,894**
39706	90.3 to 96.7 feet	Cross Slope (PAR)	2.0-3.0%	6 ft	35	SF	$120	**$4,224**
39707	100.5 to 110.3 feet	Cross Slope (PAR)	2.0-3.0%	6 ft	54	SF	$120	**$6,468**
51494	118.0 to 119.0 feet	Vertical Change	-.3	6 ft	6	LF	$75	**$413**
39710	126.6 to 130.6 feet	Cross Slope (PAR)	2.0-3.0%	6 ft	22	SF	$120	**$2,640**
39712	132.7 to 138.8 feet	Cross Slope (PAR)	2.0-3.0%	6 ft	34	SF	$120	**$4,026**
51495	155.3 to 156.3 feet	Vertical Change	-.3	6 ft	6	LF	$75	**$413**
60366	173.3 to 203.1 feet	Driveway				REF		
39713	173.6 to 179.8 feet	Cross Slope (Driveway)	2.0-3.0%	6 ft	34	SF	$40	**$1,364**
39714	193.8 to 199.7 feet	Cross Slope (Driveway)	2.0-3.0%	6 ft	32	SF	$40	**$1,298**
47862	194.3 to 195.3 feet	Vertical Change	-.4	6 ft	6	REF		
39715	202.5 to 218.2 feet	Cross Slope (Driveway)	2.0-3.0%	6 ft	86	SF	$40	**$3,454**
39716	228.1 to 234.8 feet	Cross Slope (PAR)	2.0-3.0%	6 ft	37	SF	$120	**$4,422**

TOTAL COST FOR: SW *side of* **RD 15 1/2** *Starting at:* **TRUMAN DR** **$57,629.00**

Funding Source: TBD **Year to be Completed** TBD

Street Side	Run ID	Survey Street Name	Starting Street Name	End Street Name	Priority
NW	51909241445	RIVERSIDE AVE	11TH ST	13TH ST	120.25

ID	Dist. from Corner	Barrier Type	As-is Measurement/Notes	Sidewalk Width	Qty	Unit	Cost	Total
51188	5.0 to 6.0 feet	Vertical Change	-.3	6 ft	6	REF		
32218	5.6 to 7.1 feet	Cross Slope (PAR)	2.0-3.0%	6 ft	8	SF	$120	**$990**
55543	12.7 to 13.7 feet	Vertical Change	.3	6 ft	6	LF	$75	**$413**
32219	16.2 to 78.3 feet	Cross Slope (PAR)	2.0-3.0%	6 ft	342	SF	$120	**$40,986**
56464	21.5 to 22.5 feet	Vertical Change	.4	6 ft	6	REF		
55544	36.6 to 37.6 feet	Vertical Change	.3	6 ft	6	REF		
32235	81.1 to 100.7 feet	Cross Slope (PAR)	2.0-3.0%	6 ft	108	SF	$120	**$12,936**
55545	91.7 to 92.7 feet	Vertical Change	.3	6 ft	6	REF		
32239	102.8 to 152.0 feet	Cross Slope (PAR)	2.0-3.0%	6 ft	271	SF	$120	**$32,472**
32250	152.0 to 158.0 feet	Cross Slope (PAR)	4.0-5.0%	6 ft	33	SF	$120	**$3,960**
32252	158.0 to 164.8 feet	Cross Slope (PAR)	2.0-3.0%	6 ft	37	SF	$120	**$4,488**
32254	165.9 to 174.1 feet	Cross Slope (PAR)	4.0-5.0%	6 ft	45	SF	$120	**$5,412**
32257	176.5 to 190.7 feet	Cross Slope (PAR)	3.0-4.0%	6 ft	78	SF	$120	**$9,372**
32260	194.3 to 206.5 feet	Cross Slope (PAR)	3.0-4.0%	6 ft	67	SF	$120	**$8,052**
32263	206.5 to 214.6 feet	Cross Slope (PAR)	2.0-3.0%	6 ft	45	SF	$120	**$5,346**
32266	221.6 to 225.6 feet	Cross Slope (PAR)	3.0-4.0%	6 ft	22	SF	$120	**$2,640**
32269	227.5 to 249.7 feet	Cross Slope (PAR)	2.0-3.0%	6 ft	122	SF	$120	**$14,652**
32275	250.5 to 260.5 feet	Cross Slope (PAR)	4.0-5.0%	6 ft	55	SF	$120	**$6,600**
32278	266.8 to 272.3 feet	Cross Slope (PAR)	3.0-4.0%	6 ft	30	SF	$120	**$3,630**
32280	272.6 to 279.1 feet	Cross Slope (PAR)	2.0-3.0%	6 ft	36	SF	$120	**$4,290**
32282	279.1 to 287.0 feet	Cross Slope (PAR)	4.0-5.0%	6 ft	43	SF	$120	**$5,214**
32284	288.5 to 291.8 feet	Cross Slope (PAR)	6.0-7.0%	6 ft	18	SF	$120	**$2,178**
32286	293.4 to 299.2 feet	Cross Slope (PAR)	4.0-5.0%	6 ft	32	SF	$120	**$3,828**
32289	303.1 to 318.0 feet	Cross Slope (PAR)	2.0-3.0%	6 ft	82	SF	$120	**$9,834**
32295	322.8 to 327.8 feet	Cross Slope (PAR)	2.0-3.0%	6 ft	28	SF	$120	**$3,300**
32296	330.6 to 338.8 feet	Cross Slope (PAR)	3.0-4.0%	6 ft	45	SF	$120	**$5,412**
32298	338.8 to 371.8 feet	Cross Slope (PAR)	2.0-3.0%	6 ft	182	SF	$120	**$21,780**
32309	371.8 to 374.3 feet	Cross Slope (PAR)	4.0-5.0%	6 ft	14	SF	$120	**$1,650**

Funding Source: TBD **Year to be Completed** TBD

Street Side	Run ID	Survey Street Name	Starting Street Name	End Street Name	Priority
NW	51909241445	RIVERSIDE AVE	11TH ST	13TH ST	120.25

ID	Dist. from Corner	Barrier Type	As-is Measurement/Notes	Sidewalk Width	Qty	Unit	Cost	Total
32310	376.0 to 397.1 feet	Cross Slope (PAR)	2.0-3.0%	6 ft	116	SF	$120	**$13,926**
32316	400.8 to 424.8 feet	Cross Slope (PAR)	2.0-3.0%	6 ft	132	SF	$120	**$15,840**
32321	426.2 to 434.2 feet	Cross Slope (PAR)	4.0-5.0%	6 ft	44	SF	$120	**$5,280**
32324	434.2 to 438.1 feet	Cross Slope (PAR)	2.0-3.0%	6 ft	21	SF	$120	**$2,574**
32326	440.8 to 444.6 feet	Cross Slope (PAR)	3.0-4.0%	6 ft	21	SF	$120	**$2,508**
32328	445.0 to 450.8 feet	Cross Slope (PAR)	2.0-3.0%	6 ft	32	SF	$120	**$3,828**
32330	453.8 to 471.4 feet	Cross Slope (PAR)	3.0-4.0%	6 ft	97	SF	$120	**$11,616**
32334	471.4 to 477.2 feet	Cross Slope (PAR)	5.0-6.0%	6 ft	32	SF	$120	**$3,828**
59903	477.0 to 509.8 feet	Driveway				REF		
32336	477.2 to 478.7 feet	**Cross Slope (Driveway)**	3.0-4.0%	6 ft	8	SF	$40	**$330**
32337	482.5 to 484.3 feet	**Cross Slope (Driveway)**	6.0-7.0%	6 ft	10	SF	$40	**$396**
32338	512.8 to 529.4 feet	Cross Slope (PAR)	3.0-4.0%	6 ft	91	SF	$120	**$10,956**
32344	530.6 to 535.2 feet	Cross Slope (PAR)	2.0-3.0%	6 ft	25	SF	$120	**$3,036**
32345	543.8 to 572.4 feet	Cross Slope (PAR)	2.0-3.0%	6 ft	157	SF	$120	**$18,876**
59904	576.3 to 602.9 feet	Driveway				REF		
32353	581.3 to 594.1 feet	**Cross Slope (Driveway)**	11.0-12.0%	6 ft	70	SF	$40	**$2,816**
32358	594.1 to 603.8 feet	**Cross Slope (Driveway)**	13.014	6 ft	53	SF	$40	**$2,134**
32361	606.8 to 614.8 feet	Cross Slope (PAR)	2.0-3.0%	6 ft	44	SF	$120	**$5,280**
32363	618.1 to 624.5 feet	Cross Slope (PAR)	3.0-4.0%	6 ft	35	SF	$120	**$4,224**
40980	622.5 to 623.8 feet	Running Slope	6.0-7.0%	6 ft	7	REF		

TOTAL COST FOR: NW *side of* **RIVERSIDE AVE** *Starting at:* **11TH ST** **$316,882.50**

Funding Source: TBD **Year to be Completed** TBD

Street Side	Run ID	Survey Street Name	Starting Street Name	End Street Name	Priority
NW	51909241447	RIVERSIDE AVE	13TH ST	14TH ST	88.5

ID	Dist. from Corner	Barrier Type	As-is Measurement/Notes	Sidewalk Width	Qty	Unit	Cost	Total
32365	0.0 to 1.2 feet	Cross Slope (PAR)	3.0-4.0%	6 ft	7	SF	$120	**$792**
32366	3.4 to 6.2 feet	Cross Slope (PAR)	3.0-4.0%	6 ft	15	SF	$120	**$1,848**
32368	7.9 to 53.9 feet	Cross Slope (PAR)	2.0-3.0%	6 ft	253	SF	$120	**$30,360**
32377	56.7 to 62.2 feet	Cross Slope (PAR)	2.0-3.0%	6 ft	30	SF	$120	**$3,630**
32378	67.2 to 74.6 feet	Cross Slope (PAR)	2.0-3.0%	6 ft	41	SF	$120	**$4,884**
32379	91.1 to 94.4 feet	Cross Slope (PAR)	2.0-3.0%	6 ft	18	SF	$120	**$2,178**
32380	101.7 to 119.6 feet	Cross Slope (PAR)	2.0-3.0%	6 ft	98	SF	$120	**$11,814**
32386	119.6 to 125.9 feet	Cross Slope (PAR)	4.0-5.0%	6 ft	35	SF	$120	**$4,158**
32389	125.9 to 127.3 feet	Cross Slope (PAR)	2.0-3.0%	6 ft	8	SF	$120	**$924**
59905	129.1 to 151.3 feet	Driveway				REF		
32390	132.4 to 133.5 feet	**Cross Slope (Driveway)**	2.0-3.0%	6 ft	6	SF	$40	**$242**
32391	136.2 to 139.7 feet	**Cross Slope (Driveway)**	4.0-5.0%	6 ft	19	SF	$40	**$770**
32393	141.1 to 142.1 feet	**Cross Slope (Driveway)**	6.0-7.0%	6 ft	6	SF	$40	**$220**
32394	142.3 to 145.2 feet	**Cross Slope (Driveway)**	5.0-6.0%	6 ft	16	SF	$40	**$638**
32395	146.4 to 151.8 feet	**Cross Slope (Driveway)**	6.0-7.0%	6 ft	30	SF	$40	**$1,188**
32398	153.4 to 154.8 feet	Cross Slope (PAR)	2.0-3.0%	6 ft	8	SF	$120	**$924**
32399	165.1 to 178.6 feet	Cross Slope (PAR)	2.0-3.0%	6 ft	74	SF	$120	**$8,910**
32402	184.8 to 204.5 feet	Cross Slope (PAR)	2.0-3.0%	6 ft	108	SF	$120	**$13,002**
32408	206.8 to 224.8 feet	Cross Slope (PAR)	2.0-3.0%	6 ft	99	SF	$120	**$11,880**
55546	207.6 to 208.6 feet	**Vertical Change**	.3	6 ft	6	REF		
32411	231.4 to 250.6 feet	Cross Slope (PAR)	2.0-3.0%	6 ft	106	SF	$120	**$12,672**
32415	258.5 to 262.9 feet	Cross Slope (PAR)	2.0-3.0%	6 ft	24	SF	$120	**$2,904**
32416	275.1 to 277.3 feet	Cross Slope (PAR)	2.0-3.0%	6 ft	12	SF	$120	**$1,452**
51189	277.6 to 278.6 feet	**Vertical Change**	-.3	6 ft	6	LF	$75	**$413**

TOTAL COST FOR: NW *side of* **RIVERSIDE AVE** *Starting at:* **13TH ST** **$115,802.50**

Funding Source: TBD **Year to be Completed** TBD

Street Side	Run ID	Survey Street Name	Starting Street Name	End Street Name	Priority
NW	51909241450	RIVERSIDE AVE	14TH ST	15TH ST	108.75

ID	Dist. from Corner	Barrier Type	As-is Measurement/Notes	Sidewalk Width	Qty	Unit	Cost	Total
59906	0.0 to 12.5 feet	Driveway				REF		
32417	0.8 to 1.8 feet	Cross Slope (Driveway)	5.0-6.0%	6 ft	6	SF	$40	**$220**
32418	4.3 to 10.9 feet	Cross Slope (Driveway)	11.0-12.0%	6 ft	36	SF	$40	**$1,452**
32420	10.9 to 12.5 feet	Cross Slope (Driveway)	9.0-10.0%	6 ft	9	SF	$40	**$352**
40981	13.1 to 14.9 feet	Running Slope	6.0-7.0%	6 ft	10	SF	$120	**$1,188**
55547	15.9 to 16.9 feet	Vertical Change	.3	6 ft	5	REF		
32421	16.6 to 33.8 feet	Cross Slope (PAR)	2.0-3.0%	6 ft	95	SF	$120	**$11,352**
32424	37.7 to 43.6 feet	Cross Slope (PAR)	2.0-3.0%	6 ft	32	SF	$120	**$3,894**
59907	43.3 to 58.0 feet	Driveway				REF		
32426	48.0 to 55.8 feet	Cross Slope (Driveway)	14.0-15.0%	6 ft	43	SF	$40	**$1,716**
40982	56.8 to 57.9 feet	Running Slope	5.0-6.0%	6 ft	6	REF		
32429	59.3 to 95.3 feet	Cross Slope (PAR)	4.0-5.0%	6 ft	198	SF	$120	**$23,760**
55548	61.1 to 62.1 feet	Vertical Change	.3	6 ft	6	REF		
32437	95.3 to 109.7 feet	Cross Slope (PAR)	2.0-3.0%	6 ft	79	SF	$120	**$9,504**
32440	113.3 to 129.4 feet	Cross Slope (PAR)	2.0-3.0%	6 ft	89	SF	$120	**$10,626**
59908	129.3 to 158.0 feet	Driveway				REF		
32444	135.8 to 142.3 feet	Cross Slope (Driveway)	>15%	6 ft	36	SF	$40	**$1,430**
32446	143.8 to 156.7 feet	Cross Slope (Driveway)	11.0-12.0%	6 ft	71	SF	$40	**$2,838**
32450	160.1 to 169.1 feet	Cross Slope (PAR)	2.0-3.0%	6 ft	50	SF	$120	**$5,940**
32452	171.2 to 172.3 feet	Cross Slope (PAR)	3.0-4.0%	6 ft	6	SF	$120	**$726**
32453	174.9 to 176.8 feet	Cross Slope (PAR)	3.0-4.0%	6 ft	10	SF	$120	**$1,254**
32454	177.3 to 191.0 feet	Cross Slope (PAR)	2.0-3.0%	6 ft	75	SF	$120	**$9,042**
32457	193.7 to 196.6 feet	Cross Slope (PAR)	2.0-3.0%	6 ft	16	SF	$120	**$1,914**
57569	194.9 to 195.9 feet	Vertical Change	2.6	6 ft	6	REF		
32458	200.1 to 210.1 feet	Cross Slope (PAR)	2.0-3.0%	6 ft	55	SF	$120	**$6,600**
55549	210.2 to 211.2 feet	Vertical Change	.3	6 ft	6	LF	$75	**$413**
32461	216.3 to 251.2 feet	Cross Slope (PAR)	2.0-3.0%	6 ft	192	SF	$120	**$23,034**
59909	253.0 to 272.4 feet	Driveway				REF		
55550	254.0 to 255.0 feet	Vertical Change	.3	6 ft	6	REF		

Funding Source: TBD **Year to be Completed** TBD

Street Side	Run ID	Survey Street Name	Starting Street Name	End Street Name	Priority
NW	51909241450	RIVERSIDE AVE	14TH ST	15TH ST	108.75

ID	Dist. from Corner	Barrier Type	As-is Measurement/Notes	Sidewalk Width	Qty	Unit	Cost	Total
32468	256.8 to 270.8 feet	Cross Slope (Driveway)	14.0-15.0%	6 ft	77	SF	$40	**$3,080**
55551	271.9 to 272.9 feet	Vertical Change	.3	6 ft	6	REF		
32472	277.3 to 280.7 feet	Cross Slope (PAR)	3.0-4.0%	6 ft	19	SF	$120	**$2,244**

TOTAL COST FOR: NW *side of* **RIVERSIDE AVE** *Starting at:* **14TH ST** **$122,578.50**

Funding Source: TBD **Year to be Completed** TBD

Street Side	Run ID	Survey Street Name	Starting Street Name	End Street Name	Priority
SE	51909241451	RIVERSIDE AVE	15TH ST	14TH ST	104

ID	Dist. from Corner	Barrier Type	As-is Measurement/Notes	Sidewalk Width	Qty	Unit	Cost	Total
32473	0.0 to 24.7 feet	Cross Slope (PAR)	2.0-3.0%	6 ft	136	SF	$120	**$16,302**
32476	27.3 to 28.6 feet	Cross Slope (PAR)	2.0-3.0%	6 ft	7	SF	$120	**$858**
32477	32.1 to 46.1 feet	Cross Slope (PAR)	2.0-3.0%	6 ft	77	SF	$120	**$9,240**
32482	48.8 to 56.4 feet	Cross Slope (PAR)	2.0-3.0%	6 ft	42	SF	$120	**$5,016**
32485	56.4 to 80.4 feet	Cross Slope (PAR)	4.0-5.0%	6 ft	132	SF	$120	**$15,840**
59910	80.3 to 101.8 feet	Driveway				REF		
57271	80.6 to 81.6 feet	**Vertical Change**	.8	6 ft	6	REF		
32490	85.3 to 88.5 feet	**Cross Slope (Driveway)**	13.014	6 ft	18	SF	$40	**$704**
32492	88.5 to 102.5 feet	**Cross Slope (Driveway)**	>15%	6 ft	77	SF	$40	**$3,080**
32493	107.0 to 109.4 feet	Cross Slope (PAR)	3.0-4.0%	6 ft	13	SF	$120	**$1,584**

TOTAL COST FOR: SE *side of* **RIVERSIDE AVE** *Starting at:* **15TH ST** **$52,624.00**

Funding Source: TBD **Year to be Completed** TBD

Street Side	Run ID	Survey Street Name	Starting Street Name	End Street Name	Priority
NW	51909241353	RIVERSIDE AVE	2ND ST	3RD ST	97.25

ID	Dist. from Corner	Barrier Type	As-is Measurement/Notes	Sidewalk Width	Qty	Unit	Cost	Total
40954	0.0 to 1.0 feet	Running Slope	6.0-7.0%	6 ft	6	SF	$120	**$660**
40955	1.0 to 3.3 feet	Running Slope	5.0-6.0%	6 ft	13	SF	$120	**$1,518**
31648	5.3 to 8.4 feet	Cross Slope (PAR)	2.0-3.0%	6 ft	17	SF	$120	**$2,046**
31649	12.9 to 29.2 feet	Cross Slope (PAR)	2.0-3.0%	6 ft	90	SF	$120	**$10,758**
31653	42.1 to 46.3 feet	Cross Slope (PAR)	2.0-3.0%	6 ft	23	SF	$120	**$2,772**
57562	54.6 to 55.6 feet	**Vertical Change**	2.4	6 ft	6	SF	$75	**$413**
31655	84.3 to 90.9 feet	Cross Slope (PAR)	2.0-3.0%	6 ft	36	SF	$120	**$4,356**
59841	85.1 to 98.3 feet	Driveway				REF		
55489	90.9 to 91.9 feet	**Vertical Change**	.3	6 ft	6	REF		
31657	93.0 to 104.3 feet	**Cross Slope (Driveway)**	2.0-3.0%	6 ft	62	SF	$40	**$2,486**
59842	109.1 to 150.8 feet	Driveway				REF		
31661	110.1 to 112.3 feet	**Cross Slope (Driveway)**	2.0-3.0%	6 ft	12	SF	$40	**$484**
31662	116.2 to 131.8 feet	**Cross Slope (Driveway)**	2.0-3.0%	6 ft	86	SF	$40	**$3,432**
31666	131.8 to 168.3 feet	**Cross Slope (Driveway)**	4.0-5.0%	6 ft	201	SF	$40	**$8,030**
51164	150.5 to 151.5 feet	**Vertical Change**	-.3	6 ft	6	REF		
47749	156.1 to 157.1 feet	**Vertical Change**	-.4	6 ft	6	REF		
31676	168.3 to 169.4 feet	Cross Slope (PAR)	2.0-3.0%	6 ft	6	SF	$120	**$726**
31677	172.3 to 184.7 feet	Cross Slope (PAR)	2.0-3.0%	6 ft	68	SF	$120	**$8,184**
59843	184.4 to 198.1 feet	Driveway				REF		
31680	190.0 to 196.8 feet	**Cross Slope (Driveway)**	2.0-3.0%	6 ft	37	SF	$40	**$1,496**
31681	199.0 to 220.6 feet	Cross Slope (PAR)	2.0-3.0%	6 ft	119	SF	$120	**$14,256**
59844	207.6 to 236.2 feet	Driveway				REF		
31687	223.2 to 243.8 feet	**Cross Slope (Driveway)**	2.0-3.0%	6 ft	113	SF	$40	**$4,532**
31693	245.9 to 266.4 feet	Cross Slope (PAR)	3.0-4.0%	6 ft	113	SF	$120	**$13,530**
31697	266.4 to 268.9 feet	Cross Slope (PAR)	2.0-3.0%	6 ft	14	SF	$120	**$1,650**
51165	271.4 to 272.4 feet	**Vertical Change**	-.3	6 ft	6	LF	$75	**$413**
31698	273.8 to 275.8 feet	Cross Slope (PAR)	2.0-3.0%	6 ft	11	SF	$120	**$1,320**
31699	281.5 to 290.2 feet	Cross Slope (PAR)	2.0-3.0%	6 ft	48	SF	$120	**$5,742**
31702	291.2 to 297.3 feet	Cross Slope (PAR)	4.0-5.0%	6 ft	34	SF	$120	**$4,026**

Funding Source: TBD **Year to be Completed** TBD

Street Side	Run ID	Survey Street Name	Starting Street Name	End Street Name	Priority
NW	51909241353	RIVERSIDE AVE	2ND ST	3RD ST	97.25

ID	Dist. from Corner	Barrier Type	As-is Measurement/Notes	Sidewalk Width	Qty	Unit	Cost	Total
51166	291.3 to 292.3 feet	Vertical Change	-.3	6 ft	6	REF		
47750	296.3 to 297.3 feet	Vertical Change	-.4	6 ft	6	REF		
31706	297.3 to 298.8 feet	Cross Slope (PAR)	2.0-3.0%	6 ft	8	SF	$120	**$990**

TOTAL COST FOR: NW *side of* **RIVERSIDE AVE** *Starting at:* **2ND ST** **$93,819.00**

Funding Source: TBD **Year to be Completed** TBD

Street Side	Run ID	Survey Street Name	Starting Street Name	End Street Name	Priority
SE	51909241522	RIVERSIDE AVE	2ND ST	SIDEWALK ENDS	114.25

ID	Dist. from Corner	Barrier Type	As-is Measurement/Notes	Sidewalk Width	Qty	Unit	Cost	Total
32680	8.8 to 11.2 feet	Cross Slope (PAR)	2.0-3.0%	6 ft	13	SF	$120	**$1,584**
32682	15.3 to 21.8 feet	Cross Slope (PAR)	2.0-3.0%	6 ft	36	SF	$120	**$4,290**
59937	21.2 to 41.1 feet	Driveway				REF		
32683	28.7 to 39.4 feet	**Cross Slope (Driveway)**	>15%	6 ft	59	SF	$40	**$2,354**
40994	39.5 to 41.3 feet	Running Slope	5.0-6.0%	6 ft	10	REF		
56472	44.2 to 45.2 feet	**Vertical Change**	.4	6 ft	6	LF	$75	**$413**
32686	47.1 to 53.5 feet	Cross Slope (PAR)	2.0-3.0%	6 ft	35	SF	$120	**$4,224**
32687	57.5 to 90.0 feet	Cross Slope (PAR)	2.0-3.0%	6 ft	179	SF	$120	**$21,450**

TOTAL COST FOR: SE *side of* **RIVERSIDE AVE** *Starting at:* **2ND ST** **$34,314.50**

Funding Source: TBD **Year to be Completed** TBD

Street Side	Run ID	Survey Street Name	Starting Street Name	End Street Name	Priority
NW	51909241355	RIVERSIDE AVE	3RD ST	4TH ST	91.25

ID	Dist. from Corner	Barrier Type	As-is Measurement/Notes	Sidewalk Width	Qty	Unit	Cost	Total
31707	0.0 to 15.8 feet	Cross Slope (PAR)	2.0-3.0%	6 ft	87	SF	$120	**$10,428**
40956	0.0 to 1.1 feet	Running Slope	5.0-6.0%	6 ft	6	REF		
56822	6.4 to 7.4 feet	**Vertical Change**	.5	6 ft	6	REF		
31711	18.3 to 24.0 feet	Cross Slope (PAR)	4.0-5.0%	6 ft	31	SF	$120	**$3,762**
31714	27.0 to 42.1 feet	Cross Slope (PAR)	4.0-5.0%	6 ft	83	SF	$120	**$9,966**
31716	42.3 to 44.6 feet	Cross Slope (PAR)	2.0-3.0%	6 ft	13	SF	$120	**$1,518**
47751	46.8 to 47.8 feet	**Vertical Change**	-.4	6 ft	6	REF		
31717	47.7 to 50.0 feet	Cross Slope (PAR)	3.0-4.0%	6 ft	13	SF	$120	**$1,518**
59845	51.5 to 70.2 feet	Driveway				REF		
31718	54.0 to 80.3 feet	**Cross Slope (Driveway)**	2.0-3.0%	6 ft	145	SF	$40	**$5,786**
55490	72.0 to 73.0 feet	**Vertical Change**	.3	6 ft	6	REF		
31727	84.0 to 93.1 feet	Cross Slope (PAR)	2.0-3.0%	6 ft	50	SF	$120	**$6,006**
51167	89.7 to 90.7 feet	**Vertical Change**	-.3	6 ft	6	REF		
31731	97.2 to 117.3 feet	Cross Slope (PAR)	2.0-3.0%	6 ft	111	SF	$120	**$13,266**
31735	137.1 to 141.9 feet	Cross Slope (PAR)	2.0-3.0%	6 ft	26	SF	$120	**$3,168**
55491	137.3 to 138.3 feet	**Vertical Change**	.3	6 ft	6	REF		
59846	149.2 to 166.5 feet	Driveway				REF		
31736	153.7 to 194.5 feet	**Cross Slope (Driveway)**	2.0-3.0%	6 ft	224	SF	$40	**$8,976**
31747	196.9 to 223.7 feet	Cross Slope (PAR)	4.0-5.0%	6 ft	147	SF	$120	**$17,688**
31753	226.5 to 245.1 feet	Cross Slope (PAR)	2.0-3.0%	6 ft	102	SF	$120	**$12,276**
59847	228.5 to 237.8 feet	Driveway				REF		
55492	239.7 to 240.7 feet	**Vertical Change**	.3	6 ft	6	REF		
31758	249.0 to 251.2 feet	Cross Slope (PAR)	2.0-3.0%	6 ft	12	SF	$120	**$1,452**
31759	254.4 to 257.8 feet	Cross Slope (PAR)	2.0-3.0%	6 ft	19	SF	$120	**$2,244**
31760	293.4 to 296.7 feet	Cross Slope (PAR)	3.0-4.0%	6 ft	18	SF	$120	**$2,178**
55493	294.9 to 295.9 feet	**Vertical Change**	.3	6 ft	6	REF		

TOTAL COST FOR: NW *side of* **RIVERSIDE AVE** *Starting at:* **3RD ST** **$100,232.00**

Funding Source: TBD **Year to be Completed** TBD

Street Side	Run ID	Survey Street Name	Starting Street Name	End Street Name	Priority
SE	51909241518	RIVERSIDE AVE	3RD ST	SIDEWALK ENDS	96

ID	Dist. from Corner	Barrier Type	As-is Measurement/Notes	Sidewalk Width	Qty	Unit	Cost	Total
47763	2.8 to 6.3 feet	Vertical Change	-.4	6 ft	19	LF	$75	**$1,444**
32650	9.1 to 13.3 feet	Cross Slope (PAR)	3.0-4.0%	6 ft	23	SF	$120	**$2,772**
32651	14.0 to 36.5 feet	Cross Slope (PAR)	2.0-3.0%	6 ft	124	SF	$120	**$14,850**
55565	15.3 to 16.3 feet	Vertical Change	.3	6 ft	6	REF		
45407	35.4 to 36.4 feet	Vertical Change	-.5	6 ft	6	REF		
32659	38.8 to 42.1 feet	Cross Slope (PAR)	3.0-4.0%	6 ft	18	SF	$120	**$2,178**
32660	42.1 to 43.3 feet	Cross Slope (PAR)	2.0-3.0%	6 ft	7	SF	$120	**$792**
51203	42.5 to 43.5 feet	Vertical Change	-.3	6 ft	6	REF		

TOTAL COST FOR: SE *side of* **RIVERSIDE AVE** *Starting at:* **3RD ST** **$22,035.75**

Funding Source: TBD **Year to be Completed** TBD

Street Side	Run ID	Survey Street Name	Starting Street Name	End Street Name	Priority
NW	51909241357	RIVERSIDE AVE	4TH ST	5TH ST	74.25

ID	Dist. from Corner	Barrier Type	As-is Measurement/Notes	Sidewalk Width	Qty	Unit	Cost	Total
40957	1.3 to 2.7 feet	Running Slope	6.0-7.0%	6 ft	8	SF	$120	**$924**
31762	35.9 to 39.1 feet	Cross Slope (PAR)	2.0-3.0%	6 ft	18	SF	$120	**$2,112**
31763	42.4 to 56.7 feet	Cross Slope (PAR)	2.0-3.0%	6 ft	79	SF	$120	**$9,438**
59848	52.3 to 66.2 feet	Driveway				REF		
56823	54.1 to 55.1 feet	**Vertical Change**	.5	6 ft	6	REF		
31768	59.7 to 61.5 feet	**Cross Slope (Driveway)**	2.0-3.0%	6 ft	10	SF	$40	**$396**
55494	79.2 to 80.2 feet	**Vertical Change**	.3	6 ft	6	LF	$75	**$413**
59849	103.9 to 119.3 feet	Driveway				REF		
31769	113.6 to 123.0 feet	**Cross Slope (Driveway)**	2.0-3.0%	6 ft	52	SF	$40	**$2,068**
31772	129.3 to 130.9 feet	Cross Slope (PAR)	2.0-3.0%	6 ft	9	SF	$120	**$1,056**
31773	136.2 to 139.4 feet	Cross Slope (PAR)	2.0-3.0%	6 ft	18	SF	$120	**$2,112**
31774	147.4 to 149.2 feet	Cross Slope (PAR)	3.0-4.0%	6 ft	10	SF	$120	**$1,188**
31775	149.2 to 150.4 feet	Cross Slope (PAR)	2.0-3.0%	6 ft	7	SF	$120	**$792**
59850	154.2 to 201.0 feet	Driveway				REF		
31776	159.9 to 164.0 feet	**Cross Slope (Driveway)**	2.0-3.0%	6 ft	23	SF	$40	**$902**
31777	168.0 to 170.7 feet	**Cross Slope (Driveway)**	2.0-3.0%	6 ft	15	SF	$40	**$594**
31778	174.3 to 210.7 feet	**Cross Slope (Driveway)**	2.0-3.0%	6 ft	200	SF	$40	**$8,008**
59851	203.9 to 211.8 feet	Driveway				REF		
31784	223.3 to 226.5 feet	Cross Slope (PAR)	2.0-3.0%	6 ft	18	SF	$120	**$2,112**
31785	254.3 to 255.5 feet	Cross Slope (PAR)	2.0-3.0%	6 ft	7	SF	$120	**$792**
31786	261.2 to 262.3 feet	Cross Slope (PAR)	2.0-3.0%	6 ft	6	SF	$120	**$726**
31787	264.8 to 278.8 feet	Cross Slope (PAR)	2.0-3.0%	6 ft	77	SF	$120	**$9,240**
31789	283.3 to 288.4 feet	Cross Slope (PAR)	2.0-3.0%	6 ft	28	SF	$120	**$3,366**
31791	295.0 to 297.4 feet	Cross Slope (PAR)	2.0-3.0%	6 ft	13	SF	$120	**$1,584**

TOTAL COST FOR: NW *side of* **RIVERSIDE AVE** *Starting at:* **4TH ST** **$47,822.50**

Funding Source: TBD **Year to be Completed** TBD

Street Side	Run ID	Survey Street Name	Starting Street Name	End Street Name	Priority
SE	51909241517	RIVERSIDE AVE	4TH ST	3RD ST	97.25

ID	Dist. from Corner	Barrier Type	As-is Measurement/Notes	Sidewalk Width	Qty	Unit	Cost	Total
40993	0.1 to 1.5 feet	Running Slope	5.0-6.0%	6 ft	8	SF	$120	**$924**
56839	12.5 to 13.5 feet	**Vertical Change**	.5	6 ft	6	SF	$75	**$413**
32637	56.8 to 57.8 feet	Cross Slope (PAR)	2.0-3.0%	6 ft	6	SF	$120	**$660**
59935	77.8 to 96.7 feet	Driveway				REF		
57365	101.6 to 102.6 feet	**Vertical Change**	1	6 ft	6	SF	$75	**$413**
32638	106.6 to 112.7 feet	Cross Slope (PAR)	2.0-3.0%	6 ft	34	SF	$120	**$4,026**
47760	110.1 to 111.1 feet	**Vertical Change**	-.4	6 ft	6	REF		
55563	142.8 to 143.8 feet	**Vertical Change**	.3	6 ft	6	LF	$75	**$413**
59936	153.5 to 163.8 feet	Driveway				REF		
32640	171.8 to 192.1 feet	Cross Slope (PAR)	2.0-3.0%	6 ft	112	SF	$120	**$13,398**
32645	193.8 to 198.0 feet	Cross Slope (PAR)	4.0-5.0%	6 ft	23	SF	$120	**$2,772**
47761	198.3 to 199.3 feet	**Vertical Change**	-.4	6 ft	6	LF	$75	**$413**
57207	223.4 to 224.4 feet	**Vertical Change**	.7	6 ft	6	SF	$75	**$413**
47762	237.7 to 238.7 feet	**Vertical Change**	-.4	6 ft	6	LF	$75	**$413**
32646	239.9 to 245.3 feet	Cross Slope (PAR)	2.0-3.0%	6 ft	30	SF	$120	**$3,564**
32648	247.5 to 250.9 feet	Cross Slope (PAR)	2.0-3.0%	6 ft	19	SF	$120	**$2,244**
55564	248.5 to 249.5 feet	**Vertical Change**	.3	6 ft	6	REF		
51201	265.4 to 266.4 feet	**Vertical Change**	-.3	6 ft	6	LF	$75	**$413**
32649	294.3 to 295.3 feet	Cross Slope (PAR)	2.0-3.0%	6 ft	6	SF	$120	**$660**

TOTAL COST FOR: SE *side of* **RIVERSIDE AVE** *Starting at:* **4TH ST** **$31,135.50**

Funding Source: TBD **Year to be Completed** TBD

Street Side	Run ID	Survey Street Name	Starting Street Name	End Street Name	Priority
NW	51909241400	RIVERSIDE AVE	5TH ST	6TH ST	129.75

ID	Dist. from Corner	Barrier Type	As-is Measurement/Notes	Sidewalk Width	Qty	Unit	Cost	Total
31792	0.1 to 24.3 feet	Cross Slope (PAR)	4.0-5.0%	6 ft	133	SF	$120	**$15,972**
51168	2.7 to 3.7 feet	**Vertical Change**	-.3	6 ft	6	REF		
55495	3.0 to 7.9 feet	**Vertical Change**	.3	6 ft	27	REF		
134	6.0 to 7.0 feet	**Protruding Object**		6 ft	6	JOB	$99	**$99**
51169	10.2 to 11.2 feet	**Vertical Change**	-.3	6 ft	6	REF		
31801	26.6 to 28.3 feet	Cross Slope (PAR)	3.0-4.0%	6 ft	9	SF	$120	**$1,122**
31802	32.4 to 40.5 feet	Cross Slope (PAR)	4.0-5.0%	6 ft	45	SF	$120	**$5,346**
57577	41.2 to 42.2 feet	**Vertical Change**	2.7	6 ft	6	SF	$75	**$413**
59852	45.3 to 66.6 feet	Driveway				REF		
31805	49.8 to 52.6 feet	**Cross Slope (Driveway)**	11.0-12.0%	6 ft	15	SF	$40	**$616**
31807	52.6 to 60.3 feet	**Cross Slope (Driveway)**	9.0-10.0%	6 ft	42	SF	$40	**$1,694**
31810	60.5 to 62.4 feet	**Cross Slope (Driveway)**	11.0-12.0%	6 ft	10	SF	$40	**$418**
31811	62.7 to 64.8 feet	**Cross Slope (Driveway)**	9.0-10.0%	6 ft	12	SF	$40	**$462**
40958	64.2 to 66.2 feet	Running Slope	6.0-7.0%	6 ft	11	REF		
31813	65.8 to 66.9 feet	**Cross Slope (Driveway)**	5.0-6.0%	6 ft	6	SF	$40	**$242**
31814	68.2 to 77.5 feet	Cross Slope (PAR)	2.0-3.0%	6 ft	51	SF	$120	**$6,138**
31816	83.1 to 85.4 feet	Cross Slope (PAR)	2.0-3.0%	6 ft	13	SF	$120	**$1,518**
31817	89.8 to 96.2 feet	Cross Slope (PAR)	2.0-3.0%	6 ft	35	SF	$120	**$4,224**
47752	92.8 to 93.8 feet	**Vertical Change**	-.4	6 ft	6	REF		
31819	100.7 to 101.9 feet	Cross Slope (PAR)	3.0-4.0%	6 ft	7	SF	$120	**$792**
31820	105.8 to 111.8 feet	Cross Slope (PAR)	3.0-4.0%	6 ft	33	SF	$120	**$3,960**
55498	113.6 to 114.6 feet	**Vertical Change**	.3	6 ft	6	REF		
31823	114.1 to 116.8 feet	Cross Slope (PAR)	3.0-4.0%	6 ft	15	SF	$120	**$1,782**
31824	117.8 to 124.5 feet	Cross Slope (PAR)	2.0-3.0%	6 ft	37	SF	$120	**$4,422**
31826	124.5 to 131.5 feet	Cross Slope (PAR)	4.0-5.0%	6 ft	39	SF	$120	**$4,620**
59853	130.6 to 141.4 feet	Driveway				REF		
40959	141.0 to 142.2 feet	Running Slope	5.0-6.0%	6 ft	7	REF		
31828	143.2 to 148.0 feet	Cross Slope (PAR)	4.0-5.0%	6 ft	26	SF	$120	**$3,168**

Funding Source: TBD **Year to be Completed** TBD

Street Side	Run ID	Survey Street Name	Starting Street Name	End Street Name	Priority
NW	51909241400	RIVERSIDE AVE	5TH ST	6TH ST	129.75

ID	Dist. from Corner	Barrier Type	As-is Measurement/Notes	Sidewalk Width	Qty	Unit	Cost	Total
59854	145.4 to 161.8 feet	Driveway				REF		
55499	148.4 to 149.4 feet	Vertical Change	.3	6 ft	6	REF		
31830	155.0 to 159.3 feet	Cross Slope (Driveway)	9.0-10.0%	6 ft	24	SF	$40	$946
55500	160.7 to 161.7 feet	Vertical Change	.3	6 ft	6	REF		
31833	163.5 to 169.8 feet	Cross Slope (PAR)	3.0-4.0%	6 ft	35	SF	$120	$4,158
51170	173.0 to 174.0 feet	Vertical Change	-.3	6 ft	6	LF	$75	$413
31834	177.8 to 194.9 feet	Cross Slope (PAR)	2.0-3.0%	6 ft	94	SF	$120	$11,286
59855	193.5 to 205.3 feet	Driveway				REF		
31838	199.7 to 204.0 feet	Cross Slope (Driveway)	11.0-12.0%	6 ft	24	SF	$40	$946
40960	206.1 to 207.7 feet	Running Slope	5.0-6.0%	6 ft	9	SF	$120	$1,056
31839	210.8 to 216.0 feet	Cross Slope (PAR)	2.0-3.0%	6 ft	29	SF	$120	$3,432
56446	215.6 to 216.6 feet	Vertical Change	.4	6 ft	6	REF		
31842	231.5 to 234.1 feet	Cross Slope (PAR)	2.0-3.0%	6 ft	14	SF	$120	$1,716
31843	249.4 to 258.6 feet	Cross Slope (PAR)	2.0-3.0%	6 ft	51	SF	$120	$6,072
31846	264.9 to 267.8 feet	Cross Slope (PAR)	3.0-4.0%	6 ft	16	SF	$120	$1,914
31848	269.1 to 281.3 feet	Cross Slope (PAR)	2.0-3.0%	6 ft	67	SF	$120	$8,052
31853	283.4 to 284.8 feet	Cross Slope (PAR)	3.0-4.0%	6 ft	8	SF	$120	$924

TOTAL COST FOR: NW *side of* **RIVERSIDE AVE** *Starting at:* **5TH ST** **$97,922.00**

Funding Source: TBD **Year to be Completed** TBD

Street Side	Run ID	Survey Street Name	Starting Street Name	End Street Name	Priority
SE	51909241514	RIVERSIDE AVE	5TH ST	4TH ST	79

ID	Dist. from Corner	Barrier Type	As-is Measurement/Notes	Sidewalk Width	Qty	Unit	Cost	Total
41879	20.4 to 21.4 feet	Vertical Change	-.8	6 ft	6	SF	$75	$413
32623	34.3 to 39.3 feet	Cross Slope (PAR)	2.0-3.0%	6 ft	28	SF	$120	$3,300
59931	43.9 to 54.3 feet	Driveway				REF		
45406	45.5 to 46.5 feet	Vertical Change	-.5	6 ft	6	REF		
32625	45.5 to 48.8 feet	Cross Slope (Driveway)	2.0-3.0%	6 ft	18	SF	$40	$726
32627	57.2 to 58.2 feet	Cross Slope (PAR)	2.0-3.0%	6 ft	6	SF	$120	$660
32628	94.8 to 108.8 feet	Cross Slope (PAR)	2.0-3.0%	6 ft	77	SF	$120	$9,240
59932	129.7 to 141.8 feet	Driveway				REF		
51200	145.7 to 146.7 feet	Vertical Change	-.3	6 ft	6	LF	$75	$413
32630	201.3 to 202.4 feet	Cross Slope (PAR)	2.0-3.0%	6 ft	6	SF	$120	$726
59933	229.7 to 246.0 feet	Driveway				REF		
32631	264.3 to 271.2 feet	Cross Slope (PAR)	2.0-3.0%	6 ft	38	SF	$120	$4,554
59934	273.4 to 283.7 feet	Driveway				REF		
32634	275.3 to 277.3 feet	Cross Slope (Driveway)	2.0-3.0%	6 ft	11	SF	$40	$440
32635	292.2 to 295.5 feet	Cross Slope (PAR)	2.0-3.0%	6 ft	18	SF	$120	$2,178

TOTAL COST FOR: SE *side of* **RIVERSIDE AVE** *Starting at:* **5TH ST** **$22,649.00**

Funding Source: TBD **Year to be Completed** TBD

Street Side	Run ID	Survey Street Name	Starting Street Name	End Street Name	Priority
SE	51909241512	RIVERSIDE AVE	6TH ST	5TH ST	96

ID	Dist. from Corner	Barrier Type	As-is Measurement/Notes	Sidewalk Width	Qty	Unit	Cost	Total
32588	1.0 to 3.3 feet	Cross Slope (PAR)	2.0-3.0%	6 ft	13	SF	$120	**$1,518**
32589	5.8 to 6.8 feet	Cross Slope (PAR)	2.0-3.0%	6 ft	6	SF	$120	**$660**
55557	12.3 to 13.3 feet	**Vertical Change**	.3	6 ft	6	LF	$75	**$413**
55558	28.6 to 29.6 feet	**Vertical Change**	.3	6 ft	6	LF	$75	**$413**
32590	50.0 to 93.7 feet	Cross Slope (PAR)	2.0-3.0%	6 ft	240	SF	$120	**$28,842**
45405	81.6 to 82.6 feet	**Vertical Change**	-.5	6 ft	6	REF		
57084	92.3 to 93.3 feet	**Vertical Change**	.6	6 ft	6	REF		
55559	93.9 to 94.9 feet	**Vertical Change**	.3	6 ft	6	REF		
32599	94.5 to 97.4 feet	Cross Slope (PAR)	4.0-5.0%	6 ft	16	SF	$120	**$1,914**
59927	96.3 to 105.4 feet	Driveway				REF		
32600	108.2 to 109.9 feet	Cross Slope (PAR)	2.0-3.0%	6 ft	9	SF	$120	**$1,122**
56471	111.2 to 112.2 feet	**Vertical Change**	.4	6 ft	6	LF	$75	**$413**
55560	118.3 to 119.3 feet	**Vertical Change**	.3	6 ft	6	LF	$75	**$413**
32601	122.5 to 129.3 feet	Cross Slope (PAR)	2.0-3.0%	6 ft	37	SF	$120	**$4,488**
59928	146.4 to 159.8 feet	Driveway				REF		
59929	175.2 to 187.8 feet	Driveway				REF		
32604	192.7 to 195.5 feet	Cross Slope (PAR)	2.0-3.0%	6 ft	15	SF	$120	**$1,848**
32606	197.8 to 207.5 feet	Cross Slope (PAR)	2.0-3.0%	6 ft	53	SF	$120	**$6,402**
59930	199.4 to 235.3 feet	Driveway				REF		
55561	201.4 to 202.4 feet	**Vertical Change**	.3	6 ft	6	REF		
32608	216.7 to 222.2 feet	**Cross Slope (Driveway)**	2.0-3.0%	6 ft	30	SF	$40	**$1,210**
51199	224.3 to 225.3 feet	**Vertical Change**	-.3	6 ft	6	REF		
32609	227.5 to 234.9 feet	**Cross Slope (Driveway)**	2.0-3.0%	6 ft	41	SF	$40	**$1,628**
55562	227.8 to 228.8 feet	**Vertical Change**	.3	6 ft	6	REF		
41569	236.3 to 237.3 feet	**Vertical Change**	-1	6 ft	6	SF	$75	**$413**
32611	239.7 to 243.9 feet	Cross Slope (PAR)	4.0-5.0%	6 ft	23	SF	$120	**$2,772**
32613	244.3 to 250.9 feet	Cross Slope (PAR)	2.0-3.0%	6 ft	36	SF	$120	**$4,356**
41317	247.4 to 248.4 feet	**Vertical Change**	-1.5	6 ft	6	REF		
43527	259.2 to 260.2 feet	**Vertical Change**	-.6	6 ft	6	SF	$75	**$413**

Funding Source: TBD **Year to be Completed** TBD

Street Side	Run ID	Survey Street Name	Starting Street Name	End Street Name	Priority
SE	51909241512	RIVERSIDE AVE	6TH ST	5TH ST	96

ID	Dist. from Corner	Barrier Type	As-is Measurement/Notes	Sidewalk Width	Qty	Unit	Cost	Total
56838	262.8 to 263.8 feet	Vertical Change	.5	6 ft	6	SF	$75	**$413**
32616	266.7 to 272.3 feet	Cross Slope (PAR)	4.0-5.0%	6 ft	31	SF	$120	**$3,696**
32619	272.3 to 275.2 feet	Cross Slope (PAR)	2.0-3.0%	6 ft	16	SF	$120	**$1,914**
32621	282.7 to 285.6 feet	Cross Slope (PAR)	2.0-3.0%	6 ft	16	SF	$120	**$1,914**

TOTAL COST FOR: SE *side of* **RIVERSIDE AVE** *Starting at:* **6TH ST** **$67,171.50**

Funding Source: TBD **Year to be Completed** TBD

Street Side	Run ID	Survey Street Name	Starting Street Name	End Street Name	Priority
NW	51909241434	RIVERSIDE AVE	7TH ST	SIDEWALK ENDS	103.25

ID	Dist. from Corner	Barrier Type	As-is Measurement/Notes	Sidewalk Width	Qty	Unit	Cost	Total
51183	0.1 to 1.1 feet	**Vertical Change**	-.3	6 ft	6	LF	$75	**$413**
59896	12.3 to 20.3 feet	Driveway				REF		
56458	26.2 to 27.2 feet	**Vertical Change**	.4	6 ft	6	LF	$75	**$413**
57390	30.3 to 31.3 feet	**Vertical Change**	1.1	6 ft	6	SF	$75	**$413**
32141	35.3 to 44.3 feet	Cross Slope (PAR)	2.0-3.0%	6 ft	50	SF	$120	**$5,940**
56459	37.8 to 40.5 feet	**Vertical Change**	.4	6 ft	15	REF		
32143	48.9 to 87.1 feet	Cross Slope (PAR)	2.0-3.0%	6 ft	210	SF	$120	**$25,212**
59897	57.8 to 69.5 feet	Driveway				REF		
57082	92.7 to 93.7 feet	**Vertical Change**	.6	6 ft	6	SF	$75	**$413**
59898	104.0 to 116.4 feet	Driveway				REF		
40979	116.5 to 118.1 feet	Running Slope	5.0-6.0%	6 ft	9	REF		

TOTAL COST FOR: NW *side of* **RIVERSIDE AVE** *Starting at:* **7TH ST** **$32,802.00**

Funding Source: TBD **Year to be Completed** TBD

Street Side	Run ID	Survey Street Name	Starting Street Name	End Street Name	Priority
NW	51909241438	RIVERSIDE AVE	8TH ST	9TH ST	100

ID	Dist. from Corner	Barrier Type	As-is Measurement/Notes	Sidewalk Width	Qty	Unit	Cost	Total
55540	8.8 to 9.8 feet	Vertical Change	.3	6 ft	6	LF	$75	$413
32155	12.8 to 20.1 feet	Cross Slope (PAR)	2.0-3.0%	6 ft	40	SF	$120	$4,818
51184	21.5 to 22.5 feet	Vertical Change	-.3	6 ft	6	LF	$75	$413
32157	30.5 to 33.7 feet	Cross Slope (PAR)	2.0-3.0%	6 ft	18	SF	$120	$2,112
55541	33.5 to 34.5 feet	Vertical Change	.3	6 ft	6	REF		
32158	47.3 to 61.1 feet	Cross Slope (PAR)	2.0-3.0%	6 ft	76	SF	$120	$9,108
51185	71.3 to 72.3 feet	Vertical Change	-.3	6 ft	6	LF	$75	$413
32160	72.4 to 78.5 feet	Cross Slope (PAR)	2.0-3.0%	6 ft	34	SF	$120	$4,026
32163	93.3 to 94.6 feet	Cross Slope (PAR)	2.0-3.0%	6 ft	7	SF	$120	$858
51186	96.2 to 97.2 feet	Vertical Change	-.3	6 ft	6	LF	$75	$413
56461	98.2 to 99.2 feet	Vertical Change	.4	6 ft	6	LF	$75	$413
57206	101.5 to 102.5 feet	Vertical Change	.7	6 ft	6	SF	$75	$413
32164	102.9 to 104.1 feet	Cross Slope (PAR)	2.0-3.0%	6 ft	7	SF	$120	$792
56836	107.7 to 108.7 feet	Vertical Change	.5	6 ft	6	SF	$75	$413
55542	129.3 to 130.3 feet	Vertical Change	.3	6 ft	6	LF	$75	$413
59899	132.8 to 143.1 feet	Driveway				REF		
56462	132.9 to 133.9 feet	Vertical Change	.4	6 ft	6	REF		
32165	134.5 to 136.7 feet	Cross Slope (Driveway)	2.0-3.0%	6 ft	12	SF	$40	$484
56463	141.9 to 142.9 feet	Vertical Change	.4	6 ft	6	REF		
32166	148.0 to 149.2 feet	Cross Slope (PAR)	2.0-3.0%	6 ft	7	SF	$120	$792
32167	152.8 to 161.3 feet	Cross Slope (PAR)	2.0-3.0%	6 ft	47	SF	$120	$5,610
32171	166.4 to 172.8 feet	Cross Slope (PAR)	3.0-4.0%	6 ft	35	SF	$120	$4,224
32174	172.8 to 183.2 feet	Cross Slope (PAR)	2.0-3.0%	6 ft	57	SF	$120	$6,864
59900	179.4 to 192.9 feet	Driveway				REF		
32179	183.2 to 185.8 feet	Cross Slope (Driveway)	4.0-5.0%	6 ft	14	SF	$40	$572
32180	188.3 to 189.8 feet	Cross Slope (Driveway)	4.0-5.0%	6 ft	8	SF	$40	$330
32181	190.3 to 196.5 feet	Cross Slope (Driveway)	2.0-3.0%	6 ft	34	SF	$40	$1,364
32183	202.9 to 226.6 feet	Cross Slope (PAR)	2.0-3.0%	6 ft	130	SF	$120	$15,642

Funding Source: TBD **Year to be Completed** TBD

Street Side	Run ID	Survey Street Name	Starting Street Name	End Street Name	Priority
NW	51909241438	RIVERSIDE AVE	8TH ST	9TH ST	100

ID	Dist. from Corner	Barrier Type	As-is Measurement/Notes	Sidewalk Width	Qty	Unit	Cost	Total
32190	239.9 to 241.0 feet	Cross Slope (PAR)	2.0-3.0%	6 ft	6	SF	$120	**$726**
32191	243.1 to 245.4 feet	Cross Slope (PAR)	2.0-3.0%	6 ft	13	SF	$120	**$1,518**
32192	255.4 to 271.1 feet	Cross Slope (PAR)	2.0-3.0%	6 ft	86	SF	$120	**$10,362**
51187	256.4 to 257.4 feet	**Vertical Change**	-.3	6 ft	6	REF		
32195	289.8 to 294.2 feet	Cross Slope (PAR)	2.0-3.0%	6 ft	24	SF	$120	**$2,904**

TOTAL COST FOR: NW *side of* **RIVERSIDE AVE** *Starting at:* **8TH ST** **$76,406.00**

Funding Source: TBD **Year to be Completed** TBD

Street Side	Run ID	Survey Street Name	Starting Street Name	End Street Name	Priority
SE	51909241505	RIVERSIDE AVE	8TH ST	SIDEWALK ENDS	106

ID	Dist. from Corner	Barrier Type	As-is Measurement/Notes	Sidewalk Width	Qty	Unit	Cost	Total
32536	9.8 to 11.3 feet	Cross Slope (PAR)	3.0-4.0%	6 ft	8	SF	$120	**$990**
32537	11.3 to 12.3 feet	Cross Slope (PAR)	2.0-3.0%	6 ft	6	SF	$120	**$660**
51194	29.8 to 30.8 feet	**Vertical Change**	-.3	6 ft	6	LF	$75	**$413**
59919	59.5 to 69.3 feet	Driveway				REF		
56467	98.6 to 99.6 feet	**Vertical Change**	.4	6 ft	6	LF	$75	**$413**
32538	108.3 to 109.5 feet	Cross Slope (PAR)	2.0-3.0%	6 ft	7	SF	$120	**$792**
51195	128.7 to 129.7 feet	**Vertical Change**	-.3	6 ft	6	LF	$75	**$413**
59920	140.6 to 153.7 feet	Driveway				REF		
51196	144.0 to 145.0 feet	**Vertical Change**	-.3	6 ft	6	REF		
32539	149.3 to 154.0 feet	**Cross Slope (Driveway)**	2.0-3.0%	6 ft	26	SF	$40	**$1,034**
55553	155.6 to 156.6 feet	**Vertical Change**	.3	6 ft	6	LF	$75	**$413**
32541	163.8 to 165.2 feet	Cross Slope (PAR)	2.0-3.0%	6 ft	8	SF	$120	**$924**
59921	185.8 to 200.6 feet	Driveway				REF		
32542	190.1 to 197.6 feet	**Cross Slope (Driveway)**	2.0-3.0%	6 ft	41	SF	$40	**$1,650**

TOTAL COST FOR: SE *side of* **RIVERSIDE AVE** *Starting at:* **8TH ST** **$7,700.00**

Funding Source: TBD **Year to be Completed** TBD

Street Side	Run ID	Survey Street Name	Starting Street Name	End Street Name	Priority
NW	51909241349	RIVERSIDE AVE	SIDEWALK BEGINS	SIDEWALK ENDS	84

ID	Dist. from Corner	Barrier Type	As-is Measurement/Notes	Sidewalk Width	Qty	Unit	Cost	Total
31638	0.0 to 1.8 feet	Cross Slope (PAR)	3.0-4.0%	6 ft	10	SF	$120	**$1,188**
55487	2.3 to 3.3 feet	**Vertical Change**	.3	6 ft	6	REF		
31639	3.2 to 11.8 feet	Cross Slope (PAR)	2.0-3.0%	6 ft	47	SF	$120	**$5,676**
57081	5.6 to 6.6 feet	**Vertical Change**	.6	6 ft	6	REF		
45395	9.1 to 10.1 feet	**Vertical Change**	-.5	6 ft	6	REF		
31643	13.9 to 19.9 feet	Cross Slope (PAR)	2.0-3.0%	6 ft	33	SF	$120	**$3,960**
59838	29.3 to 41.2 feet	Driveway				REF		
31644	35.8 to 40.8 feet	**Cross Slope (Driveway)**	2.0-3.0%	6 ft	28	SF	$40	**$1,100**
59839	44.8 to 60.0 feet	Driveway				REF		

TOTAL COST FOR: NW *side of* **RIVERSIDE AVE** *Starting at:* **SIDEWALK BEGINS** **$11,924.00**

Funding Source: TBD **Year to be Completed** TBD

Street Side	Run ID	Survey Street Name	Starting Street Name	End Street Name	Priority
NW	51909241350	RIVERSIDE AVE	SIDEWALK BEGINS	2ND ST	95.25

ID	Dist. from Corner	Barrier Type	As-is Measurement/Notes	Sidewalk Width	Qty	Unit	Cost	Total
40953	0.0 to 1.4 feet	Running Slope	5.0-6.0%	6 ft	8	SF	$120	**$924**
55488	23.0 to 24.0 feet	**Vertical Change**	.3	6 ft	6	LF	$75	**$413**
57643	44.8 to 45.8 feet	**Vertical Change**	3.4	6 ft	6	SF	$75	**$413**
45396	55.8 to 56.8 feet	**Vertical Change**	-.5	6 ft	6	SF	$75	**$413**
31646	89.9 to 95.8 feet	Cross Slope (PAR)	2.0-3.0%	6 ft	32	SF	$120	**$3,894**

TOTAL COST FOR: NW *side of* **RIVERSIDE AVE** *Starting at:* **SIDEWALK BEGINS** **$6,055.50**

Funding Source: TBD **Year to be Completed** TBD

Street Side	Run ID	Survey Street Name	Starting Street Name	End Street Name	Priority
NW	51909241431	RIVERSIDE AVE	SIDEWALK BEGINS	SIDEWALK ENDS	117.25

ID	Dist. from Corner	Barrier Type	As-is Measurement/Notes	Sidewalk Width	Qty	Unit	Cost	Total
32109	0.0 to 5.0 feet	Cross Slope (PAR)	11.0-12.0%	6 ft	28	SF	$120	**$3,300**
32112	12.6 to 15.3 feet	Cross Slope (PAR)	2.0-3.0%	6 ft	15	SF	$120	**$1,782**
59892	14.2 to 35.7 feet	Driveway				REF		
55538	15.3 to 16.3 feet	**Vertical Change**	.3	6 ft	6	REF		
32114	19.4 to 33.4 feet	**Cross Slope (Driveway)**	>15%	6 ft	77	SF	$40	**$3,080**
51179	35.8 to 36.8 feet	**Vertical Change**	-.3	6 ft	6	REF		
32118	38.9 to 47.3 feet	Cross Slope (PAR)	4.0-5.0%	6 ft	46	SF	$120	**$5,544**
32121	52.8 to 57.9 feet	Cross Slope (PAR)	3.0-4.0%	6 ft	28	SF	$120	**$3,366**
51180	56.8 to 57.8 feet	**Vertical Change**	-.3	6 ft	6	REF		
32122	57.9 to 63.8 feet	Cross Slope (PAR)	2.0-3.0%	6 ft	32	SF	$120	**$3,894**
59893	63.4 to 79.1 feet	Driveway				REF		
40976	63.8 to 66.3 feet	Running Slope	6.0-7.0%	6 ft	14	REF		
55539	65.5 to 66.5 feet	**Vertical Change**	.3	6 ft	6	REF		
32124	68.7 to 80.1 feet	**Cross Slope (Driveway)**	10.0-11.0%	6 ft	63	SF	$40	**$2,508**

TOTAL COST FOR: NW *side of* **RIVERSIDE AVE** *Starting at:* **SIDEWALK BEGINS** **$23,474.00**

Funding Source: TBD **Year to be Completed** TBD

Street Side	Run ID	Survey Street Name	Starting Street Name	End Street Name	Priority
NW	51909241433	RIVERSIDE AVE	SIDEWALK BEGINS	7TH ST	110.25

ID	Dist. from Corner	Barrier Type	As-is Measurement/Notes	Sidewalk Width	Qty	Unit	Cost	Total
59895	23.2 to 37.0 feet	Driveway				REF		
32133	28.0 to 37.8 feet	Cross Slope (Driveway)	8.0-9.0%	6 ft	54	SF	$40	**$2,156**
57364	30.8 to 31.8 feet	Vertical Change	1	6 ft	6	REF		
40978	37.9 to 39.5 feet	Running Slope	7.0-8.0%	6 ft	9	SF	$120	**$1,056**
32136	54.0 to 58.6 feet	Cross Slope (PAR)	2.0-3.0%	6 ft	25	SF	$120	**$3,036**
32137	62.5 to 65.5 feet	Cross Slope (PAR)	2.0-3.0%	6 ft	17	SF	$120	**$1,980**
32138	67.7 to 75.3 feet	Cross Slope (PAR)	2.0-3.0%	6 ft	42	SF	$120	**$5,016**
51181	89.9 to 92.9 feet	Vertical Change	-.3	6 ft	17	REF		
32140	90.8 to 92.3 feet	Cross Slope (PAR)	2.0-3.0%	6 ft	8	SF	$120	**$990**

TOTAL COST FOR: NW *side of* **RIVERSIDE AVE** *Starting at:* **SIDEWALK BEGINS** **$14,234.00**

Funding Source: TBD **Year to be Completed** TBD

Street Side	Run ID	Survey Street Name	Starting Street Name	End Street Name	Priority
NW	51909241440	RIVERSIDE AVE	SIDEWALK BEGINS	10TH ST	118

ID	Dist. from Corner	Barrier Type	As-is Measurement/Notes	Sidewalk Width	Qty	Unit	Cost	Total
32196	0.0 to 2.3 feet	Cross Slope (PAR)	2.0-3.0%	6 ft	13	SF	$120	**$1,518**
59901	17.5 to 40.7 feet	Driveway				REF		
32197	23.5 to 28.4 feet	**Cross Slope (Driveway)**	11.0-12.0%	6 ft	27	SF	$40	**$1,078**
32200	30.1 to 38.5 feet	**Cross Slope (Driveway)**	13.014	6 ft	46	SF	$40	**$1,848**
32204	38.5 to 39.8 feet	**Cross Slope (Driveway)**	11.0-12.0%	6 ft	7	SF	$40	**$286**
45403	41.8 to 42.8 feet	**Vertical Change**	-.5	6 ft	6	SF	$75	**$413**
32205	43.3 to 45.8 feet	Cross Slope (PAR)	2.0-3.0%	6 ft	14	SF	$120	**$1,650**

TOTAL COST FOR: NW *side of* **RIVERSIDE AVE** *Starting at:* **SIDEWALK BEGINS** **$6,792.50**

Funding Source: TBD **Year to be Completed** TBD

Street Side	Run ID	Survey Street Name	Starting Street Name	End Street Name	Priority
NW	51909241441	RIVERSIDE AVE	SIDEWALK BEGINS	SIDEWALK ENDS	98

ID	Dist. from Corner	Barrier Type	As-is Measurement/Notes	Sidewalk Width	Qty	Unit	Cost	Total
32206	0.0 to 17.4 feet	Cross Slope (PAR)	2.0-3.0%	6 ft	96	SF	$120	**$11,484**
32212	17.7 to 19.6 feet	Cross Slope (PAR)	4.0-5.0%	6 ft	10	SF	$120	**$1,254**
59902	18.8 to 33.2 feet	Driveway				REF		
32213	22.1 to 23.3 feet	**Cross Slope (Driveway)**	10.0-11.0%	6 ft	7	SF	$40	**$264**
32214	23.7 to 24.8 feet	**Cross Slope (Driveway)**	12.0-13.0%	6 ft	6	SF	$40	**$242**
32215	26.5 to 33.9 feet	**Cross Slope (Driveway)**	10.0-11.0%	6 ft	41	SF	$40	**$1,628**

TOTAL COST FOR: NW *side of* **RIVERSIDE AVE** *Starting at:* **SIDEWALK BEGINS** **$14,872.00**

Funding Source: TBD **Year to be Completed** TBD

Street Side	Run ID	Survey Street Name	Starting Street Name	End Street Name	Priority
SE	51909241453	RIVERSIDE AVE	SIDEWALK BEGINS	SIDEWALK ENDS	96

ID	Dist. from Corner	Barrier Type	As-is Measurement/Notes	Sidewalk Width	Qty	Unit	Cost	Total
59911	23.7 to 42.1 feet	Driveway				REF		
32495	29.1 to 34.1 feet	Cross Slope (Driveway)	13.014	6 ft	28	SF	$40	$1,100
32497	39.0 to 41.8 feet	Cross Slope (Driveway)	12.0-13.0%	6 ft	15	SF	$40	$616
32498	45.6 to 46.8 feet	Cross Slope (PAR)	4.0-5.0%	6 ft	7	SF	$120	$792
59912	45.8 to 56.8 feet	Driveway				REF		
56465	46.4 to 47.4 feet	Vertical Change	.4	6 ft	6	REF		
32499	49.8 to 51.3 feet	Cross Slope (Driveway)	13.014	6 ft	8	SF	$40	$330
32500	53.9 to 57.6 feet	Cross Slope (Driveway)	>15%	6 ft	20	SF	$40	$814

TOTAL COST FOR: SE *side of* **RIVERSIDE AVE** *Starting at:* **SIDEWALK BEGINS** **$3,652.00**

Funding Source: TBD **Year to be Completed** TBD

Street Side	Run ID	Survey Street Name	Starting Street Name	End Street Name	Priority
SE	51909241456	RIVERSIDE AVE	SIDEWALK BEGINS	SIDEWALK ENDS	107.25

ID	Dist. from Corner	Barrier Type	As-is Measurement/Notes	Sidewalk Width	Qty	Unit	Cost	Total
40983	0.0 to 1.2 feet	Running Slope	6.0-7.0%	6 ft	7	SF	$120	**$792**
40984	1.2 to 2.5 feet	Running Slope	5.0-6.0%	6 ft	7	SF	$120	**$858**
32501	4.1 to 10.5 feet	Cross Slope (PAR)	>15%	6 ft	35	SF	$120	**$4,224**
59913	6.6 to 23.7 feet	Driveway				REF		
32504	11.1 to 13.8 feet	**Cross Slope (Driveway)**	12.0-13.0%	6 ft	15	SF	$40	**$594**
32506	15.3 to 21.0 feet	**Cross Slope (Driveway)**	>15%	6 ft	31	SF	$40	**$1,254**
40985	21.8 to 22.8 feet	Running Slope	5.0-6.0%	6 ft	6	REF		
40986	22.8 to 25.8 feet	Running Slope	6.0-7.0%	6 ft	17	REF		
51190	25.2 to 26.2 feet	**Vertical Change**	-.3	6 ft	6	LF	$75	**$413**
40988	25.8 to 26.8 feet	Running Slope	5.0-6.0%	6 ft	6	SF	$120	**$660**
51191	30.3 to 31.3 feet	**Vertical Change**	-.3	6 ft	6	LF	$75	**$413**
59914	46.7 to 57.8 feet	Driveway				REF		
32507	47.2 to 48.2 feet	**Cross Slope (Driveway)**	4.0-5.0%	6 ft	6	SF	$40	**$220**
32508	53.2 to 57.8 feet	**Cross Slope (Driveway)**	12.0-13.0%	6 ft	25	SF	$40	**$1,012**

TOTAL COST FOR: SE *side of* **RIVERSIDE AVE** *Starting at:* **SIDEWALK BEGINS** **$10,439.00**

Funding Source: TBD **Year to be Completed** TBD

Street Side	Run ID	Survey Street Name	Starting Street Name	End Street Name	Priority
SE	51909241458	RIVERSIDE AVE	SIDEWALK BEGINS	10TH ST	111.5

ID	Dist. from Corner	Barrier Type	As-is Measurement/Notes	Sidewalk Width	Qty	Unit	Cost	Total
32511	23.5 to 28.3 feet	Cross Slope (PAR)	2.0-3.0%	6 ft	26	SF	$120	**$3,168**
59916	38.9 to 61.9 feet	Driveway				REF		
32513	48.8 to 49.9 feet	**Cross Slope (Driveway)**	11.0-12.0%	6 ft	6	SF	$40	**$242**
32514	52.5 to 53.6 feet	**Cross Slope (Driveway)**	11.0-12.0%	6 ft	6	SF	$40	**$242**
32515	60.8 to 62.0 feet	**Cross Slope (Driveway)**	3.0-4.0%	6 ft	7	SF	$40	**$264**
56466	61.8 to 62.8 feet	**Vertical Change**	.4	6 ft	6	REF		
32516	64.3 to 66.8 feet	Cross Slope (PAR)	4.0-5.0%	6 ft	14	SF	$120	**$1,650**
59917	79.5 to 97.0 feet	Driveway				REF		
32517	105.3 to 106.7 feet	Cross Slope (PAR)	2.0-3.0%	6 ft	8	SF	$120	**$924**
51192	107.6 to 108.6 feet	**Vertical Change**	-.3	6 ft	6	REF		
32518	108.6 to 111.9 feet	Cross Slope (PAR)	5.0-6.0%	6 ft	18	SF	$120	**$2,178**
32520	115.0 to 117.9 feet	Cross Slope (PAR)	2.0-3.0%	6 ft	16	SF	$120	**$1,914**
57632	118.6 to 119.6 feet	**Vertical Change**	3.3	6 ft	6	SF	$75	**$413**
32522	124.9 to 126.0 feet	Cross Slope (PAR)	2.0-3.0%	6 ft	6	SF	$120	**$726**
32523	134.2 to 144.2 feet	Cross Slope (PAR)	2.0-3.0%	6 ft	55	SF	$120	**$6,600**
47759	137.8 to 138.8 feet	**Vertical Change**	-.4	6 ft	6	REF		
57083	154.8 to 155.8 feet	**Vertical Change**	.6	6 ft	6	SF	$75	**$413**
32527	157.0 to 158.0 feet	Cross Slope (PAR)	5.0-6.0%	6 ft	6	SF	$120	**$660**
55552	159.6 to 160.6 feet	**Vertical Change**	.3	6 ft	6	LF	$75	**$413**
51193	171.6 to 172.6 feet	**Vertical Change**	-.3	6 ft	6	LF	$75	**$413**

TOTAL COST FOR: SE *side of* **RIVERSIDE AVE** *Starting at:* **SIDEWALK BEGINS** **$20,218.00**

Funding Source: TBD **Year to be Completed** TBD

Street Side	Run ID	Survey Street Name	Starting Street Name	End Street Name	Priority
SE	51909241503	RIVERSIDE AVE	SIDEWALK BEGINS	SIDEWALK ENDS	103

ID	Dist. from Corner	Barrier Type	As-is Measurement/Notes	Sidewalk Width	Qty	Unit	Cost	Total
32529	8.8 to 15.8 feet	Cross Slope (PAR)	2.0-3.0%	6 ft	38	SF	$120	**$4,620**
56837	18.7 to 19.7 feet	**Vertical Change**	.5	6 ft	6	SF	$75	**$413**
32531	22.9 to 26.2 feet	Cross Slope (PAR)	2.0-3.0%	6 ft	18	SF	$120	**$2,178**
32532	29.2 to 32.3 feet	Cross Slope (PAR)	2.0-3.0%	6 ft	17	SF	$120	**$2,046**

TOTAL COST FOR: SE *side of* **RIVERSIDE AVE** *Starting at:* **SIDEWALK BEGINS** **$9,256.50**

Funding Source: TBD **Year to be Completed** TBD

Street Side	Run ID	Survey Street Name	Starting Street Name	End Street Name	Priority
SE	51909241507	RIVERSIDE AVE	SIDEWALK BEGINS	7TH ST	88

ID	Dist. from Corner	Barrier Type	As-is Measurement/Notes	Sidewalk Width	Qty	Unit	Cost	Total
32545	0.0 to 1.0 feet	Cross Slope (PAR)	2.0-3.0%	10 ft	10	SF	$120	**$1,200**
59922	0.8 to 17.7 feet	Driveway				REF		
55554	22.8 to 23.8 feet	**Vertical Change**	.3	10 ft	10	LF	$75	**$750**
32546	28.8 to 31.9 feet	Cross Slope (PAR)	2.0-3.0%	10 ft	31	SF	$120	**$3,720**

TOTAL COST FOR: SE *side of* **RIVERSIDE AVE** *Starting at:* **SIDEWALK BEGINS** **$5,670.00**

Funding Source: TBD **Year to be Completed** TBD

Street Side	Run ID	Survey Street Name	Starting Street Name	End Street Name	Priority
SE	51909241508	RIVERSIDE AVE	SIDEWALK BEGINS	SIDEWALK ENDS	123.25

ID	Dist. from Corner	Barrier Type	As-is Measurement/Notes	Sidewalk Width	Qty	Unit	Cost	Total
32548	12.7 to 18.3 feet	Cross Slope (PAR)	2.0-3.0%	6 ft	31	SF	$120	**$3,696**
57485	15.1 to 16.1 feet	**Vertical Change**	1.6	6 ft	6	REF		
32549	22.3 to 23.3 feet	Cross Slope (PAR)	2.0-3.0%	6 ft	6	SF	$120	**$660**
32550	28.4 to 36.7 feet	Cross Slope (PAR)	2.0-3.0%	6 ft	46	SF	$120	**$5,478**
32552	44.8 to 76.3 feet	Cross Slope (PAR)	2.0-3.0%	6 ft	173	SF	$120	**$20,790**
59923	76.1 to 90.7 feet	Driveway				REF		
55555	76.5 to 77.5 feet	**Vertical Change**	.3	6 ft	6	REF		
32559	80.5 to 88.1 feet	**Cross Slope (Driveway)**	10.0-11.0%	6 ft	42	SF	$40	**$1,672**
32561	91.3 to 114.9 feet	**Cross Slope (Driveway)**	3.0-4.0%	6 ft	130	SF	$40	**$5,192**
59924	114.2 to 132.1 feet	Driveway				REF		
32567	119.9 to 121.8 feet	**Cross Slope (Driveway)**	11.0-12.0%	6 ft	10	SF	$40	**$418**
56468	124.4 to 125.4 feet	**Vertical Change**	.4	6 ft	6	REF		
32568	125.8 to 129.8 feet	**Cross Slope (Driveway)**	11.0-12.0%	6 ft	22	SF	$40	**$880**
32570	129.8 to 134.1 feet	**Cross Slope (Driveway)**	9.0-10.0%	6 ft	24	SF	$40	**$946**
40990	134.7 to 136.0 feet	Running Slope	7.0-8.0%	6 ft	7	REF		
32572	136.0 to 140.2 feet	Cross Slope (PAR)	2.0-3.0%	6 ft	23	SF	$120	**$2,772**
59925	142.7 to 162.1 feet	Driveway				REF		
32574	146.8 to 155.8 feet	**Cross Slope (Driveway)**	12.0-13.0%	6 ft	50	SF	$40	**$1,980**
32576	157.3 to 160.9 feet	**Cross Slope (Driveway)**	14.0-15.0%	6 ft	20	SF	$40	**$792**
40991	161.8 to 162.9 feet	Running Slope	6.0-7.0%	6 ft	6	REF		
32578	164.5 to 188.8 feet	Cross Slope (PAR)	2.0-3.0%	6 ft	134	SF	$120	**$16,038**
56469	187.4 to 188.4 feet	**Vertical Change**	.4	6 ft	6	REF		

TOTAL COST FOR: SE *side of* **RIVERSIDE AVE** *Starting at:* **SIDEWALK BEGINS** **$61,314.00**

Funding Source: TBD **Year to be Completed** TBD

Street Side	Run ID	Survey Street Name	Starting Street Name	End Street Name	Priority
SE	51909241509	RIVERSIDE AVE	SIDEWALK BEGINS	6TH ST	88

ID	Dist. from Corner	Barrier Type	As-is Measurement/Notes	Sidewalk Width	Qty	Unit	Cost	Total
51197	14.3 to 15.3 feet	Vertical Change	-.3	6 ft	6	LF	$75	**$413**
32586	24.4 to 26.3 feet	Cross Slope (PAR)	3.0-4.0%	6 ft	10	SF	$120	**$1,254**
45404	26.1 to 27.3 feet	Vertical Change	-.5	6 ft	7	REF		
32587	27.1 to 28.3 feet	Cross Slope (PAR)	2.0-3.0%	6 ft	7	SF	$120	**$792**

TOTAL COST FOR: SE *side of* **RIVERSIDE AVE** *Starting at:* **SIDEWALK BEGINS** **$2,458.50**

Funding Source: TBD **Year to be Completed** TBD

Street Side	Run ID	Survey Street Name	Starting Street Name	End Street Name	Priority
SE	51909241520	RIVERSIDE AVE	SIDEWALK BEGINS	2ND ST	96

ID	Dist. from Corner	Barrier Type	As-is Measurement/Notes	Sidewalk Width	Qty	Unit	Cost	Total
32661	0.0 to 1.3 feet	Cross Slope (PAR)	4.0-5.0%	6 ft	7	SF	$120	**$858**
32662	3.3 to 69.0 feet	Cross Slope (PAR)	2.0-3.0%	6 ft	361	SF	$120	**$43,362**
57540	48.8 to 49.8 feet	**Vertical Change**	2.1	6 ft	6	REF		

TOTAL COST FOR: SE *side of* **RIVERSIDE AVE** *Starting at:* **SIDEWALK BEGINS** **$44,220.00**

Funding Source: TBD **Year to be Completed** TBD

Street Side	Run ID	Survey Street Name	Starting Street Name	End Street Name	Priority
SW	51909241524	RIVERSIDE AVE	SIDEWALK BEGINS	KINGS AVE	102.75

ID	Dist. from Corner	Barrier Type	As-is Measurement/Notes	Sidewalk Width	Qty	Unit	Cost	Total
32694	0.0 to 3.3 feet	Cross Slope (PAR)	12.0-13.0%	6 ft	18	SF	$120	**$2,178**
32698	15.3 to 16.3 feet	Cross Slope (PAR)	5.0-6.0%	6 ft	6	SF	$120	**$660**
40995	17.1 to 19.9 feet	Running Slope	5.0-6.0%	6 ft	15	SF	$120	**$1,848**
32699	19.4 to 22.3 feet	Cross Slope (PAR)	3.0-4.0%	6 ft	16	SF	$120	**$1,914**
32700	25.1 to 30.8 feet	Cross Slope (PAR)	3.0-4.0%	6 ft	31	SF	$120	**$3,762**
32701	31.7 to 38.1 feet	Cross Slope (PAR)	2.0-3.0%	6 ft	35	SF	$120	**$4,224**
32703	44.4 to 50.8 feet	Cross Slope (PAR)	2.0-3.0%	6 ft	35	SF	$120	**$4,224**
32705	54.4 to 73.5 feet	Cross Slope (PAR)	2.0-3.0%	6 ft	105	SF	$120	**$12,606**
51206	65.8 to 66.8 feet	**Vertical Change**	-.3	6 ft	6	REF		
32710	74.8 to 79.3 feet	Cross Slope (PAR)	4.0-5.0%	6 ft	25	SF	$120	**$2,970**
51207	80.5 to 81.5 feet	**Vertical Change**	-.3	6 ft	6	LF	$75	**$413**
32711	84.0 to 89.2 feet	Cross Slope (PAR)	4.0-5.0%	6 ft	29	SF	$120	**$3,432**
32713	92.4 to 101.9 feet	Cross Slope (PAR)	3.0-4.0%	6 ft	52	SF	$120	**$6,270**
32715	101.9 to 108.6 feet	Cross Slope (PAR)	5.0-6.0%	6 ft	37	SF	$120	**$4,422**
32717	109.6 to 127.6 feet	Cross Slope (PAR)	3.0-4.0%	6 ft	99	SF	$120	**$11,880**
51208	124.7 to 125.7 feet	**Vertical Change**	-.3	6 ft	6	REF		
32722	130.1 to 139.4 feet	Cross Slope (PAR)	3.0-4.0%	6 ft	51	SF	$120	**$6,138**
32725	141.9 to 154.6 feet	Cross Slope (PAR)	3.0-4.0%	6 ft	70	SF	$120	**$8,382**

TOTAL COST FOR: SW *side of* **RIVERSIDE AVE** *Starting at:* **SIDEWALK BEGINS** **$75,322.50**

Funding Source: TBD **Year to be Completed** TBD

Street Side	Run ID	Survey Street Name	Starting Street Name	End Street Name	Priority
NW	1908201335	ROBERTSON BLVD	10TH ST	11TH ST	81

ID	Dist. from Corner	Barrier Type	As-is Measurement/Notes	Sidewalk Width	Qty	Unit	Cost	Total
1098	0.8 to 23.7 feet	Cross Slope (PAR)	2.0-3.0%	6 ft	137	SF	$120	**$16,488**
48678	35.8 to 36.8 feet	**Vertical Change**	-.37	6 ft	6	LF	$75	**$450**
57743	44.6 to 65.8 feet	Driveway				REF		
50233	71.3 to 72.3 feet	**Vertical Change**	-.32	6 ft	6	LF	$75	**$450**
1101	75.3 to 83.5 feet	Cross Slope (PAR)	2.0-3.0%	6 ft	49	SF	$120	**$5,904**
1102	94.2 to 118.9 feet	Cross Slope (PAR)	2.0-3.0%	6 ft	148	SF	$120	**$17,784**
57744	100.5 to 111.7 feet	Driveway				REF		
1103	121.1 to 133.6 feet	Cross Slope (PAR)	2.0-3.0%	6 ft	75	SF	$120	**$9,000**
1104	141.8 to 168.0 feet	Cross Slope (PAR)	2.0-3.0%	6 ft	157	SF	$120	**$18,864**
1107	173.3 to 177.4 feet	Cross Slope (PAR)	2.0-3.0%	6 ft	25	SF	$120	**$2,952**
1108	287.0 to 290.6 feet	Cross Slope (PAR)	2.0-3.0%	6 ft	22	SF	$120	**$2,592**

TOTAL COST FOR: NW *side of* **ROBERTSON BLVD** *Starting at:* **10TH ST** **$74,484.00**

Funding Source: TBD **Year to be Completed** TBD

Street Side	Run ID	Survey Street Name	Starting Street Name	End Street Name	Priority
SE	1908201516	ROBERTSON BLVD	10TH ST	9TH ST	96

ID	Dist. from Corner	Barrier Type	As-is Measurement/Notes	Sidewalk Width	Qty	Unit	Cost	Total
1560	0.0 to 23.7 feet	Cross Slope (PAR)	2.0-3.0%	6 ft	142	SF	$120	**$17,064**
52841	4.7 to 5.7 feet	**Vertical Change**	-.27	6 ft	6	REF		
49916	53.1 to 54.1 feet	**Vertical Change**	-.33	6 ft	6	LF	$75	**$450**
1563	80.7 to 88.3 feet	Cross Slope (PAR)	2.0-3.0%	6 ft	46	SF	$120	**$5,472**
1564	144.3 to 170.9 feet	Cross Slope (PAR)	2.0-3.0%	6 ft	160	SF	$120	**$19,152**
57784	174.1 to 187.3 feet	Driveway				REF		
1566	177.9 to 185.1 feet	**Cross Slope (Driveway)**	2.0-3.0%	6 ft	43	SF	$40	**$1,728**
1567	187.8 to 198.4 feet	Cross Slope (PAR)	2.0-3.0%	6 ft	64	SF	$120	**$7,632**
51940	197.2 to 198.2 feet	**Vertical Change**	-.29	6 ft	6	REF		
1568	228.8 to 235.7 feet	Cross Slope (PAR)	2.0-3.0%	6 ft	41	SF	$120	**$4,968**
57785	229.8 to 242.7 feet	Driveway				REF		
1569	249.0 to 251.1 feet	Cross Slope (PAR)	2.0-3.0%	6 ft	13	SF	$120	**$1,512**
1570	283.8 to 287.9 feet	Cross Slope (PAR)	2.0-3.0%	6 ft	25	SF	$120	**$2,952**

TOTAL COST FOR: SE *side of* **ROBERTSON BLVD** *Starting at:* **10TH ST** **$60,930.00**

Funding Source: TBD **Year to be Completed** TBD

Street Side	Run ID	Survey Street Name	Starting Street Name	End Street Name	Priority
NW	1908201340	ROBERTSON BLVD	11TH ST	13TH ST	93

ID	Dist. from Corner	Barrier Type	As-is Measurement/Notes	Sidewalk Width	Qty	Unit	Cost	Total
53319	5.2 to 9.2 feet	Vertical Change	-.26	6 ft	24	LF	$75	$1,800
1109	12.3 to 17.4 feet	Cross Slope (PAR)	2.0-3.0%	6 ft	31	SF	$120	$3,672
1110	38.8 to 56.5 feet	Cross Slope (PAR)	2.0-3.0%	6 ft	106	SF	$120	$12,744
57745	47.3 to 91.8 feet	Driveway				REF		
51512	65.5 to 66.5 feet	Vertical Change	-.3	6 ft	6	REF		
1111	71.2 to 81.3 feet	Cross Slope (Driveway)	2.0-3.0%	6 ft	61	SF	$40	$2,424
45883	73.6 to 74.6 feet	Vertical Change	-.48	6 ft	6	REF		
52817	81.6 to 82.6 feet	Vertical Change	-.27	6 ft	6	REF		
1112	86.6 to 116.1 feet	Cross Slope (Driveway)	2.0-3.0%	6 ft	177	SF	$40	$7,080
46085	93.6 to 94.6 feet	Vertical Change	-.47	6 ft	6	REF		
46773	99.1 to 100.1 feet	Vertical Change	-.44	6 ft	6	REF		
46311	111.1 to 112.1 feet	Vertical Change	-.46	6 ft	6	REF		
1116	120.7 to 131.7 feet	Cross Slope (PAR)	2.0-3.0%	6 ft	66	SF	$120	$7,920
45460	122.7 to 123.7 feet	Vertical Change	-.5	6 ft	6	REF		
46086	134.8 to 135.8 feet	Vertical Change	-.47	6 ft	6	LF	$75	$450
57746	137.8 to 149.0 feet	Driveway				REF		
50234	140.7 to 141.7 feet	Vertical Change	-.32	6 ft	6	REF		
49581	161.3 to 162.3 feet	Vertical Change	-.34	6 ft	6	LF	$75	$450
52818	167.3 to 168.3 feet	Vertical Change	-.27	6 ft	6	LF	$75	$450
52819	177.2 to 178.2 feet	Vertical Change	-.27	6 ft	6	LF	$75	$450
45461	183.2 to 184.2 feet	Vertical Change	-.5	6 ft	6	SF	$75	$450
47213	189.3 to 190.3 feet	Vertical Change	-.42	6 ft	6	LF	$75	$450
1117	196.3 to 198.5 feet	Cross Slope (PAR)	2.0-3.0%	6 ft	13	SF	$120	$1,584
1118	200.8 to 201.9 feet	Cross Slope (PAR)	2.0-3.0%	6 ft	7	SF	$120	$792
49904	207.2 to 208.2 feet	Vertical Change	-.33	6 ft	6	LF	$75	$450
1119	219.3 to 245.5 feet	Cross Slope (PAR)	2.0-3.0%	6 ft	157	SF	$120	$18,864
57747	241.8 to 262.8 feet	Driveway				REF		
1120	252.5 to 262.3 feet	Cross Slope (Driveway)	2.0-3.0%	6 ft	59	SF	$40	$2,352

Funding Source: TBD **Year to be Completed** TBD

Street Side	Run ID	Survey Street Name	Starting Street Name	End Street Name	Priority
NW	1908201340	ROBERTSON BLVD	11TH ST	13TH ST	93

ID	Dist. from Corner	Barrier Type	As-is Measurement/Notes	Sidewalk Width	Qty	Unit	Cost	Total
44393	256.2 to 257.2 feet	Vertical Change	-.55	6 ft	6	REF		
1122	272.1 to 290.1 feet	Cross Slope (PAR)	2.0-3.0%	6 ft	108	SF	$120	**$12,960**
53320	314.3 to 315.3 feet	Vertical Change	-.26	6 ft	6	LF	$75	**$450**
57748	315.2 to 332.8 feet	Driveway				REF		
48964	317.5 to 318.5 feet	Vertical Change	-.36	6 ft	6	REF		
1124	320.4 to 328.8 feet	Cross Slope (Driveway)	2.0-3.0%	6 ft	50	SF	$40	**$2,016**
53835	327.3 to 328.3 feet	Vertical Change	-.25	6 ft	6	REF		
44815	336.8 to 339.0 feet	Vertical Change	-.53	6 ft	13	SF	$75	**$990**
57749	354.3 to 365.5 feet	Driveway				REF		
48679	356.0 to 357.0 feet	Vertical Change	-.37	6 ft	6	REF		
57750	388.3 to 400.2 feet	Driveway				REF		
1125	403.6 to 405.6 feet	Cross Slope (PAR)	2.0-3.0%	6 ft	12	SF	$120	**$1,440**
49905	405.4 to 406.4 feet	Vertical Change	-.33	6 ft	6	REF		
1126	409.7 to 452.8 feet	Cross Slope (PAR)	2.0-3.0%	6 ft	259	SF	$120	**$31,032**
44183	411.5 to 412.5 feet	Vertical Change	-.56	6 ft	6	REF		
47877	417.5 to 418.5 feet	Vertical Change	-.4	6 ft	6	REF		
48111	423.4 to 424.4 feet	Vertical Change	-.39	6 ft	6	REF		
52820	435.4 to 436.4 feet	Vertical Change	-.27	6 ft	6	REF		
57751	438.6 to 450.1 feet	Driveway				REF		
1127	463.6 to 492.4 feet	Cross Slope (PAR)	2.0-3.0%	6 ft	173	SF	$120	**$20,736**
53321	491.2 to 492.2 feet	Vertical Change	-.26	6 ft	6	REF		
1128	505.8 to 509.4 feet	Cross Slope (PAR)	2.0-3.0%	6 ft	22	SF	$120	**$2,592**
57752	514.2 to 536.7 feet	Driveway				REF		
1129	517.6 to 540.2 feet	Cross Slope (Driveway)	2.0-3.0%	6 ft	136	SF	$40	**$5,424**
51513	531.2 to 532.2 feet	Vertical Change	-.3	6 ft	6	REF		
1132	540.2 to 542.8 feet	Cross Slope (PAR)	4.0-5.0%	6 ft	16	SF	$120	**$1,872**
42867	541.2 to 542.2 feet	Vertical Change	-.65	6 ft	6	REF		
1134	542.8 to 545.7 feet	Cross Slope (PAR)	6.0-7.0%	6 ft	17	SF	$120	**$2,088**
1135	545.7 to 554.2 feet	Cross Slope (PAR)	5.0-6.0%	6 ft	51	SF	$120	**$6,120**

Funding Source: TBD **Year to be Completed** TBD

Street Side	Run ID	Survey Street Name	Starting Street Name	End Street Name	Priority
NW	1908201340	ROBERTSON BLVD	11TH ST	13TH ST	93

ID	Dist. from Corner	Barrier Type	As-is Measurement/Notes	Sidewalk Width	Qty	Unit	Cost	Total
1137	554.2 to 556.3 feet	Cross Slope (PAR)	3.0-4.0%	6 ft	13	SF	$120	**$1,512**
1138	556.3 to 593.9 feet	Cross Slope (PAR)	2.0-3.0%	6 ft	226	SF	$120	**$27,072**
1145	593.9 to 619.4 feet	Cross Slope (PAR)	4.0-5.0%	6 ft	153	SF	$120	**$18,360**
1147	619.4 to 626.1 feet	Cross Slope (PAR)	2.0-3.0%	6 ft	40	SF	$120	**$4,824**

TOTAL COST FOR: NW *side of* **ROBERTSON BLVD** *Starting at:* **11TH ST** **$201,870.00**

Funding Source: TBD **Year to be Completed** TBD

Street Side	Run ID	Survey Street Name	Starting Street Name	End Street Name	Priority
SE	1908201513	ROBERTSON BLVD	11TH ST	10TH ST	90

ID	Dist. from Corner	Barrier Type	As-is Measurement/Notes	Sidewalk Width	Qty	Unit	Cost	Total
1550	0.0 to 76.0 feet	Cross Slope (PAR)	2.0-3.0%	6 ft	456	SF	$120	**$54,720**
41888	1.4 to 2.4 feet	**Vertical Change**	-.8	6 ft	6	REF		
57783	83.3 to 100.8 feet	Driveway				REF		
53344	94.0 to 95.0 feet	**Vertical Change**	-.26	6 ft	6	REF		
1555	104.5 to 158.6 feet	Cross Slope (PAR)	2.0-3.0%	6 ft	325	SF	$120	**$38,952**
1556	174.3 to 229.2 feet	Cross Slope (PAR)	2.0-3.0%	6 ft	329	SF	$120	**$39,528**
1559	232.7 to 285.6 feet	Cross Slope (PAR)	2.0-3.0%	6 ft	317	SF	$120	**$38,088**
52840	245.0 to 246.0 feet	**Vertical Change**	-.27	6 ft	6	REF		
47222	287.8 to 288.8 feet	**Vertical Change**	-.42	6 ft	6	LF	$75	**$450**

TOTAL COST FOR: SE *side of* **ROBERTSON BLVD** *Starting at:* **11TH ST** **$171,738.00**

Funding Source: TBD **Year to be Completed** TBD

Street Side	Run ID	Survey Street Name	Starting Street Name	End Street Name	Priority
NW	1908201344	ROBERTSON BLVD	13TH ST	15TH ST	88

ID	Dist. from Corner	Barrier Type	As-is Measurement/Notes	Sidewalk Width	Qty	Unit	Cost	Total
46087	0.3 to 1.3 feet	Vertical Change	-.47	6 ft	6	LF	$75	$450
45189	7.6 to 8.6 feet	Vertical Change	-.51	6 ft	6	SF	$75	$450
1148	32.4 to 42.8 feet	Cross Slope (PAR)	2.0-3.0%	6 ft	62	SF	$120	$7,488
44394	54.5 to 55.5 feet	Vertical Change	-.55	6 ft	6	SF	$75	$450
1149	58.8 to 73.0 feet	Cross Slope (PAR)	2.0-3.0%	6 ft	85	SF	$120	$10,224
48680	63.5 to 64.5 feet	Vertical Change	-.37	6 ft	6	REF		
57753	73.1 to 114.3 feet	Driveway				REF		
55951	102.6 to 103.6 feet	Vertical Change	.33	6 ft	6	REF		
1152	141.1 to 155.8 feet	Cross Slope (PAR)	2.0-3.0%	6 ft	88	SF	$120	$10,584
57754	146.3 to 164.5 feet	Driveway				REF		
1155	164.5 to 196.1 feet	Cross Slope (Driveway)	2.0-3.0%	6 ft	190	SF	$40	$7,584
57755	194.3 to 207.3 feet	Driveway				REF		
57756	225.0 to 239.6 feet	Driveway				REF		
46774	246.4 to 247.4 feet	Vertical Change	-.44	6 ft	6	LF	$75	$450
50608	266.2 to 267.2 feet	Vertical Change	-.31	6 ft	6	LF	$75	$450
48965	276.5 to 277.5 feet	Vertical Change	-.36	6 ft	6	LF	$75	$450
51514	286.3 to 287.3 feet	Vertical Change	-.3	6 ft	6	LF	$75	$450
53322	296.3 to 297.3 feet	Vertical Change	-.26	6 ft	6	LF	$75	$450
47214	320.5 to 321.5 feet	Vertical Change	-.42	6 ft	6	LF	$75	$450
57757	322.6 to 340.1 feet	Driveway				REF		
52346	356.5 to 357.5 feet	Vertical Change	-.28	6 ft	6	LF	$75	$450
1158	364.2 to 367.2 feet	Cross Slope (PAR)	2.0-3.0%	6 ft	18	SF	$120	$2,160
52821	366.6 to 367.6 feet	Vertical Change	-.27	6 ft	6	REF		
49582	376.6 to 377.6 feet	Vertical Change	-.34	6 ft	6	REF		
1159	377.2 to 392.8 feet	Cross Slope (PAR)	2.0-3.0%	6 ft	94	SF	$120	$11,232
46989	386.5 to 387.5 feet	Vertical Change	-.43	6 ft	6	REF		
1160	396.2 to 404.7 feet	Cross Slope (PAR)	2.0-3.0%	6 ft	51	SF	$120	$6,120
45675	396.9 to 397.9 feet	Vertical Change	-.49	6 ft	6	REF		
46088	406.8 to 407.8 feet	Vertical Change	-.47	6 ft	6	LF	$75	$450

Funding Source: TBD **Year to be Completed** TBD

Street Side	Run ID	Survey Street Name	Starting Street Name	End Street Name	Priority
NW	1908201344	ROBERTSON BLVD	13TH ST	15TH ST	88

ID	Dist. from Corner	Barrier Type	As-is Measurement/Notes	Sidewalk Width	Qty	Unit	Cost	Total
44997	416.8 to 417.8 feet	Vertical Change	-.52	6 ft	6	SF	$75	$450
1161	418.7 to 432.5 feet	Cross Slope (PAR)	2.0-3.0%	6 ft	83	SF	$120	$9,936
46534	426.7 to 427.7 feet	Vertical Change	-.45	6 ft	6	REF		
46535	437.0 to 438.0 feet	Vertical Change	-.45	6 ft	6	REF		
1162	437.8 to 456.0 feet	Cross Slope (PAR)	2.0-3.0%	6 ft	109	SF	$120	$13,104
57758	441.7 to 463.4 feet	Driveway				REF		
52822	444.9 to 445.9 feet	Vertical Change	-.27	6 ft	6	REF		
52347	468.9 to 469.9 feet	Vertical Change	-.28	6 ft	6	LF	$75	$450
1165	488.6 to 493.3 feet	Cross Slope (PAR)	2.0-3.0%	6 ft	28	SF	$120	$3,384
1166	525.5 to 539.8 feet	Cross Slope (PAR)	2.0-3.0%	6 ft	86	SF	$120	$10,296
1169	542.7 to 545.3 feet	Cross Slope (PAR)	2.0-3.0%	6 ft	16	SF	$120	$1,872
1170	551.2 to 561.2 feet	Cross Slope (PAR)	2.0-3.0%	6 ft	60	SF	$120	$7,200
57759	564.3 to 589.2 feet	Driveway				REF		
1171	593.4 to 602.3 feet	Cross Slope (PAR)	2.0-3.0%	6 ft	53	SF	$120	$6,408
51927	595.8 to 596.8 feet	Vertical Change	-.29	6 ft	6	REF		
1174	602.3 to 615.3 feet	Cross Slope (PAR)	4.0-5.0%	6 ft	78	SF	$120	$9,360
51515	613.0 to 614.0 feet	Vertical Change	-.3	6 ft	6	REF		
1178	615.3 to 622.8 feet	Cross Slope (PAR)	2.0-3.0%	6 ft	45	SF	$120	$5,400
49258	622.1 to 623.1 feet	Vertical Change	-.35	6 ft	6	REF		

TOTAL COST FOR: NW *side of* **ROBERTSON BLVD** *Starting at:* **13TH ST** **$128,202.00**

Funding Source: TBD **Year to be Completed** TBD

Street Side	Run ID	Survey Street Name	Starting Street Name	End Street Name	Priority
SE	1908201509	ROBERTSON BLVD	13TH ST	11TH ST	75.25

ID	Dist. from Corner	Barrier Type	As-is Measurement/Notes	Sidewalk Width	Qty	Unit	Cost	Total
51938	0.9 to 1.9 feet	Vertical Change	-.29	6 ft	6	LF	$75	$450
40002	1.1 to 5.1 feet	Running Slope	5.0-6.0%	6 ft	24	SF	$120	$2,880
48116	9.0 to 10.0 feet	Vertical Change	-.39	6 ft	6	LF	$75	$450
46537	14.8 to 15.8 feet	Vertical Change	-.45	6 ft	6	LF	$75	$450
48971	27.1 to 28.1 feet	Vertical Change	-.36	6 ft	6	LF	$75	$450
1533	33.2 to 40.8 feet	Cross Slope (PAR)	2.0-3.0%	6 ft	46	SF	$120	$5,472
45463	39.5 to 40.5 feet	Vertical Change	-.5	6 ft	6	REF		
46538	51.6 to 52.6 feet	Vertical Change	-.45	6 ft	6	LF	$75	$450
1534	53.3 to 57.3 feet	Cross Slope (PAR)	2.0-3.0%	6 ft	24	SF	$120	$2,880
50241	56.7 to 57.7 feet	Vertical Change	-.32	6 ft	6	REF		
1536	57.3 to 74.5 feet	Cross Slope (PAR)	4.0-5.0%	6 ft	103	SF	$120	$12,384
1538	74.5 to 86.3 feet	Cross Slope (PAR)	2.0-3.0%	6 ft	71	SF	$120	$8,496
53343	80.7 to 81.7 feet	Vertical Change	-.26	6 ft	6	REF		
44395	86.6 to 87.6 feet	Vertical Change	-.55	6 ft	6	SF	$75	$450
1541	90.3 to 116.7 feet	Cross Slope (PAR)	2.0-3.0%	6 ft	158	SF	$120	$19,008
53845	112.6 to 113.6 feet	Vertical Change	-.25	6 ft	6	REF		
53846	117.9 to 118.9 feet	Vertical Change	-.25	6 ft	6	LF	$75	$450
1544	128.6 to 130.2 feet	Cross Slope (PAR)	2.0-3.0%	6 ft	10	SF	$120	$1,152
51939	128.8 to 129.8 feet	Vertical Change	-.29	6 ft	6	REF		
48408	151.8 to 152.8 feet	Vertical Change	-.38	6 ft	6	LF	$75	$450
46992	163.8 to 164.8 feet	Vertical Change	-.43	6 ft	6	LF	$75	$450
46779	176.0 to 177.0 feet	Vertical Change	-.44	6 ft	6	LF	$75	$450
1545	180.7 to 184.9 feet	Cross Slope (PAR)	2.0-3.0%	6 ft	25	SF	$120	$3,024
45191	188.0 to 189.0 feet	Vertical Change	-.51	6 ft	6	SF	$75	$450
43367	199.9 to 200.9 feet	Vertical Change	-.61	6 ft	6	SF	$75	$450
1546	221.0 to 223.8 feet	Cross Slope (PAR)	2.0-3.0%	6 ft	17	SF	$120	$2,016
42868	227.1 to 228.1 feet	Vertical Change	-.65	6 ft	6	SF	$75	$450
1547	237.7 to 246.8 feet	Cross Slope (PAR)	2.0-3.0%	6 ft	55	SF	$120	$6,552

Funding Source: TBD **Year to be Completed** TBD

Street Side	Run ID	Survey Street Name	Starting Street Name	End Street Name	Priority
SE	1908201509	ROBERTSON BLVD	13TH ST	11TH ST	75.25

ID	Dist. from Corner	Barrier Type	As-is Measurement/Notes	Sidewalk Width	Qty	Unit	Cost	Total
44998	239.0 to 240.0 feet	Vertical Change	-.52	6 ft	6	REF		
44396	251.2 to 252.2 feet	Vertical Change	-.55	6 ft	6	SF	$75	$450
1548	275.7 to 285.7 feet	Cross Slope (PAR)	2.0-3.0%	6 ft	60	SF	$120	$7,200
43693	277.5 to 278.5 feet	Vertical Change	-.59	6 ft	6	REF		
44017	287.3 to 288.3 feet	Vertical Change	-.57	6 ft	6	SF	$75	$450
48409	295.6 to 296.6 feet	Vertical Change	-.38	6 ft	6	LF	$75	$450
45886	307.8 to 308.8 feet	Vertical Change	-.48	6 ft	6	LF	$75	$450
57782	317.1 to 335.5 feet	Driveway				REF		
47882	329.8 to 330.8 feet	Vertical Change	-.4	6 ft	6	REF		
47883	351.9 to 352.9 feet	Vertical Change	-.4	6 ft	6	LF	$75	$450
45678	364.0 to 365.0 feet	Vertical Change	-.49	6 ft	6	LF	$75	$450
43216	376.0 to 377.0 feet	Vertical Change	-.62	6 ft	6	SF	$75	$450
48972	388.1 to 389.1 feet	Vertical Change	-.36	6 ft	6	LF	$75	$450
50242	444.9 to 445.9 feet	Vertical Change	-.32	6 ft	6	LF	$75	$450
49266	463.0 to 464.0 feet	Vertical Change	-.35	6 ft	6	LF	$75	$450
48683	502.0 to 503.0 feet	Vertical Change	-.37	6 ft	6	LF	$75	$450
47221	606.2 to 607.2 feet	Vertical Change	-.42	6 ft	6	LF	$75	$450
1549	612.5 to 613.7 feet	Cross Slope (PAR)	2.0-3.0%	6 ft	7	SF	$120	$864
46993	618.2 to 619.2 feet	Vertical Change	-.43	6 ft	6	LF	$75	$450
46780	629.8 to 630.8 feet	Vertical Change	-.44	6 ft	6	LF	$75	$450

TOTAL COST FOR: SE *side of* **ROBERTSON BLVD** *Starting at:* **13TH ST** **$84,078.00**

Funding Source: TBD **Year to be Completed** TBD

Street Side	Run ID	Survey Street Name	Starting Street Name	End Street Name	Priority
SE	1908201505	ROBERTSON BLVD	14TH ST	13TH ST	80

ID	Dist. from Corner	Barrier Type	As-is Measurement/Notes	Sidewalk Width	Qty	Unit	Cost	Total
1517	0.0 to 40.5 feet	Cross Slope (PAR)	2.0-3.0%	6 ft	243	SF	$120	**$29,160**
57778	0.0 to 25.5 feet	Driveway				REF		
52361	29.2 to 30.2 feet	**Vertical Change**	-.28	6 ft	6	REF		
57779	37.9 to 55.0 feet	Driveway				REF		
47470	90.5 to 91.5 feet	**Vertical Change**	-.41	6 ft	6	REF		
1518	90.8 to 116.3 feet	Cross Slope (PAR)	2.0-3.0%	6 ft	153	SF	$120	**$18,360**
1523	118.5 to 189.8 feet	Cross Slope (PAR)	2.0-3.0%	6 ft	428	SF	$120	**$51,336**
57780	189.2 to 223.0 feet	Driveway				REF		
1528	193.5 to 284.1 feet	**Cross Slope (Driveway)**	2.0-3.0%	6 ft	544	SF	$40	**$21,744**
53342	213.5 to 214.5 feet	**Vertical Change**	-.26	6 ft	6	REF		
42271	243.7 to 244.7 feet	**Vertical Change**	-.71	6 ft	6	REF		
57781	245.3 to 279.2 feet	Driveway				REF		

TOTAL COST FOR: SE *side of* **ROBERTSON BLVD** *Starting at:* **14TH ST** **$120,600.00**

Funding Source: TBD **Year to be Completed** TBD

Street Side	Run ID	Survey Street Name	Starting Street Name	End Street Name	Priority
NW	1908201350	ROBERTSON BLVD	1520 ROBERTSON BLVD	WASHINGTON RD	131.5

ID	Dist. from Corner	Barrier Type	As-is Measurement/Notes	Sidewalk Width	Qty	Unit	Cost	Total
1179	0.0 to 14.3 feet	Cross Slope (PAR)	>15%	5 ft	72	SF	$120	**$8,580**
57760	0.0 to 17.1 feet	Driveway				REF		
39984	13.3 to 14.8 feet	Running Slope	8.0-9.0%	5 ft	8	REF		
41853	16.3 to 17.3 feet	**Vertical Change**	-.81	5 ft	5	REF		
1180	17.5 to 38.8 feet	Cross Slope (PAR)	5.0-6.0%	5 ft	106	SF	$120	**$12,780**
42113	29.5 to 30.5 feet	**Vertical Change**	-.74	5 ft	5	REF		
1185	38.8 to 60.4 feet	Cross Slope (PAR)	3.0-4.0%	5 ft	108	SF	$120	**$12,960**
41657	44.5 to 45.5 feet	**Vertical Change**	-.92	5 ft	5	REF		
42369	59.4 to 60.4 feet	**Vertical Change**	-.7	5 ft	5	REF		
1188	60.4 to 102.4 feet	Cross Slope (PAR)	2.0-3.0%	5 ft	210	SF	$120	**$25,200**
49583	63.0 to 64.2 feet	**Vertical Change**	-.34	5 ft	6	REF		
55957	63.2 to 64.2 feet	**Vertical Change**	.34	5 ft	5	REF		
49584	63.4 to 64.4 feet	**Vertical Change**	-.34	5 ft	5	REF		
55967	63.5 to 64.5 feet	**Vertical Change**	.36	5 ft	5	REF		
47462	63.7 to 65.0 feet	**Vertical Change**	-.41	5 ft	7	REF		
55971	64.0 to 65.0 feet	**Vertical Change**	.37	5 ft	5	REF		
48967	64.1 to 65.1 feet	**Vertical Change**	-.36	5 ft	5	REF		
55946	64.2 to 65.2 feet	**Vertical Change**	.32	5 ft	5	REF		
48968	64.3 to 65.3 feet	**Vertical Change**	-.36	5 ft	5	REF		
55972	64.3 to 65.3 feet	**Vertical Change**	.37	5 ft	5	REF		
48112	64.4 to 65.6 feet	**Vertical Change**	-.39	5 ft	6	REF		
54139	64.6 to 65.6 feet	**Vertical Change**	.26	5 ft	5	REF		
49259	64.9 to 65.9 feet	**Vertical Change**	-.35	5 ft	5	REF		
55979	64.9 to 65.9 feet	**Vertical Change**	.38	5 ft	5	REF		
51928	65.0 to 66.2 feet	**Vertical Change**	-.29	5 ft	6	REF		
55944	65.3 to 66.3 feet	**Vertical Change**	.31	5 ft	5	REF		
44816	74.5 to 75.5 feet	**Vertical Change**	-.53	5 ft	5	REF		
44016	88.7 to 89.7 feet	**Vertical Change**	-.57	5 ft	5	REF		

Funding Source: TBD **Year to be Completed** TBD

Street Side	Run ID	Survey Street Name	Starting Street Name	End Street Name	Priority
NW	1908201350	ROBERTSON BLVD	1520 ROBERTSON BLVD	WASHINGTON RD	131.5

ID	Dist. from Corner	Barrier Type	As-is Measurement/Notes	Sidewalk Width	Qty	Unit	Cost	Total
49585	93.1 to 94.1 feet	Vertical Change	-.34	5 ft	5	REF		

TOTAL COST FOR: NW *side of* **ROBERTSON BLVD** *Starting at:* **1520 ROBERTSON BLVD** **$59,520.00**

Funding Source: TBD **Year to be Completed** TBD

Street Side	Run ID	Survey Street Name	Starting Street Name	End Street Name	Priority
SE	1908201452	ROBERTSON BLVD	1567 ROBERTSON BLVD	1567 ROBERTSON BLVD	95

ID	Dist. from Corner	Barrier Type	As-is Measurement/Notes	Sidewalk Width	Qty	Unit	Cost	Total
57771	0.0 to 28.8 feet	Driveway				REF		
1484	3.8 to 26.3 feet	**Cross Slope (Driveway)**	13.014	5 ft	113	SF	$40	**$4,500**
50621	28.4 to 29.4 feet	**Vertical Change**	-.31	5 ft	5	REF		
1488	30.8 to 48.0 feet	Cross Slope (PAR)	3.0-4.0%	5 ft	86	SF	$120	**$10,320**
1489	48.0 to 58.7 feet	Cross Slope (PAR)	2.0-3.0%	5 ft	54	SF	$120	**$6,420**

TOTAL COST FOR: SE *side of* **ROBERTSON BLVD** *Starting at:* **1567 ROBERTSON BLVD** **$21,240.00**

Funding Source: TBD **Year to be Completed** TBD

Street Side	Run ID	Survey Street Name	Starting Street Name	End Street Name	Priority
SE	1908201503	ROBERTSON BLVD	15TH ST	14TH ST	90

ID	Dist. from Corner	Barrier Type	As-is Measurement/Notes	Sidewalk Width	Qty	Unit	Cost	Total
48115	1.9 to 2.9 feet	Vertical Change	-.39	6 ft	6	LF	$75	$450
1510	7.8 to 8.8 feet	Cross Slope (PAR)	2.0-3.0%	6 ft	6	SF	$120	$720
49593	10.5 to 11.5 feet	Vertical Change	-.34	6 ft	6	LF	$75	$450
49594	25.2 to 26.2 feet	Vertical Change	-.34	6 ft	6	LF	$75	$450
57775	31.0 to 61.7 feet	Driveway				REF		
51529	46.2 to 47.2 feet	Vertical Change	-.3	6 ft	6	REF		
1511	68.3 to 75.9 feet	Cross Slope (PAR)	2.0-3.0%	6 ft	46	SF	$120	$5,472
1512	82.4 to 85.2 feet	Cross Slope (PAR)	2.0-3.0%	6 ft	17	SF	$120	$2,016
49915	95.1 to 96.1 feet	Vertical Change	-.33	6 ft	6	LF	$75	$450
47469	111.2 to 112.2 feet	Vertical Change	-.41	6 ft	6	LF	$75	$450
57776	122.9 to 144.1 feet	Driveway				REF		
48407	146.5 to 147.5 feet	Vertical Change	-.38	6 ft	6	LF	$75	$450
1513	154.6 to 174.2 feet	Cross Slope (PAR)	2.0-3.0%	6 ft	118	SF	$120	$14,112
57344	164.7 to 165.7 feet	Vertical Change	.99	6 ft	6	REF		
57777	167.1 to 191.7 feet	Driveway				REF		
1516	190.3 to 208.7 feet	Cross Slope (Driveway)	2.0-3.0%	6 ft	110	SF	$40	$4,416
51937	207.3 to 208.3 feet	Vertical Change	-.29	6 ft	6	REF		
50623	247.5 to 248.5 feet	Vertical Change	-.31	6 ft	6	LF	$75	$450
52839	257.5 to 258.5 feet	Vertical Change	-.27	6 ft	6	LF	$75	$450

TOTAL COST FOR: SE *side of* **ROBERTSON BLVD** *Starting at:* **15TH ST** **$30,336.00**

Funding Source: TBD **Year to be Completed** TBD

Street Side	Run ID	Survey Street Name	Starting Street Name	End Street Name	Priority
NW	1908201305	ROBERTSON BLVD	1ST ST	2ND ST	83

ID	Dist. from Corner	Barrier Type	As-is Measurement/Notes	Sidewalk Width	Qty	Unit	Cost	Total
918	5.6 to 38.3 feet	Cross Slope (PAR)	2.0-3.0%	14 ft	441	SF	$120	**$52,974**
52344	6.8 to 7.8 feet	**Vertical Change**	-.28	14 ft	14	REF		
919	43.6 to 52.8 feet	Cross Slope (PAR)	2.0-3.0%	14 ft	124	SF	$120	**$14,904**
57729	50.9 to 70.3 feet	Driveway				REF		
920	57.1 to 64.1 feet	**Cross Slope (Driveway)**	2.0-3.0%	14 ft	94	SF	$40	**$3,780**
921	66.8 to 72.3 feet	**Cross Slope (Driveway)**	2.0-3.0%	14 ft	74	SF	$40	**$2,970**
922	79.9 to 95.3 feet	Cross Slope (PAR)	2.0-3.0%	14 ft	208	SF	$120	**$24,948**
923	125.5 to 127.8 feet	Cross Slope (PAR)	2.0-3.0%	14 ft	31	SF	$120	**$3,726**
57730	173.0 to 210.8 feet	Driveway				REF		
924	219.9 to 225.3 feet	Cross Slope (PAR)	2.0-3.0%	14 ft	73	SF	$120	**$8,748**
925	230.2 to 254.5 feet	Cross Slope (PAR)	2.0-3.0%	14 ft	328	SF	$120	**$39,366**
57731	256.1 to 294.9 feet	Driveway				REF		
928	259.2 to 265.6 feet	**Cross Slope (Driveway)**	2.0-3.0%	14 ft	86	SF	$40	**$3,456**

TOTAL COST FOR: NW *side of* **ROBERTSON BLVD** *Starting at:* **1ST ST** **$154,872.00**

Funding Source: TBD **Year to be Completed** TBD

Street Side	Run ID	Survey Street Name	Starting Street Name	End Street Name	Priority
SE	1908201546	ROBERTSON BLVD	1ST ST	FRONT ST	73.5

ID	Dist. from Corner	Barrier Type	As-is Measurement/Notes	Sidewalk Width	Qty	Unit	Cost	Total
1761	0.0 to 23.7 feet	Cross Slope (PAR)	3.0-4.0%	8 ft	190	SF	$120	**$22,752**
53353	1.0 to 2.0 feet	**Vertical Change**	-.26	8 ft	8	REF		
57796	10.8 to 45.8 feet	Driveway				REF		
1765	23.7 to 33.4 feet	**Cross Slope (Driveway)**	5.0-6.0%	8 ft	78	SF	$40	**$3,104**
1768	33.4 to 35.7 feet	**Cross Slope (Driveway)**	3.0-4.0%	8 ft	18	SF	$40	**$736**
1769	35.7 to 50.1 feet	**Cross Slope (Driveway)**	2.0-3.0%	8 ft	115	SF	$40	**$4,608**
1773	50.1 to 76.5 feet	Cross Slope (PAR)	4.0-5.0%	8 ft	211	SF	$120	**$25,344**
1777	76.5 to 89.1 feet	Cross Slope (PAR)	2.0-3.0%	8 ft	101	SF	$120	**$12,096**
1779	89.1 to 105.5 feet	Cross Slope (PAR)	4.0-5.0%	8 ft	131	SF	$120	**$15,744**
57226	99.2 to 100.2 feet	**Vertical Change**	.7	8 ft	8	REF		
1783	105.5 to 139.3 feet	Cross Slope (PAR)	2.0-3.0%	8 ft	270	SF	$120	**$32,448**
48685	145.1 to 146.1 feet	**Vertical Change**	-.37	8 ft	8	LF	$75	**$600**
1788	146.8 to 244.8 feet	Cross Slope (PAR)	2.0-3.0%	8 ft	784	SF	$120	**$94,080**
50244	170.8 to 171.8 feet	**Vertical Change**	-.32	8 ft	8	REF		
55984	238.4 to 239.4 feet	**Vertical Change**	.39	8 ft	8	REF		
57797	249.7 to 273.6 feet	Driveway				REF		
43848	255.7 to 256.7 feet	**Vertical Change**	-.58	8 ft	8	REF		
48411	260.4 to 262.7 feet	**Vertical Change**	-.38	8 ft	18	REF		
56939	271.8 to 272.8 feet	**Vertical Change**	.54	8 ft	8	REF		
1802	272.0 to 277.4 feet	**Cross Slope (Driveway)**	2.0-3.0%	8 ft	43	SF	$40	**$1,728**

TOTAL COST FOR: SE *side of* **ROBERTSON BLVD** *Starting at:* **1ST ST** **$213,240.00**

Funding Source: TBD **Year to be Completed** TBD

Street Side	Run ID	Survey Street Name	Starting Street Name	End Street Name	Priority
NW	1908201308	ROBERTSON BLVD	2ND ST	3RD ST	90.5

ID	Dist. from Corner	Barrier Type	As-is Measurement/Notes	Sidewalk Width	Qty	Unit	Cost	Total
931	0.0 to 4.1 feet	Cross Slope (PAR)	4.0-5.0%	14 ft	55	SF	$120	**$6,642**
933	4.1 to 10.8 feet	Cross Slope (PAR)	2.0-3.0%	14 ft	90	SF	$120	**$10,854**
935	15.1 to 199.4 feet	Cross Slope (PAR)	2.0-3.0%	14 ft	2488	SF	$120	**$298,566**
950	199.4 to 209.8 feet	Cross Slope (PAR)	4.0-5.0%	14 ft	140	SF	$120	**$16,848**
952	209.8 to 226.8 feet	Cross Slope (PAR)	2.0-3.0%	14 ft	230	SF	$120	**$27,540**
955	231.5 to 261.8 feet	Cross Slope (PAR)	2.0-3.0%	14 ft	409	SF	$120	**$49,086**
46307	261.9 to 262.9 feet	**Vertical Change**	-.46	14 ft	14	REF		
958	262.6 to 265.4 feet	Cross Slope (PAR)	5.0-6.0%	14 ft	38	SF	$120	**$4,536**
959	267.8 to 278.7 feet	Cross Slope (PAR)	2.0-3.0%	14 ft	147	SF	$120	**$17,658**
960	283.1 to 291.8 feet	Cross Slope (PAR)	2.0-3.0%	14 ft	117	SF	$120	**$14,094**

TOTAL COST FOR: NW *side of* **ROBERTSON BLVD** *Starting at:* **2ND ST** **$445,824.00**

Funding Source: TBD **Year to be Completed** TBD

Street Side	Run ID	Survey Street Name	Starting Street Name	End Street Name	Priority
SE	1908201541	ROBERTSON BLVD	2ND ST	1ST ST	72.25

ID	Dist. from Corner	Barrier Type	As-is Measurement/Notes	Sidewalk Width	Qty	Unit	Cost	Total
1739	0.0 to 6.8 feet	Cross Slope (PAR)	2.0-3.0%	8 ft	54	SF	$120	**$6,528**
1740	34.4 to 53.8 feet	Cross Slope (PAR)	2.0-3.0%	8 ft	155	SF	$120	**$18,624**
1742	110.1 to 162.7 feet	Cross Slope (PAR)	2.0-3.0%	8 ft	421	SF	$120	**$50,496**
1747	162.7 to 173.8 feet	Cross Slope (PAR)	4.0-5.0%	8 ft	89	SF	$120	**$10,656**
1749	173.8 to 224.8 feet	Cross Slope (PAR)	2.0-3.0%	8 ft	408	SF	$120	**$48,960**
57795	219.9 to 266.7 feet	Driveway				REF		
1755	224.8 to 265.7 feet	**Cross Slope (Driveway)**	4.0-5.0%	8 ft	327	SF	$40	**$13,088**
50627	225.1 to 227.6 feet	**Vertical Change**	-.31	8 ft	20	REF		
40003	262.4 to 264.1 feet	Running Slope	5.0-6.0%	8 ft	14	REF		
1759	265.7 to 268.5 feet	**Cross Slope (Driveway)**	2.0-3.0%	8 ft	22	SF	$40	**$896**
1760	274.3 to 285.3 feet	Cross Slope (PAR)	2.0-3.0%	8 ft	88	SF	$120	**$10,560**

TOTAL COST FOR: SE *side of* **ROBERTSON BLVD** *Starting at:* **2ND ST** **$159,808.00**

Funding Source: TBD **Year to be Completed** TBD

Street Side	Run ID	Survey Street Name	Starting Street Name	End Street Name	Priority
NW	1908201311	ROBERTSON BLVD	3RD ST	4TH ST	80

ID	Dist. from Corner	Barrier Type	As-is Measurement/Notes	Sidewalk Width	Qty	Unit	Cost	Total
962	3.8 to 155.4 feet	Cross Slope (PAR)	2.0-3.0%	14 ft	2047	SF	$120	**$245,592**
974	158.5 to 201.5 feet	Cross Slope (PAR)	2.0-3.0%	14 ft	581	SF	$120	**$69,660**
57732	159.6 to 182.4 feet	Driveway				REF		
977	204.2 to 239.0 feet	Cross Slope (PAR)	2.0-3.0%	14 ft	470	SF	$120	**$56,376**
978	242.5 to 248.3 feet	Cross Slope (PAR)	2.0-3.0%	14 ft	78	SF	$120	**$9,396**
979	264.6 to 267.7 feet	Cross Slope (PAR)	2.0-3.0%	14 ft	42	SF	$120	**$5,022**
980	275.7 to 290.7 feet	Cross Slope (PAR)	2.0-3.0%	14 ft	203	SF	$120	**$24,300**

TOTAL COST FOR: NW *side of* **ROBERTSON BLVD** *Starting at:* **3RD ST** **$410,346.00**

Funding Source: TBD **Year to be Completed** TBD

Street Side	Run ID	Survey Street Name	Starting Street Name	End Street Name	Priority
SE	1908201536	ROBERTSON BLVD	3RD ST	2ND ST	74

ID	Dist. from Corner	Barrier Type	As-is Measurement/Notes	Sidewalk Width	Qty	Unit	Cost	Total
1719	0.0 to 1.5 feet	Cross Slope (PAR)	2.0-3.0%	8 ft	12	SF	$120	**$1,440**
1720	10.4 to 13.4 feet	Cross Slope (PAR)	2.0-3.0%	8 ft	24	SF	$120	**$2,880**
57793	21.6 to 53.4 feet	Driveway				REF		
46781	37.2 to 38.2 feet	**Vertical Change**	-.44	8 ft	8	REF		
1721	47.4 to 50.7 feet	**Cross Slope (Driveway)**	2.0-3.0%	8 ft	26	SF	$40	**$1,056**
1723	50.7 to 56.9 feet	**Cross Slope (Driveway)**	4.0-5.0%	8 ft	50	SF	$40	**$1,984**
49920	53.3 to 54.3 feet	**Vertical Change**	-.33	8 ft	8	REF		
1725	56.9 to 58.9 feet	Cross Slope (PAR)	2.0-3.0%	8 ft	16	SF	$120	**$1,920**
57794	104.6 to 139.5 feet	Driveway				REF		
1726	114.4 to 127.4 feet	**Cross Slope (Driveway)**	2.0-3.0%	8 ft	104	SF	$40	**$4,160**
56636	134.8 to 135.8 feet	**Vertical Change**	.47	8 ft	8	REF		
1727	138.0 to 139.8 feet	**Cross Slope (Driveway)**	2.0-3.0%	8 ft	14	SF	$40	**$576**
1728	163.2 to 197.2 feet	Cross Slope (PAR)	2.0-3.0%	8 ft	272	SF	$120	**$32,640**
46995	205.8 to 209.8 feet	**Vertical Change**	-.43	8 ft	32	LF	$75	**$2,400**
1731	209.3 to 215.3 feet	Cross Slope (PAR)	2.0-3.0%	8 ft	48	SF	$120	**$5,760**
1732	226.8 to 233.6 feet	Cross Slope (PAR)	2.0-3.0%	8 ft	54	SF	$120	**$6,528**
53849	228.5 to 229.5 feet	**Vertical Change**	-.25	8 ft	8	REF		
1735	237.6 to 244.8 feet	Cross Slope (PAR)	2.0-3.0%	8 ft	58	SF	$120	**$6,912**
1736	249.3 to 264.2 feet	Cross Slope (PAR)	2.0-3.0%	8 ft	119	SF	$120	**$14,304**
1737	266.9 to 279.2 feet	Cross Slope (PAR)	2.0-3.0%	8 ft	98	SF	$120	**$11,808**

TOTAL COST FOR: SE *side of* **ROBERTSON BLVD** *Starting at:* **3RD ST** **$94,368.00**

Funding Source: TBD **Year to be Completed** TBD

Street Side	Run ID	Survey Street Name	Starting Street Name	End Street Name	Priority
NW	1908201315	ROBERTSON BLVD	4TH ST	5TH ST	100

ID	Dist. from Corner	Barrier Type	As-is Measurement/Notes	Sidewalk Width	Qty	Unit	Cost	Total
981	0.0 to 1.8 feet	Cross Slope (PAR)	2.0-3.0%	14 ft	24	SF	$120	**$2,916**
57163	7.1 to 8.1 feet	**Vertical Change**	.69	14 ft	14	REF		
982	7.2 to 21.5 feet	Cross Slope (PAR)	2.0-3.0%	14 ft	193	SF	$120	**$23,166**
57733	10.4 to 34.0 feet	Driveway				REF		
49256	13.0 to 14.0 feet	**Vertical Change**	-.35	14 ft	14	REF		
52815	17.8 to 18.8 feet	**Vertical Change**	-.27	14 ft	14	REF		
984	21.5 to 26.6 feet	**Cross Slope (Driveway)**	4.0-5.0%	14 ft	69	SF	$40	**$2,754**
986	26.6 to 87.3 feet	**Cross Slope (Driveway)**	2.0-3.0%	14 ft	819	SF	$40	**$32,778**
52345	51.5 to 52.5 feet	**Vertical Change**	-.28	14 ft	14	REF		
44609	63.3 to 64.3 feet	**Vertical Change**	-.54	14 ft	14	REF		
57734	95.3 to 147.1 feet	Driveway				REF		
992	97.5 to 111.3 feet	**Cross Slope (Driveway)**	2.0-3.0%	14 ft	186	SF	$40	**$7,452**
49257	98.8 to 99.8 feet	**Vertical Change**	-.35	14 ft	14	REF		
993	116.1 to 142.1 feet	**Cross Slope (Driveway)**	2.0-3.0%	14 ft	351	SF	$40	**$14,040**
996	145.5 to 147.7 feet	**Cross Slope (Driveway)**	2.0-3.0%	14 ft	30	SF	$40	**$1,188**
997	155.9 to 157.6 feet	Cross Slope (PAR)	9.0-10.0%	14 ft	23	SF	$120	**$2,754**
998	194.7 to 234.0 feet	Cross Slope (PAR)	2.0-3.0%	14 ft	531	SF	$120	**$63,666**
57735	208.3 to 235.5 feet	Driveway				REF		
1005	245.3 to 253.7 feet	Cross Slope (PAR)	2.0-3.0%	14 ft	113	SF	$120	**$13,608**
1006	258.8 to 292.9 feet	Cross Slope (PAR)	2.0-3.0%	14 ft	460	SF	$120	**$55,242**
48402	264.5 to 265.5 feet	**Vertical Change**	-.38	14 ft	14	REF		
51925	279.5 to 280.5 feet	**Vertical Change**	-.29	14 ft	14	REF		

TOTAL COST FOR: NW *side of* **ROBERTSON BLVD** *Starting at:* **4TH ST** **$219,564.00**

Funding Source: TBD **Year to be Completed** TBD

Street Side	Run ID	Survey Street Name	Starting Street Name	End Street Name	Priority
SE	1908201534	ROBERTSON BLVD	4TH ST	3RD ST	74

ID	Dist. from Corner	Barrier Type	As-is Measurement/Notes	Sidewalk Width	Qty	Unit	Cost	Total
1677	3.8 to 16.2 feet	Cross Slope (PAR)	2.0-3.0%	8 ft	99	SF	$120	**$11,904**
1680	18.3 to 25.2 feet	Cross Slope (PAR)	2.0-3.0%	8 ft	55	SF	$120	**$6,624**
1682	25.2 to 28.6 feet	Cross Slope (PAR)	4.0-5.0%	8 ft	27	SF	$120	**$3,264**
1684	28.6 to 40.2 feet	Cross Slope (PAR)	2.0-3.0%	8 ft	93	SF	$120	**$11,136**
57792	31.3 to 73.5 feet	Driveway				REF		
1686	40.2 to 50.8 feet	**Cross Slope (Driveway)**	4.0-5.0%	8 ft	85	SF	$40	**$3,392**
1690	50.8 to 67.4 feet	**Cross Slope (Driveway)**	2.0-3.0%	8 ft	133	SF	$40	**$5,312**
1694	67.4 to 72.7 feet	**Cross Slope (Driveway)**	4.0-5.0%	8 ft	42	SF	$40	**$1,696**
1696	72.7 to 101.8 feet	**Cross Slope (Driveway)**	2.0-3.0%	8 ft	233	SF	$40	**$9,312**
1703	106.3 to 110.4 feet	Cross Slope (PAR)	2.0-3.0%	8 ft	33	SF	$120	**$3,936**
53351	115.7 to 116.7 feet	**Vertical Change**	-.26	8 ft	8	LF	$75	**$600**
1704	129.1 to 166.3 feet	Cross Slope (PAR)	2.0-3.0%	8 ft	298	SF	$120	**$35,712**
1707	169.5 to 172.2 feet	Cross Slope (PAR)	2.0-3.0%	8 ft	22	SF	$120	**$2,592**
53848	173.1 to 179.3 feet	**Vertical Change**	-.25	8 ft	50	LF	$75	**$3,720**
1708	175.8 to 186.2 feet	Cross Slope (PAR)	2.0-3.0%	8 ft	83	SF	$120	**$9,984**
1709	191.5 to 215.2 feet	Cross Slope (PAR)	2.0-3.0%	8 ft	190	SF	$120	**$22,752**
1714	218.9 to 292.3 feet	Cross Slope (PAR)	2.0-3.0%	8 ft	587	SF	$120	**$70,464**
47884	274.8 to 275.8 feet	**Vertical Change**	-.4	8 ft	8	REF		

TOTAL COST FOR: SE *side of* **ROBERTSON BLVD** *Starting at:* **4TH ST** **$202,400.00**

Funding Source: TBD **Year to be Completed** TBD

Street Side	Run ID	Survey Street Name	Starting Street Name	End Street Name	Priority
NW	1908201319	ROBERTSON BLVD	5TH ST	6TH ST	100

ID	Dist. from Corner	Barrier Type	As-is Measurement/Notes	Sidewalk Width	Qty	Unit	Cost	Total
1012	0.0 to 6.1 feet	Cross Slope (PAR)	3.0-4.0%	6 ft	37	SF	$120	**$4,392**
1013	6.1 to 9.8 feet	Cross Slope (PAR)	2.0-3.0%	6 ft	22	SF	$120	**$2,664**
1014	16.8 to 21.7 feet	Cross Slope (PAR)	2.0-3.0%	6 ft	29	SF	$120	**$3,528**
1016	21.7 to 36.1 feet	Cross Slope (PAR)	4.0-5.0%	6 ft	86	SF	$120	**$10,368**
1018	36.1 to 135.8 feet	Cross Slope (PAR)	2.0-3.0%	6 ft	598	SF	$120	**$71,784**
51926	41.5 to 42.5 feet	**Vertical Change**	-.29	6 ft	6	REF		
53315	74.2 to 75.2 feet	**Vertical Change**	-.26	6 ft	6	REF		
48403	106.4 to 107.4 feet	**Vertical Change**	-.38	6 ft	6	REF		
48676	141.9 to 142.9 feet	**Vertical Change**	-.37	6 ft	6	LF	$75	**$450**
1027	157.2 to 172.7 feet	Cross Slope (PAR)	2.0-3.0%	6 ft	93	SF	$120	**$11,160**
56907	162.9 to 163.9 feet	**Vertical Change**	.5	6 ft	6	REF		
57736	170.1 to 184.5 feet	Driveway				REF		
1030	175.8 to 184.4 feet	**Cross Slope (Driveway)**	2.0-3.0%	6 ft	52	SF	$40	**$2,064**
1031	203.2 to 205.6 feet	Cross Slope (PAR)	2.0-3.0%	6 ft	14	SF	$120	**$1,728**
1032	212.8 to 220.4 feet	Cross Slope (PAR)	2.0-3.0%	6 ft	46	SF	$120	**$5,472**
1033	225.8 to 235.4 feet	Cross Slope (PAR)	2.0-3.0%	6 ft	58	SF	$120	**$6,912**
1034	257.2 to 261.6 feet	Cross Slope (PAR)	2.0-3.0%	6 ft	26	SF	$120	**$3,168**
1035	265.7 to 267.5 feet	Cross Slope (PAR)	2.0-3.0%	6 ft	11	SF	$120	**$1,296**
50607	268.5 to 269.5 feet	**Vertical Change**	-.31	6 ft	6	LF	$75	**$450**
1036	272.1 to 289.3 feet	Cross Slope (PAR)	2.0-3.0%	6 ft	103	SF	$120	**$12,384**
57120	286.2 to 287.2 feet	**Vertical Change**	.6	6 ft	6	REF		
46532	288.9 to 289.9 feet	**Vertical Change**	-.45	6 ft	6	REF		

TOTAL COST FOR: NW *side of* **ROBERTSON BLVD** *Starting at:* **5TH ST** **$137,820.00**

Funding Source: TBD **Year to be Completed** TBD

Street Side	Run ID	Survey Street Name	Starting Street Name	End Street Name	Priority
SE	1908201530	ROBERTSON BLVD	5TH ST	4TH ST	95

ID	Dist. from Corner	Barrier Type	As-is Measurement/Notes	Sidewalk Width	Qty	Unit	Cost	Total
1649	0.0 to 8.8 feet	Cross Slope (PAR)	3.0-4.0%	6 ft	53	SF	$120	**$6,336**
57789	0.0 to 24.8 feet	Driveway				REF		
1650	8.8 to 19.3 feet	**Cross Slope (Driveway)**	2.0-3.0%	6 ft	63	SF	$40	**$2,520**
51944	9.5 to 10.5 feet	**Vertical Change**	-.29	6 ft	6	REF		
1651	29.2 to 37.3 feet	Cross Slope (PAR)	2.0-3.0%	6 ft	49	SF	$120	**$5,832**
1654	38.1 to 40.2 feet	Cross Slope (PAR)	5.0-6.0%	6 ft	13	SF	$120	**$1,512**
1655	40.2 to 43.5 feet	Cross Slope (PAR)	6.0-7.0%	6 ft	20	SF	$120	**$2,376**
1656	43.5 to 46.5 feet	Cross Slope (PAR)	5.0-6.0%	6 ft	18	SF	$120	**$2,160**
1658	46.5 to 51.3 feet	Cross Slope (PAR)	3.0-4.0%	6 ft	29	SF	$120	**$3,456**
1660	51.3 to 57.5 feet	Cross Slope (PAR)	5.0-6.0%	6 ft	37	SF	$120	**$4,464**
57790	51.7 to 89.5 feet	Driveway				REF		
56950	57.4 to 58.4 feet	**Vertical Change**	.55	6 ft	6	REF		
1662	57.5 to 59.5 feet	**Cross Slope (Driveway)**	3.0-4.0%	6 ft	12	SF	$40	**$480**
1663	59.5 to 71.7 feet	**Cross Slope (Driveway)**	2.0-3.0%	6 ft	73	SF	$40	**$2,928**
1664	93.3 to 98.6 feet	Cross Slope (PAR)	2.0-3.0%	6 ft	32	SF	$120	**$3,816**
1665	104.7 to 109.1 feet	Cross Slope (PAR)	2.0-3.0%	6 ft	26	SF	$120	**$3,168**
1666	118.6 to 123.6 feet	Cross Slope (PAR)	2.0-3.0%	6 ft	30	SF	$120	**$3,600**
1667	145.3 to 147.1 feet	Cross Slope (PAR)	2.0-3.0%	6 ft	11	SF	$120	**$1,296**
1668	175.8 to 183.9 feet	Cross Slope (PAR)	2.0-3.0%	6 ft	49	SF	$120	**$5,832**
1669	188.0 to 202.3 feet	Cross Slope (PAR)	2.0-3.0%	6 ft	86	SF	$120	**$10,296**
57791	206.9 to 227.8 feet	Driveway				REF		
1672	211.4 to 214.1 feet	**Cross Slope (Driveway)**	2.0-3.0%	6 ft	16	SF	$40	**$648**
1673	219.1 to 226.6 feet	**Cross Slope (Driveway)**	2.0-3.0%	6 ft	45	SF	$40	**$1,800**
54140	236.6 to 237.6 feet	**Vertical Change**	.26	6 ft	6	LF	$75	**$450**
1674	244.1 to 284.4 feet	Cross Slope (PAR)	2.0-3.0%	6 ft	242	SF	$120	**$29,016**
41829	271.8 to 272.8 feet	**Vertical Change**	-.82	6 ft	6	REF		
51532	279.4 to 280.4 feet	**Vertical Change**	-.3	6 ft	6	REF		
1676	289.1 to 292.0 feet	Cross Slope (PAR)	2.0-3.0%	6 ft	17	SF	$120	**$2,088**

TOTAL COST FOR: SE *side of* **ROBERTSON BLVD** *Starting at:* **5TH ST** **$94,074.00**

Funding Source: TBD **Year to be Completed** TBD

Street Side	Run ID	Survey Street Name	Starting Street Name	End Street Name	Priority
NW	1908201322	ROBERTSON BLVD	6TH ST	7TH ST	96

ID	Dist. from Corner	Barrier Type	As-is Measurement/Notes	Sidewalk Width	Qty	Unit	Cost	Total
46083	1.4 to 2.4 feet	Vertical Change	-.47	6 ft	6	LF	$75	$450
1037	2.6 to 6.0 feet	Cross Slope (PAR)	2.0-3.0%	6 ft	20	SF	$120	$2,448
41643	41.4 to 42.4 feet	Vertical Change	-.93	6 ft	6	SF	$75	$450
55966	41.5 to 42.5 feet	Vertical Change	.36	6 ft	6	LF	$75	$450
50231	63.3 to 64.3 feet	Vertical Change	-.32	6 ft	6	LF	$75	$450
42367	71.6 to 72.6 feet	Vertical Change	-.7	6 ft	6	SF	$75	$450
53833	131.7 to 132.7 feet	Vertical Change	-.25	6 ft	6	LF	$75	$450
46308	161.9 to 162.9 feet	Vertical Change	-.46	6 ft	6	LF	$75	$450
47461	192.1 to 193.1 feet	Vertical Change	-.41	6 ft	6	LF	$75	$450
1038	193.8 to 200.9 feet	Cross Slope (PAR)	2.0-3.0%	6 ft	43	SF	$120	$5,112
1040	204.9 to 205.9 feet	Cross Slope (PAR)	2.0-3.0%	6 ft	6	SF	$120	$720
1041	219.0 to 225.3 feet	Cross Slope (PAR)	2.0-3.0%	6 ft	38	SF	$120	$4,536
1043	232.8 to 267.4 feet	Cross Slope (PAR)	2.0-3.0%	6 ft	208	SF	$120	$24,912
44814	252.2 to 253.2 feet	Vertical Change	-.53	6 ft	6	REF		
1049	279.4 to 281.0 feet	Cross Slope (PAR)	2.0-3.0%	6 ft	10	SF	$120	$1,152
46533	282.2 to 283.2 feet	Vertical Change	-.45	6 ft	6	LF	$75	$450
44610	300.3 to 301.3 feet	Vertical Change	-.54	6 ft	6	SF	$75	$450
41644	307.8 to 308.8 feet	Vertical Change	-.93	6 ft	6	SF	$75	$450
42170	313.9 to 314.9 feet	Vertical Change	-.73	6 ft	6	SF	$75	$450

TOTAL COST FOR: NW *side of* **ROBERTSON BLVD** *Starting at:* **6TH ST** **$44,280.00**

Funding Source: TBD **Year to be Completed** TBD

Street Side	Run ID	Survey Street Name	Starting Street Name	End Street Name	Priority
SE	1908201526	ROBERTSON BLVD	6TH ST	5TH ST	80

ID	Dist. from Corner	Barrier Type	As-is Measurement/Notes	Sidewalk Width	Qty	Unit	Cost	Total
1612	0.0 to 14.9 feet	Cross Slope (PAR)	2.0-3.0%	6 ft	89	SF	$120	**$10,728**
51530	10.0 to 11.0 feet	**Vertical Change**	-.3	6 ft	6	REF		
50626	18.9 to 22.9 feet	**Vertical Change**	-.31	6 ft	24	LF	$75	**$1,800**
1616	21.1 to 44.3 feet	Cross Slope (PAR)	2.0-3.0%	6 ft	139	SF	$120	**$16,704**
49918	27.8 to 28.8 feet	**Vertical Change**	-.33	6 ft	6	REF		
1621	44.3 to 57.8 feet	Cross Slope (PAR)	4.0-5.0%	6 ft	81	SF	$120	**$9,720**
1624	57.8 to 60.6 feet	Cross Slope (PAR)	2.0-3.0%	6 ft	17	SF	$120	**$2,016**
1625	75.6 to 157.6 feet	Cross Slope (PAR)	2.0-3.0%	6 ft	492	SF	$120	**$59,040**
1633	157.6 to 199.2 feet	Cross Slope (PAR)	4.0-5.0%	6 ft	250	SF	$120	**$29,952**
1636	199.2 to 246.1 feet	Cross Slope (PAR)	2.0-3.0%	6 ft	281	SF	$120	**$33,768**
1642	249.8 to 289.2 feet	Cross Slope (PAR)	2.0-3.0%	6 ft	236	SF	$120	**$28,368**
51531	263.5 to 264.5 feet	**Vertical Change**	-.3	6 ft	6	REF		
48684	284.1 to 285.1 feet	**Vertical Change**	-.37	6 ft	6	REF		

TOTAL COST FOR: SE *side of* **ROBERTSON BLVD** *Starting at:* **6TH ST** **$192,096.00**

Funding Source: TBD **Year to be Completed** TBD

Street Side	Run ID	Survey Street Name	Starting Street Name	End Street Name	Priority
NW	1908201326	ROBERTSON BLVD	7TH ST	8TH ST	100

ID	Dist. from Corner	Barrier Type	As-is Measurement/Notes	Sidewalk Width	Qty	Unit	Cost	Total
48677	6.5 to 7.5 feet	Vertical Change	-.37	6 ft	6	LF	$75	$450
43690	16.4 to 17.4 feet	Vertical Change	-.59	6 ft	6	SF	$75	$450
1050	23.6 to 29.8 feet	Cross Slope (PAR)	2.0-3.0%	6 ft	37	SF	$120	$4,464
46309	26.6 to 27.6 feet	Vertical Change	-.46	6 ft	6	REF		
45188	36.5 to 37.5 feet	Vertical Change	-.51	6 ft	6	SF	$75	$450
44611	46.5 to 47.5 feet	Vertical Change	-.54	6 ft	6	SF	$75	$450
44612	66.7 to 67.7 feet	Vertical Change	-.54	6 ft	6	SF	$75	$450
46310	76.7 to 77.7 feet	Vertical Change	-.46	6 ft	6	LF	$75	$450
45459	86.5 to 87.5 feet	Vertical Change	-.5	6 ft	6	SF	$75	$450
47876	96.5 to 97.5 feet	Vertical Change	-.4	6 ft	6	LF	$75	$450
57737	108.7 to 119.3 feet	Driveway				REF		
44613	111.4 to 112.4 feet	Vertical Change	-.54	6 ft	6	REF		
1051	114.8 to 120.9 feet	Cross Slope (Driveway)	2.0-3.0%	6 ft	37	SF	$40	$1,464
52816	134.2 to 135.2 feet	Vertical Change	-.27	6 ft	6	LF	$75	$450
50232	145.9 to 146.9 feet	Vertical Change	-.32	6 ft	6	LF	$75	$450
53316	184.6 to 185.6 feet	Vertical Change	-.26	6 ft	6	LF	$75	$450
44614	234.5 to 235.5 feet	Vertical Change	-.54	6 ft	6	SF	$75	$450
57738	234.5 to 258.5 feet	Driveway				REF		
1052	247.0 to 252.0 feet	Cross Slope (Driveway)	2.0-3.0%	6 ft	30	SF	$40	$1,200
43553	247.1 to 248.1 feet	Vertical Change	-.6	6 ft	6	REF		
43691	269.7 to 270.7 feet	Vertical Change	-.59	6 ft	6	SF	$75	$450
43554	279.6 to 280.6 feet	Vertical Change	-.6	6 ft	6	SF	$75	$450
42171	289.5 to 290.5 feet	Vertical Change	-.73	6 ft	6	SF	$75	$450

TOTAL COST FOR: NW *side of* **ROBERTSON BLVD** *Starting at:* **7TH ST** **$13,878.00**

Funding Source: TBD **Year to be Completed** TBD

Street Side	Run ID	Survey Street Name	Starting Street Name	End Street Name	Priority
SE	1908201524	ROBERTSON BLVD	7TH ST	6TH ST	74

ID	Dist. from Corner	Barrier Type	As-is Measurement/Notes	Sidewalk Width	Qty	Unit	Cost	Total
1593	1.8 to 86.2 feet	Cross Slope (PAR)	2.0-3.0%	6 ft	506	SF	$120	**$60,768**
52842	19.2 to 20.2 feet	**Vertical Change**	-.27	6 ft	6	REF		
48117	52.3 to 53.3 feet	**Vertical Change**	-.39	6 ft	6	REF		
1600	91.4 to 92.8 feet	Cross Slope (PAR)	2.0-3.0%	6 ft	8	SF	$120	**$1,008**
53847	94.3 to 95.3 feet	**Vertical Change**	-.25	6 ft	6	LF	$75	**$450**
1601	124.0 to 126.4 feet	Cross Slope (PAR)	2.0-3.0%	6 ft	14	SF	$120	**$1,728**
52843	124.5 to 128.5 feet	**Vertical Change**	-.27	6 ft	24	REF		
1602	130.3 to 132.3 feet	Cross Slope (PAR)	2.0-3.0%	6 ft	12	SF	$120	**$1,440**
1603	142.8 to 150.6 feet	Cross Slope (PAR)	2.0-3.0%	6 ft	47	SF	$120	**$5,616**
55973	145.4 to 146.4 feet	**Vertical Change**	.37	6 ft	6	REF		
1604	155.9 to 158.5 feet	Cross Slope (PAR)	2.0-3.0%	6 ft	16	SF	$120	**$1,872**
44617	174.8 to 175.8 feet	**Vertical Change**	-.54	6 ft	6	SF	$75	**$450**
52844	174.8 to 176.2 feet	**Vertical Change**	-.27	6 ft	8	LF	$75	**$630**
1605	197.2 to 201.6 feet	Cross Slope (PAR)	2.0-3.0%	6 ft	26	SF	$120	**$3,168**
1606	243.5 to 267.3 feet	Cross Slope (PAR)	2.0-3.0%	6 ft	143	SF	$120	**$17,136**
50625	251.4 to 252.4 feet	**Vertical Change**	-.31	6 ft	6	REF		
53348	267.7 to 268.7 feet	**Vertical Change**	-.26	6 ft	6	LF	$75	**$450**
1609	272.4 to 279.0 feet	Cross Slope (PAR)	2.0-3.0%	6 ft	40	SF	$120	**$4,752**
53349	278.8 to 279.8 feet	**Vertical Change**	-.26	6 ft	6	REF		
48410	286.9 to 287.9 feet	**Vertical Change**	-.38	6 ft	6	LF	$75	**$450**

TOTAL COST FOR: SE *side of* **ROBERTSON BLVD** *Starting at:* **7TH ST** **$99,918.00**

Funding Source: TBD **Year to be Completed** TBD

Street Side	Run ID	Survey Street Name	Starting Street Name	End Street Name	Priority
NW	1908201329	ROBERTSON BLVD	8TH ST	9TH ST	107.25

ID	Dist. from Corner	Barrier Type	As-is Measurement/Notes	Sidewalk Width	Qty	Unit	Cost	Total
39983	1.5 to 5.4 feet	Running Slope	5.0-6.0%	6 ft	23	SF	$120	**$2,808**
49903	1.9 to 2.9 feet	**Vertical Change**	-.33	6 ft	6	LF	$75	**$450**
42368	13.7 to 14.7 feet	**Vertical Change**	-.7	6 ft	6	SF	$75	**$450**
44182	25.6 to 26.6 feet	**Vertical Change**	-.56	6 ft	6	SF	$75	**$450**
1053	39.1 to 47.3 feet	Cross Slope (PAR)	2.0-3.0%	6 ft	49	SF	$120	**$5,904**
42172	41.2 to 42.2 feet	**Vertical Change**	-.73	6 ft	6	REF		
1054	51.3 to 142.7 feet	Cross Slope (PAR)	2.0-3.0%	6 ft	548	SF	$120	**$65,808**
57739	54.7 to 64.5 feet	Driveway				REF		
53317	56.2 to 57.2 feet	**Vertical Change**	-.26	6 ft	6	REF		
42455	75.6 to 76.6 feet	**Vertical Change**	-.69	6 ft	6	REF		
41828	96.2 to 97.2 feet	**Vertical Change**	-.82	6 ft	6	REF		
41494	122.5 to 123.5 feet	**Vertical Change**	-1.1	6 ft	6	REF		
1061	142.7 to 152.6 feet	Cross Slope (PAR)	4.0-5.0%	6 ft	59	SF	$120	**$7,128**
1063	152.6 to 196.3 feet	Cross Slope (PAR)	2.0-3.0%	6 ft	262	SF	$120	**$31,464**
1068	207.3 to 238.1 feet	Cross Slope (PAR)	2.0-3.0%	6 ft	185	SF	$120	**$22,176**
53834	241.5 to 242.5 feet	**Vertical Change**	-.25	6 ft	6	LF	$75	**$450**
1069	247.0 to 249.8 feet	Cross Slope (PAR)	2.0-3.0%	6 ft	17	SF	$120	**$2,016**
1070	258.0 to 267.3 feet	Cross Slope (PAR)	2.0-3.0%	6 ft	56	SF	$120	**$6,696**
1071	271.2 to 277.7 feet	Cross Slope (PAR)	2.0-3.0%	6 ft	39	SF	$120	**$4,680**
43365	271.6 to 272.6 feet	**Vertical Change**	-.61	6 ft	6	REF		
46084	282.9 to 286.7 feet	**Vertical Change**	-.47	6 ft	23	LF	$75	**$1,710**

TOTAL COST FOR: NW *side of* **ROBERTSON BLVD** *Starting at:* **8TH ST** **$152,190.00**

Funding Source: TBD **Year to be Completed** TBD

Street Side	Run ID	Survey Street Name	Starting Street Name	End Street Name	Priority
SE	1908201521	ROBERTSON BLVD	8TH ST	7TH ST	84

ID	Dist. from Corner	Barrier Type	As-is Measurement/Notes	Sidewalk Width	Qty	Unit	Cost	Total
45000	3.8 to 4.8 feet	Vertical Change	-.52	6 ft	6	SF	$75	$450
1582	5.5 to 7.0 feet	Cross Slope (PAR)	2.0-3.0%	6 ft	9	SF	$120	$1,080
43847	13.8 to 14.8 feet	Vertical Change	-.58	6 ft	6	SF	$75	$450
46994	23.8 to 24.8 feet	Vertical Change	-.43	6 ft	6	LF	$75	$450
44616	33.8 to 34.8 feet	Vertical Change	-.54	6 ft	6	SF	$75	$450
1583	39.1 to 42.3 feet	Cross Slope (PAR)	2.0-3.0%	6 ft	19	SF	$120	$2,304
1584	44.4 to 134.4 feet	Cross Slope (PAR)	2.0-3.0%	6 ft	540	SF	$120	$64,800
49917	46.0 to 47.0 feet	Vertical Change	-.33	6 ft	6	REF		
46314	54.7 to 55.7 feet	Vertical Change	-.46	6 ft	6	REF		
51942	108.6 to 109.6 feet	Vertical Change	-.29	6 ft	6	REF		
51943	111.7 to 112.7 feet	Vertical Change	-.29	6 ft	6	REF		
57788	137.2 to 180.5 feet	Driveway				REF		
1592	171.3 to 193.8 feet	Cross Slope (Driveway)	2.0-3.0%	6 ft	135	SF	$40	$5,400
53345	183.6 to 184.6 feet	Vertical Change	-.26	6 ft	6	REF		
50624	249.5 to 250.5 feet	Vertical Change	-.31	6 ft	6	LF	$75	$450

TOTAL COST FOR: SE *side of* **ROBERTSON BLVD** *Starting at:* **8TH ST** **$75,834.00**

Funding Source: TBD **Year to be Completed** TBD

Street Side	Run ID	Survey Street Name	Starting Street Name	End Street Name	Priority
NW	1908201331	ROBERTSON BLVD	9TH ST	10TH ST	93

ID	Dist. from Corner	Barrier Type	As-is Measurement/Notes	Sidewalk Width	Qty	Unit	Cost	Total
1072	0.0 to 18.8 feet	Cross Slope (PAR)	2.0-3.0%	6 ft	113	SF	$120	**$13,536**
1075	24.3 to 39.6 feet	Cross Slope (PAR)	2.0-3.0%	6 ft	92	SF	$120	**$11,016**
1077	48.3 to 137.3 feet	Cross Slope (PAR)	2.0-3.0%	6 ft	534	SF	$120	**$64,080**
57740	129.8 to 138.5 feet	Driveway				REF		
1088	143.5 to 153.8 feet	Cross Slope (PAR)	2.0-3.0%	6 ft	62	SF	$120	**$7,416**
57741	147.8 to 158.0 feet	Driveway				REF		
1090	158.2 to 178.4 feet	**Cross Slope (Driveway)**	2.0-3.0%	6 ft	121	SF	$40	**$4,848**
56635	160.8 to 161.8 feet	**Vertical Change**	.47	6 ft	6	REF		
1093	182.8 to 198.4 feet	Cross Slope (PAR)	2.0-3.0%	6 ft	94	SF	$120	**$11,232**
53318	185.0 to 186.0 feet	**Vertical Change**	-.26	6 ft	6	REF		
1094	202.7 to 232.8 feet	Cross Slope (PAR)	2.0-3.0%	6 ft	181	SF	$120	**$21,672**
57742	224.8 to 242.3 feet	Driveway				REF		
1096	246.8 to 248.7 feet	Cross Slope (PAR)	2.0-3.0%	6 ft	11	SF	$120	**$1,368**
1097	274.6 to 276.2 feet	Cross Slope (PAR)	2.0-3.0%	6 ft	10	SF	$120	**$1,152**

TOTAL COST FOR: NW *side of* **ROBERTSON BLVD** *Starting at:* **9TH ST** **$136,320.00**

Funding Source: TBD **Year to be Completed** TBD

Street Side	Run ID	Survey Street Name	Starting Street Name	End Street Name	Priority
SE	1908201519	ROBERTSON BLVD	9TH ST	8TH ST	96

ID	Dist. from Corner	Barrier Type	As-is Measurement/Notes	Sidewalk Width	Qty	Unit	Cost	Total
1571	0.0 to 26.0 feet	Cross Slope (PAR)	2.0-3.0%	6 ft	156	SF	$120	**$18,720**
51941	16.8 to 17.8 feet	**Vertical Change**	-.29	6 ft	6	REF		
47471	31.7 to 32.7 feet	**Vertical Change**	-.41	6 ft	6	LF	$75	**$450**
44999	46.5 to 47.5 feet	**Vertical Change**	-.52	6 ft	6	SF	$75	**$450**
1576	51.1 to 55.2 feet	Cross Slope (PAR)	2.0-3.0%	6 ft	25	SF	$120	**$2,952**
42539	61.2 to 62.2 feet	**Vertical Change**	-.68	6 ft	6	SF	$75	**$450**
1577	76.6 to 95.5 feet	Cross Slope (PAR)	2.0-3.0%	6 ft	113	SF	$120	**$13,608**
57786	77.3 to 100.9 feet	Driveway				REF		
45887	79.0 to 80.0 feet	**Vertical Change**	-.48	6 ft	6	REF		
1579	147.3 to 158.4 feet	Cross Slope (PAR)	2.0-3.0%	6 ft	67	SF	$120	**$7,992**
57787	168.3 to 187.3 feet	Driveway				REF		
1580	172.7 to 177.9 feet	**Cross Slope (Driveway)**	2.0-3.0%	6 ft	31	SF	$40	**$1,248**
1581	248.5 to 255.2 feet	Cross Slope (PAR)	2.0-3.0%	6 ft	40	SF	$120	**$4,824**

TOTAL COST FOR: SE *side of* **ROBERTSON BLVD** *Starting at:* **9TH ST** **$50,694.00**

Funding Source: TBD **Year to be Completed** TBD

Street Side	Run ID	Survey Street Name	Starting Street Name	End Street Name	Priority
NW	1908201003	ROBERTSON BLVD	CHOWCHILLA BLVD	FRONT ST	108

ID	Dist. from Corner	Barrier Type	As-is Measurement/Notes	Sidewalk Width	Qty	Unit	Cost	Total
2	0.5 to 1.5 feet	Continuous Width		7 ft	7	SF	$120	**$780**
285	0.9 to 39.0 feet	Cross Slope (PAR)	2.0-3.0%	7 ft	248	SF	$120	**$29,718**
49884	4.0 to 5.0 feet	Vertical Change	-.33	7 ft	7	REF		
53292	13.7 to 14.7 feet	Vertical Change	-.26	7 ft	7	REF		
48389	18.4 to 19.4 feet	Vertical Change	-.38	7 ft	7	REF		
3	24.6 to 25.6 feet	Continuous Width		7 ft	7	SF	$120	**$780**
48953	25.6 to 26.6 feet	Vertical Change	-.36	7 ft	7	REF		
289	39.0 to 126.7 feet	Cross Slope (PAR)	4.0-5.0%	7 ft	570	SF	$120	**$68,406**
43213	39.7 to 40.7 feet	Vertical Change	-.62	7 ft	7	REF		
41493	42.3 to 43.3 feet	Vertical Change	-1.1	7 ft	7	REF		
49561	48.9 to 49.9 feet	Vertical Change	-.34	7 ft	7	REF		
48390	58.9 to 62.3 feet	Vertical Change	-.38	7 ft	22	REF		
53822	69.0 to 70.0 feet	Vertical Change	-.25	7 ft	7	REF		
50596	79.0 to 80.0 feet	Vertical Change	-.31	7 ft	7	REF		
45183	99.1 to 100.1 feet	Vertical Change	-.51	7 ft	7	REF		
51910	109.2 to 110.2 feet	Vertical Change	-.29	7 ft	7	REF		
46079	119.0 to 120.0 feet	Vertical Change	-.47	7 ft	7	REF		
297	126.7 to 146.3 feet	Cross Slope (PAR)	2.0-3.0%	7 ft	127	SF	$120	**$15,288**
49885	129.3 to 130.3 feet	Vertical Change	-.33	7 ft	7	REF		
44600	139.0 to 140.0 feet	Vertical Change	-.54	7 ft	7	REF		
299	146.3 to 186.9 feet	Cross Slope (PAR)	4.0-5.0%	7 ft	264	SF	$120	**$31,668**
42651	149.1 to 150.1 feet	Vertical Change	-.67	7 ft	7	REF		
45874	159.0 to 160.0 feet	Vertical Change	-.48	7 ft	7	REF		
42969	168.9 to 169.9 feet	Vertical Change	-.64	7 ft	7	REF		
44808	179.1 to 180.1 feet	Vertical Change	-.53	7 ft	7	REF		
301	186.9 to 212.8 feet	Cross Slope (PAR)	2.0-3.0%	7 ft	168	SF	$120	**$20,202**
42169	189.1 to 190.1 feet	Vertical Change	-.73	7 ft	7	REF		
43091	199.0 to 200.0 feet	Vertical Change	-.63	7 ft	7	REF		

Funding Source: TBD **Year to be Completed** TBD

Street Side	Run ID	Survey Street Name	Starting Street Name	End Street Name	Priority
NW	1908201003	ROBERTSON BLVD	CHOWCHILLA BLVD	FRONT ST	108

ID	Dist. from Corner	Barrier Type	As-is Measurement/Notes	Sidewalk Width	Qty	Unit	Cost	Total
41514	209.1 to 210.1 feet	Vertical Change	-1.07	7 ft	7	REF		
303	212.8 to 246.3 feet	Cross Slope (PAR)	4.0-5.0%	7 ft	218	SF	$120	**$26,130**
41642	219.0 to 220.0 feet	Vertical Change	-.93	7 ft	7	REF		
57334	219.0 to 220.0 feet	Vertical Change	.94	7 ft	7	REF		
42029	229.1 to 230.1 feet	Vertical Change	-.76	7 ft	7	REF		
45454	237.8 to 238.8 feet	Vertical Change	-.5	7 ft	7	REF		
41228	240.0 to 241.0 feet	Vertical Change	-2.05	7 ft	7	REF		
46980	240.2 to 241.2 feet	Vertical Change	-.43	7 ft	7	REF		
307	246.3 to 247.3 feet	Cross Slope (PAR)	2.0-3.0%	7 ft	7	SF	$120	**$780**
42865	247.1 to 248.1 feet	Vertical Change	-.65	7 ft	7	REF		
41656	247.3 to 248.3 feet	Vertical Change	-.92	7 ft	7	REF		
52798	248.1 to 249.1 feet	Vertical Change	-.27	7 ft	7	LF	$75	**$488**
57377	249.0 to 250.0 feet	Vertical Change	1.09	7 ft	7	REF		
47864	249.3 to 250.3 feet	Vertical Change	-.4	7 ft	7	REF		
308	249.9 to 280.2 feet	Cross Slope (PAR)	2.0-3.0%	7 ft	197	SF	$120	**$23,634**
50597	259.0 to 260.0 feet	Vertical Change	-.31	7 ft	7	REF		
4	266.2 to 267.2 feet	Continuous Width		7 ft	7	SF	$120	**$780**
48954	269.1 to 270.1 feet	Vertical Change	-.36	7 ft	7	REF		
41297	275.2 to 276.2 feet	Vertical Change	-1.58	7 ft	7	REF		
55949	275.4 to 276.4 feet	Vertical Change	.33	7 ft	7	REF		
57703	276.9 to 314.4 feet	Driveway				REF		
42109	277.8 to 278.8 feet	Vertical Change	-.74	7 ft	7	REF		
45184	284.7 to 285.7 feet	Vertical Change	-.51	7 ft	7	SF	$75	**$488**
41411	286.3 to 287.3 feet	Vertical Change	-1.24	7 ft	7	SF	$75	**$488**
41612	287.0 to 288.0 feet	Vertical Change	-.96	7 ft	7	SF	$75	**$488**
57425	287.2 to 288.2 feet	Vertical Change	1.21	7 ft	7	SF	$75	**$488**
41214	287.4 to 288.4 feet	Vertical Change	-2.2	7 ft	7	SF	$75	**$488**
57509	287.7 to 288.7 feet	Vertical Change	1.77	7 ft	7	SF	$75	**$488**

Funding Source: TBD **Year to be Completed** TBD

Street Side	Run ID	Survey Street Name	Starting Street Name	End Street Name	Priority
NW	1908201003	ROBERTSON BLVD	CHOWCHILLA BLVD	FRONT ST	108

ID	Dist. from Corner	Barrier Type	As-is Measurement/Notes	Sidewalk Width	Qty	Unit	Cost	Total
41261	291.9 to 292.9 feet	Vertical Change	-1.76	7 ft	7	SF	$75	$488
57522	292.2 to 293.2 feet	Vertical Change	1.99	7 ft	7	SF	$75	$488
41475	292.4 to 293.4 feet	Vertical Change	-1.12	7 ft	7	SF	$75	$488
57296	292.6 to 293.6 feet	Vertical Change	.88	7 ft	7	SF	$75	$488
41247	302.1 to 303.1 feet	Vertical Change	-1.87	7 ft	7	SF	$75	$488
57543	302.3 to 303.3 feet	Vertical Change	2.18	7 ft	7	SF	$75	$488
41221	306.6 to 307.6 feet	Vertical Change	-2.11	7 ft	7	SF	$75	$488
57531	306.8 to 307.8 feet	Vertical Change	2.09	7 ft	7	SF	$75	$488
41246	307.0 to 308.0 feet	Vertical Change	-1.89	7 ft	7	SF	$75	$488
313	318.2 to 390.5 feet	Cross Slope (PAR)	2.0-3.0%	7 ft	470	SF	$120	$56,394
41887	318.9 to 319.9 feet	Vertical Change	-.8	7 ft	7	REF		
42652	328.9 to 329.9 feet	Vertical Change	-.67	7 ft	7	REF		
41630	339.2 to 340.2 feet	Vertical Change	-.94	7 ft	7	REF		
43685	349.4 to 350.4 feet	Vertical Change	-.59	7 ft	7	REF		
56972	349.5 to 350.5 feet	Vertical Change	.57	7 ft	7	REF		
46300	359.4 to 360.4 feet	Vertical Change	-.46	7 ft	7	REF		
48391	369.6 to 370.6 feet	Vertical Change	-.38	7 ft	7	REF		
43092	379.8 to 380.8 feet	Vertical Change	-.63	7 ft	7	REF		
45455	389.9 to 390.9 feet	Vertical Change	-.5	7 ft	7	REF		
318	399.3 to 402.0 feet	Cross Slope (PAR)	2.0-3.0%	7 ft	18	SF	$120	$2,106
49562	400.4 to 401.4 feet	Vertical Change	-.34	7 ft	7	REF		
47201	410.4 to 411.4 feet	Vertical Change	-.42	7 ft	7	LF	$75	$488
52799	420.5 to 421.5 feet	Vertical Change	-.27	7 ft	7	LF	$75	$488
319	425.7 to 452.5 feet	Cross Slope (PAR)	2.0-3.0%	7 ft	174	SF	$120	$20,904
47202	430.4 to 431.4 feet	Vertical Change	-.42	7 ft	7	REF		
48662	440.4 to 441.4 feet	Vertical Change	-.37	7 ft	7	REF		
51911	450.6 to 451.6 feet	Vertical Change	-.29	7 ft	7	REF		
47865	460.9 to 461.9 feet	Vertical Change	-.4	7 ft	7	REF		

Funding Source: TBD **Year to be Completed** TBD

Street Side	Run ID	Survey Street Name	Starting Street Name	End Street Name	Priority
NW	1908201003	ROBERTSON BLVD	CHOWCHILLA BLVD	FRONT ST	108

ID	Dist. from Corner	Barrier Type	As-is Measurement/Notes	Sidewalk Width	Qty	Unit	Cost	Total
320	461.4 to 476.0 feet	Cross Slope (PAR)	2.0-3.0%	7 ft	95	SF	$120	**$11,388**
44389	472.4 to 475.4 feet	**Vertical Change**	-.55	7 ft	20	REF		
323	480.3 to 520.6 feet	Cross Slope (PAR)	2.0-3.0%	7 ft	262	SF	$120	**$31,434**
48955	499.7 to 500.7 feet	**Vertical Change**	-.36	7 ft	7	REF		
52329	509.6 to 510.6 feet	**Vertical Change**	-.28	7 ft	7	REF		
50598	519.8 to 520.8 feet	**Vertical Change**	-.31	7 ft	7	REF		
328	524.6 to 529.3 feet	Cross Slope (PAR)	2.0-3.0%	7 ft	31	SF	$120	**$3,666**
329	537.4 to 579.8 feet	Cross Slope (PAR)	2.0-3.0%	7 ft	276	SF	$120	**$33,072**
47866	539.9 to 540.9 feet	**Vertical Change**	-.4	7 ft	7	REF		
49563	560.0 to 561.0 feet	**Vertical Change**	-.34	7 ft	7	REF		
51912	569.9 to 570.9 feet	**Vertical Change**	-.29	7 ft	7	REF		
41969	580.0 to 581.0 feet	**Vertical Change**	-.78	7 ft	7	SF	$75	**$488**
330	584.0 to 608.1 feet	Cross Slope (PAR)	2.0-3.0%	7 ft	157	SF	$120	**$18,798**
49886	589.8 to 590.8 feet	**Vertical Change**	-.33	7 ft	7	REF		
41851	599.8 to 600.8 feet	**Vertical Change**	-.81	7 ft	7	REF		
46981	619.6 to 620.6 feet	**Vertical Change**	-.43	7 ft	7	REF		
331	620.6 to 623.3 feet	Cross Slope (PAR)	2.0-3.0%	7 ft	18	SF	$120	**$2,106**
332	625.6 to 628.9 feet	Cross Slope (PAR)	2.0-3.0%	7 ft	21	SF	$120	**$2,574**

TOTAL COST FOR: NW *side of* **ROBERTSON BLVD** *Starting at:* **CHOWCHILLA BLVD** **$409,870.50**

Funding Source: TBD **Year to be Completed** TBD

Street Side	Run ID	Survey Street Name	Starting Street Name	End Street Name	Priority
SE	1908201143	ROBERTSON BLVD	CHOWCHILLA BLVD	SIDEWALK ENDS	83.25

ID	Dist. from Corner	Barrier Type	As-is Measurement/Notes	Sidewalk Width	Qty	Unit	Cost	Total
887	0.0 to 10.7 feet	Cross Slope (PAR)	2.0-3.0%	8 ft	80	SF	$120	**$9,630**
46772	10.1 to 11.1 feet	**Vertical Change**	-.44	8 ft	8	REF		
42214	13.5 to 14.5 feet	**Vertical Change**	-.72	8 ft	8	REF		
57242	13.6 to 14.6 feet	**Vertical Change**	.78	8 ft	8	REF		
891	14.1 to 194.8 feet	Cross Slope (PAR)	2.0-3.0%	8 ft	1355	SF	$120	**$162,630**
52814	14.5 to 15.5 feet	**Vertical Change**	-.27	8 ft	8	REF		
56906	14.7 to 15.7 feet	**Vertical Change**	.5	8 ft	8	REF		
44812	16.0 to 17.0 feet	**Vertical Change**	-.53	8 ft	8	REF		
41827	19.6 to 20.6 feet	**Vertical Change**	-.82	8 ft	7	REF		
51511	34.9 to 35.9 feet	**Vertical Change**	-.3	8 ft	8	REF		
49580	54.9 to 55.9 feet	**Vertical Change**	-.34	8 ft	8	REF		
51922	114.8 to 115.8 feet	**Vertical Change**	-.29	8 ft	8	REF		
41927	175.0 to 176.0 feet	**Vertical Change**	-.79	8 ft	8	REF		
57727	194.8 to 244.1 feet	Driveway				REF		
52343	194.9 to 195.9 feet	**Vertical Change**	-.28	8 ft	8	REF		
902	200.8 to 231.9 feet	**Cross Slope (Driveway)**	8.0-9.0%	8 ft	233	SF	$40	**$9,330**
907	234.1 to 240.8 feet	**Cross Slope (Driveway)**	8.0-9.0%	8 ft	50	SF	$40	**$2,010**
39982	240.5 to 241.6 feet	Running Slope	5.0-6.0%	8 ft	8	REF		
908	245.2 to 303.2 feet	Cross Slope (PAR)	2.0-3.0%	8 ft	435	SF	$120	**$52,200**
57234	266.4 to 267.4 feet	**Vertical Change**	.72	8 ft	8	REF		
51923	271.9 to 272.9 feet	**Vertical Change**	-.29	8 ft	8	REF		

TOTAL COST FOR: SE *side of* **ROBERTSON BLVD** *Starting at:* **CHOWCHILLA BLVD** **$235,800.00**

Funding Source: TBD **Year to be Completed** TBD

Street Side	Run ID	Survey Street Name	Starting Street Name	End Street Name	Priority
NW	1908201419	ROBERTSON BLVD	COUNTRY WOOD	MYER ST	71

ID	Dist. from Corner	Barrier Type	As-is Measurement/Notes	Sidewalk Width	Qty	Unit	Cost	Total
1233	0.0 to 13.7 feet	Cross Slope (PAR)	2.0-3.0%	5 ft	69	SF	$120	**$8,220**
12	13.7 to 14.7 feet	Continuous Width		5 ft	5	SF	$120	**$600**
47216	14.9 to 15.9 feet	Vertical Change	-.42	5 ft	5	LF	$75	**$375**
1235	23.6 to 28.6 feet	Cross Slope (PAR)	2.0-3.0%	5 ft	25	SF	$120	**$3,000**
53328	25.5 to 26.5 feet	Vertical Change	-.26	5 ft	5	REF		
1236	37.8 to 85.3 feet	Cross Slope (PAR)	2.0-3.0%	5 ft	238	SF	$120	**$28,500**
49263	41.1 to 42.1 feet	Vertical Change	-.35	5 ft	5	REF		
49264	58.0 to 59.0 feet	Vertical Change	-.35	5 ft	5	REF		
46775	75.0 to 76.0 feet	Vertical Change	-.44	5 ft	5	REF		
1237	90.5 to 99.4 feet	Cross Slope (PAR)	2.0-3.0%	5 ft	45	SF	$120	**$5,340**
46536	91.4 to 92.4 feet	Vertical Change	-.45	5 ft	5	REF		
1238	102.2 to 108.9 feet	Cross Slope (PAR)	2.0-3.0%	5 ft	34	SF	$120	**$4,020**
52826	108.3 to 109.3 feet	Vertical Change	-.27	5 ft	5	REF		
53329	115.3 to 116.3 feet	Vertical Change	-.26	5 ft	5	LF	$75	**$375**
13	119.3 to 120.3 feet	Continuous Width		5 ft	5	SF	$120	**$600**
44817	122.7 to 123.7 feet	Vertical Change	-.53	5 ft	5	SF	$75	**$375**
1239	132.8 to 135.4 feet	Cross Slope (PAR)	2.0-3.0%	5 ft	13	SF	$120	**$1,560**
53330	142.3 to 143.3 feet	Vertical Change	-.26	5 ft	5	LF	$75	**$375**
1240	148.7 to 154.8 feet	Cross Slope (PAR)	2.0-3.0%	5 ft	31	SF	$120	**$3,660**
1241	157.7 to 159.3 feet	Cross Slope (PAR)	2.0-3.0%	5 ft	8	SF	$120	**$960**
1242	179.0 to 192.6 feet	Cross Slope (PAR)	2.0-3.0%	5 ft	68	SF	$120	**$8,160**
1244	192.6 to 203.0 feet	Cross Slope (PAR)	4.0-5.0%	5 ft	52	SF	$120	**$6,240**
1246	203.0 to 205.5 feet	Cross Slope (PAR)	2.0-3.0%	5 ft	13	SF	$120	**$1,500**
49588	209.1 to 210.1 feet	Vertical Change	-.34	5 ft	5	LF	$75	**$375**
53331	222.1 to 223.1 feet	Vertical Change	-.26	5 ft	5	LF	$75	**$375**
52827	226.2 to 227.2 feet	Vertical Change	-.27	5 ft	5	LF	$75	**$375**
47878	243.1 to 244.1 feet	Vertical Change	-.4	5 ft	5	LF	$75	**$375**
52349	259.8 to 260.8 feet	Vertical Change	-.28	5 ft	5	LF	$75	**$375**

Funding Source: TBD **Year to be Completed** TBD

Street Side	Run ID	Survey Street Name	Starting Street Name	End Street Name	Priority
NW	1908201419	ROBERTSON BLVD	COUNTRY WOOD	MYER ST	71

ID	Dist. from Corner	Barrier Type	As-is Measurement/Notes	Sidewalk Width	Qty	Unit	Cost	Total
52350	287.6 to 288.6 feet	Vertical Change	-.28	5 ft	5	LF	$75	**$375**

TOTAL COST FOR: NW *side of* **ROBERTSON BLVD** *Starting at:* **COUNTRY WOOD SHOPPING** **$76,110.00**

Funding Source: TBD **Year to be Completed** TBD

Street Side	Run ID	Survey Street Name	Starting Street Name	End Street Name	Priority
S/W/N	1908201408	ROBERTSON BLVD	DOLLAR TREE PARKING	COUNTRY WOOD SHOPPING	88.25

ID	Dist. from Corner	Barrier Type	As-is Measurement/Notes	Sidewalk Width	Qty	Unit	Cost	Total
50610	3.1 to 4.1 feet	Vertical Change	-.31	5 ft	5	LF	$75	$375
1201	8.6 to 16.2 feet	Cross Slope (PAR)	2.0-3.0%	5 ft	38	SF	$120	$4,560
1202	22.6 to 26.6 feet	Cross Slope (PAR)	2.0-3.0%	5 ft	20	SF	$120	$2,400
47215	25.1 to 29.0 feet	Vertical Change	-.42	5 ft	20	REF		
42173	43.6 to 44.6 feet	Vertical Change	-.73	5 ft	5	SF	$75	$375
51517	60.9 to 61.9 feet	Vertical Change	-.3	5 ft	5	LF	$75	$375
1203	66.4 to 82.3 feet	Cross Slope (PAR)	2.0-3.0%	5 ft	79	SF	$120	$9,540
53326	83.9 to 84.9 feet	Vertical Change	-.26	5 ft	5	LF	$75	$375
41632	93.6 to 94.6 feet	Vertical Change	-.94	5 ft	5	SF	$75	$375
49586	96.5 to 97.5 feet	Vertical Change	-.34	5 ft	5	LF	$75	$375
53837	116.6 to 117.6 feet	Vertical Change	-.25	5 ft	5	LF	$75	$375
1204	132.0 to 140.8 feet	Cross Slope (PAR)	2.0-3.0%	5 ft	44	SF	$120	$5,280
1205	145.8 to 197.8 feet	Cross Slope (PAR)	2.0-3.0%	5 ft	260	SF	$120	$31,200
48969	168.5 to 169.5 feet	Vertical Change	-.36	5 ft	5	REF		
50611	187.7 to 188.7 feet	Vertical Change	-.31	5 ft	5	REF		
49260	196.7 to 197.7 feet	Vertical Change	-.35	5 ft	5	REF		
10	200.9 to 201.9 feet	Continuous Width		5 ft	5	SF	$120	$600
49261	207.4 to 208.4 feet	Vertical Change	-.35	5 ft	5	LF	$75	$375
56979	207.4 to 208.4 feet	Vertical Change	.58	5 ft	5	SF	$75	$375
1210	226.4 to 236.1 feet	Cross Slope (PAR)	2.0-3.0%	5 ft	49	SF	$120	$5,820
1211	254.8 to 263.2 feet	Cross Slope (PAR)	2.0-3.0%	5 ft	42	SF	$120	$5,040
52824	267.2 to 268.2 feet	Vertical Change	-.27	5 ft	5	LF	$75	$375
39985	308.1 to 309.3 feet	Running Slope	5.0-6.0%	5 ft	6	SF	$120	$720
57225	308.6 to 309.6 feet	Vertical Change	.7	5 ft	5	SF	$75	$375
1212	310.2 to 311.3 feet	Cross Slope (PAR)	2.0-3.0%	5 ft	6	SF	$120	$660
1213	314.8 to 318.8 feet	Cross Slope (PAR)	2.0-3.0%	5 ft	20	SF	$120	$2,400
53327	318.7 to 319.7 feet	Vertical Change	-.26	5 ft	5	REF		
51931	337.8 to 338.8 feet	Vertical Change	-.29	5 ft	5	LF	$75	$375

Funding Source: TBD **Year to be Completed** TBD

Street Side	Run ID	Survey Street Name	Starting Street Name	End Street Name	Priority
S/W/N	1908201408	ROBERTSON BLVD	DOLLAR TREE PARKING	COUNTRY WOOD SHOPPING	88.25

ID	Dist. from Corner	Barrier Type	As-is Measurement/Notes	Sidewalk Width	Qty	Unit	Cost	Total
53838	352.7 to 353.7 feet	Vertical Change	-.25	5 ft	5	LF	$75	$375
11	354.9 to 355.9 feet	Continuous Width		5 ft	5	SF	$120	$600
1214	377.6 to 378.6 feet	Cross Slope (PAR)	2.0-3.0%	5 ft	5	SF	$120	$600
1215	393.3 to 405.0 feet	Cross Slope (PAR)	2.0-3.0%	5 ft	59	SF	$120	$7,020
1217	405.0 to 459.6 feet	Cross Slope (PAR)	4.0-5.0%	5 ft	273	SF	$120	$32,760
50612	413.4 to 414.4 feet	Vertical Change	-.31	5 ft	5	REF		
49262	445.4 to 446.4 feet	Vertical Change	-.35	5 ft	5	REF		
1225	459.6 to 465.9 feet	Cross Slope (PAR)	2.0-3.0%	5 ft	32	SF	$120	$3,780
51518	465.2 to 466.2 feet	Vertical Change	-.3	5 ft	5	REF		
50613	476.4 to 477.4 feet	Vertical Change	-.31	5 ft	5	LF	$75	$375
49908	483.9 to 484.9 feet	Vertical Change	-.33	5 ft	5	LF	$75	$375
47463	490.3 to 491.3 feet	Vertical Change	-.41	5 ft	5	LF	$75	$375
1226	501.7 to 512.0 feet	Cross Slope (PAR)	2.0-3.0%	5 ft	52	SF	$120	$6,180
1228	512.0 to 547.4 feet	Cross Slope (PAR)	4.0-5.0%	5 ft	177	SF	$120	$21,240
43366	528.6 to 529.6 feet	Vertical Change	-.61	5 ft	5	REF		
1230	547.4 to 551.9 feet	Cross Slope (PAR)	2.0-3.0%	5 ft	23	SF	$120	$2,700

TOTAL COST FOR: S/W/N *side of* **ROBERTSON BLVD** *Starting at:* **DOLLAR TREE PARKING LOT** **$149,100.00**

Funding Source: TBD **Year to be Completed** TBD

Street Side	Run ID	Survey Street Name	Starting Street Name	End Street Name	Priority
NW	1908201247	ROBERTSON BLVD	FRONT ST	1ST ST	78

ID	Dist. from Corner	Barrier Type	As-is Measurement/Notes	Sidewalk Width	Qty	Unit	Cost	Total
53314	4.0 to 5.0 feet	Vertical Change	-.26	11 ft	11	LF	$75	$825
43689	27.9 to 28.9 feet	Vertical Change	-.59	11 ft	11	SF	$75	$825
915	34.2 to 49.8 feet	Cross Slope (PAR)	2.0-3.0%	11 ft	172	SF	$120	$20,592
48401	37.8 to 38.8 feet	Vertical Change	-.38	11 ft	11	REF		
46988	47.9 to 48.9 feet	Vertical Change	-.43	11 ft	11	REF		
916	56.7 to 94.3 feet	Cross Slope (PAR)	2.0-3.0%	11 ft	414	SF	$120	$49,632
48675	68.0 to 69.0 feet	Vertical Change	-.37	11 ft	11	REF		
49252	78.1 to 79.1 feet	Vertical Change	-.35	11 ft	11	REF		
47211	88.0 to 89.0 feet	Vertical Change	-.42	11 ft	11	REF		
47875	98.2 to 99.2 feet	Vertical Change	-.4	11 ft	11	LF	$75	$825
57728	103.3 to 141.6 feet	Driveway				REF		
47212	108.8 to 109.8 feet	Vertical Change	-.42	11 ft	11	REF		
46306	117.5 to 118.5 feet	Vertical Change	-.46	11 ft	11	REF		
49253	135.1 to 136.1 feet	Vertical Change	-.35	11 ft	11	REF		
49901	143.8 to 144.8 feet	Vertical Change	-.33	11 ft	11	LF	$75	$825
44392	164.4 to 165.4 feet	Vertical Change	-.55	11 ft	11	SF	$75	$825
44608	174.4 to 175.4 feet	Vertical Change	-.54	11 ft	11	SF	$75	$825
45187	184.4 to 185.4 feet	Vertical Change	-.51	11 ft	11	SF	$75	$825
49254	194.4 to 196.5 feet	Vertical Change	-.35	11 ft	23	LF	$75	$1,733
46082	204.3 to 205.3 feet	Vertical Change	-.47	11 ft	11	LF	$75	$825
49902	214.4 to 215.4 feet	Vertical Change	-.33	11 ft	11	LF	$75	$825
51924	224.3 to 225.3 feet	Vertical Change	-.29	11 ft	11	LF	$75	$825
917	242.5 to 243.8 feet	Cross Slope (PAR)	2.0-3.0%	11 ft	14	SF	$120	$1,716
44813	244.3 to 245.3 feet	Vertical Change	-.53	11 ft	11	SF	$75	$825
44181	254.3 to 255.3 feet	Vertical Change	-.56	11 ft	11	SF	$75	$825
46530	261.7 to 262.7 feet	Vertical Change	-.45	11 ft	11	LF	$75	$825
50230	265.7 to 266.7 feet	Vertical Change	-.32	11 ft	11	LF	$75	$825
46531	275.2 to 276.2 feet	Vertical Change	-.45	11 ft	11	LF	$75	$825

Funding Source: TBD **Year to be Completed** TBD

Street Side	Run ID	Survey Street Name	Starting Street Name	End Street Name	Priority
NW	1908201247	ROBERTSON BLVD	FRONT ST	1ST ST	78

ID	Dist. from Corner	Barrier Type	As-is Measurement/Notes	Sidewalk Width	Qty	Unit	Cost	Total
TOTAL COST FOR: NW	*side of* **ROBERTSON BLVD**	*Starting at:* **FRONT ST**						**$86,047.50**

Funding Source: TBD **Year to be Completed** TBD

Street Side	Run ID	Survey Street Name	Starting Street Name	End Street Name	Priority
SE	1908201034	ROBERTSON BLVD	FRONT ST	CHOWCHILLA BLVD	103.5

ID	Dist. from Corner	Barrier Type	As-is Measurement/Notes	Sidewalk Width	Qty	Unit	Cost	Total
408	3.5 to 40.5 feet	Cross Slope (PAR)	2.0-3.0%	8 ft	278	SF	$120	**$33,300**
44174	8.9 to 9.9 feet	**Vertical Change**	-.56	8 ft	8	REF		
44175	19.8 to 20.8 feet	**Vertical Change**	-.56	8 ft	8	REF		
414	40.5 to 46.6 feet	Cross Slope (PAR)	4.0-5.0%	8 ft	46	SF	$120	**$5,490**
416	46.6 to 93.9 feet	Cross Slope (PAR)	2.0-3.0%	8 ft	355	SF	$120	**$42,570**
51914	47.3 to 48.3 feet	**Vertical Change**	-.29	8 ft	8	REF		
48666	77.7 to 78.7 feet	**Vertical Change**	-.37	8 ft	8	REF		
419	93.9 to 102.1 feet	Cross Slope (PAR)	4.0-5.0%	8 ft	62	SF	$120	**$7,380**
49244	97.5 to 98.5 feet	**Vertical Change**	-.35	8 ft	8	REF		
55938	97.6 to 98.6 feet	**Vertical Change**	.3	8 ft	8	REF		
421	102.1 to 105.8 feet	Cross Slope (PAR)	6.0-7.0%	8 ft	28	SF	$120	**$3,330**
422	105.8 to 108.6 feet	Cross Slope (PAR)	5.0-6.0%	8 ft	21	SF	$120	**$2,520**
424	108.6 to 159.8 feet	Cross Slope (PAR)	3.0-4.0%	8 ft	384	SF	$120	**$46,080**
430	159.8 to 209.7 feet	Cross Slope (PAR)	2.0-3.0%	8 ft	374	SF	$120	**$44,910**
42653	168.2 to 169.2 feet	**Vertical Change**	-.67	8 ft	8	REF		
435	209.7 to 223.0 feet	Cross Slope (PAR)	4.0-5.0%	8 ft	100	SF	$120	**$11,970**
437	223.0 to 273.7 feet	Cross Slope (PAR)	2.0-3.0%	8 ft	380	SF	$120	**$45,630**
53824	257.9 to 258.9 feet	**Vertical Change**	-.25	8 ft	8	REF		
46766	267.5 to 268.5 feet	**Vertical Change**	-.44	8 ft	8	REF		
441	273.7 to 302.7 feet	Cross Slope (PAR)	4.0-5.0%	8 ft	218	SF	$120	**$26,100**
49569	287.9 to 288.9 feet	**Vertical Change**	-.34	8 ft	8	REF		
48667	297.9 to 298.9 feet	**Vertical Change**	-.37	8 ft	8	REF		
443	302.7 to 312.3 feet	Cross Slope (PAR)	2.0-3.0%	8 ft	72	SF	$120	**$8,640**
7	304.2 to 305.2 feet	**Continuous Width**		8 ft	8	SF	$120	**$900**
57708	311.9 to 348.7 feet	Driveway				REF		
445	312.3 to 317.4 feet	Cross Slope (PAR)	4.0-5.0%	8 ft	38	SF	$120	**$4,590**
42110	315.0 to 316.0 feet	**Vertical Change**	-.74	8 ft	8	REF		
447	317.4 to 318.8 feet	Cross Slope (PAR)	2.0-3.0%	8 ft	11	SF	$120	**$1,260**

Funding Source: TBD **Year to be Completed** TBD

Street Side	Run ID	Survey Street Name	Starting Street Name	End Street Name	Priority
SE	1908201034	ROBERTSON BLVD	FRONT ST	CHOWCHILLA BLVD	103.5

ID	Dist. from Corner	Barrier Type	As-is Measurement/Notes	Sidewalk Width	Qty	Unit	Cost	Total
50224	320.7 to 321.7 feet	Vertical Change	-.32	8 ft	8	LF	$75	**$563**
41463	322.9 to 323.9 feet	Vertical Change	-1.13	8 ft	8	SF	$75	**$563**
57374	323.1 to 324.1 feet	Vertical Change	1.04	8 ft	8	SF	$75	**$563**
41307	323.3 to 324.3 feet	Vertical Change	-1.54	8 ft	8	SF	$75	**$563**
57506	323.6 to 324.6 feet	Vertical Change	1.7	8 ft	8	SF	$75	**$563**
41218	327.8 to 328.8 feet	Vertical Change	-2.16	8 ft	8	SF	$75	**$563**
57508	328.1 to 329.1 feet	Vertical Change	1.76	8 ft	8	SF	$75	**$563**
41522	328.3 to 329.3 feet	Vertical Change	-1.06	8 ft	8	SF	$75	**$563**
51503	328.3 to 329.3 feet	Vertical Change	-.3	8 ft	8	LF	$75	**$563**
57464	328.5 to 329.5 feet	Vertical Change	1.45	8 ft	8	SF	$75	**$563**
41671	337.9 to 338.9 feet	Vertical Change	-.91	8 ft	8	SF	$75	**$563**
57335	338.1 to 339.1 feet	Vertical Change	.94	8 ft	8	SF	$75	**$563**
41268	338.4 to 339.4 feet	Vertical Change	-1.72	8 ft	8	SF	$75	**$563**
57512	338.6 to 339.6 feet	Vertical Change	1.84	8 ft	8	SF	$75	**$563**
41249	342.8 to 343.8 feet	Vertical Change	-1.86	8 ft	8	SF	$75	**$563**
41737	342.9 to 343.9 feet	Vertical Change	-.87	8 ft	8	SF	$75	**$563**
57513	343.1 to 344.1 feet	Vertical Change	1.85	8 ft	8	SF	$75	**$563**
41422	343.3 to 344.3 feet	Vertical Change	-1.21	8 ft	8	SF	$75	**$563**
57342	343.5 to 344.5 feet	Vertical Change	.99	8 ft	8	SF	$75	**$563**
448	351.5 to 381.7 feet	Cross Slope (PAR)	2.0-3.0%	8 ft	227	SF	$120	**$27,180**
41464	356.8 to 357.8 feet	Vertical Change	-1.13	8 ft	8	REF		
49570	366.8 to 367.8 feet	Vertical Change	-.34	8 ft	8	REF		
49893	376.9 to 377.9 feet	Vertical Change	-.33	8 ft	8	REF		
451	395.3 to 441.7 feet	Cross Slope (PAR)	2.0-3.0%	8 ft	348	SF	$120	**$41,760**
48396	396.5 to 397.5 feet	Vertical Change	-.38	8 ft	8	REF		
53825	406.3 to 407.3 feet	Vertical Change	-.25	8 ft	8	REF		
53298	436.0 to 437.0 feet	Vertical Change	-.26	8 ft	8	REF		
50225	446.1 to 447.1 feet	Vertical Change	-.32	8 ft	8	REF		

Funding Source: TBD **Year to be Completed** TBD

Street Side	Run ID	Survey Street Name	Starting Street Name	End Street Name	Priority
SE	1908201034	ROBERTSON BLVD	FRONT ST	CHOWCHILLA BLVD	103.5

ID	Dist. from Corner	Barrier Type	As-is Measurement/Notes	Sidewalk Width	Qty	Unit	Cost	Total
455	446.6 to 472.4 feet	Cross Slope (PAR)	2.0-3.0%	8 ft	194	SF	$120	**$23,220**
44176	461.6 to 462.6 feet	**Vertical Change**	-.56	8 ft	8	REF		
56978	461.7 to 462.7 feet	**Vertical Change**	.58	8 ft	8	REF		
48956	466.1 to 467.1 feet	**Vertical Change**	-.36	8 ft	8	REF		
51504	476.3 to 477.3 feet	**Vertical Change**	-.3	8 ft	8	REF		
460	476.5 to 487.5 feet	Cross Slope (PAR)	2.0-3.0%	8 ft	83	SF	$120	**$9,900**
41852	478.9 to 479.9 feet	**Vertical Change**	-.81	8 ft	8	REF		
48957	480.1 to 481.1 feet	**Vertical Change**	-.36	8 ft	8	REF		
49894	486.5 to 487.5 feet	**Vertical Change**	-.33	8 ft	8	REF		
461	496.8 to 603.8 feet	Cross Slope (PAR)	2.0-3.0%	8 ft	802	SF	$120	**$96,300**
50600	506.7 to 507.7 feet	**Vertical Change**	-.31	8 ft	8	REF		
8	519.7 to 520.7 feet	**Continuous Width**		8 ft	8	SF	$120	**$900**
468	603.8 to 613.0 feet	Cross Slope (PAR)	4.0-5.0%	8 ft	69	SF	$120	**$8,280**
9	611.4 to 612.4 feet	**Continuous Width**		8 ft	8	SF	$120	**$900**

TOTAL COST FOR: SE *side of* **ROBERTSON BLVD** *Starting at:* **FRONT ST** **$503,797.50**

Funding Source: TBD **Year to be Completed** TBD

Street Side	Run ID	Survey Street Name	Starting Street Name	End Street Name	Priority
SE	1908201458	ROBERTSON BLVD	SCHOETTLER TIRE	15TH ST	110.75

ID	Dist. from Corner	Barrier Type	As-is Measurement/Notes	Sidewalk Width	Qty	Unit	Cost	Total
57772	0.0 to 31.4 feet	Driveway				REF		
1491	1.8 to 8.2 feet	Cross Slope (Driveway)	10.0-11.0%	6 ft	38	SF	$40	**$1,536**
1493	8.2 to 23.3 feet	Cross Slope (Driveway)	12.0-13.0%	6 ft	91	SF	$40	**$3,624**
39999	22.4 to 24.5 feet	Running Slope	6.0-7.0%	6 ft	13	REF		
1495	27.9 to 41.3 feet	Cross Slope (Driveway)	2.0-3.0%	6 ft	80	SF	$40	**$3,216**
57773	40.4 to 83.6 feet	Driveway				REF		
1497	41.3 to 43.9 feet	Cross Slope (Driveway)	4.0-5.0%	6 ft	16	SF	$40	**$624**
1498	48.3 to 79.6 feet	Cross Slope (Driveway)	12.0-13.0%	6 ft	188	SF	$40	**$7,512**
52838	57.9 to 58.9 feet	Vertical Change	-.27	6 ft	6	REF		
1500	79.6 to 81.2 feet	Cross Slope (Driveway)	10.0-11.0%	6 ft	10	SF	$40	**$384**
40000	80.0 to 81.1 feet	Running Slope	8.0-9.0%	6 ft	7	REF		
50622	83.4 to 84.4 feet	Vertical Change	-.31	6 ft	6	REF		
1501	85.0 to 98.7 feet	Cross Slope (PAR)	3.0-4.0%	6 ft	82	SF	$120	**$9,864**
50240	93.8 to 94.8 feet	Vertical Change	-.32	6 ft	6	REF		
1502	98.7 to 135.8 feet	Cross Slope (PAR)	2.0-3.0%	6 ft	223	SF	$120	**$26,712**
47468	103.8 to 104.8 feet	Vertical Change	-.41	6 ft	6	REF		
53844	122.5 to 123.5 feet	Vertical Change	-.25	6 ft	6	REF		
49914	136.8 to 137.8 feet	Vertical Change	-.33	6 ft	6	LF	$75	**$450**
19	136.9 to 137.9 feet	Continuous Width		6 ft	6	SF	$120	**$720**
57774	150.0 to 199.7 feet	Driveway				REF		
1503	153.6 to 154.8 feet	Cross Slope (Driveway)	2.0-3.0%	6 ft	7	SF	$40	**$288**
1504	158.8 to 194.8 feet	Cross Slope (Driveway)	10.0-11.0%	6 ft	216	SF	$40	**$8,640**
51528	164.5 to 165.5 feet	Vertical Change	-.3	6 ft	6	REF		
40001	192.7 to 195.1 feet	Running Slope	6.0-7.0%	6 ft	14	REF		
1507	198.3 to 212.5 feet	Cross Slope (Driveway)	3.0-4.0%	6 ft	85	SF	$40	**$3,408**
42656	207.8 to 208.8 feet	Vertical Change	-.67	6 ft	6	REF		

TOTAL COST FOR: SE *side of* **ROBERTSON BLVD** *Starting at:* **SCHOETTLER TIRE** **$66,978.00**

Funding Source: TBD **Year to be Completed** TBD

Street Side	Run ID	Survey Street Name	Starting Street Name	End Street Name	Priority
N	51909241543	ROBERTSON BLVD	SIDEWALK BEGINS	SIDEWALK ENDS	54.25

ID	Dist. from Corner	Barrier Type	As-is Measurement/Notes	Sidewalk Width	Qty	Unit	Cost	Total
40999	0.8 to 1.8 feet	Running Slope	12.013	6 ft	6	SF	$120	**$660**
41000	2.8 to 6.8 feet	Running Slope	9.0-10.0%	6 ft	22	SF	$120	**$2,640**
32752	13.3 to 14.9 feet	Cross Slope (PAR)	2.0-3.0%	6 ft	9	SF	$120	**$1,056**
32753	20.8 to 28.6 feet	Cross Slope (PAR)	2.0-3.0%	6 ft	43	SF	$120	**$5,148**
32756	31.8 to 38.8 feet	Cross Slope (PAR)	2.0-3.0%	6 ft	38	SF	$120	**$4,620**
32759	41.6 to 44.2 feet	Cross Slope (PAR)	2.0-3.0%	6 ft	14	SF	$120	**$1,716**
32760	48.3 to 49.6 feet	Cross Slope (PAR)	2.0-3.0%	6 ft	7	SF	$120	**$858**
32761	53.5 to 62.8 feet	Cross Slope (PAR)	2.0-3.0%	6 ft	51	SF	$120	**$6,138**
32763	69.3 to 75.2 feet	Cross Slope (PAR)	2.0-3.0%	6 ft	32	SF	$120	**$3,894**
32764	95.8 to 101.8 feet	Cross Slope (PAR)	2.0-3.0%	6 ft	33	SF	$120	**$3,960**
32765	105.2 to 111.5 feet	Cross Slope (PAR)	2.0-3.0%	6 ft	35	SF	$120	**$4,158**
32766	113.7 to 115.1 feet	Cross Slope (PAR)	2.0-3.0%	6 ft	8	SF	$120	**$924**
32767	123.7 to 135.6 feet	Cross Slope (PAR)	2.0-3.0%	6 ft	65	SF	$120	**$7,854**
32771	159.0 to 161.8 feet	Cross Slope (PAR)	2.0-3.0%	6 ft	15	SF	$120	**$1,848**
32772	167.7 to 179.3 feet	Cross Slope (PAR)	2.0-3.0%	6 ft	64	SF	$120	**$7,656**
140	189.5 to 190.5 feet	**Continuous Width**		6 ft	6	SF	$120	**$660**
32775	194.3 to 195.4 feet	Cross Slope (PAR)	2.0-3.0%	6 ft	6	SF	$120	**$726**
32776	199.1 to 207.3 feet	Cross Slope (PAR)	2.0-3.0%	6 ft	45	SF	$120	**$5,412**
32779	234.8 to 239.0 feet	Cross Slope (PAR)	2.0-3.0%	6 ft	23	SF	$120	**$2,772**
55567	244.8 to 245.8 feet	**Vertical Change**	.3	6 ft	6	LF	$75	**$413**
41002	246.7 to 247.8 feet	Running Slope	8.0-9.0%	6 ft	6	SF	$120	**$726**
41003	248.6 to 250.3 feet	Running Slope	10.0-11.0%	6 ft	9	SF	$120	**$1,122**
41004	251.4 to 255.5 feet	Running Slope	13.0-14.0%	6 ft	23	SF	$120	**$2,706**

TOTAL COST FOR: N *side of* **ROBERTSON BLVD** *Starting at:* **SIDEWALK BEGINS** **$67,666.50**

Funding Source: TBD **Year to be Completed** TBD

Street Side	Run ID	Survey Street Name	Starting Street Name	End Street Name	Priority
NW	1908200944	ROBERTSON BLVD	SIDEWALK BEGINS	CHOWCHILLA BLVD	84.25

ID	Dist. from Corner	Barrier Type	As-is Measurement/Notes	Sidewalk Width	Qty	Unit	Cost	Total
215	0.0 to 35.5 feet	Cross Slope (PAR)	2.0-3.0%	8 ft	266	SF	$120	**$31,950**
42748	6.0 to 7.0 feet	**Vertical Change**	-.66	8 ft	8	REF		
44598	22.9 to 23.9 feet	**Vertical Change**	-.54	8 ft	8	REF		
41850	30.8 to 31.8 feet	**Vertical Change**	-.81	8 ft	8	REF		
53821	35.0 to 36.0 feet	**Vertical Change**	-.25	8 ft	8	REF		
219	35.5 to 50.4 feet	Cross Slope (PAR)	4.0-5.0%	8 ft	112	SF	$120	**$13,410**
57698	45.8 to 94.4 feet	Driveway				REF		
46078	49.7 to 50.7 feet	**Vertical Change**	-.47	8 ft	8	REF		
221	55.5 to 72.4 feet	Cross Slope (PAR)	7.0-8.0%	8 ft	127	SF	$120	**$15,210**
223	72.4 to 76.1 feet	**Cross Slope (Driveway)**	5.0-6.0%	8 ft	28	SF	$40	**$1,110**
224	76.1 to 90.7 feet	**Cross Slope (Driveway)**	6.0-7.0%	8 ft	110	SF	$40	**$4,380**
39960	90.4 to 91.9 feet	Running Slope	5.0-6.0%	8 ft	11	REF		
46296	95.7 to 96.7 feet	**Vertical Change**	-.46	8 ft	8	LF	$75	**$563**
225	97.5 to 158.3 feet	Cross Slope (PAR)	2.0-3.0%	8 ft	456	SF	$120	**$54,720**
53289	132.1 to 134.8 feet	**Vertical Change**	-.26	8 ft	20	REF		
43212	134.2 to 135.2 feet	**Vertical Change**	-.62	8 ft	8	REF		
53290	162.0 to 163.0 feet	**Vertical Change**	-.26	8 ft	8	LF	$75	**$563**
48386	170.8 to 171.8 feet	**Vertical Change**	-.38	8 ft	8	LF	$75	**$563**
230	178.9 to 195.9 feet	Cross Slope (PAR)	2.0-3.0%	8 ft	128	SF	$120	**$15,300**
48952	185.7 to 186.7 feet	**Vertical Change**	-.36	8 ft	8	REF		
50595	198.9 to 199.9 feet	**Vertical Change**	-.31	8 ft	8	LF	$75	**$563**
49239	207.3 to 208.3 feet	**Vertical Change**	-.35	8 ft	8	LF	$75	**$563**
231	209.0 to 224.8 feet	Cross Slope (PAR)	2.0-3.0%	8 ft	119	SF	$120	**$14,220**
48387	215.7 to 216.7 feet	**Vertical Change**	-.38	8 ft	8	REF		
48388	223.8 to 224.8 feet	**Vertical Change**	-.38	8 ft	8	REF		

TOTAL COST FOR: NW *side of* **ROBERTSON BLVD** *Starting at:* **SIDEWALK BEGINS** **$153,112.50**

Funding Source: TBD **Year to be Completed** TBD

Street Side	Run ID	Survey Street Name	Starting Street Name	End Street Name	Priority
W/N	1908201356	ROBERTSON BLVD	SIDEWALK BEGINS	DOLLAR TREE PARKING LOT	92

ID	Dist. from Corner	Barrier Type	As-is Measurement/Notes	Sidewalk Width	Qty	Unit	Cost	Total
1190	6.8 to 37.4 feet	Cross Slope (PAR)	2.0-3.0%	5 ft	153	SF	$120	**$18,360**
51516	9.1 to 10.1 feet	**Vertical Change**	-.3	5 ft	5	REF		
42655	17.6 to 18.6 feet	**Vertical Change**	-.67	5 ft	5	REF		
51929	26.3 to 27.3 feet	**Vertical Change**	-.29	5 ft	5	REF		
52823	34.6 to 35.6 feet	**Vertical Change**	-.27	5 ft	5	REF		
1194	37.4 to 40.8 feet	Cross Slope (PAR)	4.0-5.0%	5 ft	17	SF	$120	**$2,040**
45884	39.6 to 40.6 feet	**Vertical Change**	-.48	5 ft	5	REF		
1196	40.8 to 60.3 feet	Cross Slope (PAR)	2.0-3.0%	5 ft	98	SF	$120	**$11,700**
52348	53.2 to 54.2 feet	**Vertical Change**	-.28	5 ft	5	REF		
53324	77.7 to 78.7 feet	**Vertical Change**	-.26	5 ft	5	LF	$75	**$375**
42750	80.3 to 81.3 feet	**Vertical Change**	-.66	5 ft	5	SF	$75	**$375**
1198	85.5 to 122.2 feet	Cross Slope (PAR)	2.0-3.0%	5 ft	184	SF	$120	**$22,020**
50609	93.3 to 94.3 feet	**Vertical Change**	-.31	5 ft	5	REF		
53325	111.1 to 112.1 feet	**Vertical Change**	-.26	5 ft	5	REF		
48681	125.2 to 126.2 feet	**Vertical Change**	-.37	5 ft	5	LF	$75	**$375**
42000	129.8 to 130.8 feet	**Vertical Change**	-.77	5 ft	5	SF	$75	**$375**

TOTAL COST FOR: W/N *side of* **ROBERTSON BLVD** *Starting at:* **SIDEWALK BEGINS** **$55,620.00**

Funding Source: TBD **Year to be Completed** TBD

Street Side	Run ID	Survey Street Name	Starting Street Name	End Street Name	Priority
SE	1908211455	ROBERTSON-TRINITY	3RD ST	2ND ST	95

ID	Dist. from Corner	Barrier Type	As-is Measurement/Notes	Sidewalk Width	Qty	Unit	Cost	Total
4393	0.0 to 1.7 feet	Cross Slope (PAR)	3.0-4.0%	6 ft	9	SF	$120	**$1,122**
42232	0.4 to 1.4 feet	**Vertical Change**	-.72	6 ft	6	REF		
4394	1.7 to 34.8 feet	Cross Slope (PAR)	2.0-3.0%	6 ft	182	SF	$120	**$21,846**
43708	7.1 to 8.1 feet	**Vertical Change**	-.59	6 ft	6	REF		
42284	14.1 to 17.4 feet	**Vertical Change**	-.71	6 ft	18	REF		
49983	20.7 to 21.7 feet	**Vertical Change**	-.33	6 ft	6	REF		
41368	23.9 to 25.8 feet	**Vertical Change**	-1.36	6 ft	10	REF		
48741	25.0 to 26.0 feet	**Vertical Change**	-.37	6 ft	6	REF		
46818	30.6 to 31.6 feet	**Vertical Change**	-.44	6 ft	6	REF		
4397	47.4 to 51.6 feet	Cross Slope (PAR)	2.0-3.0%	6 ft	23	SF	$120	**$2,772**
42989	50.6 to 51.6 feet	**Vertical Change**	-.64	6 ft	6	REF		
49984	56.9 to 57.9 feet	**Vertical Change**	-.33	6 ft	6	REF		
41720	57.1 to 58.1 feet	**Vertical Change**	-.88	6 ft	6	REF		
4398	57.7 to 72.6 feet	Cross Slope (PAR)	2.0-3.0%	6 ft	82	SF	$120	**$9,834**
22	57.9 to 58.9 feet	**Continuous Width**		6 ft	6	SF	$120	**$660**
51637	58.1 to 59.1 feet	**Vertical Change**	-.3	6 ft	6	REF		
42387	70.3 to 71.3 feet	**Vertical Change**	-.7	6 ft	6	REF		
45215	74.2 to 75.7 feet	**Vertical Change**	-.51	6 ft	8	SF	$75	**$619**
4400	79.0 to 93.3 feet	Cross Slope (PAR)	2.0-3.0%	6 ft	79	SF	$120	**$9,438**
42670	90.2 to 91.2 feet	**Vertical Change**	-.67	6 ft	6	REF		
23	120.3 to 121.3 feet	**Continuous Width**		6 ft	6	SF	$120	**$660**
43860	120.9 to 121.9 feet	**Vertical Change**	-.58	6 ft	6	REF		
4404	121.9 to 125.8 feet	Cross Slope (PAR)	3.0-4.0%	6 ft	21	SF	$120	**$2,574**
4405	125.8 to 203.8 feet	Cross Slope (PAR)	2.0-3.0%	6 ft	429	SF	$120	**$51,480**
53020	127.5 to 128.5 feet	**Vertical Change**	-.27	6 ft	6	REF		
51638	137.7 to 138.7 feet	**Vertical Change**	-.3	6 ft	6	REF		
45216	147.5 to 148.5 feet	**Vertical Change**	-.51	6 ft	6	REF		
43239	151.8 to 153.2 feet	**Vertical Change**	-.62	6 ft	8	REF		

Funding Source: TBD **Year to be Completed** TBD

Street Side	Run ID	Survey Street Name	Starting Street Name	End Street Name	Priority
SE	1908211455	ROBERTSON-TRINITY	3RD ST	2ND ST	95

ID	Dist. from Corner	Barrier Type	As-is Measurement/Notes	Sidewalk Width	Qty	Unit	Cost	Total
45710	157.7 to 158.7 feet	Vertical Change	-.49	6 ft	6	REF		
42040	177.6 to 178.6 feet	Vertical Change	-.76	6 ft	6	REF		
41452	187.6 to 188.6 feet	Vertical Change	-1.15	6 ft	6	REF		
42884	189.0 to 190.5 feet	Vertical Change	-.65	6 ft	8	REF		
43241	197.5 to 198.5 feet	Vertical Change	-.62	6 ft	6	REF		

TOTAL COST FOR: SE *side of* **ROBERTSON-TRINITY** *Starting at:* **3RD ST** **$101,004.75**

Funding Source: TBD **Year to be Completed** TBD

Street Side	Run ID	Survey Street Name	Starting Street Name	End Street Name	Priority
W	1909241057	ROOSEVELT DR	1512 ROOSEVELT DR	WASHINGTON DR	90.25

ID	Dist. from Corner	Barrier Type	As-is Measurement/Notes	Sidewalk Width	Qty	Unit	Cost	Total
18686	1.4 to 9.5 feet	Cross Slope (PAR)	2.0-3.0%	4 ft	32	SF	$120	**$3,888**
59061	1.5 to 24.0 feet	Driveway				REF		
57497	7.7 to 8.7 feet	**Vertical Change**	1.7	4 ft	4	REF		
18688	12.3 to 15.0 feet	**Cross Slope (Driveway)**	3.0-4.0%	4 ft	11	SF	$40	**$432**
18690	15.0 to 18.5 feet	**Cross Slope (Driveway)**	2.0-3.0%	4 ft	14	SF	$40	**$560**
18691	21.9 to 33.9 feet	**Cross Slope (Driveway)**	2.0-3.0%	4 ft	48	SF	$40	**$1,920**
18695	34.7 to 65.3 feet	Cross Slope (PAR)	4.0-5.0%	4 ft	122	SF	$120	**$14,688**
56117	35.0 to 36.0 feet	**Vertical Change**	.4	4 ft	4	REF		
18705	67.9 to 83.1 feet	Cross Slope (PAR)	2.0-3.0%	4 ft	61	SF	$120	**$7,296**
18710	86.4 to 90.2 feet	Cross Slope (PAR)	2.0-3.0%	4 ft	15	SF	$120	**$1,824**
18712	90.2 to 137.4 feet	Cross Slope (PAR)	4.0-5.0%	4 ft	189	SF	$120	**$22,656**
56118	109.2 to 110.2 feet	**Vertical Change**	.4	4 ft	4	REF		
59062	127.0 to 152.3 feet	Driveway				REF		
56688	129.7 to 130.7 feet	**Vertical Change**	.5	4 ft	4	REF		
18726	139.6 to 144.9 feet	**Cross Slope (Driveway)**	3.0-4.0%	4 ft	21	SF	$40	**$848**
18728	147.8 to 178.5 feet	**Cross Slope (Driveway)**	3.0-4.0%	4 ft	123	SF	$40	**$4,912**
59063	156.9 to 175.8 feet	Driveway				REF		
57498	171.5 to 172.5 feet	**Vertical Change**	1.7	4 ft	4	REF		
18734	178.5 to 189.7 feet	Cross Slope (PAR)	5.0-6.0%	4 ft	45	SF	$120	**$5,376**
18736	191.5 to 205.3 feet	Cross Slope (PAR)	3.0-4.0%	4 ft	55	SF	$120	**$6,624**
18740	205.3 to 209.3 feet	Cross Slope (PAR)	2.0-3.0%	4 ft	16	SF	$120	**$1,920**
59064	206.4 to 229.0 feet	Driveway				REF		
18742	209.3 to 222.7 feet	**Cross Slope (Driveway)**	4.0-5.0%	4 ft	54	SF	$40	**$2,144**
57012	221.8 to 222.8 feet	**Vertical Change**	.6	4 ft	4	REF		
18745	222.9 to 226.8 feet	**Cross Slope (Driveway)**	2.0-3.0%	4 ft	16	SF	$40	**$624**
18747	228.1 to 242.0 feet	**Cross Slope (Driveway)**	4.0-5.0%	4 ft	56	SF	$40	**$2,224**
18752	244.4 to 248.0 feet	Cross Slope (PAR)	4.0-5.0%	4 ft	14	SF	$120	**$1,728**
18754	248.0 to 255.2 feet	Cross Slope (PAR)	2.0-3.0%	4 ft	29	SF	$120	**$3,456**
59065	251.8 to 263.8 feet	Driveway				REF		

Funding Source: TBD **Year to be Completed** TBD

Street Side	Run ID	Survey Street Name	Starting Street Name	End Street Name	Priority
W	1909241057	ROOSEVELT DR	1512 ROOSEVELT DR	WASHINGTON DR	90.25

ID	Dist. from Corner	Barrier Type	As-is Measurement/Notes	Sidewalk Width	Qty	Unit	Cost	Total
18757	262.4 to 266.5 feet	Cross Slope (Driveway)	2.0-3.0%	4 ft	16	SF	$40	$656
18759	267.3 to 279.8 feet	Cross Slope (PAR)	4.0-5.0%	4 ft	50	SF	$120	$6,000
18763	279.8 to 284.4 feet	Cross Slope (PAR)	2.0-3.0%	4 ft	18	SF	$120	$2,208
18765	299.2 to 301.7 feet	Cross Slope (PAR)	2.0-3.0%	4 ft	10	SF	$120	$1,200
56689	314.1 to 315.1 feet	Vertical Change	.5	4 ft	4	SF	$75	$300
18766	316.7 to 317.7 feet	Cross Slope (PAR)	2.0-3.0%	4 ft	4	SF	$120	$480
18767	320.1 to 333.1 feet	Cross Slope (PAR)	2.0-3.0%	4 ft	52	SF	$120	$6,240
18770	335.3 to 350.0 feet	Cross Slope (PAR)	2.0-3.0%	4 ft	59	SF	$120	$7,056
54547	344.9 to 345.9 feet	Vertical Change	.3	4 ft	4	REF		
18774	352.0 to 355.4 feet	Cross Slope (PAR)	4.0-5.0%	4 ft	14	SF	$120	$1,632
59066	356.2 to 370.4 feet	Driveway				REF		
18776	357.2 to 367.7 feet	Cross Slope (Driveway)	2.0-3.0%	4 ft	42	SF	$40	$1,680
18780	390.5 to 440.6 feet	Cross Slope (PAR)	2.0-3.0%	4 ft	200	SF	$120	$24,048
59067	430.3 to 446.8 feet	Driveway				REF		
18792	440.8 to 463.0 feet	Cross Slope (Driveway)	4.0-5.0%	4 ft	89	SF	$40	$3,552
18798	463.0 to 466.7 feet	Cross Slope (PAR)	2.0-3.0%	4 ft	15	SF	$120	$1,776
59068	463.1 to 481.2 feet	Driveway				REF		
18800	472.7 to 497.3 feet	Cross Slope (Driveway)	3.0-4.0%	4 ft	98	SF	$40	$3,936
54548	483.2 to 484.2 feet	Vertical Change	.3	4 ft	4	REF		
18804	500.1 to 501.1 feet	Cross Slope (PAR)	5.0-6.0%	4 ft	4	SF	$120	$480
18805	501.1 to 502.1 feet	Cross Slope (PAR)	6.0-7.0%	4 ft	4	SF	$120	$480
18806	502.6 to 511.3 feet	Cross Slope (PAR)	4.0-5.0%	4 ft	35	SF	$120	$4,176
18810	513.7 to 520.2 feet	Cross Slope (PAR)	4.0-5.0%	4 ft	26	SF	$120	$3,120
18812	520.4 to 542.2 feet	Cross Slope (PAR)	2.0-3.0%	4 ft	87	SF	$120	$10,464
54549	529.3 to 530.3 feet	Vertical Change	.3	4 ft	4	REF		
18818	545.3 to 564.4 feet	Cross Slope (PAR)	2.0-3.0%	4 ft	76	SF	$120	$9,168
54550	545.6 to 546.6 feet	Vertical Change	.3	4 ft	4	REF		
59069	546.3 to 562.6 feet	Driveway				REF		
18824	564.4 to 581.6 feet	Cross Slope (PAR)	4.0-5.0%	4 ft	69	SF	$120	$8,256

Funding Source: TBD **Year to be Completed** TBD

Street Side	Run ID	Survey Street Name	Starting Street Name	End Street Name	Priority
W	1909241057	ROOSEVELT DR	1512 ROOSEVELT DR	WASHINGTON DR	90.25

ID	Dist. from Corner	Barrier Type	As-is Measurement/Notes	Sidewalk Width	Qty	Unit	Cost	Total
18826	581.6 to 582.8 feet	Cross Slope (PAR)	2.0-3.0%	4 ft	5	SF	$120	**$576**
18827	592.2 to 599.0 feet	Cross Slope (PAR)	2.0-3.0%	4 ft	27	SF	$120	**$3,264**
54551	596.8 to 597.8 feet	**Vertical Change**	.3	4 ft	4	REF		
18830	603.7 to 613.9 feet	Cross Slope (PAR)	3.0-4.0%	4 ft	41	SF	$120	**$4,896**
18834	613.9 to 617.3 feet	Cross Slope (PAR)	2.0-3.0%	4 ft	14	SF	$120	**$1,632**
59070	619.1 to 632.9 feet	Driveway				REF		
18835	624.4 to 631.8 feet	**Cross Slope (Driveway)**	2.0-3.0%	4 ft	30	SF	$40	**$1,184**
54552	632.2 to 635.8 feet	**Vertical Change**	.3	4 ft	14	REF		
59071	634.8 to 646.7 feet	Driveway				REF		
18838	635.8 to 652.3 feet	**Cross Slope (Driveway)**	2.0-3.0%	4 ft	66	SF	$40	**$2,640**
18842	652.5 to 660.2 feet	Cross Slope (PAR)	4.0-5.0%	4 ft	31	SF	$120	**$3,696**
18844	662.8 to 674.2 feet	Cross Slope (PAR)	2.0-3.0%	4 ft	46	SF	$120	**$5,472**
18846	684.5 to 689.1 feet	Cross Slope (PAR)	2.0-3.0%	4 ft	18	SF	$120	**$2,208**
18848	712.5 to 727.2 feet	Cross Slope (PAR)	2.0-3.0%	4 ft	59	SF	$120	**$7,056**
18852	728.3 to 736.6 feet	Cross Slope (PAR)	4.0-5.0%	4 ft	33	SF	$120	**$3,984**
18855	739.2 to 747.8 feet	Cross Slope (PAR)	4.0-5.0%	4 ft	34	SF	$120	**$4,128**
59072	743.8 to 766.4 feet	Driveway				REF		
18857	750.7 to 758.7 feet	**Cross Slope (Driveway)**	2.0-3.0%	4 ft	32	SF	$40	**$1,280**
18859	765.6 to 778.3 feet	**Cross Slope (Driveway)**	2.0-3.0%	4 ft	51	SF	$40	**$2,032**
54553	770.3 to 771.3 feet	**Vertical Change**	.3	4 ft	4	REF		
57433	775.4 to 776.4 feet	**Vertical Change**	1.3	4 ft	4	REF		
18862	778.3 to 789.3 feet	Cross Slope (PAR)	4.0-5.0%	4 ft	44	SF	$120	**$5,280**
54554	778.7 to 779.7 feet	**Vertical Change**	.3	4 ft	4	REF		
40498	781.7 to 782.7 feet	Running Slope	5.0-6.0%	4 ft	4	REF		
18866	789.4 to 791.8 feet	Cross Slope (PAR)	2.0-3.0%	4 ft	10	SF	$120	**$1,152**
18867	795.9 to 799.6 feet	Cross Slope (PAR)	2.0-3.0%	4 ft	15	SF	$120	**$1,776**
57525	797.5 to 798.5 feet	**Vertical Change**	2	4 ft	4	REF		
18868	803.5 to 805.3 feet	Cross Slope (PAR)	2.0-3.0%	4 ft	7	SF	$120	**$864**
59073	809.8 to 834.0 feet	Driveway				REF		

Funding Source: TBD **Year to be Completed** TBD

Street Side	Run ID	Survey Street Name	Starting Street Name	End Street Name	Priority
W	1909241057	ROOSEVELT DR	1512 ROOSEVELT DR	WASHINGTON DR	90.25

ID	Dist. from Corner	Barrier Type	As-is Measurement/Notes	Sidewalk Width	Qty	Unit	Cost	Total
56690	832.0 to 833.0 feet	Vertical Change	.5	4 ft	4	REF		
18869	834.3 to 840.8 feet	Cross Slope (Driveway)	5.0-6.0%	4 ft	26	SF	$40	**$1,040**
56120	837.3 to 838.3 feet	Vertical Change	.4	4 ft	4	REF		
18873	840.8 to 845.3 feet	Cross Slope (PAR)	3.0-4.0%	4 ft	18	SF	$120	**$2,160**
18874	845.9 to 891.8 feet	Cross Slope (PAR)	2.0-3.0%	4 ft	184	SF	$120	**$22,032**
18882	891.8 to 909.2 feet	Cross Slope (PAR)	4.0-5.0%	4 ft	70	SF	$120	**$8,352**
18887	909.2 to 912.1 feet	Cross Slope (PAR)	2.0-3.0%	4 ft	12	SF	$120	**$1,392**

TOTAL COST FOR: W *side of* **ROOSEVELT DR** *Starting at:* **1512 ROOSEVELT DR** **$268,124.00**

Funding Source: TBD **Year to be Completed** TBD

Street Side	Run ID	Survey Street Name	Starting Street Name	End Street Name	Priority
W	1909241047	ROOSEVELT DR	15TH ST	1512 ROOSEVELT DR	63

ID	Dist. from Corner	Barrier Type	As-is Measurement/Notes	Sidewalk Width	Qty	Unit	Cost	Total
18888	7.6 to 23.2 feet	Cross Slope (PAR)	4.0-5.0%	4 ft	62	SF	$120	**$7,488**
56121	17.6 to 18.6 feet	**Vertical Change**	.4	4 ft	4	REF		
18891	23.8 to 45.1 feet	Cross Slope (PAR)	2.0-3.0%	4 ft	85	SF	$120	**$10,224**
18898	54.4 to 63.7 feet	Cross Slope (PAR)	2.0-3.0%	4 ft	37	SF	$120	**$4,464**
18901	68.8 to 100.8 feet	Cross Slope (PAR)	2.0-3.0%	4 ft	128	SF	$120	**$15,360**
59074	77.1 to 94.4 feet	Driveway				REF		
56122	79.1 to 80.1 feet	**Vertical Change**	.4	4 ft	4	REF		
56691	89.4 to 90.4 feet	**Vertical Change**	.5	4 ft	4	REF		
18909	103.1 to 106.6 feet	Cross Slope (PAR)	3.0-4.0%	4 ft	14	SF	$120	**$1,680**
18910	106.8 to 113.3 feet	Cross Slope (PAR)	2.0-3.0%	4 ft	26	SF	$120	**$3,120**
18911	116.0 to 119.1 feet	Cross Slope (PAR)	3.0-4.0%	4 ft	12	SF	$120	**$1,488**
18913	119.3 to 122.2 feet	Cross Slope (PAR)	2.0-3.0%	4 ft	12	SF	$120	**$1,392**
59075	122.7 to 144.3 feet	Driveway				REF		
18914	125.3 to 141.8 feet	**Cross Slope (Driveway)**	3.0-4.0%	4 ft	66	SF	$40	**$2,640**
56123	140.4 to 141.4 feet	**Vertical Change**	.4	4 ft	4	REF		
18918	141.8 to 154.0 feet	**Cross Slope (Driveway)**	2.0-3.0%	4 ft	49	SF	$40	**$1,952**
18921	160.6 to 172.6 feet	Cross Slope (PAR)	3.0-4.0%	4 ft	48	SF	$120	**$5,760**
18926	172.8 to 186.1 feet	Cross Slope (PAR)	5.0-6.0%	4 ft	53	SF	$120	**$6,384**
56124	177.8 to 178.8 feet	**Vertical Change**	.4	4 ft	4	REF		
18929	186.1 to 197.3 feet	Cross Slope (PAR)	6.0-7.0%	4 ft	45	SF	$120	**$5,376**
59076	195.1 to 203.5 feet	Driveway				REF		
18932	197.3 to 200.3 feet	**Cross Slope (Driveway)**	5.0-6.0%	4 ft	12	SF	$40	**$480**
18934	200.3 to 202.8 feet	**Cross Slope (Driveway)**	3.0-4.0%	4 ft	10	SF	$40	**$400**
18935	203.3 to 210.9 feet	**Cross Slope (Driveway)**	2.0-3.0%	4 ft	30	SF	$40	**$1,216**
18937	213.4 to 221.7 feet	Cross Slope (PAR)	4.0-5.0%	4 ft	33	SF	$120	**$3,984**
18940	224.0 to 237.5 feet	Cross Slope (PAR)	5.0-6.0%	4 ft	54	SF	$120	**$6,480**
18943	237.7 to 241.4 feet	Cross Slope (PAR)	3.0-4.0%	4 ft	15	SF	$120	**$1,776**
18944	242.1 to 246.6 feet	Cross Slope (PAR)	5.0-6.0%	4 ft	18	SF	$120	**$2,160**

Funding Source: TBD **Year to be Completed** TBD

Street Side	Run ID	Survey Street Name	Starting Street Name	End Street Name	Priority
W	1909241047	ROOSEVELT DR	15TH ST	1512 ROOSEVELT DR	63

ID	Dist. from Corner	Barrier Type	As-is Measurement/Notes	Sidewalk Width	Qty	Unit	Cost	Total
18946	248.2 to 255.7 feet	Cross Slope (PAR)	3.0-4.0%	4 ft	30	SF	$120	**$3,600**
18949	255.7 to 263.3 feet	Cross Slope (PAR)	5.0-6.0%	4 ft	30	SF	$120	**$3,648**
18952	264.0 to 282.0 feet	Cross Slope (PAR)	3.0-4.0%	4 ft	72	SF	$120	**$8,640**

TOTAL COST FOR: W *side of* **ROOSEVELT DR** *Starting at:* **15TH ST** **$99,712.00**

Funding Source: TBD **Year to be Completed** TBD

Street Side	Run ID	Survey Street Name	Starting Street Name	End Street Name	Priority
E	1909241357	ROOSEVELT DR	ADAMS DR	WASHINGTON DR	46

ID	Dist. from Corner	Barrier Type	As-is Measurement/Notes	Sidewalk Width	Qty	Unit	Cost	Total
54400	40.8 to 41.8 feet	Vertical Change	.3	5 ft	5	LF	$75	**$375**
54401	57.8 to 58.8 feet	Vertical Change	.3	5 ft	5	LF	$75	**$375**
56671	74.6 to 75.6 feet	Vertical Change	.5	5 ft	5	SF	$75	**$375**
54402	91.7 to 92.7 feet	Vertical Change	.3	5 ft	5	LF	$75	**$375**
16887	95.2 to 96.4 feet	Cross Slope (PAR)	2.0-3.0%	5 ft	6	SF	$120	**$720**
16888	104.5 to 108.2 feet	Cross Slope (PAR)	2.0-3.0%	5 ft	19	SF	$120	**$2,220**
16889	115.8 to 151.8 feet	Cross Slope (PAR)	2.0-3.0%	5 ft	180	SF	$120	**$21,600**

TOTAL COST FOR: E *side of* **ROOSEVELT DR** *Starting at:* **ADAMS DR** **$26,040.00**

Funding Source: TBD **Year to be Completed** TBD

Street Side	Run ID	Survey Street Name	Starting Street Name	End Street Name	Priority
S	1909241341	ROOSEVELT DR	ROOSEVELT DR	TRUMAN DR	103.25

ID	Dist. from Corner	Barrier Type	As-is Measurement/Notes	Sidewalk Width	Qty	Unit	Cost	Total
17074	3.9 to 8.5 feet	Cross Slope (PAR)	2.0-3.0%	5 ft	23	SF	$120	**$2,760**
17076	9.4 to 11.0 feet	Cross Slope (PAR)	5.0-6.0%	5 ft	8	SF	$120	**$960**
54420	9.5 to 10.5 feet	**Vertical Change**	.3	5 ft	5	REF		
58951	10.4 to 53.3 feet	Driveway				REF		
57605	12.2 to 13.2 feet	**Vertical Change**	3	5 ft	5	REF		
17077	12.5 to 13.6 feet	**Cross Slope (Driveway)**	8.0-9.0%	5 ft	6	SF	$40	**$220**
17078	16.3 to 19.8 feet	**Cross Slope (Driveway)**	12.0-13.0%	5 ft	18	SF	$40	**$700**
54421	20.4 to 21.4 feet	**Vertical Change**	.3	5 ft	5	REF		
17080	20.8 to 27.2 feet	**Cross Slope (Driveway)**	9.0-10.0%	5 ft	32	SF	$40	**$1,280**
17082	27.2 to 44.8 feet	**Cross Slope (Driveway)**	7.0-8.0%	5 ft	88	SF	$40	**$3,520**
17086	44.8 to 48.1 feet	**Cross Slope (Driveway)**	9.0-10.0%	5 ft	17	SF	$40	**$660**
17088	48.1 to 50.3 feet	**Cross Slope (Driveway)**	7.0-8.0%	5 ft	11	SF	$40	**$440**
17090	51.8 to 52.8 feet	**Cross Slope (Driveway)**	3.0-4.0%	5 ft	5	SF	$40	**$200**
17091	53.2 to 59.1 feet	**Cross Slope (Driveway)**	2.0-3.0%	5 ft	30	SF	$40	**$1,180**
17092	63.8 to 66.3 feet	Cross Slope (PAR)	2.0-3.0%	5 ft	13	SF	$120	**$1,500**
54422	68.2 to 69.2 feet	**Vertical Change**	.3	5 ft	5	LF	$75	**$375**
17093	70.3 to 80.3 feet	Cross Slope (PAR)	2.0-3.0%	5 ft	50	SF	$120	**$6,000**
64	88.8 to 89.8 feet	**Continuous Width**		5 ft	5	SF	$120	**$600**
17095	90.1 to 95.3 feet	Cross Slope (PAR)	2.0-3.0%	5 ft	26	SF	$120	**$3,120**
58952	94.1 to 120.1 feet	Driveway				REF		
17097	99.1 to 108.1 feet	**Cross Slope (Driveway)**	10.0-11.0%	5 ft	45	SF	$40	**$1,800**
17099	108.1 to 116.4 feet	**Cross Slope (Driveway)**	12.0-13.0%	5 ft	42	SF	$40	**$1,660**
17101	116.4 to 117.6 feet	**Cross Slope (Driveway)**	10.0-11.0%	5 ft	6	SF	$40	**$240**
40457	117.9 to 119.3 feet	Running Slope	6.0-7.0%	5 ft	7	REF		
57006	118.8 to 119.8 feet	**Vertical Change**	.6	5 ft	5	REF		
17102	120.2 to 125.8 feet	**Cross Slope (Driveway)**	5.0-6.0%	5 ft	28	SF	$40	**$1,120**
17104	126.6 to 138.4 feet	Cross Slope (PAR)	3.0-4.0%	5 ft	59	SF	$120	**$7,080**
17106	138.4 to 140.8 feet	Cross Slope (PAR)	2.0-3.0%	5 ft	12	SF	$120	**$1,440**

Funding Source: TBD **Year to be Completed** TBD

Street Side	Run ID	Survey Street Name	Starting Street Name	End Street Name	Priority
S	1909241341	ROOSEVELT DR	ROOSEVELT DR	TRUMAN DR	103.25

ID	Dist. from Corner	Barrier Type	As-is Measurement/Notes	Sidewalk Width	Qty	Unit	Cost	Total
17107	142.9 to 148.1 feet	Cross Slope (PAR)	2.0-3.0%	5 ft	26	SF	$120	**$3,120**
17108	155.5 to 157.5 feet	Cross Slope (PAR)	2.0-3.0%	5 ft	10	SF	$120	**$1,200**
54423	170.8 to 171.8 feet	**Vertical Change**	.3	5 ft	5	LF	$75	**$375**
17109	178.7 to 183.3 feet	Cross Slope (PAR)	2.0-3.0%	5 ft	23	SF	$120	**$2,760**
17111	191.2 to 219.3 feet	Cross Slope (PAR)	2.0-3.0%	5 ft	141	SF	$120	**$16,860**
17114	220.3 to 222.5 feet	Cross Slope (PAR)	4.0-5.0%	5 ft	11	SF	$120	**$1,320**
54424	220.9 to 221.9 feet	**Vertical Change**	.3	5 ft	5	REF		
58953	221.1 to 247.3 feet	Driveway				REF		
17115	226.3 to 243.3 feet	**Cross Slope (Driveway)**	11.0-12.0%	5 ft	85	SF	$40	**$3,400**
54425	245.6 to 246.6 feet	**Vertical Change**	.3	5 ft	5	REF		
17121	247.8 to 252.0 feet	Cross Slope (PAR)	2.0-3.0%	5 ft	21	SF	$120	**$2,520**
17123	254.3 to 256.3 feet	Cross Slope (PAR)	6.0-7.0%	5 ft	10	SF	$120	**$1,200**
57170	254.7 to 255.7 feet	**Vertical Change**	.7	5 ft	5	REF		
58954	256.8 to 281.9 feet	Driveway				REF		
17124	257.1 to 258.2 feet	**Cross Slope (Driveway)**	4.0-5.0%	5 ft	5	SF	$40	**$220**
17125	261.2 to 278.2 feet	**Cross Slope (Driveway)**	11.0-12.0%	5 ft	85	SF	$40	**$3,400**
54426	280.5 to 281.5 feet	**Vertical Change**	.3	5 ft	5	REF		
17131	282.8 to 284.2 feet	Cross Slope (PAR)	2.0-3.0%	5 ft	7	SF	$120	**$840**
17132	298.3 to 320.3 feet	Cross Slope (PAR)	2.0-3.0%	5 ft	110	SF	$120	**$13,200**
17135	328.7 to 331.2 feet	Cross Slope (PAR)	2.0-3.0%	5 ft	13	SF	$120	**$1,500**
17136	342.1 to 343.8 feet	Cross Slope (PAR)	2.0-3.0%	5 ft	9	SF	$120	**$1,020**
17137	346.4 to 355.8 feet	Cross Slope (PAR)	2.0-3.0%	5 ft	47	SF	$120	**$5,640**
17139	360.3 to 379.1 feet	Cross Slope (PAR)	2.0-3.0%	5 ft	94	SF	$120	**$11,280**
56674	367.7 to 368.7 feet	**Vertical Change**	.5	5 ft	5	REF		
17143	379.1 to 383.8 feet	Cross Slope (PAR)	4.0-5.0%	5 ft	24	SF	$120	**$2,820**
58955	383.2 to 410.8 feet	Driveway				REF		
17145	389.6 to 393.4 feet	**Cross Slope (Driveway)**	11.0-12.0%	5 ft	19	SF	$40	**$760**
17147	394.3 to 400.6 feet	**Cross Slope (Driveway)**	9.0-10.0%	5 ft	32	SF	$40	**$1,260**

Funding Source: TBD **Year to be Completed** TBD

Street Side	Run ID	Survey Street Name	Starting Street Name	End Street Name	Priority
S	1909241341	ROOSEVELT DR	ROOSEVELT DR	TRUMAN DR	103.25

ID	Dist. from Corner	Barrier Type	As-is Measurement/Notes	Sidewalk Width	Qty	Unit	Cost	Total
17149	400.6 to 406.5 feet	Cross Slope (Driveway)	11.0-12.0%	5 ft	30	SF	$40	$1,180
54427	415.5 to 416.5 feet	Vertical Change	.3	5 ft	5	LF	$75	$375
57007	447.7 to 448.7 feet	Vertical Change	.6	5 ft	5	REF		
17152	448.4 to 452.1 feet	Cross Slope (PAR)	2.0-3.0%	5 ft	19	SF	$120	$2,220
17153	458.4 to 462.3 feet	Cross Slope (PAR)	2.0-3.0%	5 ft	20	SF	$120	$2,340
58956	463.3 to 489.8 feet	Driveway				REF		
57303	463.6 to 464.6 feet	Vertical Change	.9	5 ft	5	REF		
40458	465.3 to 466.3 feet	Running Slope	5.0-6.0%	5 ft	5	REF		
17154	469.1 to 471.5 feet	Cross Slope (Driveway)	9.0-10.0%	5 ft	12	SF	$40	$480
17156	471.5 to 482.7 feet	Cross Slope (Driveway)	11.0-12.0%	5 ft	56	SF	$40	$2,240
17159	483.0 to 485.6 feet	Cross Slope (Driveway)	9.0-10.0%	5 ft	13	SF	$40	$520
54428	488.7 to 489.7 feet	Vertical Change	.3	5 ft	5	REF		
58957	498.1 to 524.3 feet	Driveway				REF		
17160	506.1 to 508.5 feet	Cross Slope (Driveway)	8.0-9.0%	5 ft	12	SF	$40	$480
17162	508.8 to 520.2 feet	Cross Slope (Driveway)	10.0-11.0%	5 ft	57	SF	$40	$2,280
54429	523.0 to 524.0 feet	Vertical Change	.3	5 ft	5	REF		
17165	555.5 to 562.0 feet	Cross Slope (PAR)	2.0-3.0%	5 ft	33	SF	$120	$3,900
17167	563.6 to 569.1 feet	Cross Slope (PAR)	6.0-7.0%	5 ft	28	SF	$120	$3,300
17169	569.4 to 572.2 feet	Cross Slope (PAR)	5.0-6.0%	5 ft	14	SF	$120	$1,680
54430	570.6 to 571.6 feet	Vertical Change	.3	5 ft	5	REF		
17171	572.2 to 582.9 feet	Cross Slope (PAR)	6.0-7.0%	5 ft	53	SF	$120	$6,420
17174	586.3 to 596.1 feet	Cross Slope (PAR)	7.0-8.0%	5 ft	49	SF	$120	$5,880
54431	589.7 to 590.7 feet	Vertical Change	.3	5 ft	5	REF		
17177	596.1 to 614.0 feet	Cross Slope (PAR)	5.0-6.0%	5 ft	90	SF	$120	$10,740
54432	602.0 to 603.0 feet	Vertical Change	.3	5 ft	5	REF		
17184	614.0 to 615.8 feet	Cross Slope (PAR)	3.0-4.0%	5 ft	9	SF	$120	$1,080
17185	616.7 to 627.9 feet	Cross Slope (PAR)	2.0-3.0%	5 ft	56	SF	$120	$6,720
58958	626.1 to 652.3 feet	Driveway				REF		

Funding Source: TBD **Year to be Completed** TBD

Street Side	Run ID	Survey Street Name	Starting Street Name	End Street Name	Priority
S	1909241341	ROOSEVELT DR	ROOSEVELT DR	TRUMAN DR	103.25

ID	Dist. from Corner	Barrier Type	As-is Measurement/Notes	Sidewalk Width	Qty	Unit	Cost	Total
40459	628.3 to 629.6 feet	Running Slope	5.0-6.0%	5 ft	7	REF		
17187	632.8 to 649.3 feet	Cross Slope (Driveway)	11.0-12.0%	5 ft	83	SF	$40	$3,300
58959	709.8 to 736.3 feet	Driveway				REF		
17191	715.8 to 732.2 feet	Cross Slope (Driveway)	10.0-11.0%	5 ft	82	SF	$40	$3,280
54433	735.0 to 736.0 feet	Vertical Change	.3	5 ft	5	REF		
17195	738.4 to 746.2 feet	Cross Slope (PAR)	3.0-4.0%	5 ft	39	SF	$120	$4,680
17198	746.2 to 761.6 feet	Cross Slope (PAR)	2.0-3.0%	5 ft	77	SF	$120	$9,240
17200	764.3 to 766.3 feet	Cross Slope (PAR)	3.0-4.0%	5 ft	10	SF	$120	$1,200
17201	766.8 to 787.3 feet	Cross Slope (PAR)	2.0-3.0%	5 ft	103	SF	$120	$12,300
58960	788.6 to 814.7 feet	Driveway				REF		
56070	789.4 to 790.4 feet	Vertical Change	.4	5 ft	5	REF		
17207	789.8 to 791.2 feet	Cross Slope (Driveway)	3.0-4.0%	5 ft	7	SF	$40	$280
17208	796.1 to 810.6 feet	Cross Slope (Driveway)	12.0-13.0%	5 ft	73	SF	$40	$2,900
17211	810.6 to 811.7 feet	Cross Slope (Driveway)	10.0-11.0%	5 ft	6	SF	$40	$220
17212	814.8 to 822.6 feet	Cross Slope (Driveway)	4.0-5.0%	5 ft	39	SF	$40	$1,560
58961	823.5 to 849.8 feet	Driveway				REF		
17214	828.4 to 836.3 feet	Cross Slope (Driveway)	7.0-8.0%	5 ft	40	SF	$40	$1,580
17217	836.3 to 846.3 feet	Cross Slope (Driveway)	9.0-10.0%	5 ft	50	SF	$40	$2,000
17221	849.2 to 850.2 feet	Cross Slope (Driveway)	3.0-4.0%	5 ft	5	SF	$40	$200
17222	850.2 to 862.8 feet	Cross Slope (Driveway)	2.0-3.0%	5 ft	63	SF	$40	$2,520
17226	868.7 to 876.6 feet	Cross Slope (PAR)	2.0-3.0%	5 ft	40	SF	$120	$4,740
54434	883.7 to 884.7 feet	Vertical Change	.3	5 ft	5	LF	$75	$375
57304	887.6 to 888.6 feet	Vertical Change	.9	5 ft	5	SF	$75	$375
17228	889.0 to 891.8 feet	Cross Slope (PAR)	3.0-4.0%	5 ft	14	SF	$120	$1,680
17230	891.8 to 893.2 feet	Cross Slope (PAR)	5.0-6.0%	5 ft	7	SF	$120	$840
57251	893.3 to 894.3 feet	Vertical Change	.8	5 ft	5	SF	$75	$375
17231	896.5 to 902.6 feet	Cross Slope (PAR)	10.0-11.0%	5 ft	31	SF	$120	$3,660
17232	905.8 to 954.9 feet	Cross Slope (PAR)	4.0-5.0%	5 ft	246	SF	$120	$29,460

Funding Source: TBD **Year to be Completed** TBD

Street Side	Run ID	Survey Street Name	Starting Street Name	End Street Name	Priority
S	1909241341	ROOSEVELT DR	ROOSEVELT DR	TRUMAN DR	103.25

ID	Dist. from Corner	Barrier Type	As-is Measurement/Notes	Sidewalk Width	Qty	Unit	Cost	Total
54435	952.8 to 953.8 feet	Vertical Change	.3	5 ft	5	REF		
58962	952.9 to 978.2 feet	Driveway				REF		
40460	954.4 to 956.1 feet	Running Slope	5.0-6.0%	5 ft	9	REF		
17239	958.2 to 969.5 feet	Cross Slope (Driveway)	12.0-13.0%	5 ft	57	SF	$40	**$2,260**
17243	971.1 to 974.6 feet	Cross Slope (Driveway)	10.0-11.0%	5 ft	18	SF	$40	**$700**
17244	990.9 to 992.5 feet	Cross Slope (PAR)	2.0-3.0%	5 ft	8	SF	$120	**$960**
54436	998.4 to 999.4 feet	Vertical Change	.3	5 ft	5	LF	$75	**$375**
58963	1036.0 to 1062.4 feet	Driveway				REF		
17245	1041.9 to 1058.1 feet	Cross Slope (Driveway)	9.0-10.0%	5 ft	81	SF	$40	**$3,240**
17248	1063.0 to 1073.3 feet	Cross Slope (PAR)	2.0-3.0%	5 ft	52	SF	$120	**$6,180**
58964	1071.1 to 1097.8 feet	Driveway				REF		
40461	1073.0 to 1075.2 feet	Running Slope	5.0-6.0%	5 ft	11	REF		
17251	1077.0 to 1094.4 feet	Cross Slope (Driveway)	10.0-11.0%	5 ft	87	SF	$40	**$3,480**
17258	1098.3 to 1202.7 feet	Cross Slope (Driveway)	2.0-3.0%	5 ft	522	SF	$40	**$20,880**
56675	1135.7 to 1136.7 feet	Vertical Change	.5	5 ft	5	REF		
54437	1142.0 to 1143.0 feet	Vertical Change	.3	5 ft	5	REF		
54438	1146.6 to 1147.6 feet	Vertical Change	.3	5 ft	5	REF		
58965	1200.8 to 1227.3 feet	Driveway				REF		
56071	1202.1 to 1203.1 feet	Vertical Change	.4	5 ft	5	REF		
17273	1209.0 to 1221.0 feet	Cross Slope (Driveway)	13.014	5 ft	60	SF	$40	**$2,400**
17277	1221.0 to 1225.2 feet	Cross Slope (Driveway)	11.0-12.0%	5 ft	21	SF	$40	**$840**
56072	1226.9 to 1227.9 feet	Vertical Change	.4	5 ft	5	REF		
17279	1228.2 to 1229.9 feet	Cross Slope (PAR)	4.0-5.0%	5 ft	9	SF	$120	**$1,020**
17280	1232.7 to 1238.9 feet	Cross Slope (PAR)	4.0-5.0%	5 ft	31	SF	$120	**$3,720**

TOTAL COST FOR: S *side of* **ROOSEVELT DR** *Starting at:* **ROOSEVELT DR** **$296,205.00**

Funding Source: TBD **Year to be Completed** TBD

Street Side	Run ID	Survey Street Name	Starting Street Name	End Street Name	Priority
N	1909241354	ROOSEVELT DR	TRUMAN DR	ROOSEVELT DR	97.25

ID	Dist. from Corner	Barrier Type	As-is Measurement/Notes	Sidewalk Width	Qty	Unit	Cost	Total
16896	0.0 to 6.3 feet	Cross Slope (PAR)	3.0-4.0%	5 ft	32	SF	$120	**$3,780**
58937	4.4 to 30.0 feet	Driveway				REF		
54403	4.8 to 5.8 feet	**Vertical Change**	.3	5 ft	5	REF		
40450	6.3 to 8.3 feet	Running Slope	5.0-6.0%	5 ft	10	REF		
16898	9.6 to 25.8 feet	**Cross Slope (Driveway)**	11.0-12.0%	5 ft	81	SF	$40	**$3,240**
56064	28.3 to 29.3 feet	**Vertical Change**	.4	5 ft	5	REF		
16903	29.5 to 31.0 feet	**Cross Slope (Driveway)**	3.0-4.0%	5 ft	8	SF	$40	**$300**
16904	31.0 to 40.2 feet	Cross Slope (PAR)	2.0-3.0%	5 ft	46	SF	$120	**$5,520**
16905	45.1 to 48.4 feet	Cross Slope (PAR)	2.0-3.0%	5 ft	17	SF	$120	**$1,980**
58938	73.1 to 100.0 feet	Driveway				REF		
40451	75.7 to 77.0 feet	Running Slope	6.0-7.0%	5 ft	7	REF		
16906	80.3 to 96.6 feet	**Cross Slope (Driveway)**	10.0-11.0%	5 ft	82	SF	$40	**$3,260**
16913	98.7 to 105.8 feet	**Cross Slope (Driveway)**	4.0-5.0%	5 ft	36	SF	$40	**$1,420**
16916	105.8 to 112.4 feet	Cross Slope (PAR)	2.0-3.0%	5 ft	33	SF	$120	**$3,960**
16919	115.3 to 158.8 feet	Cross Slope (PAR)	2.0-3.0%	5 ft	218	SF	$120	**$26,100**
16927	158.8 to 204.3 feet	Cross Slope (PAR)	4.0-5.0%	5 ft	227	SF	$120	**$27,300**
57302	168.6 to 169.6 feet	**Vertical Change**	.9	5 ft	5	REF		
58939	202.1 to 228.6 feet	Driveway				REF		
40452	204.0 to 205.1 feet	Running Slope	5.0-6.0%	5 ft	6	REF		
16934	207.9 to 215.7 feet	**Cross Slope (Driveway)**	12.0-13.0%	5 ft	39	SF	$40	**$1,560**
16937	218.1 to 223.2 feet	**Cross Slope (Driveway)**	11.0-12.0%	5 ft	26	SF	$40	**$1,020**
54404	227.2 to 228.2 feet	**Vertical Change**	.3	5 ft	5	REF		
16939	228.3 to 239.3 feet	**Cross Slope (Driveway)**	5.0-6.0%	5 ft	55	SF	$40	**$2,200**
16942	239.3 to 245.1 feet	Cross Slope (PAR)	3.0-4.0%	5 ft	29	SF	$120	**$3,480**
58940	242.5 to 268.7 feet	Driveway				REF		
16944	250.8 to 263.7 feet	**Cross Slope (Driveway)**	11.0-12.0%	5 ft	65	SF	$40	**$2,580**
16948	269.0 to 291.3 feet	**Cross Slope (Driveway)**	2.0-3.0%	5 ft	112	SF	$40	**$4,460**
16951	324.6 to 328.8 feet	Cross Slope (PAR)	2.0-3.0%	5 ft	21	SF	$120	**$2,520**
54405	326.8 to 327.8 feet	**Vertical Change**	.3	5 ft	5	REF		

Funding Source: TBD **Year to be Completed** TBD

Street Side	Run ID	Survey Street Name	Starting Street Name	End Street Name	Priority
N	1909241354	ROOSEVELT DR	TRUMAN DR	ROOSEVELT DR	97.25

ID	Dist. from Corner	Barrier Type	As-is Measurement/Notes	Sidewalk Width	Qty	Unit	Cost	Total
58941	327.0 to 353.3 feet	Driveway				REF		
16954	332.1 to 349.7 feet	Cross Slope (Driveway)	11.0-12.0%	5 ft	88	SF	$40	$3,520
16960	353.5 to 376.9 feet	Cross Slope (PAR)	2.0-3.0%	5 ft	117	SF	$120	$14,040
16965	378.3 to 412.3 feet	Cross Slope (PAR)	4.0-5.0%	5 ft	170	SF	$120	$20,400
62	408.0 to 409.0 feet	Continuous Width		5 ft	5	SF	$120	$600
58942	410.8 to 436.8 feet	Driveway				REF		
16969	415.5 to 433.2 feet	Cross Slope (Driveway)	10.0-11.0%	5 ft	89	SF	$40	$3,540
16976	437.2 to 473.3 feet	Cross Slope (Driveway)	2.0-3.0%	5 ft	181	SF	$40	$7,220
54406	472.2 to 473.2 feet	Vertical Change	.3	5 ft	5	REF		
16980	473.3 to 504.4 feet	Cross Slope (PAR)	4.0-5.0%	5 ft	156	SF	$120	$18,660
54407	489.2 to 490.2 feet	Vertical Change	.3	5 ft	5	REF		
56065	505.6 to 506.6 feet	Vertical Change	.4	5 ft	5	REF		
16987	506.1 to 508.5 feet	Cross Slope (PAR)	2.0-3.0%	5 ft	12	SF	$120	$1,440
16988	516.9 to 521.0 feet	Cross Slope (PAR)	2.0-3.0%	5 ft	21	SF	$120	$2,460
63	531.6 to 532.6 feet	Continuous Width		5 ft	5	SF	$120	$600
56066	539.1 to 540.1 feet	Vertical Change	.4	5 ft	5	LF	$75	$375
58943	539.3 to 565.7 feet	Driveway				REF		
16989	544.0 to 561.9 feet	Cross Slope (Driveway)	11.0-12.0%	5 ft	90	SF	$40	$3,580
40453	563.8 to 564.9 feet	Running Slope	6.0-7.0%	5 ft	6	REF		
56067	564.4 to 565.4 feet	Vertical Change	.4	5 ft	5	REF		
16994	565.8 to 581.3 feet	Cross Slope (Driveway)	4.0-5.0%	5 ft	78	SF	$40	$3,100
54408	579.3 to 580.3 feet	Vertical Change	.3	5 ft	5	REF		
58944	579.6 to 605.3 feet	Driveway				REF		
40454	581.3 to 582.3 feet	Running Slope	6.0-7.0%	5 ft	5	REF		
16997	584.6 to 601.2 feet	Cross Slope (Driveway)	10.0-11.0%	5 ft	83	SF	$40	$3,320
17001	601.2 to 602.3 feet	Cross Slope (Driveway)	8.0-9.0%	5 ft	5	SF	$40	$220
56068	604.1 to 605.1 feet	Vertical Change	.4	5 ft	5	REF		
17002	605.3 to 606.6 feet	Cross Slope (Driveway)	2.0-3.0%	5 ft	7	SF	$40	$260
17003	608.7 to 614.4 feet	Cross Slope (PAR)	2.0-3.0%	5 ft	28	SF	$120	$3,420

Funding Source: TBD **Year to be Completed** TBD

Street Side	Run ID	Survey Street Name	Starting Street Name	End Street Name	Priority
N	1909241354	ROOSEVELT DR	TRUMAN DR	ROOSEVELT DR	97.25

ID	Dist. from Corner	Barrier Type	As-is Measurement/Notes	Sidewalk Width	Qty	Unit	Cost	Total
17004	621.8 to 629.0 feet	Cross Slope (PAR)	2.0-3.0%	5 ft	36	SF	$120	**$4,320**
54409	630.5 to 631.5 feet	**Vertical Change**	.3	5 ft	5	LF	$75	**$375**
17005	632.9 to 644.5 feet	Cross Slope (PAR)	2.0-3.0%	5 ft	58	SF	$120	**$6,960**
54410	641.7 to 642.7 feet	**Vertical Change**	.3	5 ft	5	REF		
17007	659.8 to 666.5 feet	Cross Slope (PAR)	2.0-3.0%	5 ft	34	SF	$120	**$4,020**
58945	663.3 to 689.9 feet	Driveway				REF		
17009	669.7 to 673.9 feet	**Cross Slope (Driveway)**	9.0-10.0%	5 ft	21	SF	$40	**$840**
17011	673.9 to 683.6 feet	**Cross Slope (Driveway)**	11.0-12.0%	5 ft	49	SF	$40	**$1,940**
17014	683.9 to 685.5 feet	**Cross Slope (Driveway)**	9.0-10.0%	5 ft	8	SF	$40	**$320**
40455	686.2 to 687.6 feet	Running Slope	5.0-6.0%	5 ft	7	REF		
17015	689.5 to 691.3 feet	**Cross Slope (Driveway)**	2.0-3.0%	5 ft	9	SF	$40	**$360**
17016	698.3 to 724.8 feet	Cross Slope (PAR)	2.0-3.0%	5 ft	133	SF	$120	**$15,900**
54411	709.4 to 710.4 feet	**Vertical Change**	.3	5 ft	5	REF		
17019	727.1 to 749.1 feet	Cross Slope (PAR)	2.0-3.0%	5 ft	110	SF	$120	**$13,200**
54412	729.6 to 730.6 feet	**Vertical Change**	.3	5 ft	5	REF		
58946	748.0 to 774.1 feet	Driveway				REF		
17022	752.3 to 757.9 feet	**Cross Slope (Driveway)**	10.0-11.0%	5 ft	28	SF	$40	**$1,120**
17024	757.9 to 766.6 feet	**Cross Slope (Driveway)**	12.0-13.0%	5 ft	44	SF	$40	**$1,740**
17027	766.6 to 769.2 feet	**Cross Slope (Driveway)**	10.0-11.0%	5 ft	13	SF	$40	**$520**
54413	772.5 to 773.5 feet	**Vertical Change**	.3	5 ft	5	REF		
17028	773.6 to 774.6 feet	**Cross Slope (Driveway)**	2.0-3.0%	5 ft	5	SF	$40	**$200**
17029	781.5 to 796.6 feet	Cross Slope (PAR)	2.0-3.0%	5 ft	76	SF	$120	**$9,060**
17030	799.4 to 809.2 feet	Cross Slope (PAR)	2.0-3.0%	5 ft	49	SF	$120	**$5,880**
17032	828.3 to 844.5 feet	Cross Slope (PAR)	2.0-3.0%	5 ft	81	SF	$120	**$9,720**
17033	864.7 to 877.3 feet	Cross Slope (PAR)	2.0-3.0%	5 ft	63	SF	$120	**$7,560**
58947	875.3 to 901.5 feet	Driveway				REF		
56672	875.5 to 876.5 feet	**Vertical Change**	.5	5 ft	5	REF		
17035	881.1 to 898.8 feet	**Cross Slope (Driveway)**	10.0-11.0%	5 ft	89	SF	$40	**$3,540**

Funding Source: TBD **Year to be Completed** TBD

Street Side	Run ID	Survey Street Name	Starting Street Name	End Street Name	Priority
N	1909241354	ROOSEVELT DR	TRUMAN DR	ROOSEVELT DR	97.25

ID	Dist. from Corner	Barrier Type	As-is Measurement/Notes	Sidewalk Width	Qty	Unit	Cost	Total
17043	901.9 to 917.1 feet	Cross Slope (Driveway)	2.0-3.0%	5 ft	76	SF	$40	$3,040
56673	915.8 to 916.8 feet	Vertical Change	.5	5 ft	5	REF		
58948	916.3 to 941.8 feet	Driveway				REF		
17045	917.1 to 918.1 feet	Cross Slope (Driveway)	4.0-5.0%	5 ft	5	SF	$40	$200
17046	922.4 to 932.1 feet	Cross Slope (Driveway)	11.0-12.0%	5 ft	49	SF	$40	$1,940
17050	934.3 to 938.1 feet	Cross Slope (Driveway)	11.0-12.0%	5 ft	19	SF	$40	$760
17052	942.2 to 943.8 feet	Cross Slope (Driveway)	3.0-4.0%	5 ft	8	SF	$40	$320
17053	943.8 to 1000.8 feet	Cross Slope (PAR)	2.0-3.0%	5 ft	285	SF	$120	$34,200
54414	953.6 to 954.6 feet	Vertical Change	.3	5 ft	5	REF		
56069	967.9 to 968.9 feet	Vertical Change	.4	5 ft	5	REF		
58949	999.6 to 1025.3 feet	Driveway				REF		
54415	1000.1 to 1001.1 feet	Vertical Change	.3	5 ft	5	REF		
17062	1005.3 to 1019.8 feet	Cross Slope (Driveway)	11.0-12.0%	5 ft	73	SF	$40	$2,900
17066	1020.6 to 1021.8 feet	Cross Slope (Driveway)	9.0-10.0%	5 ft	6	SF	$40	$240
54416	1024.7 to 1025.7 feet	Vertical Change	.3	5 ft	5	REF		
54417	1055.2 to 1056.2 feet	Vertical Change	.3	5 ft	5	LF	$75	$375
17067	1068.9 to 1075.2 feet	Cross Slope (PAR)	2.0-3.0%	5 ft	31	SF	$120	$3,780
54418	1071.9 to 1072.9 feet	Vertical Change	.3	5 ft	5	REF		
17068	1085.6 to 1101.6 feet	Cross Slope (PAR)	2.0-3.0%	5 ft	80	SF	$120	$9,600
58950	1121.6 to 1146.4 feet	Driveway				REF		
54419	1122.3 to 1123.3 feet	Vertical Change	.3	5 ft	5	REF		
40456	1124.5 to 1125.7 feet	Running Slope	5.0-6.0%	5 ft	6	REF		
17069	1127.4 to 1142.7 feet	Cross Slope (Driveway)	9.0-10.0%	5 ft	76	SF	$40	$3,060

TOTAL COST FOR: N *side of* **ROOSEVELT DR** *Starting at:* **TRUMAN DR** **$329,425.00**

Funding Source: TBD **Year to be Completed** TBD

Street Side	Run ID	Survey Street Name	Starting Street Name	End Street Name	Priority
E	1909241101	ROOSEVELT DR	WASHINGTON DR	WILSON WAY	68

ID	Dist. from Corner	Barrier Type	As-is Measurement/Notes	Sidewalk Width	Qty	Unit	Cost	Total
18642	2.9 to 24.1 feet	Cross Slope (PAR)	2.0-3.0%	4 ft	85	SF	$120	**$10,176**
54546	18.2 to 19.2 feet	**Vertical Change**	.3	4 ft	4	REF		
18644	30.2 to 31.3 feet	Cross Slope (PAR)	2.0-3.0%	4 ft	4	SF	$120	**$528**
18645	34.9 to 55.1 feet	Cross Slope (PAR)	2.0-3.0%	4 ft	81	SF	$120	**$9,696**
18648	70.2 to 79.8 feet	Cross Slope (PAR)	2.0-3.0%	4 ft	38	SF	$120	**$4,608**
18651	79.8 to 80.8 feet	Cross Slope (PAR)	4.0-5.0%	4 ft	4	SF	$120	**$480**
18652	83.3 to 89.4 feet	Cross Slope (PAR)	8.0-9.0%	4 ft	24	SF	$120	**$2,928**
18655	103.5 to 110.2 feet	Cross Slope (PAR)	2.0-3.0%	4 ft	27	SF	$120	**$3,216**
59060	114.5 to 131.8 feet	Driveway				REF		
18656	128.0 to 133.2 feet	**Cross Slope (Driveway)**	2.0-3.0%	4 ft	21	SF	$40	**$832**
18658	135.8 to 142.8 feet	Cross Slope (PAR)	3.0-4.0%	4 ft	28	SF	$120	**$3,360**
18659	143.3 to 144.8 feet	Cross Slope (PAR)	2.0-3.0%	4 ft	6	SF	$120	**$720**
18660	147.3 to 148.6 feet	Cross Slope (PAR)	3.0-4.0%	4 ft	5	SF	$120	**$624**
18661	151.0 to 157.9 feet	Cross Slope (PAR)	3.0-4.0%	4 ft	28	SF	$120	**$3,312**
18664	162.3 to 172.9 feet	Cross Slope (PAR)	3.0-4.0%	4 ft	42	SF	$120	**$5,088**
56116	173.1 to 174.1 feet	**Vertical Change**	.4	4 ft	4	LF	$75	**$300**
18668	177.5 to 186.8 feet	Cross Slope (PAR)	5.0-6.0%	4 ft	37	SF	$120	**$4,464**
18672	186.8 to 190.6 feet	Cross Slope (PAR)	3.0-4.0%	4 ft	15	SF	$120	**$1,824**
18674	190.6 to 203.3 feet	Cross Slope (PAR)	5.0-6.0%	4 ft	51	SF	$120	**$6,096**
18678	205.8 to 221.0 feet	Cross Slope (PAR)	4.0-5.0%	4 ft	61	SF	$120	**$7,296**
18681	223.6 to 237.3 feet	Cross Slope (PAR)	4.0-5.0%	4 ft	55	SF	$120	**$6,576**
18685	239.8 to 240.9 feet	Cross Slope (PAR)	2.0-3.0%	4 ft	4	SF	$120	**$528**

TOTAL COST FOR: E *side of* **ROOSEVELT DR** *Starting at:* **WASHINGTON DR** **$72,652.00**

Funding Source: TBD **Year to be Completed** TBD

Street Side	Run ID	Survey Street Name	Starting Street Name	End Street Name	Priority
W	1909241328	ROOSEVELT DR	WASHINGTON DR	ADAMS DR	66

ID	Dist. from Corner	Barrier Type	As-is Measurement/Notes	Sidewalk Width	Qty	Unit	Cost	Total
17282	2.5 to 8.1 feet	Cross Slope (PAR)	2.0-3.0%	5 ft	28	SF	$120	**$3,360**
58966	7.3 to 31.7 feet	Driveway				REF		
17285	11.8 to 28.7 feet	**Cross Slope (Driveway)**	10.0-11.0%	5 ft	85	SF	$40	**$3,380**
54439	18.9 to 19.9 feet	**Vertical Change**	.3	5 ft	5	REF		
17289	31.6 to 33.0 feet	**Cross Slope (Driveway)**	3.0-4.0%	5 ft	7	SF	$40	**$280**
17290	34.3 to 63.6 feet	Cross Slope (PAR)	2.0-3.0%	5 ft	147	SF	$120	**$17,580**
17296	86.7 to 95.6 feet	Cross Slope (PAR)	2.0-3.0%	5 ft	45	SF	$120	**$5,340**
17298	95.6 to 130.1 feet	Cross Slope (PAR)	4.0-5.0%	5 ft	173	SF	$120	**$20,700**
54440	129.1 to 130.1 feet	**Vertical Change**	.3	5 ft	5	REF		
58967	129.2 to 155.3 feet	Driveway				REF		
17307	135.5 to 152.2 feet	**Cross Slope (Driveway)**	10.0-11.0%	5 ft	83	SF	$40	**$3,340**
17312	154.8 to 165.1 feet	**Cross Slope (Driveway)**	4.0-5.0%	5 ft	51	SF	$40	**$2,060**
54441	158.4 to 159.4 feet	**Vertical Change**	.3	5 ft	5	REF		
17316	165.1 to 177.7 feet	Cross Slope (PAR)	2.0-3.0%	5 ft	63	SF	$120	**$7,560**

TOTAL COST FOR: W *side of* **ROOSEVELT DR** *Starting at:* **WASHINGTON DR** **$63,600.00**

Funding Source: TBD **Year to be Completed** TBD

Street Side	Run ID	Survey Street Name	Starting Street Name	End Street Name	Priority
E	1909241043	ROOSEVELT DR	WILSON WAY	15TH ST	89

ID	Dist. from Corner	Barrier Type	As-is Measurement/Notes	Sidewalk Width	Qty	Unit	Cost	Total
18957	0.0 to 3.6 feet	Cross Slope (PAR)	3.0-4.0%	4 ft	14	SF	$120	**$1,728**
18959	4.1 to 9.5 feet	Cross Slope (PAR)	5.0-6.0%	4 ft	22	SF	$120	**$2,592**
18961	9.5 to 30.5 feet	Cross Slope (PAR)	3.0-4.0%	4 ft	84	SF	$120	**$10,080**
18968	31.3 to 34.3 feet	Cross Slope (PAR)	2.0-3.0%	4 ft	12	SF	$120	**$1,440**
54555	44.2 to 45.2 feet	**Vertical Change**	.3	4 ft	4	LF	$75	**$300**
18969	45.7 to 55.3 feet	Cross Slope (PAR)	2.0-3.0%	4 ft	38	SF	$120	**$4,608**
54556	64.6 to 65.6 feet	**Vertical Change**	.3	4 ft	4	LF	$75	**$300**
18971	81.5 to 99.4 feet	Cross Slope (PAR)	2.0-3.0%	4 ft	72	SF	$120	**$8,592**
18975	111.3 to 118.2 feet	Cross Slope (PAR)	4.0-5.0%	4 ft	28	SF	$120	**$3,312**
18978	118.2 to 141.4 feet	Cross Slope (PAR)	2.0-3.0%	4 ft	93	SF	$120	**$11,136**
59077	118.8 to 138.8 feet	Driveway				REF		
18985	146.1 to 156.2 feet	Cross Slope (PAR)	2.0-3.0%	4 ft	40	SF	$120	**$4,848**
18988	156.3 to 179.2 feet	Cross Slope (PAR)	4.0-5.0%	4 ft	92	SF	$120	**$10,992**
59078	158.8 to 168.8 feet	Driveway				REF		
18994	182.3 to 185.6 feet	Cross Slope (PAR)	4.0-5.0%	4 ft	13	SF	$120	**$1,584**
18996	189.3 to 192.2 feet	Cross Slope (PAR)	3.0-4.0%	4 ft	12	SF	$120	**$1,392**
18998	195.2 to 205.3 feet	Cross Slope (PAR)	4.0-5.0%	4 ft	40	SF	$120	**$4,848**
19001	205.3 to 243.5 feet	Cross Slope (PAR)	2.0-3.0%	4 ft	153	SF	$120	**$18,336**
59079	220.6 to 255.4 feet	Driveway				REF		
19012	249.0 to 253.6 feet	**Cross Slope (Driveway)**	3.0-4.0%	4 ft	18	SF	$40	**$736**
19014	253.9 to 260.9 feet	**Cross Slope (Driveway)**	2.0-3.0%	4 ft	28	SF	$40	**$1,120**
19016	263.1 to 281.1 feet	Cross Slope (PAR)	2.0-3.0%	4 ft	72	SF	$120	**$8,640**
19020	285.6 to 292.0 feet	Cross Slope (PAR)	2.0-3.0%	4 ft	26	SF	$120	**$3,072**
59080	298.3 to 315.0 feet	Driveway				REF		
19023	306.4 to 311.6 feet	**Cross Slope (Driveway)**	2.0-3.0%	4 ft	21	SF	$40	**$832**
19025	314.1 to 339.3 feet	**Cross Slope (Driveway)**	2.0-3.0%	4 ft	101	SF	$40	**$4,032**
19030	339.3 to 340.4 feet	Cross Slope (PAR)	4.0-5.0%	4 ft	4	SF	$120	**$528**
19031	341.4 to 343.7 feet	Cross Slope (PAR)	6.0-7.0%	4 ft	9	SF	$120	**$1,104**
19032	344.5 to 347.8 feet	Cross Slope (PAR)	5.0-6.0%	4 ft	13	SF	$120	**$1,584**

Funding Source: TBD **Year to be Completed** TBD

Street Side	Run ID	Survey Street Name	Starting Street Name	End Street Name	Priority
E	1909241043	ROOSEVELT DR	WILSON WAY	15TH ST	89

ID	Dist. from Corner	Barrier Type	As-is Measurement/Notes	Sidewalk Width	Qty	Unit	Cost	Total
59081	345.8 to 361.8 feet	Driveway				REF		
19034	347.8 to 373.8 feet	**Cross Slope (Driveway)**	3.0-4.0%	4 ft	104	SF	$40	**$4,160**
19041	374.2 to 381.1 feet	Cross Slope (PAR)	2.0-3.0%	4 ft	28	SF	$120	**$3,312**
19044	381.3 to 399.2 feet	Cross Slope (PAR)	4.0-5.0%	4 ft	72	SF	$120	**$8,592**
59082	389.6 to 401.8 feet	Driveway				REF		
19049	400.7 to 408.3 feet	**Cross Slope (Driveway)**	8.0-9.0%	4 ft	30	SF	$40	**$1,216**
19053	408.3 to 410.7 feet	Cross Slope (PAR)	6.0-7.0%	4 ft	10	SF	$120	**$1,152**
19054	411.1 to 415.2 feet	Cross Slope (PAR)	5.0-6.0%	4 ft	16	SF	$120	**$1,968**
19055	416.0 to 421.4 feet	Cross Slope (PAR)	6.0-7.0%	4 ft	22	SF	$120	**$2,592**
19056	421.4 to 429.0 feet	Cross Slope (PAR)	5.0-6.0%	4 ft	30	SF	$120	**$3,648**
19060	431.5 to 434.4 feet	Cross Slope (PAR)	3.0-4.0%	4 ft	12	SF	$120	**$1,392**
19062	434.4 to 469.0 feet	Cross Slope (PAR)	2.0-3.0%	4 ft	138	SF	$120	**$16,608**
19070	469.3 to 475.7 feet	Cross Slope (PAR)	4.0-5.0%	4 ft	26	SF	$120	**$3,072**
19072	475.7 to 481.4 feet	Cross Slope (PAR)	2.0-3.0%	4 ft	23	SF	$120	**$2,736**
19075	484.4 to 518.6 feet	Cross Slope (PAR)	2.0-3.0%	4 ft	137	SF	$120	**$16,416**
59083	498.5 to 517.3 feet	Driveway				REF		
19081	521.3 to 526.4 feet	Cross Slope (PAR)	3.0-4.0%	4 ft	20	SF	$120	**$2,448**
54557	525.1 to 526.1 feet	**Vertical Change**	.3	4 ft	4	REF		
19083	528.4 to 533.4 feet	Cross Slope (PAR)	2.0-3.0%	4 ft	20	SF	$120	**$2,400**
19086	535.5 to 539.5 feet	Cross Slope (PAR)	2.0-3.0%	4 ft	16	SF	$120	**$1,920**
19088	539.5 to 588.3 feet	Cross Slope (PAR)	4.0-5.0%	4 ft	195	SF	$120	**$23,424**
59084	574.8 to 602.8 feet	Driveway				REF		
19102	588.3 to 596.8 feet	**Cross Slope (Driveway)**	2.0-3.0%	4 ft	34	SF	$40	**$1,360**
19105	599.0 to 610.3 feet	**Cross Slope (Driveway)**	3.0-4.0%	4 ft	45	SF	$40	**$1,808**
19107	610.8 to 623.8 feet	Cross Slope (PAR)	2.0-3.0%	4 ft	52	SF	$120	**$6,240**
54558	632.6 to 633.6 feet	**Vertical Change**	.3	4 ft	4	LF	$75	**$300**
19110	635.5 to 640.3 feet	Cross Slope (PAR)	2.0-3.0%	4 ft	19	SF	$120	**$2,304**
19112	640.3 to 658.2 feet	Cross Slope (PAR)	4.0-5.0%	4 ft	72	SF	$120	**$8,592**
59085	654.3 to 675.8 feet	Driveway				REF		

Funding Source: TBD **Year to be Completed** TBD

Street Side	Run ID	Survey Street Name	Starting Street Name	End Street Name	Priority
E	1909241043	ROOSEVELT DR	WILSON WAY	15TH ST	89

ID	Dist. from Corner	Barrier Type	As-is Measurement/Notes	Sidewalk Width	Qty	Unit	Cost	Total
19118	660.3 to 701.3 feet	Cross Slope (Driveway)	2.0-3.0%	4 ft	164	SF	$40	$6,560
59086	704.0 to 714.0 feet	Driveway				REF		
19130	706.0 to 714.3 feet	Cross Slope (Driveway)	2.0-3.0%	4 ft	33	SF	$40	$1,328
19133	714.9 to 721.8 feet	Cross Slope (PAR)	4.0-5.0%	4 ft	28	SF	$120	$3,312
19135	721.8 to 723.4 feet	Cross Slope (PAR)	6.0-7.0%	4 ft	6	SF	$120	$768
19136	723.9 to 725.7 feet	Cross Slope (PAR)	4.0-5.0%	4 ft	7	SF	$120	$864
19137	728.4 to 755.3 feet	Cross Slope (PAR)	2.0-3.0%	4 ft	108	SF	$120	$12,912
19144	764.3 to 774.2 feet	Cross Slope (PAR)	2.0-3.0%	4 ft	40	SF	$120	$4,752
54559	771.4 to 772.4 feet	Vertical Change	.3	4 ft	4	REF		
19148	774.2 to 800.5 feet	Cross Slope (PAR)	4.0-5.0%	4 ft	105	SF	$120	$12,624
19157	803.2 to 806.6 feet	Cross Slope (PAR)	3.0-4.0%	4 ft	14	SF	$120	$1,632
19159	806.6 to 814.9 feet	Cross Slope (PAR)	5.0-6.0%	4 ft	33	SF	$120	$3,984
19161	817.4 to 845.7 feet	Cross Slope (PAR)	4.0-5.0%	4 ft	113	SF	$120	$13,584
57590	839.5 to 840.5 feet	Vertical Change	2.9	4 ft	4	REF		
19168	845.7 to 848.0 feet	Cross Slope (PAR)	2.0-3.0%	4 ft	9	SF	$120	$1,104

TOTAL COST FOR: E *side of* **ROOSEVELT DR** *Starting at:* **WILSON WAY** **$288,820.00**

Funding Source: TBD **Year to be Completed** TBD

Street Side	Run ID	Survey Street Name	Starting Street Name	End Street Name	Priority
N	1908221428	ROSE AVE	AUTUMN WAY	SANTA CRUZ BLVD	94.25

ID	Dist. from Corner	Barrier Type	As-is Measurement/Notes	Sidewalk Width	Qty	Unit	Cost	Total
44257	0.6 to 1.6 feet	Vertical Change	-.56	5 ft	5	SF	$75	$375
9085	2.1 to 6.7 feet	Cross Slope (PAR)	2.0-3.0%	5 ft	23	SF	$120	$2,760
41395	5.4 to 6.4 feet	Vertical Change	-1.28	5 ft	5	REF		
49117	10.8 to 11.8 feet	Vertical Change	-.36	5 ft	5	LF	$75	$375
9086	12.5 to 27.3 feet	Cross Slope (PAR)	2.0-3.0%	5 ft	74	SF	$120	$8,880
48535	20.6 to 21.6 feet	Vertical Change	-.38	5 ft	5	REF		
53668	30.3 to 31.3 feet	Vertical Change	-.26	5 ft	5	LF	$75	$375
49421	39.9 to 40.9 feet	Vertical Change	-.35	5 ft	5	REF		
9087	40.9 to 48.1 feet	Cross Slope (PAR)	2.0-3.0%	5 ft	36	SF	$120	$4,320
44880	49.8 to 50.8 feet	Vertical Change	-.53	5 ft	5	SF	$75	$375
9088	52.8 to 55.5 feet	Cross Slope (PAR)	2.0-3.0%	5 ft	14	SF	$120	$1,620
9089	58.5 to 110.9 feet	Cross Slope (PAR)	2.0-3.0%	5 ft	262	SF	$120	$31,440
46421	59.7 to 60.7 feet	Vertical Change	-.46	5 ft	5	REF		
48536	69.4 to 70.4 feet	Vertical Change	-.38	5 ft	5	REF		
52631	79.2 to 80.2 feet	Vertical Change	-.28	5 ft	5	REF		
46187	88.9 to 91.5 feet	Vertical Change	-.47	5 ft	13	REF		
46422	98.6 to 99.6 feet	Vertical Change	-.46	5 ft	5	REF		
46649	105.2 to 112.8 feet	Vertical Change	-.45	5 ft	38	REF		
58349	106.4 to 142.3 feet	Driveway				REF		
9091	110.9 to 159.3 feet	Cross Slope (Driveway)	4.0-5.0%	5 ft	242	SF	$40	$9,680
45261	116.3 to 117.3 feet	Vertical Change	-.51	5 ft	5	REF		
43893	121.0 to 122.0 feet	Vertical Change	-.58	5 ft	5	REF		
49742	127.6 to 128.6 feet	Vertical Change	-.34	5 ft	5	REF		
44690	132.4 to 133.4 feet	Vertical Change	-.54	5 ft	5	REF		
48834	137.1 to 138.1 feet	Vertical Change	-.37	5 ft	5	REF		
45557	141.4 to 142.4 feet	Vertical Change	-.5	5 ft	5	REF		
45060	145.4 to 147.0 feet	Vertical Change	-.52	5 ft	8	REF		
45061	149.1 to 151.2 feet	Vertical Change	-.52	5 ft	10	REF		

Funding Source: TBD **Year to be Completed** TBD

Street Side	Run ID	Survey Street Name	Starting Street Name	End Street Name	Priority
N	1908221428	ROSE AVE	AUTUMN WAY	SANTA CRUZ BLVD	94.25

ID	Dist. from Corner	Barrier Type	As-is Measurement/Notes	Sidewalk Width	Qty	Unit	Cost	Total
58350	154.7 to 180.1 feet	Driveway				REF		
50828	156.5 to 163.0 feet	Vertical Change	-.31	5 ft	33	REF		
9097	161.1 to 167.8 feet	Cross Slope (Driveway)	6.0-7.0%	5 ft	34	SF	$40	**$1,340**
9100	167.8 to 185.3 feet	Cross Slope (Driveway)	5.0-6.0%	5 ft	88	SF	$40	**$3,500**
53141	170.6 to 171.6 feet	Vertical Change	-.27	5 ft	5	REF		
47344	181.0 to 182.0 feet	Vertical Change	-.42	5 ft	5	REF		
42490	184.5 to 185.5 feet	Vertical Change	-.69	5 ft	5	REF		
9105	185.3 to 237.8 feet	Cross Slope (PAR)	3.0-4.0%	5 ft	263	SF	$120	**$31,500**
49743	185.5 to 186.5 feet	Vertical Change	-.34	5 ft	5	REF		
44692	188.7 to 192.2 feet	Vertical Change	-.54	5 ft	18	REF		
44067	196.4 to 199.9 feet	Vertical Change	-.57	5 ft	18	REF		
50829	201.3 to 202.3 feet	Vertical Change	-.31	5 ft	5	REF		
46651	206.2 to 209.7 feet	Vertical Change	-.45	5 ft	18	REF		
48257	225.0 to 226.0 feet	Vertical Change	-.39	5 ft	5	REF		
58351	229.8 to 268.3 feet	Driveway				REF		
47111	231.4 to 232.4 feet	Vertical Change	-.43	5 ft	5	REF		
50065	235.0 to 238.9 feet	Vertical Change	-.33	5 ft	20	REF		
9111	237.8 to 239.1 feet	Cross Slope (Driveway)	5.0-6.0%	5 ft	7	SF	$40	**$260**
9112	239.1 to 242.2 feet	Cross Slope (Driveway)	6.0-7.0%	5 ft	16	SF	$40	**$620**
9113	242.2 to 273.0 feet	Cross Slope (Driveway)	5.0-6.0%	5 ft	154	SF	$40	**$6,160**
48537	246.2 to 247.2 feet	Vertical Change	-.38	5 ft	5	REF		
41174	247.7 to 248.7 feet	Vertical Change	-3.24	5 ft	5	REF		
46881	259.9 to 260.9 feet	Vertical Change	-.44	5 ft	5	REF		
44068	265.7 to 266.7 feet	Vertical Change	-.57	5 ft	5	REF		
44881	271.4 to 272.4 feet	Vertical Change	-.53	5 ft	5	REF		
9117	273.0 to 283.9 feet	Cross Slope (PAR)	3.0-4.0%	5 ft	54	SF	$120	**$6,540**
48005	274.5 to 275.5 feet	Vertical Change	-.4	5 ft	5	REF		
58352	279.4 to 318.5 feet	Driveway				REF		

Funding Source: TBD **Year to be Completed** TBD

Street Side	Run ID	Survey Street Name	Starting Street Name	End Street Name	Priority
N	1908221428	ROSE AVE	AUTUMN WAY	SANTA CRUZ BLVD	94.25

ID	Dist. from Corner	Barrier Type	As-is Measurement/Notes	Sidewalk Width	Qty	Unit	Cost	Total
44468	285.0 to 288.0 feet	Vertical Change	-.55	5 ft	15	REF		
9119	286.6 to 289.2 feet	Cross Slope (Driveway)	8.0-9.0%	5 ft	13	SF	$40	**$520**
9121	290.8 to 293.1 feet	Cross Slope (Driveway)	5.0-6.0%	5 ft	12	SF	$40	**$460**
44882	292.9 to 293.9 feet	Vertical Change	-.53	5 ft	5	REF		
9123	293.1 to 308.6 feet	Cross Slope (Driveway)	3.0-4.0%	5 ft	78	SF	$40	**$3,100**
44883	301.1 to 302.1 feet	Vertical Change	-.53	5 ft	5	REF		
9125	308.6 to 313.3 feet	Cross Slope (Driveway)	5.0-6.0%	5 ft	23	SF	$40	**$940**
44469	308.9 to 309.9 feet	Vertical Change	-.55	5 ft	5	REF		
9126	313.3 to 316.5 feet	Cross Slope (Driveway)	6.0-7.0%	5 ft	16	SF	$40	**$640**
44693	314.2 to 315.2 feet	Vertical Change	-.54	5 ft	5	REF		
9127	316.5 to 319.3 feet	Cross Slope (Driveway)	5.0-6.0%	5 ft	14	SF	$40	**$560**
41620	317.2 to 318.2 feet	Vertical Change	-.96	5 ft	5	REF		
9129	319.3 to 327.7 feet	Cross Slope (PAR)	3.0-4.0%	5 ft	42	SF	$120	**$5,040**
42237	324.3 to 325.3 feet	Vertical Change	-.72	5 ft	5	REF		
9132	327.7 to 363.1 feet	Cross Slope (PAR)	2.0-3.0%	5 ft	177	SF	$120	**$21,240**
43895	331.8 to 332.8 feet	Vertical Change	-.58	5 ft	5	REF		
44884	341.7 to 342.7 feet	Vertical Change	-.53	5 ft	5	REF		
43269	351.4 to 352.4 feet	Vertical Change	-.62	5 ft	5	REF		
58353	356.3 to 399.8 feet	Driveway				REF		
46652	357.9 to 358.9 feet	Vertical Change	-.45	5 ft	5	REF		
9138	363.1 to 365.6 feet	Cross Slope (Driveway)	4.0-5.0%	5 ft	13	SF	$40	**$500**
46423	364.1 to 366.7 feet	Vertical Change	-.46	5 ft	13	REF		
9140	365.6 to 369.0 feet	Cross Slope (Driveway)	6.0-7.0%	5 ft	17	SF	$40	**$680**
9141	369.0 to 378.6 feet	Cross Slope (Driveway)	5.0-6.0%	5 ft	48	SF	$40	**$1,920**
48006	370.6 to 371.6 feet	Vertical Change	-.4	5 ft	5	REF		
44694	377.1 to 378.1 feet	Vertical Change	-.54	5 ft	5	REF		
9143	378.6 to 392.1 feet	Cross Slope (Driveway)	3.0-4.0%	5 ft	68	SF	$40	**$2,700**
42684	381.6 to 382.6 feet	Vertical Change	-.67	5 ft	5	REF		

Funding Source: TBD **Year to be Completed** TBD

Street Side	Run ID	Survey Street Name	Starting Street Name	End Street Name	Priority
N	1908221428	ROSE AVE	AUTUMN WAY	SANTA CRUZ BLVD	94.25

ID	Dist. from Corner	Barrier Type	As-is Measurement/Notes	Sidewalk Width	Qty	Unit	Cost	Total
41768	386.1 to 387.1 feet	Vertical Change	-.86	5 ft	5	REF		
9145	392.1 to 393.2 feet	Cross Slope (Driveway)	5.0-6.0%	5 ft	6	SF	$40	**$220**
45973	392.2 to 393.2 feet	Vertical Change	-.48	5 ft	5	REF		
9146	393.2 to 397.3 feet	Cross Slope (Driveway)	6.0-7.0%	5 ft	21	SF	$40	**$820**
49745	398.6 to 399.6 feet	Vertical Change	-.34	5 ft	5	REF		
9149	400.0 to 411.1 feet	Cross Slope (Driveway)	2.0-3.0%	5 ft	56	SF	$40	**$2,220**
43595	402.3 to 403.3 feet	Vertical Change	-.6	5 ft	5	REF		
58354	407.3 to 432.3 feet	Driveway				REF		
50444	409.6 to 412.8 feet	Vertical Change	-.32	5 ft	16	REF		
9150	414.5 to 424.7 feet	Cross Slope (Driveway)	10.0-11.0%	5 ft	51	SF	$40	**$2,040**
44470	421.8 to 422.8 feet	Vertical Change	-.55	5 ft	5	REF		
9152	424.7 to 429.4 feet	Cross Slope (Driveway)	12.0-13.0%	5 ft	24	SF	$40	**$940**
40312	428.2 to 430.5 feet	Running Slope	5.0-6.0%	5 ft	12	REF		
46653	431.8 to 432.8 feet	Vertical Change	-.45	5 ft	5	REF		
9153	434.0 to 470.0 feet	Cross Slope (PAR)	2.0-3.0%	5 ft	180	SF	$120	**$21,600**
46189	442.8 to 443.8 feet	Vertical Change	-.47	5 ft	5	REF		
49422	452.6 to 453.6 feet	Vertical Change	-.35	5 ft	5	REF		
46424	462.2 to 463.2 feet	Vertical Change	-.46	5 ft	5	REF		
9159	475.5 to 491.4 feet	Cross Slope (PAR)	2.0-3.0%	5 ft	80	SF	$120	**$9,540**
58355	482.6 to 523.6 feet	Driveway				REF		
48258	487.0 to 488.0 feet	Vertical Change	-.39	5 ft	5	REF		
41725	491.0 to 492.0 feet	Vertical Change	-.88	5 ft	5	REF		
9163	491.4 to 510.7 feet	Cross Slope (Driveway)	4.0-5.0%	5 ft	97	SF	$40	**$3,860**
43134	496.5 to 497.5 feet	Vertical Change	-.63	5 ft	5	REF		
45062	502.1 to 503.1 feet	Vertical Change	-.52	5 ft	5	REF		
53142	507.2 to 508.2 feet	Vertical Change	-.27	5 ft	5	REF		
9167	510.7 to 518.2 feet	Cross Slope (Driveway)	2.0-3.0%	5 ft	38	SF	$40	**$1,500**
46190	512.6 to 513.6 feet	Vertical Change	-.47	5 ft	5	REF		

Funding Source: TBD **Year to be Completed** TBD

Street Side	Run ID	Survey Street Name	Starting Street Name	End Street Name	Priority
N	1908221428	ROSE AVE	AUTUMN WAY	SANTA CRUZ BLVD	94.25

ID	Dist. from Corner	Barrier Type	As-is Measurement/Notes	Sidewalk Width	Qty	Unit	Cost	Total
46191	517.7 to 518.7 feet	Vertical Change	-.47	5 ft	5	REF		
9169	518.2 to 553.8 feet	Cross Slope (Driveway)	4.0-5.0%	5 ft	178	SF	$40	**$7,120**
48836	522.2 to 523.2 feet	Vertical Change	-.37	5 ft	5	REF		
42902	523.4 to 524.4 feet	Vertical Change	-.65	5 ft	5	REF		
45559	527.6 to 528.6 feet	Vertical Change	-.5	5 ft	5	REF		
45262	531.4 to 532.4 feet	Vertical Change	-.51	5 ft	5	REF		
58356	534.8 to 574.1 feet	Driveway				REF		
52632	536.7 to 537.7 feet	Vertical Change	-.28	5 ft	5	REF		
41374	540.6 to 541.6 feet	Vertical Change	-1.35	5 ft	5	REF		
47112	541.0 to 542.0 feet	Vertical Change	-.43	5 ft	5	REF		
46425	546.2 to 547.2 feet	Vertical Change	-.46	5 ft	5	REF		
43135	550.9 to 551.9 feet	Vertical Change	-.63	5 ft	5	REF		
9177	553.8 to 569.5 feet	Cross Slope (Driveway)	2.0-3.0%	5 ft	79	SF	$40	**$3,140**
42788	556.7 to 557.7 feet	Vertical Change	-.66	5 ft	5	REF		
48259	561.9 to 562.9 feet	Vertical Change	-.39	5 ft	5	REF		
46882	567.1 to 568.1 feet	Vertical Change	-.44	5 ft	5	REF		
9179	569.5 to 575.0 feet	Cross Slope (Driveway)	4.0-5.0%	5 ft	28	SF	$40	**$1,100**
41306	572.5 to 573.5 feet	Vertical Change	-1.55	5 ft	5	REF		
9181	575.0 to 586.6 feet	Cross Slope (PAR)	2.0-3.0%	5 ft	58	SF	$120	**$6,960**
43424	576.8 to 577.8 feet	Vertical Change	-.61	5 ft	5	REF		
45063	579.9 to 580.9 feet	Vertical Change	-.52	5 ft	5	REF		
51747	587.3 to 588.3 feet	Vertical Change	-.3	5 ft	5	LF	$75	**$375**
47585	591.9 to 592.9 feet	Vertical Change	-.41	5 ft	5	LF	$75	**$375**

TOTAL COST FOR: N *side of* **ROSE AVE** *Starting at:* **AUTUMN WAY** **$210,230.00**

Funding Source: TBD **Year to be Completed** TBD

Street Side	Run ID	Survey Street Name	Starting Street Name	End Street Name	Priority
S	1908221520	ROSE AVE	LARK AVE	SANTA CRUZ BLVD	38

ID	Dist. from Corner	Barrier Type	As-is Measurement/Notes	Sidewalk Width	Qty	Unit	Cost	Total
43754	2.6 to 3.6 feet	Vertical Change	-.59	5 ft	5	SF	$75	$375
10148	4.8 to 16.9 feet	Cross Slope (PAR)	2.0-3.0%	5 ft	60	SF	$120	$7,260
45795	14.1 to 15.1 feet	Vertical Change	-.49	5 ft	5	REF		
48280	20.2 to 21.2 feet	Vertical Change	-.39	5 ft	5	REF		
10149	21.2 to 91.6 feet	Cross Slope (PAR)	2.0-3.0%	5 ft	352	SF	$120	$42,240
45576	25.9 to 26.9 feet	Vertical Change	-.5	5 ft	5	REF		
43913	31.4 to 32.4 feet	Vertical Change	-.58	5 ft	5	REF		
44275	37.8 to 38.8 feet	Vertical Change	-.56	5 ft	5	REF		
52680	47.7 to 48.7 feet	Vertical Change	-.28	5 ft	5	REF		
46449	51.5 to 52.5 feet	Vertical Change	-.46	5 ft	5	REF		
42794	58.8 to 59.8 feet	Vertical Change	-.66	5 ft	5	REF		
52681	64.5 to 65.5 feet	Vertical Change	-.28	5 ft	5	REF		
43441	66.6 to 67.6 feet	Vertical Change	-.61	5 ft	5	REF		
43755	74.1 to 75.1 feet	Vertical Change	-.59	5 ft	5	REF		
43153	81.3 to 82.3 feet	Vertical Change	-.63	5 ft	5	REF		
54057	86.2 to 88.8 feet	Vertical Change	-.25	5 ft	13	REF		
42914	93.6 to 94.6 feet	Vertical Change	-.65	5 ft	5	SF	$75	$375

TOTAL COST FOR: S *side of* **ROSE AVE** *Starting at:* **LARK AVE** **$50,250.00**

Funding Source: TBD **Year to be Completed** TBD

Street Side	Run ID	Survey Street Name	Starting Street Name	End Street Name	Priority
S	1908221425	ROSE AVE	PHILLIP WAY	KITES WAY	44

ID	Dist. from Corner	Barrier Type	As-is Measurement/Notes	Sidewalk Width	Qty	Unit	Cost	Total
9070	0.0 to 66.2 feet	Cross Slope (PAR)	2.0-3.0%	5 ft	331	SF	$120	**$39,720**
41987	5.7 to 6.7 feet	**Vertical Change**	-.78	5 ft	5	REF		
46420	16.5 to 17.5 feet	**Vertical Change**	-.46	5 ft	5	REF		
47343	46.9 to 47.9 feet	**Vertical Change**	-.42	5 ft	5	REF		
49419	67.3 to 68.3 feet	**Vertical Change**	-.35	5 ft	5	LF	$75	**$375**
9074	75.8 to 78.3 feet	Cross Slope (PAR)	2.0-3.0%	5 ft	13	SF	$120	**$1,500**
9075	80.7 to 148.8 feet	Cross Slope (PAR)	2.0-3.0%	5 ft	341	SF	$120	**$40,860**
42300	108.8 to 109.8 feet	**Vertical Change**	-.71	5 ft	5	REF		
48255	113.9 to 114.9 feet	**Vertical Change**	-.39	5 ft	5	REF		
51746	124.0 to 125.0 feet	**Vertical Change**	-.3	5 ft	5	REF		
49739	139.0 to 140.0 feet	**Vertical Change**	-.34	5 ft	5	REF		
9080	148.8 to 162.8 feet	Cross Slope (PAR)	4.0-5.0%	5 ft	70	SF	$120	**$8,400**
49420	149.2 to 150.2 feet	**Vertical Change**	-.35	5 ft	5	REF		
49740	159.4 to 160.4 feet	**Vertical Change**	-.34	5 ft	5	REF		
9082	162.8 to 191.8 feet	Cross Slope (PAR)	2.0-3.0%	5 ft	145	SF	$120	**$17,400**
47584	165.8 to 166.8 feet	**Vertical Change**	-.41	5 ft	5	REF		
49741	170.6 to 171.6 feet	**Vertical Change**	-.34	5 ft	5	REF		
48256	175.2 to 176.2 feet	**Vertical Change**	-.39	5 ft	5	REF		
44467	184.7 to 188.2 feet	**Vertical Change**	-.55	5 ft	18	REF		

TOTAL COST FOR: S *side of* **ROSE AVE** *Starting at:* **PHILLIP WAY** **$108,255.00**

Funding Source: TBD **Year to be Completed** TBD

Street Side	Run ID	Survey Street Name	Starting Street Name	End Street Name	Priority
S	1908221519	ROSE AVE	PINE ST	LARK AVE	86.25

ID	Dist. from Corner	Barrier Type	As-is Measurement/Notes	Sidewalk Width	Qty	Unit	Cost	Total
10109	0.0 to 35.9 feet	Cross Slope (PAR)	2.0-3.0%	5 ft	180	SF	$120	**$21,540**
41421	4.0 to 5.0 feet	**Vertical Change**	-1.22	5 ft	5	REF		
50093	10.1 to 11.1 feet	**Vertical Change**	-.33	5 ft	5	REF		
42241	12.3 to 13.3 feet	**Vertical Change**	-.72	5 ft	5	REF		
42494	19.8 to 20.8 feet	**Vertical Change**	-.69	5 ft	5	REF		
48856	27.3 to 28.3 feet	**Vertical Change**	-.37	5 ft	5	REF		
43752	34.3 to 41.4 feet	**Vertical Change**	-.59	5 ft	36	REF		
10113	41.1 to 48.7 feet	Cross Slope (PAR)	2.0-3.0%	5 ft	38	SF	$120	**$4,560**
44095	44.9 to 45.9 feet	**Vertical Change**	-.57	5 ft	5	REF		
49144	49.2 to 50.2 feet	**Vertical Change**	-.36	5 ft	5	LF	$75	**$375**
50882	53.4 to 54.4 feet	**Vertical Change**	-.31	5 ft	5	LF	$75	**$375**
10114	55.7 to 57.2 feet	Cross Slope (PAR)	2.0-3.0%	5 ft	8	SF	$120	**$900**
45289	57.6 to 70.6 feet	**Vertical Change**	-.51	5 ft	65	SF	$75	**$4,875**
10115	62.9 to 68.3 feet	Cross Slope (PAR)	2.0-3.0%	5 ft	27	SF	$120	**$3,240**
58420	66.2 to 90.0 feet	Driveway				REF		
46208	72.7 to 73.7 feet	**Vertical Change**	-.47	5 ft	5	REF		
44488	77.0 to 78.0 feet	**Vertical Change**	-.55	5 ft	5	REF		
47365	81.2 to 82.2 feet	**Vertical Change**	-.42	5 ft	5	REF		
48562	85.5 to 86.5 feet	**Vertical Change**	-.38	5 ft	5	REF		
10116	88.9 to 118.3 feet	**Cross Slope (Driveway)**	2.0-3.0%	5 ft	147	SF	$40	**$5,880**
44902	89.8 to 97.7 feet	**Vertical Change**	-.53	5 ft	40	REF		
45087	103.8 to 104.8 feet	**Vertical Change**	-.52	5 ft	5	REF		
54054	107.5 to 110.4 feet	**Vertical Change**	-.25	5 ft	15	REF		
50883	114.9 to 115.9 feet	**Vertical Change**	-.31	5 ft	5	REF		
46209	122.0 to 123.0 feet	**Vertical Change**	-.47	5 ft	5	LF	$75	**$375**
10124	123.8 to 175.4 feet	Cross Slope (PAR)	2.0-3.0%	5 ft	258	SF	$120	**$30,960**
50884	136.5 to 137.5 feet	**Vertical Change**	-.31	5 ft	5	REF		
54055	140.2 to 143.1 feet	**Vertical Change**	-.25	5 ft	15	REF		

Funding Source: TBD **Year to be Completed** TBD

Street Side	Run ID	Survey Street Name	Starting Street Name	End Street Name	Priority
S	1908221519	ROSE AVE	PINE ST	LARK AVE	86.25

ID	Dist. from Corner	Barrier Type	As-is Measurement/Notes	Sidewalk Width	Qty	Unit	Cost	Total
44489	144.1 to 145.1 feet	Vertical Change	-.55	5 ft	5	REF		
42793	151.7 to 152.7 feet	Vertical Change	-.66	5 ft	5	REF		
53718	157.5 to 158.5 feet	Vertical Change	-.26	5 ft	5	REF		
44490	159.4 to 160.4 feet	Vertical Change	-.55	5 ft	5	REF		
53719	163.2 to 166.1 feet	Vertical Change	-.26	5 ft	15	REF		
58421	168.0 to 196.1 feet	Driveway				REF		
41257	170.7 to 171.7 feet	Vertical Change	-1.78	5 ft	5	REF		
45995	172.7 to 175.8 feet	Vertical Change	-.48	5 ft	16	REF		
10131	179.4 to 192.9 feet	Cross Slope (Driveway)	9.0-10.0%	5 ft	68	SF	$40	**$2,700**
45088	185.8 to 186.8 feet	Vertical Change	-.52	5 ft	5	REF		
40317	194.2 to 195.2 feet	Running Slope	6.0-7.0%	5 ft	5	REF		
10133	196.5 to 197.8 feet	Cross Slope (Driveway)	2.0-3.0%	5 ft	7	SF	$40	**$260**
48564	196.6 to 197.6 feet	Vertical Change	-.38	5 ft	5	REF		
58422	199.6 to 226.2 feet	Driveway				REF		
10134	200.3 to 204.0 feet	Cross Slope (Driveway)	2.0-3.0%	5 ft	19	SF	$40	**$740**
43753	200.7 to 201.7 feet	Vertical Change	-.59	5 ft	5	REF		
52221	202.8 to 205.7 feet	Vertical Change	-.29	5 ft	15	REF		
10135	208.2 to 213.0 feet	Cross Slope (Driveway)	9.0-10.0%	5 ft	24	SF	$40	**$960**
10137	213.0 to 224.1 feet	Cross Slope (Driveway)	7.0-8.0%	5 ft	56	SF	$40	**$2,220**
43440	216.0 to 217.0 feet	Vertical Change	-.61	5 ft	5	REF		
10139	224.1 to 226.5 feet	Cross Slope (Driveway)	5.0-6.0%	5 ft	12	SF	$40	**$480**
10141	226.5 to 228.0 feet	Cross Slope (Driveway)	3.0-4.0%	5 ft	8	SF	$40	**$300**
10142	228.0 to 265.7 feet	Cross Slope (PAR)	2.0-3.0%	5 ft	189	SF	$120	**$22,620**
50885	229.3 to 230.3 feet	Vertical Change	-.31	5 ft	5	REF		
42057	231.2 to 232.2 feet	Vertical Change	-.76	5 ft	5	REF		
48565	238.4 to 239.4 feet	Vertical Change	-.38	5 ft	5	REF		
48279	246.6 to 247.6 feet	Vertical Change	-.39	5 ft	5	REF		
49773	254.3 to 257.3 feet	Vertical Change	-.34	5 ft	15	REF		

Funding Source: TBD **Year to be Completed** TBD

Street Side	Run ID	Survey Street Name	Starting Street Name	End Street Name	Priority
S	1908221519	ROSE AVE	PINE ST	LARK AVE	86.25

ID	Dist. from Corner	Barrier Type	As-is Measurement/Notes	Sidewalk Width	Qty	Unit	Cost	Total
41866	261.8 to 262.8 feet	Vertical Change	-.81	5 ft	5	REF		

TOTAL COST FOR: S *side of* **ROSE AVE** *Starting at:* **PINE ST** **$103,360.00**

Funding Source: TBD **Year to be Completed** TBD

Street Side	Run ID	Survey Street Name	Starting Street Name	End Street Name	Priority
N	1908221522	ROSE AVE	SANTA CRUZ BLVD	PINE ST	50

ID	Dist. from Corner	Barrier Type	As-is Measurement/Notes	Sidewalk Width	Qty	Unit	Cost	Total
47125	1.4 to 2.4 feet	Vertical Change	-.43	5 ft	5	LF	$75	$375
10156	6.1 to 33.4 feet	Cross Slope (PAR)	2.0-3.0%	5 ft	137	SF	$120	$16,380
42495	12.5 to 13.5 feet	Vertical Change	-.69	5 ft	5	REF		
42795	18.8 to 19.8 feet	Vertical Change	-.66	5 ft	5	REF		
58423	21.6 to 51.0 feet	Driveway				REF		
46674	24.9 to 27.7 feet	Vertical Change	-.45	5 ft	14	REF		
42309	28.8 to 29.8 feet	Vertical Change	-.71	5 ft	5	REF		
44491	32.1 to 33.1 feet	Vertical Change	-.55	5 ft	5	REF		
47126	36.1 to 37.1 feet	Vertical Change	-.43	5 ft	5	REF		
44097	39.4 to 40.4 feet	Vertical Change	-.57	5 ft	5	REF		
44098	42.9 to 43.9 feet	Vertical Change	-.57	5 ft	5	REF		
43914	46.8 to 47.8 feet	Vertical Change	-.58	5 ft	5	REF		
10159	47.1 to 52.2 feet	Cross Slope (Driveway)	2.0-3.0%	5 ft	26	SF	$40	$1,020
44276	50.0 to 55.3 feet	Vertical Change	-.56	5 ft	27	REF		
10162	55.1 to 102.2 feet	Cross Slope (PAR)	2.0-3.0%	5 ft	236	SF	$120	$28,260
43915	57.6 to 58.6 feet	Vertical Change	-.58	5 ft	5	REF		
46210	65.7 to 66.7 feet	Vertical Change	-.47	5 ft	5	REF		
46450	81.2 to 82.2 feet	Vertical Change	-.46	5 ft	5	REF		
42242	85.0 to 86.0 feet	Vertical Change	-.72	5 ft	5	REF		
58424	87.2 to 116.3 feet	Driveway				REF		
43756	90.7 to 95.7 feet	Vertical Change	-.59	5 ft	25	REF		
54159	96.4 to 97.4 feet	Vertical Change	.28	5 ft	5	REF		
43916	98.0 to 99.0 feet	Vertical Change	-.58	5 ft	5	REF		
43154	101.7 to 102.7 feet	Vertical Change	-.63	5 ft	5	REF		
43442	105.1 to 106.1 feet	Vertical Change	-.61	5 ft	5	REF		
10168	105.4 to 108.7 feet	Cross Slope (Driveway)	2.0-3.0%	5 ft	17	SF	$40	$660
43014	108.5 to 109.5 feet	Vertical Change	-.64	5 ft	5	REF		
10169	111.3 to 145.1 feet	Cross Slope (Driveway)	2.0-3.0%	5 ft	169	SF	$40	$6,760

Funding Source: TBD **Year to be Completed** TBD

Street Side	Run ID	Survey Street Name	Starting Street Name	End Street Name	Priority
N	1908221522	ROSE AVE	SANTA CRUZ BLVD	PINE ST	50

ID	Dist. from Corner	Barrier Type	As-is Measurement/Notes	Sidewalk Width	Qty	Unit	Cost	Total
42688	112.1 to 113.1 feet	Vertical Change	-.67	5 ft	5	REF		
56924	115.8 to 116.8 feet	Vertical Change	.52	5 ft	5	REF		
53191	117.9 to 118.9 feet	Vertical Change	-.27	5 ft	5	REF		
44713	119.9 to 120.9 feet	Vertical Change	-.54	5 ft	5	REF		
44278	123.0 to 124.0 feet	Vertical Change	-.56	5 ft	5	REF		
47366	130.2 to 131.2 feet	Vertical Change	-.42	5 ft	5	REF		
58425	131.8 to 172.1 feet	Driveway				REF		
48566	139.5 to 140.5 feet	Vertical Change	-.38	5 ft	5	REF		
48567	143.3 to 144.3 feet	Vertical Change	-.38	5 ft	5	REF		
50485	147.4 to 148.4 feet	Vertical Change	-.32	5 ft	5	REF		
48281	151.4 to 152.4 feet	Vertical Change	-.39	5 ft	5	REF		
44714	158.8 to 159.8 feet	Vertical Change	-.54	5 ft	5	REF		
47605	163.0 to 164.0 feet	Vertical Change	-.41	5 ft	5	REF		
44279	167.7 to 171.4 feet	Vertical Change	-.56	5 ft	19	REF		
10172	168.8 to 174.3 feet	Cross Slope (Driveway)	3.0-4.0%	5 ft	28	SF	$40	**$1,100**
56943	170.5 to 171.5 feet	Vertical Change	.54	5 ft	5	REF		
42915	171.6 to 174.8 feet	Vertical Change	-.65	5 ft	16	REF		
10175	174.3 to 191.2 feet	Cross Slope (PAR)	2.0-3.0%	5 ft	85	SF	$120	**$10,140**
44280	182.4 to 183.4 feet	Vertical Change	-.56	5 ft	5	REF		
50886	192.2 to 193.2 feet	Vertical Change	-.31	5 ft	5	LF	$75	**$375**
10176	200.8 to 221.3 feet	Cross Slope (PAR)	2.0-3.0%	5 ft	103	SF	$120	**$12,300**
52222	211.4 to 212.4 feet	Vertical Change	-.29	5 ft	5	REF		
58426	211.9 to 242.9 feet	Driveway				REF		
46900	217.1 to 220.1 feet	Vertical Change	-.44	5 ft	15	REF		
10183	221.3 to 246.3 feet	Cross Slope (Driveway)	4.0-5.0%	5 ft	125	SF	$40	**$5,000**
52223	224.9 to 225.9 feet	Vertical Change	-.29	5 ft	5	REF		
45996	228.3 to 229.3 feet	Vertical Change	-.48	5 ft	5	REF		
48568	231.8 to 232.8 feet	Vertical Change	-.38	5 ft	5	REF		

Funding Source: TBD **Year to be Completed** TBD

Street Side	Run ID	Survey Street Name	Starting Street Name	End Street Name	Priority
N	1908221522	ROSE AVE	SANTA CRUZ BLVD	PINE ST	50

ID	Dist. from Corner	Barrier Type	As-is Measurement/Notes	Sidewalk Width	Qty	Unit	Cost	Total
47127	235.2 to 236.2 feet	Vertical Change	-.43	5 ft	5	REF		
45997	238.6 to 239.6 feet	Vertical Change	-.48	5 ft	5	REF		
43918	242.8 to 243.8 feet	Vertical Change	-.58	5 ft	5	REF		
10188	246.3 to 264.8 feet	Cross Slope (PAR)	2.0-3.0%	5 ft	93	SF	$120	**$11,100**
58427	256.1 to 287.1 feet	Driveway				REF		
42098	260.8 to 265.9 feet	Vertical Change	-.75	5 ft	25	REF		
10190	264.8 to 290.7 feet	Cross Slope (Driveway)	4.0-5.0%	5 ft	130	SF	$40	**$5,180**
48282	266.4 to 269.7 feet	Vertical Change	-.39	5 ft	17	REF		
43282	272.1 to 273.1 feet	Vertical Change	-.62	5 ft	5	REF		
43444	275.7 to 276.7 feet	Vertical Change	-.61	5 ft	5	REF		
42796	278.9 to 279.9 feet	Vertical Change	-.66	5 ft	5	REF		
42797	282.2 to 283.2 feet	Vertical Change	-.66	5 ft	5	REF		
44715	285.6 to 286.6 feet	Vertical Change	-.54	5 ft	5	REF		
56983	285.7 to 286.7 feet	Vertical Change	.58	5 ft	5	REF		
42798	286.0 to 291.7 feet	Vertical Change	-.66	5 ft	29	REF		
10197	290.7 to 321.9 feet	Cross Slope (PAR)	2.0-3.0%	5 ft	156	SF	$120	**$18,720**
44281	294.7 to 295.7 feet	Vertical Change	-.56	5 ft	5	REF		
48569	304.5 to 305.5 feet	Vertical Change	-.38	5 ft	5	REF		
57341	320.3 to 321.3 feet	Vertical Change	.98	5 ft	5	REF		
10201	321.9 to 342.0 feet	Cross Slope (PAR)	4.0-5.0%	5 ft	101	SF	$120	**$12,060**
45796	324.3 to 325.3 feet	Vertical Change	-.49	5 ft	5	REF		
58428	328.6 to 368.0 feet	Driveway				REF		
44101	331.8 to 337.1 feet	Vertical Change	-.57	5 ft	27	REF		
43613	340.3 to 341.3 feet	Vertical Change	-.6	5 ft	5	REF		
10205	342.0 to 344.1 feet	Cross Slope (Driveway)	2.0-3.0%	5 ft	11	SF	$40	**$420**
44282	344.2 to 345.2 feet	Vertical Change	-.56	5 ft	5	REF		
45090	348.0 to 349.0 feet	Vertical Change	-.52	5 ft	5	REF		
10206	349.2 to 355.2 feet	Cross Slope (Driveway)	2.0-3.0%	5 ft	30	SF	$40	**$1,200**

Funding Source: TBD **Year to be Completed** TBD

Street Side	Run ID	Survey Street Name	Starting Street Name	End Street Name	Priority
N	1908221522	ROSE AVE	SANTA CRUZ BLVD	PINE ST	50

ID	Dist. from Corner	Barrier Type	As-is Measurement/Notes	Sidewalk Width	Qty	Unit	Cost	Total
44283	351.6 to 352.6 feet	Vertical Change	-.56	5 ft	5	REF		
48283	355.4 to 356.4 feet	Vertical Change	-.39	5 ft	5	REF		
10207	359.4 to 392.3 feet	Cross Slope (Driveway)	2.0-3.0%	5 ft	165	SF	$40	**$6,580**
47128	363.2 to 364.2 feet	Vertical Change	-.43	5 ft	5	REF		
46451	367.6 to 370.7 feet	Vertical Change	-.46	5 ft	16	REF		
43445	379.4 to 380.4 feet	Vertical Change	-.61	5 ft	5	REF		
58429	382.4 to 412.5 feet	Driveway				REF		
41682	387.3 to 388.3 feet	Vertical Change	-.91	5 ft	5	REF		
43284	389.2 to 392.2 feet	Vertical Change	-.62	5 ft	15	REF		
10212	392.3 to 398.6 feet	Cross Slope (Driveway)	4.0-5.0%	5 ft	32	SF	$40	**$1,260**
43015	394.7 to 395.7 feet	Vertical Change	-.64	5 ft	5	REF		
42592	398.2 to 399.2 feet	Vertical Change	-.68	5 ft	5	REF		
10216	398.6 to 402.4 feet	Cross Slope (Driveway)	2.0-3.0%	5 ft	19	SF	$40	**$760**
42148	401.5 to 402.5 feet	Vertical Change	-.74	5 ft	5	REF		
42800	405.0 to 406.0 feet	Vertical Change	-.66	5 ft	5	REF		
10217	407.0 to 440.7 feet	Cross Slope (Driveway)	2.0-3.0%	5 ft	169	SF	$40	**$6,740**
42496	408.2 to 409.2 feet	Vertical Change	-.69	5 ft	5	REF		
45578	411.6 to 415.3 feet	Vertical Change	-.5	5 ft	19	REF		
41773	416.2 to 417.2 feet	Vertical Change	-.86	5 ft	5	REF		
46901	423.9 to 424.9 feet	Vertical Change	-.44	5 ft	5	REF		
41949	436.2 to 437.2 feet	Vertical Change	-.79	5 ft	5	REF		

TOTAL COST FOR: N *side of* **ROSE AVE** *Starting at:* **SANTA CRUZ BLVD** **$146,390.00**

Funding Source: TBD **Year to be Completed** TBD

Street Side	Run ID	Survey Street Name	Starting Street Name	End Street Name	Priority
S	1908221430	ROSE AVE	SANTA CRUZ BLVD	PHILLIP WAY	59

ID	Dist. from Corner	Barrier Type	As-is Measurement/Notes	Sidewalk Width	Qty	Unit	Cost	Total
9182	0.0 to 18.3 feet	Cross Slope (PAR)	2.0-3.0%	5 ft	92	SF	$120	**$10,980**
52169	0.2 to 1.2 feet	**Vertical Change**	-.29	5 ft	5	REF		
52170	6.1 to 7.1 feet	**Vertical Change**	-.29	5 ft	5	REF		
58357	11.9 to 52.7 feet	Driveway				REF		
42096	14.3 to 15.3 feet	**Vertical Change**	-.75	5 ft	5	REF		
9184	18.3 to 20.8 feet	**Cross Slope (Driveway)**	4.0-5.0%	5 ft	13	SF	$40	**$500**
9186	20.8 to 23.1 feet	**Cross Slope (Driveway)**	6.0-7.0%	5 ft	12	SF	$40	**$460**
9187	23.1 to 37.3 feet	**Cross Slope (Driveway)**	5.0-6.0%	5 ft	71	SF	$40	**$2,840**
45064	31.9 to 32.9 feet	**Vertical Change**	-.52	5 ft	5	REF		
9190	37.3 to 49.8 feet	**Cross Slope (Driveway)**	6.0-7.0%	5 ft	63	SF	$40	**$2,500**
44471	42.0 to 43.0 feet	**Vertical Change**	-.55	5 ft	5	REF		
9191	49.8 to 54.8 feet	**Cross Slope (Driveway)**	5.0-6.0%	5 ft	25	SF	$40	**$1,000**
48837	51.5 to 52.5 feet	**Vertical Change**	-.37	5 ft	5	REF		
9193	54.8 to 65.2 feet	Cross Slope (PAR)	3.0-4.0%	5 ft	52	SF	$120	**$6,240**
58358	60.9 to 88.7 feet	Driveway				REF		
44258	62.4 to 63.4 feet	**Vertical Change**	-.56	5 ft	5	REF		
9196	65.2 to 70.9 feet	**Cross Slope (Driveway)**	2.0-3.0%	5 ft	29	SF	$40	**$1,140**
45065	66.2 to 67.2 feet	**Vertical Change**	-.52	5 ft	5	REF		
56954	66.3 to 67.3 feet	**Vertical Change**	.55	5 ft	5	REF		
47345	66.4 to 67.4 feet	**Vertical Change**	-.42	5 ft	5	REF		
9198	70.9 to 91.3 feet	**Cross Slope (Driveway)**	4.0-5.0%	5 ft	102	SF	$40	**$4,080**
42138	77.7 to 78.7 feet	**Vertical Change**	-.74	5 ft	5	REF		
54028	90.0 to 91.0 feet	**Vertical Change**	-.25	5 ft	5	REF		
9200	91.3 to 118.6 feet	Cross Slope (PAR)	2.0-3.0%	5 ft	137	SF	$120	**$16,380**
43270	102.7 to 103.7 feet	**Vertical Change**	-.62	5 ft	5	REF		
44695	114.3 to 115.3 feet	**Vertical Change**	-.54	5 ft	5	REF		
9204	118.6 to 144.0 feet	Cross Slope (PAR)	4.0-5.0%	5 ft	127	SF	$120	**$15,240**
49118	125.0 to 126.0 feet	**Vertical Change**	-.36	5 ft	5	REF		

Funding Source: TBD **Year to be Completed** TBD

Street Side	Run ID	Survey Street Name	Starting Street Name	End Street Name	Priority
S	1908221430	ROSE AVE	SANTA CRUZ BLVD	PHILLIP WAY	59

ID	Dist. from Corner	Barrier Type	As-is Measurement/Notes	Sidewalk Width	Qty	Unit	Cost	Total
43271	136.3 to 137.3 feet	Vertical Change	-.62	5 ft	5	REF		
9206	144.0 to 162.0 feet	Cross Slope (PAR)	2.0-3.0%	5 ft	90	SF	$120	**$10,800**
47346	144.4 to 145.4 feet	Vertical Change	-.42	5 ft	5	REF		
42903	147.6 to 148.6 feet	Vertical Change	-.65	5 ft	5	REF		
58359	150.8 to 182.8 feet	Driveway				REF		
44885	155.6 to 156.6 feet	Vertical Change	-.53	5 ft	5	REF		
9209	162.0 to 164.5 feet	Cross Slope (Driveway)	4.0-5.0%	5 ft	13	SF	$40	**$500**
9211	164.5 to 166.1 feet	Cross Slope (Driveway)	6.0-7.0%	5 ft	8	SF	$40	**$320**
9212	166.1 to 182.2 feet	Cross Slope (Driveway)	5.0-6.0%	5 ft	81	SF	$40	**$3,220**
46654	172.5 to 173.5 feet	Vertical Change	-.45	5 ft	5	REF		
9216	182.2 to 203.7 feet	Cross Slope (Driveway)	3.0-4.0%	5 ft	108	SF	$40	**$4,300**
46192	183.3 to 184.3 feet	Vertical Change	-.47	5 ft	5	REF		
44472	186.9 to 187.9 feet	Vertical Change	-.55	5 ft	5	REF		
58360	196.4 to 224.0 feet	Driveway				REF		
45771	198.8 to 199.8 feet	Vertical Change	-.49	5 ft	5	REF		
53672	202.7 to 203.7 feet	Vertical Change	-.26	5 ft	5	REF		
9217	204.6 to 205.6 feet	Cross Slope (Driveway)	5.0-6.0%	5 ft	5	SF	$40	**$200**
9218	205.6 to 210.3 feet	Cross Slope (Driveway)	6.0-7.0%	5 ft	24	SF	$40	**$940**
9221	210.3 to 220.1 feet	Cross Slope (Driveway)	5.0-6.0%	5 ft	49	SF	$40	**$1,960**
47347	213.7 to 214.7 feet	Vertical Change	-.42	5 ft	5	REF		
9225	220.1 to 224.0 feet	Cross Slope (Driveway)	6.0-7.0%	5 ft	20	SF	$40	**$780**
56923	223.8 to 224.8 feet	Vertical Change	.52	5 ft	5	REF		
9227	224.8 to 231.3 feet	Cross Slope (PAR)	4.0-5.0%	5 ft	33	SF	$120	**$3,900**
9229	231.3 to 245.3 feet	Cross Slope (PAR)	2.0-3.0%	5 ft	70	SF	$120	**$8,400**
43425	238.6 to 239.6 feet	Vertical Change	-.61	5 ft	5	REF		
53673	250.4 to 251.4 feet	Vertical Change	-.26	5 ft	5	LF	$75	**$375**
9230	259.5 to 268.5 feet	Cross Slope (PAR)	2.0-3.0%	5 ft	45	SF	$120	**$5,400**
58361	259.8 to 289.9 feet	Driveway				REF		

Funding Source: TBD **Year to be Completed** TBD

Street Side	Run ID	Survey Street Name	Starting Street Name	End Street Name	Priority
S	1908221430	ROSE AVE	SANTA CRUZ BLVD	PHILLIP WAY	59

ID	Dist. from Corner	Barrier Type	As-is Measurement/Notes	Sidewalk Width	Qty	Unit	Cost	Total
51748	260.7 to 264.5 feet	Vertical Change	-.3	5 ft	19	REF		
9234	268.5 to 307.5 feet	Cross Slope (Driveway)	4.0-5.0%	5 ft	195	SF	$40	**$7,800**
47586	277.8 to 278.8 feet	Vertical Change	-.41	5 ft	5	REF		
53143	289.6 to 295.7 feet	Vertical Change	-.27	5 ft	30	REF		
44696	305.1 to 306.1 feet	Vertical Change	-.54	5 ft	5	REF		
9245	307.5 to 318.1 feet	Cross Slope (PAR)	2.0-3.0%	5 ft	53	SF	$120	**$6,360**
44259	314.8 to 315.8 feet	Vertical Change	-.56	5 ft	5	REF		
9247	318.1 to 321.3 feet	Cross Slope (PAR)	4.0-5.0%	5 ft	16	SF	$120	**$1,920**

TOTAL COST FOR: S *side of* **ROSE AVE** *Starting at:* **SANTA CRUZ BLVD** **$118,535.00**

Funding Source: TBD **Year to be Completed** TBD

Street Side	Run ID	Survey Street Name	Starting Street Name	End Street Name	Priority
SE	1908220915	ROSEHILL DR	AMADOR ST	CALAVERAS ST	109.5

ID	Dist. from Corner	Barrier Type	As-is Measurement/Notes	Sidewalk Width	Qty	Unit	Cost	Total
5299	1.0 to 125.7 feet	Cross Slope (PAR)	4.0-5.0%	5 ft	624	SF	$120	**$74,820**
53578	118.4 to 119.4 feet	**Vertical Change**	-.26	5 ft	5	REF		
57998	122.1 to 147.1 feet	Driveway				REF		
5314	130.7 to 144.7 feet	**Cross Slope (Driveway)**	10.0-11.0%	5 ft	70	SF	$40	**$2,800**
40168	143.3 to 145.6 feet	Running Slope	5.0-6.0%	5 ft	11	REF		
52537	146.6 to 147.6 feet	**Vertical Change**	-.28	5 ft	5	REF		
5316	148.2 to 154.8 feet	Cross Slope (PAR)	4.0-5.0%	5 ft	33	SF	$120	**$3,960**
57999	150.8 to 176.1 feet	Driveway				REF		
5318	158.3 to 172.5 feet	**Cross Slope (Driveway)**	10.0-11.0%	5 ft	71	SF	$40	**$2,840**
40170	172.8 to 173.8 feet	Running Slope	5.0-6.0%	5 ft	5	REF		
49051	175.5 to 176.5 feet	**Vertical Change**	-.36	5 ft	5	REF		
5320	180.1 to 203.7 feet	Cross Slope (PAR)	2.0-3.0%	5 ft	118	SF	$120	**$14,160**
49669	188.9 to 189.9 feet	**Vertical Change**	-.34	5 ft	5	REF		
5322	203.7 to 269.9 feet	Cross Slope (PAR)	4.0-5.0%	5 ft	331	SF	$120	**$39,720**
53579	204.4 to 205.4 feet	**Vertical Change**	-.26	5 ft	5	REF		
47950	240.1 to 241.1 feet	**Vertical Change**	-.4	5 ft	5	REF		
44655	254.8 to 255.8 feet	**Vertical Change**	-.54	5 ft	5	REF		
5331	269.9 to 296.8 feet	Cross Slope (PAR)	2.0-3.0%	5 ft	135	SF	$120	**$16,140**
58000	292.8 to 316.8 feet	Driveway				REF		
5335	300.5 to 314.3 feet	**Cross Slope (Driveway)**	11.0-12.0%	5 ft	69	SF	$40	**$2,760**
40171	313.3 to 315.8 feet	Running Slope	5.0-6.0%	5 ft	13	REF		
5337	318.1 to 326.1 feet	Cross Slope (PAR)	2.0-3.0%	5 ft	40	SF	$120	**$4,800**
58001	321.8 to 346.1 feet	Driveway				REF		
52090	326.8 to 327.8 feet	**Vertical Change**	-.29	5 ft	5	REF		
5338	330.2 to 342.7 feet	**Cross Slope (Driveway)**	11.0-12.0%	5 ft	63	SF	$40	**$2,500**
40172	342.7 to 345.2 feet	Running Slope	5.0-6.0%	5 ft	13	REF		
5341	346.3 to 411.6 feet	**Cross Slope (Driveway)**	4.0-5.0%	5 ft	327	SF	$40	**$13,060**
5349	411.6 to 441.7 feet	Cross Slope (PAR)	2.0-3.0%	5 ft	151	SF	$120	**$18,060**
50008	418.6 to 419.6 feet	**Vertical Change**	-.33	5 ft	5	REF		

Funding Source: TBD **Year to be Completed** TBD

Street Side	Run ID	Survey Street Name	Starting Street Name	End Street Name	Priority
SE	1908220915	ROSEHILL DR	AMADOR ST	CALAVERAS ST	109.5

ID	Dist. from Corner	Barrier Type	As-is Measurement/Notes	Sidewalk Width	Qty	Unit	Cost	Total
5356	444.2 to 470.8 feet	Cross Slope (PAR)	2.0-3.0%	5 ft	133	SF	$120	**$15,960**
58002	466.1 to 489.6 feet	Driveway				REF		
5363	474.3 to 486.3 feet	Cross Slope (Driveway)	9.0-10.0%	5 ft	60	SF	$40	**$2,400**
5364	490.0 to 551.7 feet	Cross Slope (Driveway)	2.0-3.0%	5 ft	309	SF	$40	**$12,340**
50009	523.0 to 524.0 feet	Vertical Change	-.33	5 ft	5	REF		
44227	537.3 to 538.3 feet	Vertical Change	-.56	5 ft	5	REF		
5371	551.7 to 566.3 feet	Cross Slope (PAR)	4.0-5.0%	5 ft	73	SF	$120	**$8,760**
58003	561.8 to 587.2 feet	Driveway				REF		
50746	563.9 to 564.9 feet	Vertical Change	-.31	5 ft	5	REF		
5375	569.7 to 582.5 feet	Cross Slope (Driveway)	10.0-11.0%	5 ft	64	SF	$40	**$2,560**
5377	582.5 to 585.0 feet	Cross Slope (Driveway)	12.0-13.0%	5 ft	13	SF	$40	**$500**
40174	584.2 to 586.1 feet	Running Slope	5.0-6.0%	5 ft	9	REF		
5379	588.3 to 596.1 feet	Cross Slope (PAR)	3.0-4.0%	5 ft	39	SF	$120	**$4,680**
58004	591.3 to 616.5 feet	Driveway				REF		
50747	596.5 to 597.5 feet	Vertical Change	-.31	5 ft	5	REF		
5380	599.5 to 613.5 feet	Cross Slope (Driveway)	10.0-11.0%	5 ft	70	SF	$40	**$2,800**
53052	616.0 to 617.0 feet	Vertical Change	-.27	5 ft	5	REF		
5382	617.9 to 657.8 feet	Cross Slope (PAR)	2.0-3.0%	5 ft	200	SF	$120	**$23,940**
44857	620.9 to 623.8 feet	Vertical Change	-.53	5 ft	14	REF		
41434	624.3 to 625.3 feet	Vertical Change	-1.2	5 ft	5	REF		
42010	628.1 to 629.1 feet	Vertical Change	-.77	5 ft	5	REF		
41579	642.3 to 643.3 feet	Vertical Change	-1	5 ft	5	REF		
43117	656.9 to 657.9 feet	Vertical Change	-.63	5 ft	5	REF		
5386	657.8 to 707.4 feet	Cross Slope (PAR)	4.0-5.0%	5 ft	248	SF	$120	**$29,760**
42994	671.6 to 672.6 feet	Vertical Change	-.64	5 ft	5	REF		
41798	685.6 to 686.6 feet	Vertical Change	-.84	5 ft	5	REF		
45233	700.3 to 701.3 feet	Vertical Change	-.51	5 ft	5	REF		
53580	704.9 to 705.9 feet	Vertical Change	-.26	5 ft	5	REF		

Funding Source: TBD **Year to be Completed** TBD

Street Side	Run ID	Survey Street Name	Starting Street Name	End Street Name	Priority
SE	1908220915	ROSEHILL DR	AMADOR ST	CALAVERAS ST	109.5

ID	Dist. from Corner	Barrier Type	As-is Measurement/Notes	Sidewalk Width	Qty	Unit	Cost	Total
5390	707.4 to 743.9 feet	Cross Slope (PAR)	2.0-3.0%	5 ft	183	SF	$120	**$21,900**
52091	714.5 to 715.5 feet	**Vertical Change**	-.29	5 ft	5	REF		
58005	740.2 to 766.4 feet	Driveway				REF		
53988	744.7 to 745.7 feet	**Vertical Change**	-.25	5 ft	5	REF		
5394	748.2 to 763.1 feet	**Cross Slope (Driveway)**	11.0-12.0%	5 ft	75	SF	$40	**$2,980**
40175	762.2 to 764.7 feet	Running Slope	5.0-6.0%	5 ft	13	REF		
5397	766.7 to 776.1 feet	Cross Slope (PAR)	4.0-5.0%	5 ft	47	SF	$120	**$5,640**
58006	772.8 to 796.9 feet	Driveway				REF		
5399	779.7 to 793.4 feet	**Cross Slope (Driveway)**	10.0-11.0%	5 ft	69	SF	$40	**$2,740**
40177	793.3 to 794.7 feet	Running Slope	6.0-7.0%	5 ft	7	REF		
42187	796.0 to 797.0 feet	**Vertical Change**	-.73	5 ft	5	REF		
5401	797.0 to 798.0 feet	**Cross Slope (Driveway)**	3.0-4.0%	5 ft	5	SF	$40	**$200**
5402	798.0 to 857.9 feet	Cross Slope (PAR)	2.0-3.0%	5 ft	300	SF	$120	**$35,940**
52538	831.4 to 832.4 feet	**Vertical Change**	-.28	5 ft	5	REF		
58007	856.9 to 883.3 feet	Driveway				REF		
49354	861.5 to 862.5 feet	**Vertical Change**	-.35	5 ft	5	REF		
5407	864.2 to 880.6 feet	**Cross Slope (Driveway)**	9.0-10.0%	5 ft	82	SF	$40	**$3,280**
40178	879.4 to 881.7 feet	Running Slope	6.0-7.0%	5 ft	12	REF		
51660	883.1 to 884.1 feet	**Vertical Change**	-.3	5 ft	5	REF		
5410	883.5 to 884.7 feet	Cross Slope (PAR)	3.0-4.0%	5 ft	6	SF	$120	**$720**
5411	884.7 to 893.0 feet	Cross Slope (PAR)	2.0-3.0%	5 ft	42	SF	$120	**$4,980**
5413	893.0 to 951.2 feet	Cross Slope (PAR)	4.0-5.0%	5 ft	291	SF	$120	**$34,920**
51661	915.6 to 916.6 feet	**Vertical Change**	-.3	5 ft	5	REF		
46834	944.4 to 945.4 feet	**Vertical Change**	-.44	5 ft	5	REF		
5417	951.2 to 961.4 feet	Cross Slope (PAR)	2.0-3.0%	5 ft	51	SF	$120	**$6,120**
52539	958.8 to 959.8 feet	**Vertical Change**	-.28	5 ft	5	REF		
5419	961.4 to 986.8 feet	Cross Slope (PAR)	4.0-5.0%	5 ft	127	SF	$120	**$15,240**
49670	973.8 to 974.8 feet	**Vertical Change**	-.34	5 ft	5	REF		
58008	984.3 to 1012.3 feet	Driveway				REF		

Funding Source: TBD **Year to be Completed** TBD

Street Side	Run ID	Survey Street Name	Starting Street Name	End Street Name	Priority
SE	1908220915	ROSEHILL DR	AMADOR ST	CALAVERAS ST	109.5

ID	Dist. from Corner	Barrier Type	As-is Measurement/Notes	Sidewalk Width	Qty	Unit	Cost	Total
52092	986.7 to 990.3 feet	Vertical Change	-.29	5 ft	18	REF		
5421	986.8 to 988.3 feet	Cross Slope (Driveway)	2.0-3.0%	5 ft	8	SF	$40	**$300**
5422	992.7 to 1002.7 feet	Cross Slope (Driveway)	11.0-12.0%	5 ft	50	SF	$40	**$2,000**
5424	1002.7 to 1009.4 feet	Cross Slope (Driveway)	13.014	5 ft	34	SF	$40	**$1,340**
40180	1009.2 to 1010.2 feet	Running Slope	7.0-8.0%	5 ft	5	REF		
52093	1011.6 to 1012.6 feet	Vertical Change	-.29	5 ft	5	REF		
5426	1013.3 to 1022.1 feet	Cross Slope (PAR)	2.0-3.0%	5 ft	44	SF	$120	**$5,280**
5428	1022.1 to 1070.3 feet	Cross Slope (PAR)	4.0-5.0%	5 ft	241	SF	$120	**$28,920**
46374	1032.8 to 1033.8 feet	Vertical Change	-.46	5 ft	5	REF		
53053	1048.1 to 1049.1 feet	Vertical Change	-.27	5 ft	5	REF		
55970	1063.2 to 1064.2 feet	Vertical Change	.36	5 ft	5	REF		
5436	1070.3 to 1076.9 feet	Cross Slope (PAR)	6.0-7.0%	5 ft	33	SF	$120	**$3,960**
5437	1076.9 to 1083.7 feet	Cross Slope (PAR)	5.0-6.0%	5 ft	34	SF	$120	**$4,080**
5439	1083.7 to 1086.4 feet	Cross Slope (PAR)	3.0-4.0%	5 ft	14	SF	$120	**$1,620**

TOTAL COST FOR: SE *side of* **ROSEHILL DR** *Starting at:* **AMADOR ST** **$481,480.00**

Funding Source: TBD **Year to be Completed** TBD

Street Side	Run ID	Survey Street Name	Starting Street Name	End Street Name	Priority
NW	1908220919	ROSEHILL DR	CALAVERAS ST	CALIFA DR	103.5

ID	Dist. from Corner	Barrier Type	As-is Measurement/Notes	Sidewalk Width	Qty	Unit	Cost	Total
5440	0.0 to 7.6 feet	Cross Slope (PAR)	2.0-3.0%	5 ft	38	SF	$120	**$4,560**
5442	7.6 to 38.5 feet	Cross Slope (PAR)	4.0-5.0%	5 ft	155	SF	$120	**$18,540**
49355	10.0 to 11.0 feet	**Vertical Change**	-.35	5 ft	5	REF		
41980	24.2 to 25.2 feet	**Vertical Change**	-.78	5 ft	5	REF		
5448	38.5 to 50.3 feet	Cross Slope (PAR)	6.0-7.0%	5 ft	59	SF	$120	**$7,080**
5451	50.3 to 66.6 feet	Cross Slope (PAR)	5.0-6.0%	5 ft	81	SF	$120	**$9,780**
53582	52.5 to 53.5 feet	**Vertical Change**	-.26	5 ft	5	REF		
58009	60.9 to 86.8 feet	Driveway				REF		
5454	70.6 to 79.3 feet	**Cross Slope (Driveway)**	10.0-11.0%	5 ft	44	SF	$40	**$1,740**
5456	79.3 to 84.7 feet	**Cross Slope (Driveway)**	12.0-13.0%	5 ft	27	SF	$40	**$1,080**
40181	84.0 to 85.2 feet	Running Slope	5.0-6.0%	5 ft	6	REF		
5457	88.4 to 122.3 feet	Cross Slope (PAR)	3.0-4.0%	5 ft	170	SF	$120	**$20,340**
50748	89.8 to 90.8 feet	**Vertical Change**	-.31	5 ft	5	REF		
5461	122.3 to 152.5 feet	Cross Slope (PAR)	5.0-6.0%	5 ft	151	SF	$120	**$18,120**
5469	152.5 to 167.2 feet	Cross Slope (PAR)	3.0-4.0%	5 ft	74	SF	$120	**$8,820**
5471	167.2 to 218.3 feet	Cross Slope (PAR)	5.0-6.0%	5 ft	256	SF	$120	**$30,660**
50365	171.9 to 172.9 feet	**Vertical Change**	-.32	5 ft	5	REF		
5477	218.3 to 223.9 feet	Cross Slope (PAR)	3.0-4.0%	5 ft	28	SF	$120	**$3,360**
58010	219.2 to 243.6 feet	Driveway				REF		
51662	223.7 to 224.7 feet	**Vertical Change**	-.3	5 ft	5	REF		
5479	227.2 to 240.4 feet	**Cross Slope (Driveway)**	12.0-13.0%	5 ft	66	SF	$40	**$2,640**
40182	239.5 to 241.0 feet	Running Slope	5.0-6.0%	5 ft	8	REF		
5484	243.9 to 251.9 feet	**Cross Slope (Driveway)**	4.0-5.0%	5 ft	40	SF	$40	**$1,600**
58011	248.8 to 271.9 feet	Driveway				REF		
5487	255.1 to 259.4 feet	**Cross Slope (Driveway)**	11.0-12.0%	5 ft	21	SF	$40	**$860**
5489	259.4 to 269.2 feet	**Cross Slope (Driveway)**	13.014	5 ft	49	SF	$40	**$1,960**
40183	268.3 to 270.3 feet	Running Slope	5.0-6.0%	5 ft	10	REF		
5491	272.6 to 278.1 feet	Cross Slope (PAR)	6.0-7.0%	5 ft	28	SF	$120	**$3,300**

Funding Source: TBD **Year to be Completed** TBD

Street Side	Run ID	Survey Street Name	Starting Street Name	End Street Name	Priority
NW	1908220919	ROSEHILL DR	CALAVERAS ST	CALIFA DR	103.5

ID	Dist. from Corner	Barrier Type	As-is Measurement/Notes	Sidewalk Width	Qty	Unit	Cost	Total
5492	278.1 to 283.6 feet	Cross Slope (PAR)	5.0-6.0%	5 ft	28	SF	$120	**$3,300**
5494	283.6 to 313.7 feet	Cross Slope (PAR)	3.0-4.0%	5 ft	150	SF	$120	**$18,060**
5497	313.7 to 346.3 feet	Cross Slope (PAR)	2.0-3.0%	5 ft	163	SF	$120	**$19,560**
5499	346.3 to 381.2 feet	Cross Slope (PAR)	4.0-5.0%	5 ft	175	SF	$120	**$20,940**
47951	351.7 to 352.7 feet	**Vertical Change**	-.4	5 ft	5	REF		
43872	366.4 to 367.4 feet	**Vertical Change**	-.58	5 ft	5	REF		
58012	377.3 to 400.6 feet	Driveway				REF		
44858	381.9 to 382.9 feet	**Vertical Change**	-.53	5 ft	5	REF		
5503	384.8 to 398.6 feet	**Cross Slope (Driveway)**	11.0-12.0%	5 ft	69	SF	$40	**$2,760**
40184	397.8 to 399.2 feet	Running Slope	5.0-6.0%	5 ft	7	REF		
45725	401.1 to 402.1 feet	**Vertical Change**	-.49	5 ft	5	REF		
5506	402.7 to 409.7 feet	Cross Slope (PAR)	2.0-3.0%	5 ft	35	SF	$120	**$4,200**
58013	405.6 to 431.7 feet	Driveway				REF		
49052	410.4 to 411.4 feet	**Vertical Change**	-.36	5 ft	5	REF		
5507	413.3 to 418.6 feet	**Cross Slope (Driveway)**	10.0-11.0%	5 ft	27	SF	$40	**$1,060**
5509	418.6 to 425.9 feet	**Cross Slope (Driveway)**	12.0-13.0%	5 ft	37	SF	$40	**$1,460**
5511	425.9 to 428.7 feet	**Cross Slope (Driveway)**	10.0-11.0%	5 ft	14	SF	$40	**$560**
40185	426.9 to 429.3 feet	Running Slope	5.0-6.0%	5 ft	12	REF		
5512	432.4 to 448.2 feet	**Cross Slope (Driveway)**	3.0-4.0%	5 ft	79	SF	$40	**$3,160**
49671	438.7 to 439.7 feet	**Vertical Change**	-.34	5 ft	5	REF		
5514	448.2 to 455.2 feet	Cross Slope (PAR)	5.0-6.0%	5 ft	35	SF	$120	**$4,200**
5516	455.2 to 459.8 feet	Cross Slope (PAR)	3.0-4.0%	5 ft	23	SF	$120	**$2,760**
5517	459.8 to 469.3 feet	Cross Slope (PAR)	2.0-3.0%	5 ft	48	SF	$120	**$5,700**
5520	469.3 to 497.3 feet	Cross Slope (PAR)	4.0-5.0%	5 ft	140	SF	$120	**$16,800**
58014	493.7 to 518.8 feet	Driveway				REF		
5523	501.1 to 514.9 feet	**Cross Slope (Driveway)**	12.0-13.0%	5 ft	69	SF	$40	**$2,760**
40186	513.8 to 515.8 feet	Running Slope	5.0-6.0%	5 ft	10	REF		
45234	517.1 to 518.1 feet	**Vertical Change**	-.51	5 ft	5	REF		

Funding Source: TBD **Year to be Completed** TBD

Street Side	Run ID	Survey Street Name	Starting Street Name	End Street Name	Priority
NW	1908220919	ROSEHILL DR	CALAVERAS ST	CALIFA DR	103.5

ID	Dist. from Corner	Barrier Type	As-is Measurement/Notes	Sidewalk Width	Qty	Unit	Cost	Total
5525	518.4 to 568.2 feet	Cross Slope (Driveway)	4.0-5.0%	5 ft	249	SF	$40	**$9,960**
53054	554.2 to 555.2 feet	Vertical Change	-.27	5 ft	5	REF		
58015	562.3 to 585.2 feet	Driveway				REF		
53583	568.4 to 569.4 feet	Vertical Change	-.26	5 ft	5	REF		
5532	571.2 to 583.8 feet	Cross Slope (Driveway)	9.0-10.0%	5 ft	63	SF	$40	**$2,520**
5537	587.4 to 612.8 feet	Cross Slope (PAR)	3.0-4.0%	5 ft	127	SF	$120	**$15,240**
46375	596.8 to 597.8 feet	Vertical Change	-.46	5 ft	5	REF		
5539	612.8 to 629.3 feet	Cross Slope (PAR)	5.0-6.0%	5 ft	83	SF	$120	**$9,900**
58016	625.3 to 649.6 feet	Driveway				REF		
5541	629.3 to 630.4 feet	Cross Slope (Driveway)	3.0-4.0%	5 ft	6	SF	$40	**$220**
5542	633.8 to 647.1 feet	Cross Slope (Driveway)	9.0-10.0%	5 ft	67	SF	$40	**$2,660**
57161	645.3 to 646.3 feet	Vertical Change	.68	5 ft	5	REF		
42472	645.4 to 646.4 feet	Vertical Change	-.69	5 ft	5	REF		
5543	650.4 to 651.4 feet	Cross Slope (Driveway)	3.0-4.0%	5 ft	5	SF	$40	**$200**
5544	651.4 to 662.5 feet	Cross Slope (PAR)	2.0-3.0%	5 ft	56	SF	$120	**$6,660**
58017	657.9 to 681.9 feet	Driveway				REF		
49053	662.7 to 663.7 feet	Vertical Change	-.36	5 ft	5	REF		
5546	666.6 to 679.6 feet	Cross Slope (Driveway)	9.0-10.0%	5 ft	65	SF	$40	**$2,600**
40187	678.5 to 679.8 feet	Running Slope	6.0-7.0%	5 ft	7	REF		
50749	681.4 to 682.4 feet	Vertical Change	-.31	5 ft	5	REF		
5549	682.2 to 767.8 feet	Cross Slope (Driveway)	4.0-5.0%	5 ft	428	SF	$40	**$17,120**
44228	702.5 to 703.5 feet	Vertical Change	-.56	5 ft	5	REF		
52540	708.1 to 709.1 feet	Vertical Change	-.28	5 ft	5	REF		
46835	716.6 to 717.6 feet	Vertical Change	-.44	5 ft	5	REF		
42995	730.8 to 731.8 feet	Vertical Change	-.64	5 ft	5	REF		
44229	745.2 to 746.2 feet	Vertical Change	-.56	5 ft	5	REF		
45513	759.4 to 760.4 feet	Vertical Change	-.5	5 ft	5	REF		
49054	766.3 to 767.3 feet	Vertical Change	-.36	5 ft	5	REF		

TOTAL COST FOR: NW *side of* **ROSEHILL DR** *Starting at:* **CALAVERAS ST** **$308,800.00**

Funding Source: TBD **Year to be Completed** TBD

Street Side	Run ID	Survey Street Name	Starting Street Name	End Street Name	Priority
S	1908220859	ROSEHILL DR	CALAVERAS ST	MICHELLE CT	81.25

ID	Dist. from Corner	Barrier Type	As-is Measurement/Notes	Sidewalk Width	Qty	Unit	Cost	Total
5086	0.0 to 4.7 feet	Cross Slope (PAR)	3.0-4.0%	5 ft	24	SF	$120	**$2,820**
44225	3.2 to 4.2 feet	Vertical Change	-.56	5 ft	5	REF		
5087	4.7 to 37.8 feet	Cross Slope (PAR)	2.0-3.0%	5 ft	165	SF	$120	**$19,860**
50003	8.0 to 9.0 feet	Vertical Change	-.33	5 ft	5	REF		
46593	11.3 to 12.3 feet	Vertical Change	-.45	5 ft	5	REF		
46368	15.1 to 16.1 feet	Vertical Change	-.46	5 ft	5	REF		
45509	18.3 to 19.3 feet	Vertical Change	-.5	5 ft	5	REF		
48190	22.1 to 23.1 feet	Vertical Change	-.39	5 ft	5	REF		
45924	26.7 to 27.7 feet	Vertical Change	-.48	5 ft	5	REF		
46830	31.5 to 35.3 feet	Vertical Change	-.44	5 ft	19	REF		
57984	32.8 to 62.7 feet	Driveway				REF		
43116	38.2 to 39.2 feet	Vertical Change	-.63	5 ft	5	REF		
5091	41.8 to 58.7 feet	Cross Slope (Driveway)	11.0-12.0%	5 ft	85	SF	$40	**$3,380**
44652	48.7 to 49.7 feet	Vertical Change	-.54	5 ft	5	REF		
40156	58.3 to 59.8 feet	Running Slope	6.0-7.0%	5 ft	8	REF		
53049	61.5 to 62.5 feet	Vertical Change	-.27	5 ft	5	REF		
5095	62.7 to 63.8 feet	Cross Slope (Driveway)	3.0-4.0%	5 ft	6	SF	$40	**$220**
5096	63.8 to 84.8 feet	Cross Slope (PAR)	2.0-3.0%	5 ft	105	SF	$120	**$12,600**
48756	65.2 to 66.2 feet	Vertical Change	-.37	5 ft	5	REF		
51657	69.1 to 70.1 feet	Vertical Change	-.3	5 ft	5	REF		
47529	73.6 to 74.6 feet	Vertical Change	-.41	5 ft	5	REF		
57985	80.8 to 118.3 feet	Driveway				REF		
47530	82.9 to 86.0 feet	Vertical Change	-.41	5 ft	16	REF		
5097	88.7 to 114.9 feet	Cross Slope (Driveway)	11.0-12.0%	5 ft	131	SF	$40	**$5,240**
46594	95.5 to 96.5 feet	Vertical Change	-.45	5 ft	5	REF		
46136	106.0 to 107.0 feet	Vertical Change	-.47	5 ft	5	REF		
53574	117.5 to 120.9 feet	Vertical Change	-.26	5 ft	17	REF		
5104	118.3 to 119.5 feet	Cross Slope (Driveway)	3.0-4.0%	5 ft	6	SF	$40	**$240**

Funding Source: TBD **Year to be Completed** TBD

Street Side	Run ID	Survey Street Name	Starting Street Name	End Street Name	Priority
S	1908220859	ROSEHILL DR	CALAVERAS ST	MICHELLE CT	81.25

ID	Dist. from Corner	Barrier Type	As-is Measurement/Notes	Sidewalk Width	Qty	Unit	Cost	Total
5105	119.5 to 263.3 feet	Cross Slope (PAR)	2.0-3.0%	5 ft	719	SF	$120	**$86,280**
47283	124.6 to 125.6 feet	Vertical Change	-.42	5 ft	5	REF		
46369	128.9 to 129.9 feet	Vertical Change	-.46	5 ft	5	REF		
46595	134.0 to 135.0 feet	Vertical Change	-.45	5 ft	5	REF		
47531	138.4 to 139.4 feet	Vertical Change	-.41	5 ft	5	REF		
48471	143.1 to 144.1 feet	Vertical Change	-.38	5 ft	5	REF		
49043	147.5 to 148.5 feet	Vertical Change	-.36	5 ft	5	REF		
50361	152.7 to 153.7 feet	Vertical Change	-.32	5 ft	5	REF		
48757	157.0 to 158.0 feet	Vertical Change	-.37	5 ft	5	REF		
48472	166.5 to 167.5 feet	Vertical Change	-.38	5 ft	5	REF		
47284	176.1 to 177.1 feet	Vertical Change	-.42	5 ft	5	REF		
46596	181.1 to 182.1 feet	Vertical Change	-.45	5 ft	5	REF		
48473	185.9 to 186.9 feet	Vertical Change	-.38	5 ft	5	REF		
46137	190.7 to 191.7 feet	Vertical Change	-.47	5 ft	5	REF		
52083	200.5 to 201.5 feet	Vertical Change	-.29	5 ft	5	REF		
49348	209.9 to 210.9 feet	Vertical Change	-.35	5 ft	5	REF		
50743	214.5 to 215.5 feet	Vertical Change	-.31	5 ft	5	REF		
49349	219.8 to 220.8 feet	Vertical Change	-.35	5 ft	5	REF		
48758	224.3 to 225.3 feet	Vertical Change	-.37	5 ft	5	REF		
50362	229.1 to 230.1 feet	Vertical Change	-.32	5 ft	5	REF		
47944	233.7 to 234.7 feet	Vertical Change	-.4	5 ft	5	REF		
45723	238.8 to 239.8 feet	Vertical Change	-.49	5 ft	5	REF		
49664	243.6 to 244.6 feet	Vertical Change	-.34	5 ft	5	REF		
48474	248.4 to 249.4 feet	Vertical Change	-.38	5 ft	5	REF		
52533	261.3 to 262.3 feet	Vertical Change	-.28	5 ft	5	REF		

TOTAL COST FOR: S *side of* **ROSEHILL DR** *Starting at:* **CALAVERAS ST** **$130,640.00**

Funding Source: TBD **Year to be Completed** TBD

Street Side	Run ID	Survey Street Name	Starting Street Name	End Street Name	Priority
N	1908220926	ROSEHILL DR	CALIFA DR	PENNY ST	102.25

ID	Dist. from Corner	Barrier Type	As-is Measurement/Notes	Sidewalk Width	Qty	Unit	Cost	Total
5689	0.0 to 8.4 feet	Cross Slope (PAR)	2.0-3.0%	5 ft	42	SF	$120	**$5,040**
5691	8.4 to 100.7 feet	Cross Slope (PAR)	4.0-5.0%	5 ft	462	SF	$120	**$55,380**
58026	94.3 to 119.8 feet	Driveway				REF		
5699	104.0 to 110.0 feet	**Cross Slope (Driveway)**	11.0-12.0%	5 ft	30	SF	$40	**$1,200**
5701	110.0 to 117.4 feet	**Cross Slope (Driveway)**	9.0-10.0%	5 ft	37	SF	$40	**$1,480**
40194	117.0 to 119.3 feet	Running Slope	5.0-6.0%	5 ft	12	REF		
49357	120.4 to 121.4 feet	**Vertical Change**	-.35	5 ft	5	REF		
5703	121.1 to 127.8 feet	Cross Slope (PAR)	4.0-5.0%	5 ft	34	SF	$120	**$4,020**
40195	125.3 to 127.1 feet	Running Slope	5.0-6.0%	5 ft	9	REF		
57563	127.6 to 128.6 feet	**Vertical Change**	2.46	5 ft	5	REF		
5705	127.8 to 142.0 feet	Cross Slope (PAR)	6.0-7.0%	5 ft	71	SF	$120	**$8,520**
5708	142.0 to 146.4 feet	Cross Slope (PAR)	5.0-6.0%	5 ft	22	SF	$120	**$2,640**
5710	146.4 to 188.5 feet	Cross Slope (PAR)	3.0-4.0%	5 ft	211	SF	$120	**$25,260**
58027	184.9 to 207.7 feet	Driveway				REF		
5719	191.4 to 204.4 feet	**Cross Slope (Driveway)**	9.0-10.0%	5 ft	65	SF	$40	**$2,600**
40196	203.9 to 205.8 feet	Running Slope	5.0-6.0%	5 ft	10	REF		
5721	209.3 to 210.7 feet	Cross Slope (PAR)	2.0-3.0%	5 ft	7	SF	$120	**$840**
5722	213.5 to 292.6 feet	Cross Slope (PAR)	2.0-3.0%	5 ft	396	SF	$120	**$47,460**
49672	214.3 to 217.5 feet	**Vertical Change**	-.34	5 ft	16	REF		
46599	220.7 to 221.7 feet	**Vertical Change**	-.45	5 ft	5	REF		
45514	225.1 to 226.1 feet	**Vertical Change**	-.5	5 ft	5	REF		
46600	229.6 to 230.6 feet	**Vertical Change**	-.45	5 ft	5	REF		
45726	233.7 to 234.7 feet	**Vertical Change**	-.49	5 ft	5	REF		
45930	238.9 to 239.9 feet	**Vertical Change**	-.48	5 ft	5	REF		
44043	244.4 to 245.4 feet	**Vertical Change**	-.57	5 ft	5	REF		
46143	249.8 to 250.8 feet	**Vertical Change**	-.47	5 ft	5	REF		
44429	255.5 to 256.5 feet	**Vertical Change**	-.55	5 ft	5	REF		
46144	260.4 to 261.4 feet	**Vertical Change**	-.47	5 ft	5	REF		

Funding Source: TBD **Year to be Completed** TBD

Street Side	Run ID	Survey Street Name	Starting Street Name	End Street Name	Priority
N	1908220926	ROSEHILL DR	CALIFA DR	PENNY ST	102.25

ID	Dist. from Corner	Barrier Type	As-is Measurement/Notes	Sidewalk Width	Qty	Unit	Cost	Total
45931	266.2 to 267.2 feet	Vertical Change	-.48	5 ft	5	REF		
49358	271.3 to 272.3 feet	Vertical Change	-.35	5 ft	5	REF		
45932	277.0 to 278.0 feet	Vertical Change	-.48	5 ft	5	REF		
46145	282.1 to 283.1 feet	Vertical Change	-.47	5 ft	5	REF		
46146	287.3 to 288.3 feet	Vertical Change	-.47	5 ft	5	REF		
5731	292.6 to 303.9 feet	Cross Slope (PAR)	4.0-5.0%	5 ft	56	SF	$120	**$6,780**
47291	301.9 to 302.9 feet	Vertical Change	-.42	5 ft	5	REF		
5733	303.9 to 306.7 feet	Cross Slope (PAR)	2.0-3.0%	5 ft	14	SF	$120	**$1,680**
44859	306.3 to 307.3 feet	Vertical Change	-.53	5 ft	5	REF		

TOTAL COST FOR: N *side of* **ROSEHILL DR** *Starting at:* **CALIFA DR** **$162,900.00**

Funding Source: TBD **Year to be Completed** TBD

Street Side	Run ID	Survey Street Name	Starting Street Name	End Street Name	Priority
N	1908220939	ROSEHILL DR	DANNIELLE ST	CALAVERAS ST	60

ID	Dist. from Corner	Barrier Type	As-is Measurement/Notes	Sidewalk Width	Qty	Unit	Cost	Total
5960	0.0 to 59.7 feet	Cross Slope (PAR)	2.0-3.0%	5 ft	299	SF	$120	**$35,820**
46606	4.1 to 5.1 feet	**Vertical Change**	-.45	5 ft	5	REF		
46843	8.8 to 9.8 feet	**Vertical Change**	-.44	5 ft	5	REF		
53060	20.3 to 21.3 feet	**Vertical Change**	-.27	5 ft	5	REF		
47547	25.5 to 26.5 feet	**Vertical Change**	-.41	5 ft	5	REF		
53992	30.0 to 31.0 feet	**Vertical Change**	-.25	5 ft	5	REF		
49363	34.7 to 35.7 feet	**Vertical Change**	-.35	5 ft	5	REF		
47548	44.6 to 45.6 feet	**Vertical Change**	-.41	5 ft	5	REF		
47957	48.9 to 49.9 feet	**Vertical Change**	-.4	5 ft	5	REF		
48204	53.9 to 54.9 feet	**Vertical Change**	-.39	5 ft	5	REF		
5962	63.7 to 176.8 feet	Cross Slope (PAR)	2.0-3.0%	5 ft	566	SF	$120	**$67,860**
48205	72.4 to 73.4 feet	**Vertical Change**	-.39	5 ft	5	REF		
45237	77.8 to 78.8 feet	**Vertical Change**	-.51	5 ft	5	REF		
48487	82.5 to 83.5 feet	**Vertical Change**	-.38	5 ft	5	REF		
48488	87.3 to 88.3 feet	**Vertical Change**	-.38	5 ft	5	REF		
49687	91.9 to 92.9 feet	**Vertical Change**	-.34	5 ft	5	REF		
47549	96.7 to 97.7 feet	**Vertical Change**	-.41	5 ft	5	REF		
49364	101.5 to 102.5 feet	**Vertical Change**	-.35	5 ft	5	REF		
50758	106.1 to 107.1 feet	**Vertical Change**	-.31	5 ft	5	REF		
47299	110.9 to 111.9 feet	**Vertical Change**	-.42	5 ft	5	REF		
48206	115.8 to 116.8 feet	**Vertical Change**	-.39	5 ft	5	REF		
53596	120.6 to 121.6 feet	**Vertical Change**	-.26	5 ft	5	REF		
48770	125.4 to 126.4 feet	**Vertical Change**	-.37	5 ft	5	REF		
47958	130.1 to 131.1 feet	**Vertical Change**	-.4	5 ft	5	REF		
53061	135.2 to 136.2 feet	**Vertical Change**	-.27	5 ft	5	REF		
44659	139.7 to 140.7 feet	**Vertical Change**	-.54	5 ft	5	REF		
52101	144.9 to 145.9 feet	**Vertical Change**	-.29	5 ft	5	REF		
46154	149.6 to 150.6 feet	**Vertical Change**	-.47	5 ft	5	REF		

Funding Source: TBD **Year to be Completed** TBD

Street Side	Run ID	Survey Street Name	Starting Street Name	End Street Name	Priority
N	1908220939	ROSEHILL DR	DANNIELLE ST	CALAVERAS ST	60

ID	Dist. from Corner	Barrier Type	As-is Measurement/Notes	Sidewalk Width	Qty	Unit	Cost	Total
46155	154.7 to 155.7 feet	Vertical Change	-.47	5 ft	5	REF		
47070	159.4 to 160.4 feet	Vertical Change	-.43	5 ft	5	REF		
48771	164.5 to 165.5 feet	Vertical Change	-.37	5 ft	5	REF		
42289	173.4 to 174.4 feet	Vertical Change	-.71	5 ft	5	REF		
5975	176.8 to 188.5 feet	Cross Slope (PAR)	4.0-5.0%	5 ft	59	SF	$120	**$7,020**
47300	177.4 to 178.4 feet	Vertical Change	-.42	5 ft	5	REF		
46385	181.4 to 182.4 feet	Vertical Change	-.46	5 ft	5	REF		
45516	187.9 to 188.9 feet	Vertical Change	-.5	5 ft	5	REF		

TOTAL COST FOR: N *side of* **ROSEHILL DR** *Starting at:* **DANNIELLE ST** **$110,700.00**

Funding Source: TBD **Year to be Completed** TBD

Street Side	Run ID	Survey Street Name	Starting Street Name	End Street Name	Priority
S	1908220905	ROSEHILL DR	MICHELLE CT	AMADOR ST	67.25

ID	Dist. from Corner	Barrier Type	As-is Measurement/Notes	Sidewalk Width	Qty	Unit	Cost	Total
5158	0.0 to 8.0 feet	Cross Slope (PAR)	2.0-3.0%	5 ft	40	SF	$120	**$4,800**
45511	4.1 to 5.1 feet	**Vertical Change**	-.5	5 ft	5	REF		
5160	8.0 to 27.9 feet	Cross Slope (PAR)	4.0-5.0%	5 ft	100	SF	$120	**$11,940**
45231	8.8 to 9.8 feet	**Vertical Change**	-.51	5 ft	5	REF		
51658	13.9 to 14.9 feet	**Vertical Change**	-.3	5 ft	5	REF		
47946	19.2 to 20.2 feet	**Vertical Change**	-.4	5 ft	5	REF		
47056	24.1 to 25.1 feet	**Vertical Change**	-.43	5 ft	5	REF		
5162	27.9 to 36.7 feet	Cross Slope (PAR)	2.0-3.0%	5 ft	44	SF	$120	**$5,280**
46831	29.3 to 30.3 feet	**Vertical Change**	-.44	5 ft	5	REF		
46371	33.9 to 34.9 feet	**Vertical Change**	-.46	5 ft	5	REF		
46139	39.6 to 40.6 feet	**Vertical Change**	-.47	5 ft	5	LF	$75	**$375**
5163	43.6 to 59.3 feet	Cross Slope (PAR)	2.0-3.0%	5 ft	79	SF	$120	**$9,420**
44042	44.2 to 45.2 feet	**Vertical Change**	-.57	5 ft	5	REF		
45512	50.0 to 51.0 feet	**Vertical Change**	-.5	5 ft	5	REF		
40162	50.3 to 51.3 feet	Running Slope	5.0-6.0%	5 ft	5	REF		
40163	51.3 to 57.3 feet	Running Slope	6.0-7.0%	5 ft	30	REF		
45724	54.8 to 55.8 feet	**Vertical Change**	-.49	5 ft	5	REF		
5165	59.3 to 89.0 feet	Cross Slope (PAR)	4.0-5.0%	5 ft	149	SF	$120	**$17,820**
41894	60.2 to 61.2 feet	**Vertical Change**	-.8	5 ft	5	REF		
44653	65.2 to 66.2 feet	**Vertical Change**	-.54	5 ft	5	REF		
47947	70.7 to 71.7 feet	**Vertical Change**	-.4	5 ft	5	REF		
50364	75.3 to 76.3 feet	**Vertical Change**	-.32	5 ft	5	REF		
50004	80.5 to 81.5 feet	**Vertical Change**	-.33	5 ft	5	REF		
50745	84.1 to 85.1 feet	**Vertical Change**	-.31	5 ft	5	REF		
49666	87.8 to 88.8 feet	**Vertical Change**	-.34	5 ft	5	REF		
5171	89.0 to 139.8 feet	Cross Slope (PAR)	2.0-3.0%	5 ft	254	SF	$120	**$30,480**
49045	91.4 to 92.4 feet	**Vertical Change**	-.36	5 ft	5	REF		
49352	100.5 to 101.5 feet	**Vertical Change**	-.35	5 ft	5	REF		

Funding Source: TBD **Year to be Completed** TBD

Street Side	Run ID	Survey Street Name	Starting Street Name	End Street Name	Priority
S	1908220905	ROSEHILL DR	MICHELLE CT	AMADOR ST	67.25

ID	Dist. from Corner	Barrier Type	As-is Measurement/Notes	Sidewalk Width	Qty	Unit	Cost	Total
47285	120.9 to 121.9 feet	Vertical Change	-.42	5 ft	5	REF		
52536	135.8 to 136.8 feet	Vertical Change	-.28	5 ft	5	REF		
5178	139.8 to 180.1 feet	Cross Slope (PAR)	4.0-5.0%	5 ft	201	SF	$120	**$24,180**
53575	141.1 to 142.1 feet	Vertical Change	-.26	5 ft	5	REF		
47057	146.1 to 147.1 feet	Vertical Change	-.43	5 ft	5	REF		
46597	151.1 to 152.1 feet	Vertical Change	-.45	5 ft	5	REF		
50005	160.9 to 161.9 feet	Vertical Change	-.33	5 ft	5	REF		
5182	180.1 to 200.7 feet	Cross Slope (PAR)	2.0-3.0%	5 ft	103	SF	$120	**$12,360**
49046	192.1 to 193.1 feet	Vertical Change	-.36	5 ft	5	REF		
5184	200.7 to 221.8 feet	Cross Slope (PAR)	4.0-5.0%	5 ft	106	SF	$120	**$12,660**
5188	221.8 to 225.2 feet	Cross Slope (PAR)	2.0-3.0%	5 ft	17	SF	$120	**$2,040**
5189	228.2 to 234.4 feet	Cross Slope (PAR)	2.0-3.0%	5 ft	31	SF	$120	**$3,720**
5191	234.4 to 242.7 feet	Cross Slope (PAR)	4.0-5.0%	5 ft	42	SF	$120	**$4,980**
49667	235.6 to 236.6 feet	Vertical Change	-.34	5 ft	5	REF		
5193	242.7 to 251.5 feet	Cross Slope (PAR)	2.0-3.0%	5 ft	44	SF	$120	**$5,280**
5195	251.5 to 256.8 feet	Cross Slope (PAR)	4.0-5.0%	5 ft	27	SF	$120	**$3,180**

TOTAL COST FOR: S *side of* **ROSEHILL DR** *Starting at:* **MICHELLE CT** **$148,515.00**

Funding Source: TBD **Year to be Completed** TBD

Street Side	Run ID	Survey Street Name	Starting Street Name	End Street Name	Priority
N	1908220933	ROSEHILL DR	PENNY ST	DANNIELLE ST	81.25

ID	Dist. from Corner	Barrier Type	As-is Measurement/Notes	Sidewalk Width	Qty	Unit	Cost	Total
5838	0.0 to 21.7 feet	Cross Slope (PAR)	3.0-4.0%	5 ft	109	SF	$120	**$13,020**
44045	3.4 to 4.4 feet	**Vertical Change**	-.57	5 ft	5	REF		
49061	9.5 to 10.5 feet	**Vertical Change**	-.36	5 ft	5	REF		
52547	16.1 to 17.1 feet	**Vertical Change**	-.28	5 ft	5	REF		
58038	16.6 to 53.1 feet	Driveway				REF		
50372	21.5 to 22.5 feet	**Vertical Change**	-.32	5 ft	5	REF		
5843	26.4 to 33.3 feet	**Cross Slope (Driveway)**	12.0-13.0%	5 ft	34	SF	$40	**$1,380**
5845	33.3 to 43.3 feet	**Cross Slope (Driveway)**	14.0-15.0%	5 ft	50	SF	$40	**$2,000**
48484	43.0 to 44.0 feet	**Vertical Change**	-.38	5 ft	5	REF		
5847	43.3 to 50.8 feet	**Cross Slope (Driveway)**	12.0-13.0%	5 ft	38	SF	$40	**$1,500**
40202	49.6 to 51.7 feet	Running Slope	5.0-6.0%	5 ft	11	REF		
50373	54.1 to 55.1 feet	**Vertical Change**	-.32	5 ft	5	REF		
5849	54.7 to 76.5 feet	Cross Slope (PAR)	3.0-4.0%	5 ft	109	SF	$120	**$13,080**
46840	58.0 to 59.0 feet	**Vertical Change**	-.44	5 ft	5	REF		
48198	61.9 to 62.9 feet	**Vertical Change**	-.39	5 ft	5	REF		
47064	65.8 to 66.8 feet	**Vertical Change**	-.43	5 ft	5	REF		
44861	71.4 to 72.4 feet	**Vertical Change**	-.53	5 ft	5	REF		
48199	76.5 to 77.5 feet	**Vertical Change**	-.39	5 ft	5	REF		
5850	76.5 to 140.9 feet	Cross Slope (PAR)	2.0-3.0%	5 ft	322	SF	$120	**$38,640**
48200	81.1 to 82.1 feet	**Vertical Change**	-.39	5 ft	5	REF		
53593	84.2 to 87.8 feet	**Vertical Change**	-.26	5 ft	18	REF		
49062	92.2 to 93.2 feet	**Vertical Change**	-.36	5 ft	5	REF		
42392	97.7 to 98.7 feet	**Vertical Change**	-.7	5 ft	5	REF		
47293	102.8 to 103.8 feet	**Vertical Change**	-.42	5 ft	5	REF		
43714	108.2 to 109.2 feet	**Vertical Change**	-.59	5 ft	5	REF		
47542	113.3 to 114.3 feet	**Vertical Change**	-.41	5 ft	5	REF		
43576	118.3 to 119.3 feet	**Vertical Change**	-.6	5 ft	5	REF		
47543	123.5 to 124.5 feet	**Vertical Change**	-.41	5 ft	5	REF		

Funding Source: TBD **Year to be Completed** TBD

Street Side	Run ID	Survey Street Name	Starting Street Name	End Street Name	Priority
N	1908220933	ROSEHILL DR	PENNY ST	DANNIELLE ST	81.25

ID	Dist. from Corner	Barrier Type	As-is Measurement/Notes	Sidewalk Width	Qty	Unit	Cost	Total
45236	128.6 to 129.6 feet	Vertical Change	-.51	5 ft	5	REF		
47544	133.9 to 134.9 feet	Vertical Change	-.41	5 ft	5	REF		
44658	139.2 to 140.2 feet	Vertical Change	-.54	5 ft	5	REF		
5858	140.9 to 153.2 feet	Cross Slope (PAR)	4.0-5.0%	5 ft	61	SF	$120	**$7,380**
47545	144.3 to 145.3 feet	Vertical Change	-.41	5 ft	5	REF		
45037	149.6 to 150.6 feet	Vertical Change	-.52	5 ft	5	REF		
5860	153.2 to 165.2 feet	Cross Slope (PAR)	2.0-3.0%	5 ft	60	SF	$120	**$7,200**
48765	154.7 to 155.7 feet	Vertical Change	-.37	5 ft	5	REF		
44233	159.5 to 160.5 feet	Vertical Change	-.56	5 ft	5	REF		
47294	163.8 to 164.8 feet	Vertical Change	-.42	5 ft	5	REF		
46152	168.3 to 169.3 feet	Vertical Change	-.47	5 ft	5	LF	$75	**$375**

TOTAL COST FOR: N *side of* **ROSEHILL DR** *Starting at:* **PENNY ST** **$84,575.00**

Funding Source: TBD **Year to be Completed** TBD

Street Side	Run ID	Survey Street Name	Starting Street Name	End Street Name	Priority
W	1908211025	S FIG TREE BLVD	AVE 26	SIDEWALK ENDS	106.25

ID	Dist. from Corner	Barrier Type	As-is Measurement/Notes	Sidewalk Width	Qty	Unit	Cost	Total
42978	1.8 to 4.9 feet	Vertical Change	-.64	5 ft	16	SF	$75	$1,163
3067	8.8 to 21.1 feet	Cross Slope (PAR)	2.0-3.0%	5 ft	61	SF	$120	$7,380
48155	10.6 to 11.6 feet	Vertical Change	-.39	5 ft	5	REF		
52921	18.0 to 19.0 feet	Vertical Change	-.27	5 ft	5	REF		
43226	20.3 to 21.3 feet	Vertical Change	-.62	5 ft	5	REF		
3068	26.8 to 40.4 feet	Cross Slope (PAR)	2.0-3.0%	5 ft	68	SF	$120	$8,160
42755	30.3 to 31.3 feet	Vertical Change	-.66	5 ft	5	REF		
45898	40.3 to 41.3 feet	Vertical Change	-.48	5 ft	5	REF		
3069	47.4 to 192.8 feet	Cross Slope (PAR)	2.0-3.0%	5 ft	727	SF	$120	$87,240
49620	50.4 to 51.4 feet	Vertical Change	-.34	5 ft	5	REF		
42006	60.4 to 61.4 feet	Vertical Change	-.77	5 ft	5	REF		
43227	80.6 to 81.6 feet	Vertical Change	-.62	5 ft	5	REF		
41222	90.5 to 91.5 feet	Vertical Change	-2.11	5 ft	5	REF		
43228	100.6 to 101.6 feet	Vertical Change	-.62	5 ft	5	REF		
44024	110.5 to 111.5 feet	Vertical Change	-.57	5 ft	5	REF		
43699	120.6 to 121.6 feet	Vertical Change	-.59	5 ft	5	REF		
41373	130.5 to 131.5 feet	Vertical Change	-1.35	5 ft	5	REF		
42756	140.5 to 141.5 feet	Vertical Change	-.66	5 ft	5	REF		
42275	150.5 to 151.5 feet	Vertical Change	-.71	5 ft	5	REF		
42757	160.4 to 161.4 feet	Vertical Change	-.66	5 ft	5	REF		
41258	170.4 to 171.4 feet	Vertical Change	-1.77	5 ft	5	REF		
41285	180.4 to 181.4 feet	Vertical Change	-1.63	5 ft	5	REF		
57903	183.4 to 234.4 feet	Driveway				REF		
43097	187.0 to 188.0 feet	Vertical Change	-.63	5 ft	5	REF		
3072	193.7 to 198.7 feet	Cross Slope (Driveway)	5.0-6.0%	5 ft	25	SF	$40	$1,000
3074	198.7 to 205.8 feet	Cross Slope (Driveway)	3.0-4.0%	5 ft	36	SF	$40	$1,420
42547	201.0 to 202.0 feet	Vertical Change	-.68	5 ft	5	REF		
3075	205.8 to 225.5 feet	Cross Slope (Driveway)	2.0-3.0%	5 ft	99	SF	$40	$3,940

Funding Source: TBD **Year to be Completed** TBD

Street Side	Run ID	Survey Street Name	Starting Street Name	End Street Name	Priority
W	1908211025	S FIG TREE BLVD	AVE 26	SIDEWALK ENDS	106.25

ID	Dist. from Corner	Barrier Type	As-is Measurement/Notes	Sidewalk Width	Qty	Unit	Cost	Total
42979	211.4 to 212.4 feet	Vertical Change	-.64	5 ft	5	REF		
44199	221.8 to 222.8 feet	Vertical Change	-.56	5 ft	5	REF		
3079	225.5 to 228.2 feet	Cross Slope (Driveway)	4.0-5.0%	5 ft	14	SF	$40	**$540**
3081	228.2 to 231.6 feet	Cross Slope (Driveway)	6.0-7.0%	5 ft	17	SF	$40	**$680**
3082	232.3 to 246.3 feet	Cross Slope (Driveway)	4.0-5.0%	5 ft	70	SF	$40	**$2,800**
41215	236.0 to 237.0 feet	Vertical Change	-2.19	5 ft	5	REF		
42548	245.8 to 246.8 feet	Vertical Change	-.68	5 ft	5	REF		
3085	246.3 to 380.2 feet	Cross Slope (PAR)	2.0-3.0%	5 ft	670	SF	$120	**$80,340**
42035	255.8 to 256.8 feet	Vertical Change	-.76	5 ft	5	REF		
41817	265.9 to 266.9 feet	Vertical Change	-.83	5 ft	5	REF		
41832	275.9 to 276.9 feet	Vertical Change	-.82	5 ft	5	REF		
42758	286.0 to 287.0 feet	Vertical Change	-.66	5 ft	5	REF		
42462	295.9 to 296.9 feet	Vertical Change	-.69	5 ft	5	REF		
43098	306.0 to 307.0 feet	Vertical Change	-.63	5 ft	5	REF		
41367	315.9 to 316.9 feet	Vertical Change	-1.36	5 ft	5	REF		
42463	326.0 to 327.0 feet	Vertical Change	-.69	5 ft	5	REF		
42980	346.0 to 347.0 feet	Vertical Change	-.64	5 ft	5	REF		
41187	355.9 to 356.9 feet	Vertical Change	-2.71	5 ft	5	REF		
42276	365.9 to 366.9 feet	Vertical Change	-.71	5 ft	5	REF		
42981	375.9 to 376.9 feet	Vertical Change	-.64	5 ft	5	REF		
3098	385.2 to 387.3 feet	Cross Slope (PAR)	2.0-3.0%	5 ft	11	SF	$120	**$1,260**
42982	385.8 to 386.8 feet	Vertical Change	-.64	5 ft	5	REF		
42077	395.9 to 396.9 feet	Vertical Change	-.75	5 ft	5	SF	$75	**$375**
42277	405.9 to 406.9 feet	Vertical Change	-.71	5 ft	5	SF	$75	**$375**
3099	407.6 to 410.9 feet	Cross Slope (PAR)	2.0-3.0%	5 ft	17	SF	$120	**$1,980**
3100	415.6 to 443.1 feet	Cross Slope (PAR)	2.0-3.0%	5 ft	138	SF	$120	**$16,500**
42464	415.9 to 416.9 feet	Vertical Change	-.69	5 ft	5	REF		
42983	425.8 to 426.8 feet	Vertical Change	-.64	5 ft	5	REF		

Funding Source: TBD **Year to be Completed** TBD

Street Side	Run ID	Survey Street Name	Starting Street Name	End Street Name	Priority
W	1908211025	S FIG TREE BLVD	AVE 26	SIDEWALK ENDS	106.25

ID	Dist. from Corner	Barrier Type	As-is Measurement/Notes	Sidewalk Width	Qty	Unit	Cost	Total
57904	439.7 to 489.3 feet	Driveway				REF		
46801	445.6 to 446.6 feet	Vertical Change	-.44	5 ft	5	REF		
3101	447.6 to 451.7 feet	Cross Slope (Driveway)	5.0-6.0%	5 ft	21	SF	$40	**$820**
3103	451.7 to 453.0 feet	Cross Slope (Driveway)	3.0-4.0%	5 ft	7	SF	$40	**$260**
3104	453.0 to 455.2 feet	Cross Slope (Driveway)	2.0-3.0%	5 ft	11	SF	$40	**$440**
43099	456.9 to 457.9 feet	Vertical Change	-.63	5 ft	5	REF		
3105	463.8 to 484.5 feet	Cross Slope (Driveway)	2.0-3.0%	5 ft	104	SF	$40	**$4,140**
44200	467.3 to 468.3 feet	Vertical Change	-.56	5 ft	5	REF		
42876	477.7 to 478.7 feet	Vertical Change	-.65	5 ft	5	REF		
3108	484.5 to 490.2 feet	Cross Slope (Driveway)	4.0-5.0%	5 ft	29	SF	$40	**$1,140**
49299	489.2 to 490.2 feet	Vertical Change	-.35	5 ft	5	REF		
3112	490.2 to 531.5 feet	Cross Slope (PAR)	2.0-3.0%	5 ft	207	SF	$120	**$24,780**
43700	493.0 to 494.0 feet	Vertical Change	-.59	5 ft	5	REF		
44628	496.6 to 497.6 feet	Vertical Change	-.54	5 ft	5	REF		
52424	512.0 to 513.0 feet	Vertical Change	-.28	5 ft	5	REF		
42378	522.0 to 523.0 feet	Vertical Change	-.7	5 ft	5	REF		
42120	532.1 to 533.1 feet	Vertical Change	-.74	5 ft	5	SF	$75	**$375**
3115	533.6 to 537.2 feet	Cross Slope (PAR)	2.0-3.0%	5 ft	18	SF	$120	**$2,160**
3116	539.3 to 609.5 feet	Cross Slope (PAR)	2.0-3.0%	5 ft	351	SF	$120	**$42,120**
42078	542.0 to 543.0 feet	Vertical Change	-.75	5 ft	5	REF		
42759	562.0 to 563.0 feet	Vertical Change	-.66	5 ft	5	REF		
42379	572.0 to 573.0 feet	Vertical Change	-.7	5 ft	5	REF		
41933	581.9 to 582.9 feet	Vertical Change	-.79	5 ft	5	REF		
41376	591.8 to 592.8 feet	Vertical Change	-1.34	5 ft	5	REF		
43375	601.7 to 602.7 feet	Vertical Change	-.61	5 ft	5	REF		
57905	606.3 to 650.4 feet	Driveway				REF		
45696	607.5 to 608.5 feet	Vertical Change	-.49	5 ft	5	REF		
43701	611.3 to 612.3 feet	Vertical Change	-.59	5 ft	5	REF		

Funding Source: TBD **Year to be Completed** TBD

Street Side	Run ID	Survey Street Name	Starting Street Name	End Street Name	Priority
W	1908211025	S FIG TREE BLVD	AVE 26	SIDEWALK ENDS	106.25

ID	Dist. from Corner	Barrier Type	As-is Measurement/Notes	Sidewalk Width	Qty	Unit	Cost	Total
3120	612.3 to 615.7 feet	Cross Slope (Driveway)	10.0-11.0%	5 ft	17	SF	$40	$680
3122	615.7 to 644.1 feet	Cross Slope (Driveway)	8.0-9.0%	5 ft	142	SF	$40	$5,680
42984	619.3 to 620.3 feet	Vertical Change	-.64	5 ft	5	REF		
43376	629.4 to 630.4 feet	Vertical Change	-.61	5 ft	5	REF		
45899	639.4 to 640.4 feet	Vertical Change	-.48	5 ft	5	REF		
40085	645.2 to 646.6 feet	Running Slope	6.0-7.0%	5 ft	7	REF		
3126	645.9 to 647.1 feet	Cross Slope (Driveway)	13.014	5 ft	6	SF	$40	$240
44025	647.4 to 648.4 feet	Vertical Change	-.57	5 ft	5	REF		
3127	650.4 to 688.8 feet	Cross Slope (Driveway)	3.0-4.0%	5 ft	192	SF	$40	$7,680
44201	651.1 to 652.1 feet	Vertical Change	-.56	5 ft	5	REF		
41614	659.8 to 660.8 feet	Vertical Change	-.96	5 ft	5	REF		
44629	679.5 to 680.5 feet	Vertical Change	-.54	5 ft	5	REF		
3130	688.8 to 789.3 feet	Cross Slope (PAR)	2.0-3.0%	5 ft	503	SF	$120	$60,300
50303	699.4 to 700.4 feet	Vertical Change	-.32	5 ft	5	REF		
45481	709.4 to 710.4 feet	Vertical Change	-.5	5 ft	5	REF		
48156	719.3 to 720.3 feet	Vertical Change	-.39	5 ft	5	REF		
45482	729.2 to 730.2 feet	Vertical Change	-.5	5 ft	5	REF		
50670	749.1 to 750.1 feet	Vertical Change	-.31	5 ft	5	REF		
53426	777.1 to 778.1 feet	Vertical Change	-.26	5 ft	5	REF		
51583	788.6 to 789.6 feet	Vertical Change	-.3	5 ft	5	REF		
48157	793.7 to 794.7 feet	Vertical Change	-.39	5 ft	5	LF	$75	$375
3133	796.3 to 821.7 feet	Cross Slope (PAR)	2.0-3.0%	5 ft	127	SF	$120	$15,240
47498	807.1 to 808.1 feet	Vertical Change	-.41	5 ft	5	REF		
48719	817.1 to 818.1 feet	Vertical Change	-.37	5 ft	5	REF		
49953	827.0 to 828.0 feet	Vertical Change	-.33	5 ft	5	LF	$75	$375
3135	858.0 to 899.7 feet	Cross Slope (PAR)	2.0-3.0%	5 ft	209	SF	$120	$25,020
48720	866.9 to 867.9 feet	Vertical Change	-.37	5 ft	5	REF		
51998	896.6 to 897.6 feet	Vertical Change	-.29	5 ft	5	REF		

Funding Source: TBD **Year to be Completed** TBD

Street Side	Run ID	Survey Street Name	Starting Street Name	End Street Name	Priority
W	1908211025	S FIG TREE BLVD	AVE 26	SIDEWALK ENDS	106.25

ID	Dist. from Corner	Barrier Type	As-is Measurement/Notes	Sidewalk Width	Qty	Unit	Cost	Total
TOTAL COST FOR: W *side of* **S FIG TREE BLVD** *Starting at:* **AVE 26**								**$406,977.50**

Funding Source: TBD **Year to be Completed** TBD

Street Side	Run ID	Survey Street Name	Starting Street Name	End Street Name	Priority
W	1908211040	S FIG TREE BLVD	SIDEWALK BEGINS	S MONTGOMERY LAKE WAY	59.25

ID	Dist. from Corner	Barrier Type	As-is Measurement/Notes	Sidewalk Width	Qty	Unit	Cost	Total
53912	12.0 to 13.0 feet	Vertical Change	-.25	5 ft	5	LF	$75	$375
3150	19.8 to 38.9 feet	Cross Slope (PAR)	2.0-3.0%	5 ft	96	SF	$120	$11,460
52927	22.1 to 23.1 feet	Vertical Change	-.27	5 ft	5	REF		
57582	23.2 to 24.2 feet	Vertical Change	2.76	5 ft	5	REF		
41188	23.3 to 24.3 feet	Vertical Change	-2.7	5 ft	5	SF	$75	$375
57672	25.2 to 26.2 feet	Vertical Change	3.57	5 ft	5	REF		
45900	25.3 to 26.3 feet	Vertical Change	-.48	5 ft	5	REF		
41182	25.4 to 26.4 feet	Vertical Change	-2.98	5 ft	5	REF		
47007	34.6 to 35.6 feet	Vertical Change	-.43	5 ft	5	REF		
3152	43.9 to 47.8 feet	Cross Slope (PAR)	2.0-3.0%	5 ft	20	SF	$120	$2,340
3153	54.9 to 65.3 feet	Cross Slope (PAR)	2.0-3.0%	5 ft	52	SF	$120	$6,240
3157	71.7 to 76.1 feet	Cross Slope (PAR)	2.0-3.0%	5 ft	22	SF	$120	$2,640
53428	79.2 to 80.2 feet	Vertical Change	-.26	5 ft	5	LF	$75	$375
3158	87.4 to 91.9 feet	Cross Slope (PAR)	2.0-3.0%	5 ft	23	SF	$120	$2,700
52928	104.5 to 105.5 feet	Vertical Change	-.27	5 ft	5	LF	$75	$375
51588	124.0 to 125.0 feet	Vertical Change	-.3	5 ft	5	LF	$75	$375
53913	149.1 to 150.1 feet	Vertical Change	-.25	5 ft	5	LF	$75	$375
51589	163.9 to 164.9 feet	Vertical Change	-.3	5 ft	5	LF	$75	$375
53429	178.7 to 179.7 feet	Vertical Change	-.26	5 ft	5	LF	$75	$375
3159	181.8 to 188.7 feet	Cross Slope (PAR)	2.0-3.0%	5 ft	35	SF	$120	$4,140
40091	187.8 to 188.8 feet	Running Slope	5.0-6.0%	5 ft	5	REF		
53430	198.4 to 199.4 feet	Vertical Change	-.26	5 ft	5	LF	$75	$375
53431	208.3 to 209.3 feet	Vertical Change	-.26	5 ft	5	LF	$75	$375
41197	233.2 to 234.2 feet	Vertical Change	-2.45	5 ft	5	SF	$75	$375
57693	242.4 to 243.4 feet	Vertical Change	3.92	5 ft	5	SF	$75	$375
41167	242.6 to 243.6 feet	Vertical Change	-3.84	5 ft	5	SF	$75	$375
3160	262.1 to 266.8 feet	Cross Slope (PAR)	2.0-3.0%	5 ft	23	SF	$120	$2,820
3161	272.7 to 311.4 feet	Cross Slope (PAR)	2.0-3.0%	5 ft	193	SF	$120	$23,220

Funding Source: TBD **Year to be Completed** TBD

Street Side	Run ID	Survey Street Name	Starting Street Name	End Street Name	Priority
W	1908211040	S FIG TREE BLVD	SIDEWALK BEGINS	S MONTGOMERY LAKE WAY	59.25

ID	Dist. from Corner	Barrier Type	As-is Measurement/Notes	Sidewalk Width	Qty	Unit	Cost	Total
53432	275.1 to 276.1 feet	Vertical Change	-.26	5 ft	5	REF		
52430	280.2 to 281.2 feet	Vertical Change	-.28	5 ft	5	REF		
53433	297.7 to 298.7 feet	Vertical Change	-.26	5 ft	5	REF		
52929	317.2 to 318.2 feet	Vertical Change	-.27	5 ft	5	LF	$75	**$375**
53914	324.6 to 325.6 feet	Vertical Change	-.25	5 ft	5	LF	$75	**$375**
3163	370.8 to 371.9 feet	Cross Slope (PAR)	2.0-3.0%	5 ft	6	SF	$120	**$660**
53434	384.1 to 385.1 feet	Vertical Change	-.26	5 ft	5	LF	$75	**$375**
52930	398.7 to 401.8 feet	Vertical Change	-.27	5 ft	16	LF	$75	**$1,163**
3164	406.0 to 415.1 feet	Cross Slope (PAR)	2.0-3.0%	5 ft	46	SF	$120	**$5,460**
56960	413.4 to 414.4 feet	Vertical Change	.56	5 ft	5	REF		
3166	441.2 to 449.4 feet	Cross Slope (PAR)	2.0-3.0%	5 ft	41	SF	$120	**$4,920**
41275	453.1 to 454.1 feet	Vertical Change	-1.67	5 ft	5	SF	$75	**$375**
57654	483.4 to 484.4 feet	Vertical Change	3.42	5 ft	5	SF	$75	**$375**
41162	483.7 to 484.7 feet	Vertical Change	-4.45	5 ft	5	SF	$75	**$375**
3167	485.2 to 518.2 feet	Cross Slope (PAR)	2.0-3.0%	5 ft	165	SF	$120	**$19,800**
52932	497.8 to 498.8 feet	Vertical Change	-.27	5 ft	5	REF		
41171	522.5 to 523.5 feet	Vertical Change	-3.48	5 ft	5	SF	$75	**$375**
53915	537.2 to 538.2 feet	Vertical Change	-.25	5 ft	5	LF	$75	**$375**
56932	539.1 to 540.1 feet	Vertical Change	.53	5 ft	5	SF	$75	**$375**
44408	539.3 to 540.3 feet	Vertical Change	-.55	5 ft	5	SF	$75	**$375**
41280	542.6 to 543.6 feet	Vertical Change	-1.65	5 ft	5	SF	$75	**$375**
3169	577.1 to 597.3 feet	Cross Slope (PAR)	2.0-3.0%	5 ft	101	SF	$120	**$12,120**
41172	601.3 to 602.3 feet	Vertical Change	-3.34	5 ft	5	SF	$75	**$375**
3170	603.3 to 608.8 feet	Cross Slope (PAR)	2.0-3.0%	5 ft	28	SF	$120	**$3,300**
3172	612.8 to 617.5 feet	Cross Slope (PAR)	2.0-3.0%	5 ft	24	SF	$120	**$2,820**
54142	619.6 to 620.6 feet	Vertical Change	.26	5 ft	5	LF	$75	**$375**
3173	621.8 to 625.4 feet	Cross Slope (PAR)	2.0-3.0%	5 ft	18	SF	$120	**$2,160**

TOTAL COST FOR: W *side of* **S FIG TREE BLVD** *Starting at:* **SIDEWALK BEGINS** **$117,712.50**

Funding Source: TBD **Year to be Completed** TBD

Street Side	Run ID	Survey Street Name	Starting Street Name	End Street Name	Priority
W	1908211031	S FIG TREE BLVD	START OF PARKING LOT	END OF PARKING LOT	38

ID	Dist. from Corner	Barrier Type	As-is Measurement/Notes	Sidewalk Width	Qty	Unit	Cost	Total
3136	0.0 to 1.9 feet	Cross Slope (PAR)	3.0-4.0%	5 ft	10	SF	$120	**$1,140**
47909	0.3 to 1.8 feet	**Vertical Change**	-.4	5 ft	8	REF		
55968	0.9 to 1.9 feet	**Vertical Change**	.36	5 ft	5	REF		
3137	1.9 to 4.0 feet	Cross Slope (PAR)	2.0-3.0%	5 ft	11	SF	$120	**$1,260**
3138	7.8 to 23.9 feet	Cross Slope (PAR)	2.0-3.0%	5 ft	81	SF	$120	**$9,660**
49621	8.0 to 9.0 feet	**Vertical Change**	-.34	5 ft	5	REF		
52426	14.4 to 15.4 feet	**Vertical Change**	-.28	5 ft	5	REF		
52427	20.8 to 21.8 feet	**Vertical Change**	-.28	5 ft	5	REF		
53427	26.4 to 27.4 feet	**Vertical Change**	-.26	5 ft	5	LF	$75	**$375**
49954	31.3 to 35.1 feet	**Vertical Change**	-.33	5 ft	19	LF	$75	**$1,425**
51999	42.3 to 46.0 feet	**Vertical Change**	-.29	5 ft	19	LF	$75	**$1,388**
3141	44.5 to 49.5 feet	Cross Slope (PAR)	2.0-3.0%	5 ft	25	SF	$120	**$3,000**
52429	53.1 to 57.0 feet	**Vertical Change**	-.28	5 ft	20	LF	$75	**$1,463**
3142	54.7 to 62.0 feet	Cross Slope (PAR)	2.0-3.0%	5 ft	37	SF	$120	**$4,380**
52923	91.4 to 92.4 feet	**Vertical Change**	-.27	5 ft	5	LF	$75	**$375**
51585	100.3 to 104.3 feet	**Vertical Change**	-.3	5 ft	20	LF	$75	**$1,500**
3143	101.9 to 121.9 feet	Cross Slope (PAR)	2.0-3.0%	5 ft	100	SF	$120	**$12,000**
52924	109.2 to 110.2 feet	**Vertical Change**	-.27	5 ft	5	REF		
52925	115.1 to 119.1 feet	**Vertical Change**	-.27	5 ft	20	REF		
51587	124.1 to 125.1 feet	**Vertical Change**	-.3	5 ft	5	LF	$75	**$375**
50304	141.9 to 142.9 feet	**Vertical Change**	-.32	5 ft	5	LF	$75	**$375**
3148	157.1 to 160.3 feet	Cross Slope (PAR)	2.0-3.0%	5 ft	16	SF	$120	**$1,920**
49955	159.7 to 163.3 feet	**Vertical Change**	-.33	5 ft	18	REF		
3149	193.6 to 210.8 feet	Cross Slope (PAR)	2.0-3.0%	5 ft	86	SF	$120	**$10,320**
48997	201.6 to 202.6 feet	**Vertical Change**	-.36	5 ft	5	REF		
52000	207.3 to 208.3 feet	**Vertical Change**	-.29	5 ft	5	REF		

TOTAL COST FOR: W *side of* **S FIG TREE BLVD** *Starting at:* **START OF PARKING LOT** **$50,955.00**

Funding Source: TBD **Year to be Completed** TBD

Street Side	Run ID	Survey Street Name	Starting Street Name	End Street Name	Priority
W	1908210858	S GENOA LAKE WAY	AVE 26	PARKING LOT ENTRANCE	50

ID	Dist. from Corner	Barrier Type	As-is Measurement/Notes	Sidewalk Width	Qty	Unit	Cost	Total
47226	0.3 to 4.0 feet	Vertical Change	-.42	8 ft	28	LF	$75	**$2,081**
2140	4.1 to 47.5 feet	Cross Slope (PAR)	2.0-3.0%	8 ft	326	SF	$120	**$39,060**
51970	7.1 to 8.1 feet	Vertical Change	-.29	8 ft	8	REF		
42114	13.7 to 14.7 feet	Vertical Change	-.74	8 ft	8	REF		
44620	30.8 to 31.8 feet	Vertical Change	-.54	8 ft	8	REF		
42219	40.7 to 41.7 feet	Vertical Change	-.72	8 ft	7	REF		
2141	69.3 to 90.9 feet	Cross Slope (PAR)	2.0-3.0%	8 ft	162	SF	$120	**$19,440**
42073	70.3 to 71.3 feet	Vertical Change	-.75	8 ft	8	REF		
53388	80.1 to 81.1 feet	Vertical Change	-.26	8 ft	8	REF		
52873	89.7 to 90.7 feet	Vertical Change	-.27	8 ft	8	REF		
46319	99.5 to 100.5 feet	Vertical Change	-.46	8 ft	8	REF		
2144	99.7 to 140.3 feet	Cross Slope (PAR)	2.0-3.0%	8 ft	305	SF	$120	**$36,540**
43369	109.3 to 110.3 feet	Vertical Change	-.61	8 ft	8	REF		
42871	119.0 to 120.0 feet	Vertical Change	-.65	8 ft	8	REF		
44621	128.8 to 129.8 feet	Vertical Change	-.54	8 ft	8	REF		
42657	138.9 to 139.9 feet	Vertical Change	-.67	8 ft	8	REF		
2145	146.5 to 162.8 feet	Cross Slope (PAR)	2.0-3.0%	8 ft	122	SF	$120	**$14,670**
41443	148.5 to 149.5 feet	Vertical Change	-1.17	8 ft	8	REF		
42074	158.6 to 159.6 feet	Vertical Change	-.75	8 ft	8	REF		
43218	161.9 to 162.9 feet	Vertical Change	-.62	8 ft	8	REF		
45682	167.0 to 168.0 feet	Vertical Change	-.49	8 ft	8	LF	$75	**$563**
49278	170.3 to 171.3 feet	Vertical Change	-.35	8 ft	8	LF	$75	**$563**
2146	174.6 to 183.3 feet	Cross Slope (PAR)	2.0-3.0%	8 ft	65	SF	$120	**$7,830**
42220	181.1 to 182.1 feet	Vertical Change	-.72	8 ft	8	REF		
42543	191.1 to 192.1 feet	Vertical Change	-.68	8 ft	8	SF	$75	**$563**
41672	200.9 to 201.9 feet	Vertical Change	-.91	8 ft	8	REF		
2147	201.7 to 210.8 feet	Cross Slope (PAR)	2.0-3.0%	8 ft	68	SF	$120	**$8,190**
44825	210.9 to 211.9 feet	Vertical Change	-.53	8 ft	8	SF	$75	**$563**

Funding Source: TBD **Year to be Completed** TBD

Street Side	Run ID	Survey Street Name	Starting Street Name	End Street Name	Priority
W	1908210858	S GENOA LAKE WAY	AVE 26	PARKING LOT ENTRANCE	50

ID	Dist. from Corner	Barrier Type	As-is Measurement/Notes	Sidewalk Width	Qty	Unit	Cost	Total
2148	213.3 to 245.8 feet	Cross Slope (PAR)	2.0-3.0%	8 ft	244	SF	$120	**$29,250**
45006	220.7 to 221.7 feet	**Vertical Change**	-.52	8 ft	8	REF		
42872	230.3 to 231.3 feet	**Vertical Change**	-.65	8 ft	8	REF		
53389	238.4 to 239.4 feet	**Vertical Change**	-.26	8 ft	8	REF		
42544	241.1 to 242.1 feet	**Vertical Change**	-.68	8 ft	8	REF		
41931	244.9 to 245.9 feet	**Vertical Change**	-.79	8 ft	8	REF		

TOTAL COST FOR: W *side of* **S GENOA LAKE WAY** *Starting at:* **AVE 26** **$159,311.25**

Funding Source: TBD **Year to be Completed** TBD

Street Side	Run ID	Survey Street Name	Starting Street Name	End Street Name	Priority
W	1908210902	S GENOA LAKE WAY	CURB RAMP	PARKING LOT ENTRANCE	38

ID	Dist. from Corner	Barrier Type	As-is Measurement/Notes	Sidewalk Width	Qty	Unit	Cost	Total
45008	3.1 to 4.1 feet	Vertical Change	-.52	8 ft	7	SF	$75	$563
2160	6.6 to 63.4 feet	Cross Slope (PAR)	2.0-3.0%	8 ft	426	SF	$120	$51,120
48419	12.9 to 13.9 feet	Vertical Change	-.38	8 ft	8	REF		
51973	18.0 to 19.0 feet	Vertical Change	-.29	8 ft	8	REF		
47477	42.5 to 43.5 feet	Vertical Change	-.41	8 ft	8	REF		
52877	49.8 to 53.1 feet	Vertical Change	-.27	8 ft	25	REF		
53393	59.6 to 60.6 feet	Vertical Change	-.26	8 ft	8	REF		
2162	72.8 to 86.4 feet	Cross Slope (PAR)	2.0-3.0%	8 ft	102	SF	$120	$12,240
52878	120.6 to 121.6 feet	Vertical Change	-.27	8 ft	8	LF	$75	$563
2163	125.4 to 132.1 feet	Cross Slope (PAR)	2.0-3.0%	8 ft	50	SF	$120	$6,030
52879	130.4 to 131.4 feet	Vertical Change	-.27	8 ft	8	REF		
2164	135.3 to 143.4 feet	Cross Slope (PAR)	2.0-3.0%	8 ft	61	SF	$120	$7,290
53394	150.1 to 151.1 feet	Vertical Change	-.26	8 ft	8	LF	$75	$563
2166	154.3 to 155.9 feet	Cross Slope (PAR)	2.0-3.0%	8 ft	12	SF	$120	$1,440
2167	177.3 to 185.4 feet	Cross Slope (PAR)	2.0-3.0%	8 ft	61	SF	$120	$7,290
46320	179.7 to 180.7 feet	Vertical Change	-.46	8 ft	8	REF		

TOTAL COST FOR: W *side of* **S GENOA LAKE WAY** *Starting at:* **CURB RAMP** **$87,097.50**

Funding Source: TBD **Year to be Completed** TBD

Street Side	Run ID	Survey Street Name	Starting Street Name	End Street Name	Priority
W	1908210900	S GENOA LAKE WAY	PARKING LOT ENTRANCE	CURB RAMP	38

ID	Dist. from Corner	Barrier Type	As-is Measurement/Notes	Sidewalk Width	Qty	Unit	Cost	Total
45467	1.8 to 5.2 feet	Vertical Change	-.5	8 ft	26	SF	$75	$1,913
2153	11.7 to 17.9 feet	Cross Slope (PAR)	2.0-3.0%	8 ft	46	SF	$120	$5,580
2155	22.7 to 26.9 feet	Cross Slope (PAR)	2.0-3.0%	8 ft	32	SF	$120	$3,780
52874	25.3 to 26.3 feet	Vertical Change	-.27	8 ft	8	REF		
48126	34.9 to 38.3 feet	Vertical Change	-.39	8 ft	25	LF	$75	$1,913
53390	47.3 to 50.8 feet	Vertical Change	-.26	8 ft	26	LF	$75	$1,969
45007	54.6 to 55.6 feet	Vertical Change	-.52	8 ft	8	SF	$75	$563
53391	59.5 to 63.1 feet	Vertical Change	-.26	8 ft	27	LF	$75	$2,025
2156	63.3 to 64.8 feet	Cross Slope (PAR)	2.0-3.0%	8 ft	11	SF	$120	$1,350
44826	74.5 to 75.5 feet	Vertical Change	-.53	8 ft	8	SF	$75	$563
53392	79.4 to 80.4 feet	Vertical Change	-.26	8 ft	8	LF	$75	$563
45468	84.3 to 87.7 feet	Vertical Change	-.5	8 ft	26	SF	$75	$1,913
51971	96.5 to 97.5 feet	Vertical Change	-.29	8 ft	8	LF	$75	$563
53875	101.5 to 104.8 feet	Vertical Change	-.25	8 ft	25	LF	$75	$1,856
2157	140.8 to 151.1 feet	Cross Slope (PAR)	2.0-3.0%	8 ft	77	SF	$120	$9,270
51972	143.5 to 144.5 feet	Vertical Change	-.29	8 ft	8	REF		
2158	155.1 to 156.5 feet	Cross Slope (PAR)	2.0-3.0%	8 ft	11	SF	$120	$1,260
48694	163.4 to 164.4 feet	Vertical Change	-.37	8 ft	8	REF		
2159	163.8 to 179.9 feet	Cross Slope (PAR)	2.0-3.0%	8 ft	121	SF	$120	$14,490
48127	179.4 to 180.8 feet	Vertical Change	-.39	8 ft	11	REF		

TOTAL COST FOR: W *side of* **S GENOA LAKE WAY** *Starting at:* **PARKING LOT ENTRANCE** **$49,567.50**

Funding Source: TBD **Year to be Completed** TBD

Street Side	Run ID	Survey Street Name	Starting Street Name	End Street Name	Priority
W	1908210907	S GENOA LAKE WAY	PARKING LOT ENTRANCE	S MONTGOMERY LAKE WAY	45.5

ID	Dist. from Corner	Barrier Type	As-is Measurement/Notes	Sidewalk Width	Qty	Unit	Cost	Total
51974	0.2 to 1.2 feet	Vertical Change	-.29	5 ft	5	LF	$75	$375
51554	4.1 to 5.1 feet	Vertical Change	-.3	5 ft	5	LF	$75	$375
2168	8.6 to 72.9 feet	Cross Slope (PAR)	2.0-3.0%	5 ft	322	SF	$120	$38,580
52395	13.0 to 14.0 feet	Vertical Change	-.28	5 ft	5	REF		
50648	20.7 to 21.7 feet	Vertical Change	-.31	5 ft	5	REF		
51975	31.0 to 37.0 feet	Vertical Change	-.29	5 ft	30	REF		
52881	44.0 to 45.0 feet	Vertical Change	-.27	5 ft	5	REF		
53395	51.7 to 57.7 feet	Vertical Change	-.26	5 ft	30	REF		
49279	61.5 to 65.0 feet	Vertical Change	-.35	5 ft	18	REF		
53396	76.4 to 77.4 feet	Vertical Change	-.26	5 ft	5	LF	$75	$375
2176	81.1 to 98.4 feet	Cross Slope (PAR)	2.0-3.0%	5 ft	87	SF	$120	$10,380
2177	106.2 to 116.2 feet	Cross Slope (PAR)	2.0-3.0%	5 ft	50	SF	$120	$6,000
2178	128.2 to 135.5 feet	Cross Slope (PAR)	2.0-3.0%	5 ft	37	SF	$120	$4,380
2179	140.7 to 146.3 feet	Cross Slope (PAR)	2.0-3.0%	5 ft	28	SF	$120	$3,360
2180	159.0 to 163.3 feet	Cross Slope (PAR)	2.0-3.0%	5 ft	22	SF	$120	$2,580
2181	214.7 to 217.1 feet	Cross Slope (PAR)	2.0-3.0%	5 ft	12	SF	$120	$1,440
50269	236.2 to 237.2 feet	Vertical Change	-.32	5 ft	5	LF	$75	$375
2182	238.8 to 245.3 feet	Cross Slope (PAR)	2.0-3.0%	5 ft	33	SF	$120	$3,900
2184	247.8 to 250.7 feet	Cross Slope (PAR)	2.0-3.0%	5 ft	15	SF	$120	$1,740
2185	258.7 to 262.9 feet	Cross Slope (PAR)	2.0-3.0%	5 ft	21	SF	$120	$2,520
2186	274.8 to 282.6 feet	Cross Slope (PAR)	2.0-3.0%	5 ft	39	SF	$120	$4,680
2188	287.2 to 288.9 feet	Cross Slope (PAR)	2.0-3.0%	5 ft	8	SF	$120	$1,020
2189	291.7 to 299.8 feet	Cross Slope (PAR)	2.0-3.0%	5 ft	41	SF	$120	$4,860
2190	302.8 to 359.2 feet	Cross Slope (PAR)	2.0-3.0%	5 ft	282	SF	$120	$33,840
52396	325.4 to 326.4 feet	Vertical Change	-.28	5 ft	5	REF		
53876	330.3 to 331.3 feet	Vertical Change	-.25	5 ft	5	REF		
53877	342.5 to 343.5 feet	Vertical Change	-.25	5 ft	5	REF		
51977	349.8 to 350.8 feet	Vertical Change	-.29	5 ft	5	REF		

Funding Source: TBD **Year to be Completed** TBD

Street Side	Run ID	Survey Street Name	Starting Street Name	End Street Name	Priority
W	1908210907	S GENOA LAKE WAY	PARKING LOT ENTRANCE	S MONTGOMERY LAKE WAY	45.5

ID	Dist. from Corner	Barrier Type	As-is Measurement/Notes	Sidewalk Width	Qty	Unit	Cost	Total
2194	370.7 to 379.4 feet	Cross Slope (PAR)	2.0-3.0%	5 ft	44	SF	$120	**$5,220**
53878	384.0 to 385.0 feet	**Vertical Change**	-.25	5 ft	5	LF	$75	**$375**
2195	386.3 to 387.3 feet	Cross Slope (PAR)	2.0-3.0%	5 ft	5	SF	$120	**$600**
2196	388.8 to 390.7 feet	Cross Slope (PAR)	5.0-6.0%	5 ft	10	SF	$120	**$1,140**
2197	411.7 to 417.8 feet	Cross Slope (PAR)	2.0-3.0%	5 ft	31	SF	$120	**$3,660**
2198	437.5 to 448.7 feet	Cross Slope (PAR)	2.0-3.0%	5 ft	56	SF	$120	**$6,720**
49280	452.2 to 453.2 feet	**Vertical Change**	-.35	5 ft	5	LF	$75	**$375**
2199	453.4 to 457.7 feet	Cross Slope (PAR)	2.0-3.0%	5 ft	22	SF	$120	**$2,580**
2200	466.6 to 479.1 feet	Cross Slope (PAR)	2.0-3.0%	5 ft	63	SF	$120	**$7,500**
2201	484.1 to 499.9 feet	Cross Slope (PAR)	2.0-3.0%	5 ft	79	SF	$120	**$9,480**
2204	508.8 to 514.8 feet	Cross Slope (PAR)	2.0-3.0%	5 ft	30	SF	$120	**$3,600**
2205	528.9 to 531.4 feet	Cross Slope (PAR)	2.0-3.0%	5 ft	13	SF	$120	**$1,500**
2206	533.7 to 553.0 feet	Cross Slope (PAR)	2.0-3.0%	5 ft	96	SF	$120	**$11,580**
50270	549.8 to 550.8 feet	**Vertical Change**	-.32	5 ft	5	REF		
2207	556.3 to 576.5 feet	Cross Slope (PAR)	2.0-3.0%	5 ft	101	SF	$120	**$12,120**
47228	567.5 to 568.5 feet	**Vertical Change**	-.42	5 ft	5	REF		
2208	579.1 to 581.6 feet	Cross Slope (PAR)	2.0-3.0%	5 ft	13	SF	$120	**$1,500**
50271	585.5 to 586.5 feet	**Vertical Change**	-.32	5 ft	5	REF		
2209	585.7 to 587.3 feet	Cross Slope (PAR)	2.0-3.0%	5 ft	8	SF	$120	**$960**
2210	590.1 to 593.1 feet	Cross Slope (PAR)	2.0-3.0%	5 ft	15	SF	$120	**$1,800**
53879	593.0 to 594.0 feet	**Vertical Change**	-.25	5 ft	5	REF		
2211	595.8 to 598.1 feet	Cross Slope (PAR)	2.0-3.0%	5 ft	12	SF	$120	**$1,380**
2212	600.3 to 603.6 feet	Cross Slope (PAR)	2.0-3.0%	5 ft	17	SF	$120	**$1,980**
2213	606.8 to 636.5 feet	Cross Slope (PAR)	2.0-3.0%	5 ft	149	SF	$120	**$17,820**
53880	607.4 to 608.4 feet	**Vertical Change**	-.25	5 ft	5	REF		
2217	640.7 to 674.2 feet	Cross Slope (PAR)	2.0-3.0%	5 ft	167	SF	$120	**$20,100**
48981	675.5 to 676.5 feet	**Vertical Change**	-.36	5 ft	5	LF	$75	**$375**

TOTAL COST FOR: W *side of* **S GENOA LAKE WAY** *Starting at:* **PARKING LOT ENTRANCE** **$233,145.00**

Funding Source: TBD **Year to be Completed** TBD

Street Side	Run ID	Survey Street Name	Starting Street Name	End Street Name	Priority
E	1908211017	S GENOA LAKE WAY	SIDEWALK BEGINS	AVE 26	66

ID	Dist. from Corner	Barrier Type	As-is Measurement/Notes	Sidewalk Width	Qty	Unit	Cost	Total
53414	1.9 to 2.9 feet	Vertical Change	-.26	8 ft	8	LF	$75	$563
2952	5.5 to 9.5 feet	Cross Slope (PAR)	2.0-3.0%	8 ft	30	SF	$120	$3,600
2953	66.3 to 70.9 feet	Cross Slope (PAR)	2.0-3.0%	8 ft	35	SF	$120	$4,140
51576	77.4 to 78.4 feet	Vertical Change	-.3	8 ft	8	LF	$75	$563
2954	100.0 to 106.8 feet	Cross Slope (PAR)	2.0-3.0%	8 ft	51	SF	$120	$6,120
57430	107.5 to 108.5 feet	Vertical Change	1.29	8 ft	8	SF	$75	$563
57229	117.2 to 118.2 feet	Vertical Change	.71	8 ft	8	SF	$75	$563
42660	117.5 to 118.5 feet	Vertical Change	-.67	8 ft	8	REF		
2955	118.3 to 136.3 feet	Cross Slope (PAR)	2.0-3.0%	8 ft	135	SF	$120	$16,200
49946	127.6 to 128.6 feet	Vertical Change	-.33	8 ft	8	REF		
50666	137.8 to 138.8 feet	Vertical Change	-.31	8 ft	8	LF	$75	$563
2957	163.1 to 165.5 feet	Cross Slope (PAR)	2.0-3.0%	8 ft	18	SF	$120	$2,160
48717	168.2 to 169.2 feet	Vertical Change	-.37	8 ft	8	LF	$75	$563
2958	172.9 to 174.8 feet	Cross Slope (PAR)	2.0-3.0%	8 ft	14	SF	$120	$1,710
49297	178.1 to 179.1 feet	Vertical Change	-.35	8 ft	8	LF	$75	$563
53415	195.5 to 196.5 feet	Vertical Change	-.26	8 ft	8	LF	$75	$563
52906	219.7 to 220.7 feet	Vertical Change	-.27	8 ft	8	LF	$75	$563
51994	224.7 to 228.1 feet	Vertical Change	-.29	8 ft	26	LF	$75	$1,913
53416	234.5 to 240.2 feet	Vertical Change	-.26	8 ft	43	LF	$75	$3,206
2959	241.6 to 249.1 feet	Cross Slope (PAR)	2.0-3.0%	8 ft	56	SF	$120	$6,750
2961	254.5 to 260.2 feet	Cross Slope (PAR)	2.0-3.0%	8 ft	43	SF	$120	$5,130
46554	256.4 to 257.4 feet	Vertical Change	-.45	8 ft	8	REF		
2962	266.7 to 273.2 feet	Cross Slope (PAR)	2.0-3.0%	8 ft	49	SF	$120	$5,850
50299	276.1 to 277.1 feet	Vertical Change	-.32	8 ft	8	LF	$75	$563
45479	306.3 to 307.3 feet	Vertical Change	-.5	8 ft	8	SF	$75	$563
53417	323.8 to 324.8 feet	Vertical Change	-.26	8 ft	8	LF	$75	$563
54129	350.1 to 351.1 feet	Vertical Change	.25	8 ft	8	LF	$75	$563
49947	355.2 to 359.0 feet	Vertical Change	-.33	8 ft	29	LF	$75	$2,138

Funding Source: TBD **Year to be Completed** TBD

Street Side	Run ID	Survey Street Name	Starting Street Name	End Street Name	Priority
E	1908211017	S GENOA LAKE WAY	SIDEWALK BEGINS	AVE 26	66

ID	Dist. from Corner	Barrier Type	As-is Measurement/Notes	Sidewalk Width	Qty	Unit	Cost	Total
2963	363.1 to 364.9 feet	Cross Slope (PAR)	2.0-3.0%	8 ft	14	SF	$120	**$1,620**
49948	372.2 to 373.2 feet	**Vertical Change**	-.33	8 ft	8	LF	$75	**$563**
2964	384.8 to 388.9 feet	Cross Slope (PAR)	2.0-3.0%	8 ft	31	SF	$120	**$3,690**
2965	392.3 to 396.3 feet	Cross Slope (PAR)	2.0-3.0%	8 ft	30	SF	$120	**$3,600**
2966	399.1 to 406.7 feet	Cross Slope (PAR)	2.0-3.0%	8 ft	57	SF	$120	**$6,840**
53902	409.6 to 410.6 feet	**Vertical Change**	-.25	8 ft	8	LF	$75	**$563**
56632	422.7 to 423.7 feet	**Vertical Change**	.46	8 ft	8	LF	$75	**$563**
46104	422.8 to 423.8 feet	**Vertical Change**	-.47	8 ft	8	LF	$75	**$563**
2967	432.8 to 435.6 feet	Cross Slope (PAR)	2.0-3.0%	8 ft	21	SF	$120	**$2,520**
48433	452.1 to 453.1 feet	**Vertical Change**	-.38	8 ft	8	LF	$75	**$563**
2968	480.8 to 485.9 feet	Cross Slope (PAR)	2.0-3.0%	8 ft	38	SF	$120	**$4,590**
2969	493.5 to 495.7 feet	Cross Slope (PAR)	2.0-3.0%	8 ft	17	SF	$120	**$1,980**
48152	522.2 to 525.8 feet	**Vertical Change**	-.39	8 ft	27	LF	$75	**$2,025**
47244	532.2 to 533.2 feet	**Vertical Change**	-.42	8 ft	8	LF	$75	**$563**
52907	537.3 to 538.3 feet	**Vertical Change**	-.27	8 ft	8	LF	$75	**$563**
54130	542.3 to 543.3 feet	**Vertical Change**	.25	8 ft	8	LF	$75	**$563**
2970	552.7 to 559.6 feet	Cross Slope (PAR)	2.0-3.0%	8 ft	52	SF	$120	**$6,210**
2971	562.1 to 566.0 feet	Cross Slope (PAR)	2.0-3.0%	8 ft	29	SF	$120	**$3,510**
2972	569.6 to 582.1 feet	Cross Slope (PAR)	2.0-3.0%	8 ft	94	SF	$120	**$11,250**
50300	572.5 to 573.5 feet	**Vertical Change**	-.32	8 ft	8	REF		
2974	585.3 to 593.9 feet	Cross Slope (PAR)	2.0-3.0%	8 ft	65	SF	$120	**$7,740**
2975	596.8 to 599.3 feet	Cross Slope (PAR)	2.0-3.0%	8 ft	19	SF	$120	**$2,250**
2976	603.1 to 604.6 feet	Cross Slope (PAR)	2.0-3.0%	8 ft	11	SF	$120	**$1,350**
2977	613.4 to 634.1 feet	Cross Slope (PAR)	2.0-3.0%	8 ft	155	SF	$120	**$18,630**
2978	638.8 to 639.9 feet	Cross Slope (PAR)	2.0-3.0%	8 ft	8	SF	$120	**$990**
2979	642.5 to 646.7 feet	Cross Slope (PAR)	2.0-3.0%	8 ft	32	SF	$120	**$3,780**
2980	660.6 to 661.9 feet	Cross Slope (PAR)	2.0-3.0%	8 ft	10	SF	$120	**$1,170**
46332	662.7 to 663.7 feet	**Vertical Change**	-.46	8 ft	8	LF	$75	**$563**

Funding Source: TBD **Year to be Completed** TBD

Street Side	Run ID	Survey Street Name	Starting Street Name	End Street Name	Priority
E	1908211017	S GENOA LAKE WAY	SIDEWALK BEGINS	AVE 26	66

ID	Dist. from Corner	Barrier Type	As-is Measurement/Notes	Sidewalk Width	Qty	Unit	Cost	Total
2981	666.9 to 667.9 feet	Cross Slope (PAR)	2.0-3.0%	8 ft	8	SF	$120	**$900**
2982	686.3 to 694.5 feet	Cross Slope (PAR)	2.0-3.0%	8 ft	62	SF	$120	**$7,380**
2984	697.8 to 731.3 feet	Cross Slope (PAR)	2.0-3.0%	8 ft	251	SF	$120	**$30,150**
53904	704.9 to 705.9 feet	**Vertical Change**	-.25	8 ft	8	REF		
2985	739.3 to 755.7 feet	Cross Slope (PAR)	2.0-3.0%	8 ft	123	SF	$120	**$14,760**
2986	761.3 to 771.3 feet	Cross Slope (PAR)	2.0-3.0%	8 ft	75	SF	$120	**$9,000**
50301	763.5 to 764.5 feet	**Vertical Change**	-.32	8 ft	8	REF		
2987	776.1 to 779.5 feet	Cross Slope (PAR)	2.0-3.0%	8 ft	26	SF	$120	**$3,060**
2988	787.7 to 831.6 feet	Cross Slope (PAR)	2.0-3.0%	8 ft	329	SF	$120	**$39,510**
2989	835.3 to 890.2 feet	Cross Slope (PAR)	2.0-3.0%	8 ft	412	SF	$120	**$49,410**
47908	858.9 to 859.9 feet	**Vertical Change**	-.4	8 ft	8	REF		
2993	895.7 to 919.9 feet	Cross Slope (PAR)	2.0-3.0%	8 ft	182	SF	$120	**$21,780**

TOTAL COST FOR: E *side of* **S GENOA LAKE WAY** *Starting at:* **SIDEWALK BEGINS** **$330,986.25**

Funding Source: TBD **Year to be Completed** TBD

Street Side	Run ID	Survey Street Name	Starting Street Name	End Street Name	Priority
N	1908211240	S LAKE TAHOE DR	FALLEN LEAF WAY	SIDEWALK ENDS	60

ID	Dist. from Corner	Barrier Type	As-is Measurement/Notes	Sidewalk Width	Qty	Unit	Cost	Total
4284	1.5 to 4.8 feet	Cross Slope (PAR)	2.0-3.0%	5 ft	17	SF	$120	**$1,980**
43857	2.0 to 3.0 feet	**Vertical Change**	-.58	5 ft	5	REF		
51629	11.0 to 12.0 feet	**Vertical Change**	-.3	5 ft	5	LF	$75	**$375**
46348	18.9 to 19.9 feet	**Vertical Change**	-.46	5 ft	5	LF	$75	**$375**
44211	26.5 to 27.5 feet	**Vertical Change**	-.56	5 ft	5	SF	$75	**$375**
54158	34.7 to 35.7 feet	**Vertical Change**	.28	5 ft	5	LF	$75	**$375**
43568	36.7 to 37.7 feet	**Vertical Change**	-.6	5 ft	5	SF	$75	**$375**
42230	47.0 to 48.0 feet	**Vertical Change**	-.72	5 ft	5	SF	$75	**$375**
41447	57.0 to 58.0 feet	**Vertical Change**	-1.16	5 ft	5	SF	$75	**$375**
45707	67.5 to 68.5 feet	**Vertical Change**	-.49	5 ft	5	LF	$75	**$375**
47261	77.6 to 78.6 feet	**Vertical Change**	-.42	5 ft	5	LF	$75	**$375**
45909	87.9 to 88.9 feet	**Vertical Change**	-.48	5 ft	5	LF	$75	**$375**
47512	95.0 to 97.5 feet	**Vertical Change**	-.41	5 ft	13	LF	$75	**$938**
57925	95.8 to 132.2 feet	Driveway				REF		
41695	98.0 to 99.0 feet	**Vertical Change**	-.9	5 ft	5	REF		
4285	98.5 to 106.6 feet	**Cross Slope (Driveway)**	2.0-3.0%	5 ft	41	SF	$40	**$1,620**
44642	101.9 to 104.7 feet	**Vertical Change**	-.54	5 ft	14	REF		
52053	105.7 to 111.6 feet	**Vertical Change**	-.29	5 ft	30	REF		
43384	113.1 to 114.1 feet	**Vertical Change**	-.61	5 ft	5	REF		
52497	115.1 to 121.2 feet	**Vertical Change**	-.28	5 ft	31	REF		
41937	122.6 to 123.6 feet	**Vertical Change**	-.79	5 ft	5	REF		
52054	124.7 to 130.1 feet	**Vertical Change**	-.29	5 ft	27	REF		
4286	131.4 to 138.7 feet	**Cross Slope (Driveway)**	2.0-3.0%	5 ft	36	SF	$40	**$1,460**
42085	131.7 to 132.7 feet	**Vertical Change**	-.75	5 ft	5	REF		
53536	134.5 to 135.5 feet	**Vertical Change**	-.26	5 ft	5	REF		
41469	137.6 to 138.6 feet	**Vertical Change**	-1.13	5 ft	5	REF		
57378	137.7 to 138.7 feet	**Vertical Change**	1.09	5 ft	5	REF		
53537	139.5 to 140.5 feet	**Vertical Change**	-.26	5 ft	5	LF	$75	**$375**

Funding Source: TBD **Year to be Completed** TBD

Street Side	Run ID	Survey Street Name	Starting Street Name	End Street Name	Priority
N	1908211240	S LAKE TAHOE DR	FALLEN LEAF WAY	SIDEWALK ENDS	60

ID	Dist. from Corner	Barrier Type	As-is Measurement/Notes	Sidewalk Width	Qty	Unit	Cost	Total
44212	146.5 to 147.5 feet	Vertical Change	-.56	5 ft	5	SF	$75	$375
49979	154.6 to 155.6 feet	Vertical Change	-.33	5 ft	5	LF	$75	$375
42180	165.2 to 166.2 feet	Vertical Change	-.73	5 ft	5	SF	$75	$375
41405	175.3 to 176.3 feet	Vertical Change	-1.25	5 ft	5	SF	$75	$375
4287	185.5 to 198.6 feet	Cross Slope (PAR)	2.0-3.0%	5 ft	66	SF	$120	$7,860
43236	185.6 to 186.6 feet	Vertical Change	-.62	5 ft	5	REF		
43385	196.0 to 197.0 feet	Vertical Change	-.61	5 ft	5	REF		
43706	206.3 to 207.3 feet	Vertical Change	-.59	5 ft	5	SF	$75	$375
45497	216.5 to 217.5 feet	Vertical Change	-.5	5 ft	5	SF	$75	$375
42882	226.8 to 227.8 feet	Vertical Change	-.65	5 ft	5	SF	$75	$375
4288	228.8 to 241.8 feet	Cross Slope (PAR)	2.0-3.0%	5 ft	65	SF	$120	$7,800
45024	237.2 to 238.2 feet	Vertical Change	-.52	5 ft	5	REF		
41696	257.4 to 258.4 feet	Vertical Change	-.9	5 ft	5	SF	$75	$375
42556	267.6 to 268.6 feet	Vertical Change	-.68	5 ft	5	SF	$75	$375
45708	277.9 to 278.9 feet	Vertical Change	-.49	5 ft	5	LF	$75	$375
51630	288.3 to 289.3 feet	Vertical Change	-.3	5 ft	5	LF	$75	$375
46349	293.3 to 294.3 feet	Vertical Change	-.46	5 ft	5	LF	$75	$375
57926	295.3 to 334.5 feet	Driveway				REF		
41646	298.5 to 299.5 feet	Vertical Change	-.93	5 ft	5	REF		
49640	304.0 to 305.0 feet	Vertical Change	-.34	5 ft	5	REF		
42181	314.5 to 315.5 feet	Vertical Change	-.73	5 ft	5	REF		
43569	325.1 to 326.1 feet	Vertical Change	-.6	5 ft	5	REF		
45709	335.7 to 336.7 feet	Vertical Change	-.49	5 ft	5	LF	$75	$375
41346	341.2 to 342.2 feet	Vertical Change	-1.4	5 ft	5	SF	$75	$375
46570	346.8 to 347.8 feet	Vertical Change	-.45	5 ft	5	LF	$75	$375
41470	356.9 to 357.9 feet	Vertical Change	-1.13	5 ft	5	SF	$75	$375
42039	367.1 to 368.1 feet	Vertical Change	-.76	5 ft	5	SF	$75	$375
42008	377.5 to 378.5 feet	Vertical Change	-.77	5 ft	5	SF	$75	$375

Funding Source: TBD **Year to be Completed** TBD

Street Side	Run ID	Survey Street Name	Starting Street Name	End Street Name	Priority
N	1908211240	S LAKE TAHOE DR	FALLEN LEAF WAY	SIDEWALK ENDS	60

ID	Dist. from Corner	Barrier Type	As-is Measurement/Notes	Sidewalk Width	Qty	Unit	Cost	Total
43707	387.8 to 388.8 feet	Vertical Change	-.59	5 ft	5	SF	$75	$375
50715	398.1 to 399.1 feet	Vertical Change	-.31	5 ft	5	LF	$75	$375
4289	401.3 to 402.6 feet	Cross Slope (PAR)	2.0-3.0%	5 ft	7	SF	$120	$780
4290	404.7 to 405.8 feet	Cross Slope (PAR)	2.0-3.0%	5 ft	6	SF	$120	$660
42883	408.4 to 409.4 feet	Vertical Change	-.65	5 ft	5	SF	$75	$375
4291	415.7 to 417.7 feet	Cross Slope (PAR)	2.0-3.0%	5 ft	10	SF	$120	$1,200
43386	418.5 to 419.5 feet	Vertical Change	-.61	5 ft	5	SF	$75	$375
44031	429.1 to 430.1 feet	Vertical Change	-.57	5 ft	5	SF	$75	$375
41425	439.4 to 440.4 feet	Vertical Change	-1.21	5 ft	5	SF	$75	$375
43858	449.7 to 450.7 feet	Vertical Change	-.58	5 ft	5	SF	$75	$375
42124	460.0 to 461.0 feet	Vertical Change	-.74	5 ft	5	SF	$75	$375
41557	470.2 to 471.2 feet	Vertical Change	-1.01	5 ft	5	SF	$75	$375
53007	480.3 to 481.3 feet	Vertical Change	-.27	5 ft	5	LF	$75	$375
45498	490.8 to 491.8 feet	Vertical Change	-.5	5 ft	5	SF	$75	$375
52056	500.8 to 501.8 feet	Vertical Change	-.29	5 ft	5	LF	$75	$375
52057	505.8 to 506.8 feet	Vertical Change	-.29	5 ft	5	LF	$75	$375
44844	511.1 to 512.1 feet	Vertical Change	-.53	5 ft	5	SF	$75	$375
50716	516.2 to 517.2 feet	Vertical Change	-.31	5 ft	5	LF	$75	$375
57927	518.4 to 560.3 feet	Driveway				REF		
41305	521.4 to 522.4 feet	Vertical Change	-1.55	5 ft	5	REF		
4292	525.0 to 530.9 feet	Cross Slope (Driveway)	2.0-3.0%	5 ft	30	SF	$40	$1,180
45910	526.2 to 527.2 feet	Vertical Change	-.48	5 ft	5	REF		
44413	535.9 to 536.9 feet	Vertical Change	-.55	5 ft	5	REF		
49022	545.4 to 546.4 feet	Vertical Change	-.36	5 ft	5	REF		
45911	555.0 to 556.0 feet	Vertical Change	-.48	5 ft	5	REF		
41347	560.8 to 561.8 feet	Vertical Change	-1.4	5 ft	5	SF	$75	$375
53008	563.3 to 566.6 feet	Vertical Change	-.27	5 ft	17	LF	$75	$1,238
4293	566.4 to 567.6 feet	Cross Slope (PAR)	2.0-3.0%	5 ft	6	SF	$120	$720

Funding Source: TBD **Year to be Completed** TBD

Street Side	Run ID	Survey Street Name	Starting Street Name	End Street Name	Priority
N	1908211240	S LAKE TAHOE DR	FALLEN LEAF WAY	SIDEWALK ENDS	60

ID	Dist. from Corner	Barrier Type	As-is Measurement/Notes	Sidewalk Width	Qty	Unit	Cost	Total
41763	570.7 to 571.7 feet	Vertical Change	-.86	5 ft	5	SF	$75	**$375**

TOTAL COST FOR: N *side of* **S LAKE TAHOE DR** *Starting at:* **FALLEN LEAF WAY** **$44,685.00**

Funding Source: TBD **Year to be Completed** TBD

Street Side	Run ID	Survey Street Name	Starting Street Name	End Street Name	Priority
N	1908211231	S LAKE TAHOE DR	N FIG TREE BLVD	FALLEN LEAF WAY	46

ID	Dist. from Corner	Barrier Type	As-is Measurement/Notes	Sidewalk Width	Qty	Unit	Cost	Total
4219	0.0 to 9.7 feet	Cross Slope (PAR)	2.0-3.0%	5 ft	48	SF	$120	**$5,820**
47025	3.5 to 4.5 feet	Vertical Change	-.43	5 ft	5	REF		
50707	18.6 to 19.6 feet	Vertical Change	-.31	5 ft	5	LF	$75	**$375**
53515	35.1 to 36.1 feet	Vertical Change	-.26	5 ft	5	LF	$75	**$375**
48454	47.7 to 48.7 feet	Vertical Change	-.38	5 ft	5	LF	$75	**$375**
51620	58.1 to 59.1 feet	Vertical Change	-.3	5 ft	5	LF	$75	**$375**
52042	85.0 to 86.0 feet	Vertical Change	-.29	5 ft	5	LF	$75	**$375**
4222	114.9 to 121.8 feet	Cross Slope (PAR)	2.0-3.0%	5 ft	35	SF	$120	**$4,140**
41796	118.0 to 119.0 feet	Vertical Change	-.84	5 ft	5	REF		
4223	128.6 to 157.3 feet	Cross Slope (PAR)	2.0-3.0%	5 ft	144	SF	$120	**$17,220**
52481	141.4 to 142.4 feet	Vertical Change	-.28	5 ft	5	REF		
52985	146.2 to 147.2 feet	Vertical Change	-.27	5 ft	5	REF		
50708	169.3 to 170.3 feet	Vertical Change	-.31	5 ft	5	LF	$75	**$375**
52482	179.4 to 180.4 feet	Vertical Change	-.28	5 ft	5	LF	$75	**$375**
55955	179.5 to 180.5 feet	Vertical Change	.33	5 ft	5	LF	$75	**$375**
52986	199.8 to 200.8 feet	Vertical Change	-.27	5 ft	5	LF	$75	**$375**
52987	219.9 to 220.9 feet	Vertical Change	-.27	5 ft	5	LF	$75	**$375**
54135	239.6 to 240.6 feet	Vertical Change	.25	5 ft	5	LF	$75	**$375**
52988	248.1 to 251.5 feet	Vertical Change	-.27	5 ft	17	LF	$75	**$1,275**
4224	249.6 to 256.9 feet	Cross Slope (PAR)	2.0-3.0%	5 ft	36	SF	$120	**$4,380**
53958	260.8 to 261.8 feet	Vertical Change	-.25	5 ft	5	LF	$75	**$375**
53959	268.4 to 271.9 feet	Vertical Change	-.25	5 ft	18	REF		
4225	268.9 to 282.8 feet	Cross Slope (PAR)	2.0-3.0%	5 ft	70	SF	$120	**$8,340**
52483	278.4 to 282.0 feet	Vertical Change	-.28	5 ft	18	REF		

TOTAL COST FOR: N *side of* **S LAKE TAHOE DR** *Starting at:* **N FIG TREE BLVD** **$45,675.00**

Funding Source: TBD **Year to be Completed** TBD

Street Side	Run ID	Survey Street Name	Starting Street Name	End Street Name	Priority
S	1908211244	S LAKE TAHOE DR	SIDEWALK BEGINS	N FIG TREE BLVD	40

ID	Dist. from Corner	Barrier Type	As-is Measurement/Notes	Sidewalk Width	Qty	Unit	Cost	Total
53009	3.9 to 4.9 feet	Vertical Change	-.27	5 ft	5	LF	$75	$375
47027	12.3 to 13.3 feet	Vertical Change	-.43	5 ft	5	REF		
4294	12.3 to 13.4 feet	Cross Slope (PAR)	2.0-3.0%	5 ft	6	SF	$120	$660
57164	12.8 to 13.8 feet	Vertical Change	.69	5 ft	5	REF		
43237	12.9 to 13.9 feet	Vertical Change	-.62	5 ft	5	REF		
53010	20.6 to 21.6 feet	Vertical Change	-.27	5 ft	5	LF	$75	$375
4295	31.2 to 34.8 feet	Cross Slope (PAR)	2.0-3.0%	5 ft	18	SF	$120	$2,160
48739	41.4 to 42.4 feet	Vertical Change	-.37	5 ft	5	LF	$75	$375
43107	51.5 to 52.5 feet	Vertical Change	-.63	5 ft	5	SF	$75	$375
48740	101.5 to 102.5 feet	Vertical Change	-.37	5 ft	5	LF	$75	$375
4296	108.7 to 136.9 feet	Cross Slope (PAR)	2.0-3.0%	5 ft	141	SF	$120	$16,920
53011	121.7 to 122.7 feet	Vertical Change	-.27	5 ft	5	REF		
49328	131.7 to 132.7 feet	Vertical Change	-.35	5 ft	5	REF		
4297	154.7 to 156.4 feet	Cross Slope (PAR)	2.0-3.0%	5 ft	9	SF	$120	$1,020
53966	174.7 to 175.7 feet	Vertical Change	-.25	5 ft	5	LF	$75	$375
4298	186.9 to 205.4 feet	Cross Slope (PAR)	2.0-3.0%	5 ft	93	SF	$120	$11,100
4300	209.0 to 220.7 feet	Cross Slope (PAR)	2.0-3.0%	5 ft	59	SF	$120	$7,020
4302	225.2 to 232.0 feet	Cross Slope (PAR)	2.0-3.0%	5 ft	34	SF	$120	$4,080
53538	250.7 to 251.7 feet	Vertical Change	-.26	5 ft	5	LF	$75	$375
53539	258.3 to 259.3 feet	Vertical Change	-.26	5 ft	5	LF	$75	$375
4304	273.2 to 292.1 feet	Cross Slope (PAR)	2.0-3.0%	5 ft	95	SF	$120	$11,340
52058	304.0 to 305.0 feet	Vertical Change	-.29	5 ft	5	LF	$75	$375
4306	413.2 to 452.7 feet	Cross Slope (PAR)	2.0-3.0%	5 ft	198	SF	$120	$23,700
47513	426.4 to 427.4 feet	Vertical Change	-.41	5 ft	5	REF		
4307	455.0 to 456.8 feet	Cross Slope (PAR)	2.0-3.0%	5 ft	9	SF	$120	$1,080
52059	456.9 to 457.9 feet	Vertical Change	-.29	5 ft	5	LF	$75	$375
53540	466.7 to 467.7 feet	Vertical Change	-.26	5 ft	5	LF	$75	$375
4308	476.6 to 538.1 feet	Cross Slope (PAR)	2.0-3.0%	5 ft	308	SF	$120	$36,900

Funding Source: TBD **Year to be Completed** TBD

Street Side	Run ID	Survey Street Name	Starting Street Name	End Street Name	Priority
S	1908211244	S LAKE TAHOE DR	SIDEWALK BEGINS	N FIG TREE BLVD	40

ID	Dist. from Corner	Barrier Type	As-is Measurement/Notes	Sidewalk Width	Qty	Unit	Cost	Total
49023	517.6 to 518.6 feet	Vertical Change	-.36	5 ft	5	REF		
4310	571.0 to 583.4 feet	Cross Slope (PAR)	2.0-3.0%	5 ft	62	SF	$120	**$7,440**
52060	572.0 to 573.0 feet	Vertical Change	-.29	5 ft	5	REF		
52500	677.0 to 678.0 feet	Vertical Change	-.28	5 ft	5	LF	$75	**$375**
4311	717.4 to 753.6 feet	Cross Slope (PAR)	2.0-3.0%	5 ft	181	SF	$120	**$21,720**
4314	756.9 to 765.2 feet	Cross Slope (PAR)	2.0-3.0%	5 ft	42	SF	$120	**$4,980**
53012	760.0 to 765.8 feet	Vertical Change	-.27	5 ft	29	REF		
52061	769.9 to 778.5 feet	Vertical Change	-.29	5 ft	43	LF	$75	**$3,225**
4315	771.4 to 776.0 feet	Cross Slope (PAR)	2.0-3.0%	5 ft	23	SF	$120	**$2,760**
49641	782.6 to 783.6 feet	Vertical Change	-.34	5 ft	5	LF	$75	**$375**
51632	790.2 to 791.2 feet	Vertical Change	-.3	5 ft	5	LF	$75	**$375**
51633	798.1 to 799.1 feet	Vertical Change	-.3	5 ft	5	LF	$75	**$375**
49025	808.1 to 809.1 feet	Vertical Change	-.36	5 ft	5	LF	$75	**$375**
4317	814.3 to 822.1 feet	Cross Slope (PAR)	2.0-3.0%	5 ft	39	SF	$120	**$4,680**
4318	891.9 to 895.8 feet	Cross Slope (PAR)	2.0-3.0%	5 ft	20	SF	$120	**$2,340**
49329	894.6 to 895.6 feet	Vertical Change	-.35	5 ft	5	REF		

TOTAL COST FOR: S *side of* **S LAKE TAHOE DR** *Starting at:* **SIDEWALK BEGINS** **$169,125.00**

Funding Source: TBD **Year to be Completed** TBD

Street Side	Run ID	Survey Street Name	Starting Street Name	End Street Name	Priority
W	1908210846	S MONTGOMERY LAKE	AUTO PARK PLACE	SIDEWALK ENDS	48

ID	Dist. from Corner	Barrier Type	As-is Measurement/Notes	Sidewalk Width	Qty	Unit	Cost	Total
2018	0.0 to 55.3 feet	Cross Slope (PAR)	2.0-3.0%	9 ft	498	SF	$120	**$59,724**
46996	4.2 to 5.2 feet	**Vertical Change**	-.43	9 ft	9	REF		
52372	12.6 to 13.6 feet	**Vertical Change**	-.28	9 ft	9	REF		
45465	21.5 to 22.5 feet	**Vertical Change**	-.5	9 ft	9	REF		
49274	38.0 to 39.0 feet	**Vertical Change**	-.35	9 ft	9	REF		
46315	51.6 to 52.6 feet	**Vertical Change**	-.46	9 ft	9	REF		
2025	57.9 to 89.8 feet	Cross Slope (PAR)	2.0-3.0%	9 ft	287	SF	$120	**$34,452**
42540	67.9 to 68.9 feet	**Vertical Change**	-.68	9 ft	9	REF		
44186	80.2 to 81.2 feet	**Vertical Change**	-.56	9 ft	9	REF		

TOTAL COST FOR: W *side of* **S MONTGOMERY LAKE** *Starting at:* **AUTO PARK PLACE** **$94,176.00**

Funding Source: TBD **Year to be Completed** TBD

Street Side	Run ID	Survey Street Name	Starting Street Name	End Street Name	Priority
W	1908210843	S MONTGOMERY LAKE	AVE 26	AUTO PARK PLACE	70.25

ID	Dist. from Corner	Barrier Type	As-is Measurement/Notes	Sidewalk Width	Qty	Unit	Cost	Total
1954	10.6 to 20.3 feet	Cross Slope (PAR)	2.0-3.0%	9 ft	87	SF	$120	**$10,476**
1955	23.6 to 103.4 feet	Cross Slope (PAR)	2.0-3.0%	9 ft	718	SF	$120	**$86,184**
49601	87.1 to 88.1 feet	Vertical Change	-.34	9 ft	9	REF		
57809	100.4 to 138.0 feet	Driveway				REF		
1965	107.5 to 108.5 feet	Cross Slope (Driveway)	10.0-11.0%	9 ft	9	SF	$40	**$360**
1966	110.3 to 130.9 feet	Cross Slope (Driveway)	7.0-8.0%	9 ft	185	SF	$40	**$7,416**
51952	115.9 to 116.9 feet	Vertical Change	-.29	9 ft	9	REF		
1970	130.9 to 133.9 feet	Cross Slope (Driveway)	9.0-10.0%	9 ft	27	SF	$40	**$1,080**
52855	131.7 to 132.7 feet	Vertical Change	-.27	9 ft	9	REF		
1972	137.8 to 207.2 feet	Cross Slope (Driveway)	2.0-3.0%	9 ft	625	SF	$40	**$24,984**
53360	176.7 to 177.7 feet	Vertical Change	-.26	9 ft	9	REF		
57810	201.8 to 229.9 feet	Driveway				REF		
50263	206.3 to 207.3 feet	Vertical Change	-.32	9 ft	9	REF		
1981	207.2 to 208.2 feet	Cross Slope (Driveway)	4.0-5.0%	9 ft	9	SF	$40	**$360**
1982	208.9 to 227.2 feet	Cross Slope (Driveway)	6.0-7.0%	9 ft	165	SF	$40	**$6,588**
1989	229.5 to 232.8 feet	Cross Slope (Driveway)	2.0-3.0%	9 ft	30	SF	$40	**$1,188**
1990	235.7 to 325.4 feet	Cross Slope (PAR)	2.0-3.0%	9 ft	807	SF	$120	**$96,876**
1997	327.8 to 367.9 feet	Cross Slope (PAR)	2.0-3.0%	9 ft	361	SF	$120	**$43,308**
1998	379.8 to 380.9 feet	Cross Slope (PAR)	2.0-3.0%	9 ft	10	SF	$120	**$1,188**
1999	385.5 to 463.9 feet	Cross Slope (PAR)	2.0-3.0%	9 ft	706	SF	$120	**$84,672**
57811	457.0 to 482.3 feet	Driveway				REF		
2001	463.9 to 466.2 feet	Cross Slope (Driveway)	4.0-5.0%	9 ft	21	SF	$40	**$828**
2003	466.2 to 482.3 feet	Cross Slope (Driveway)	6.0-7.0%	9 ft	145	SF	$40	**$5,796**
53854	473.4 to 474.4 feet	Vertical Change	-.25	9 ft	9	REF		
40008	483.7 to 485.4 feet	Running Slope	7.0-8.0%	9 ft	15	SF	$120	**$1,836**
2006	483.8 to 489.4 feet	Cross Slope (PAR)	3.0-4.0%	9 ft	50	SF	$120	**$6,048**
57697	486.7 to 487.7 feet	Vertical Change	5.73	9 ft	9	REF		
2008	489.4 to 586.9 feet	Cross Slope (PAR)	2.0-3.0%	9 ft	878	SF	$120	**$105,300**

Funding Source: TBD **Year to be Completed** TBD

Street Side	Run ID	Survey Street Name	Starting Street Name	End Street Name	Priority
W	1908210843	S MONTGOMERY LAKE	AVE 26	AUTO PARK PLACE	70.25

ID	Dist. from Corner	Barrier Type	As-is Measurement/Notes	Sidewalk Width	Qty	Unit	Cost	Total
49602	523.1 to 524.1 feet	Vertical Change	-.34	9 ft	9	REF		
2015	590.3 to 616.6 feet	Cross Slope (PAR)	2.0-3.0%	9 ft	237	SF	$120	**$28,404**
53855	618.3 to 619.3 feet	Vertical Change	-.25	9 ft	9	LF	$75	**$675**
2016	621.9 to 661.8 feet	Cross Slope (PAR)	2.0-3.0%	9 ft	359	SF	$120	**$43,092**
53856	643.8 to 644.8 feet	Vertical Change	-.25	9 ft	9	REF		
2017	664.9 to 671.2 feet	Cross Slope (PAR)	2.0-3.0%	9 ft	57	SF	$120	**$6,804**

TOTAL COST FOR: W *side of* **S MONTGOMERY LAKE** *Starting at:* **AVE 26** **$563,463.00**

Funding Source: TBD **Year to be Completed** TBD

Street Side	Run ID	Survey Street Name	Starting Street Name	End Street Name	Priority
E	1908210850	S MONTGOMERY LAKE	PARKING LOT ENTRANCE	PARKING LOT ENTRANCE	50

ID	Dist. from Corner	Barrier Type	As-is Measurement/Notes	Sidewalk Width	Qty	Unit	Cost	Total
2043	0.0 to 9.7 feet	Cross Slope (PAR)	2.0-3.0%	8 ft	73	SF	$120	**$8,730**
52860	2.8 to 5.7 feet	**Vertical Change**	-.27	8 ft	22	REF		
41465	8.3 to 9.3 feet	**Vertical Change**	-1.13	8 ft	8	REF		
43556	18.4 to 19.4 feet	**Vertical Change**	-.6	8 ft	8	SF	$75	**$563**
2044	22.1 to 75.7 feet	Cross Slope (PAR)	2.0-3.0%	8 ft	402	SF	$120	**$48,240**
47474	28.3 to 29.3 feet	**Vertical Change**	-.41	8 ft	8	REF		
53366	45.3 to 46.3 feet	**Vertical Change**	-.26	8 ft	8	REF		
42174	50.2 to 51.2 feet	**Vertical Change**	-.73	8 ft	8	REF		
53859	52.8 to 53.8 feet	**Vertical Change**	-.25	8 ft	8	REF		
41759	89.0 to 90.0 feet	**Vertical Change**	-.86	8 ft	8	SF	$75	**$563**
2046	90.3 to 97.6 feet	Cross Slope (PAR)	2.0-3.0%	8 ft	55	SF	$120	**$6,570**
46093	101.5 to 102.5 feet	**Vertical Change**	-.47	8 ft	8	LF	$75	**$563**
51954	114.1 to 115.1 feet	**Vertical Change**	-.29	8 ft	8	LF	$75	**$563**
2047	121.7 to 124.8 feet	Cross Slope (PAR)	2.0-3.0%	8 ft	23	SF	$120	**$2,790**
42373	139.1 to 140.1 feet	**Vertical Change**	-.7	8 ft	8	SF	$75	**$563**
2048	141.3 to 160.0 feet	Cross Slope (PAR)	2.0-3.0%	8 ft	140	SF	$120	**$16,830**
42175	151.5 to 152.5 feet	**Vertical Change**	-.73	8 ft	8	REF		
53860	161.6 to 162.6 feet	**Vertical Change**	-.25	8 ft	8	LF	$75	**$563**
45194	164.2 to 165.2 feet	**Vertical Change**	-.51	8 ft	8	SF	$75	**$563**
44187	168.7 to 170.9 feet	**Vertical Change**	-.56	8 ft	17	SF	$75	**$1,238**
2049	187.2 to 189.6 feet	Cross Slope (PAR)	2.0-3.0%	8 ft	18	SF	$120	**$2,160**
42541	189.0 to 190.0 feet	**Vertical Change**	-.68	8 ft	8	REF		
2050	194.0 to 220.1 feet	Cross Slope (PAR)	2.0-3.0%	8 ft	196	SF	$120	**$23,490**
42542	200.7 to 201.7 feet	**Vertical Change**	-.68	8 ft	8	REF		
48121	211.2 to 212.2 feet	**Vertical Change**	-.39	8 ft	8	REF		
41266	221.7 to 222.7 feet	**Vertical Change**	-1.73	8 ft	8	SF	$75	**$563**
52861	225.4 to 226.4 feet	**Vertical Change**	-.27	8 ft	8	LF	$75	**$563**

TOTAL COST FOR: E *side of* **S MONTGOMERY LAKE** *Starting at:* **PARKING LOT ENTRANCE** **$115,110.00**

Funding Source: TBD **Year to be Completed** TBD

Street Side	Run ID	Survey Street Name	Starting Street Name	End Street Name	Priority
E	1908210851	S MONTGOMERY LAKE	PARKING LOT ENTRANCE	AVE 26	44

ID	Dist. from Corner	Barrier Type	As-is Measurement/Notes	Sidewalk Width	Qty	Unit	Cost	Total
45680	1.9 to 2.9 feet	Vertical Change	-.49	8 ft	8	REF		
2051	2.8 to 45.4 feet	Cross Slope (PAR)	2.0-3.0%	8 ft	320	SF	$120	**$38,340**
44823	5.6 to 6.6 feet	Vertical Change	-.53	8 ft	8	REF		
41830	9.0 to 10.0 feet	Vertical Change	-.82	8 ft	8	REF		
43217	12.7 to 13.7 feet	Vertical Change	-.62	8 ft	8	REF		
41380	21.6 to 22.6 feet	Vertical Change	-1.33	8 ft	8	REF		
49276	25.0 to 27.8 feet	Vertical Change	-.35	8 ft	21	REF		
42216	35.8 to 36.8 feet	Vertical Change	-.72	8 ft	8	REF		
45466	45.6 to 46.6 feet	Vertical Change	-.5	8 ft	8	SF	$75	**$563**
2053	48.1 to 51.5 feet	Cross Slope (PAR)	2.0-3.0%	8 ft	26	SF	$120	**$3,060**
2054	54.5 to 74.5 feet	Cross Slope (PAR)	2.0-3.0%	8 ft	150	SF	$120	**$18,000**
51543	65.5 to 69.0 feet	Vertical Change	-.3	8 ft	26	REF		
48122	85.5 to 86.5 feet	Vertical Change	-.39	8 ft	8	LF	$75	**$563**
2056	87.3 to 137.8 feet	Cross Slope (PAR)	2.0-3.0%	8 ft	379	SF	$120	**$45,450**
43094	95.2 to 96.2 feet	Vertical Change	-.63	8 ft	8	REF		
45002	105.1 to 106.1 feet	Vertical Change	-.52	8 ft	8	REF		
46784	114.9 to 115.9 feet	Vertical Change	-.44	8 ft	8	REF		
51544	134.3 to 135.3 feet	Vertical Change	-.3	8 ft	8	REF		
42374	144.2 to 145.2 feet	Vertical Change	-.7	8 ft	8	SF	$75	**$563**
2061	153.0 to 161.3 feet	Cross Slope (PAR)	2.0-3.0%	8 ft	62	SF	$120	**$7,470**
48978	163.4 to 164.4 feet	Vertical Change	-.36	8 ft	8	LF	$75	**$563**
2063	165.8 to 167.6 feet	Cross Slope (PAR)	2.0-3.0%	8 ft	14	SF	$120	**$1,620**
46544	173.2 to 174.2 feet	Vertical Change	-.45	8 ft	8	LF	$75	**$563**
47887	182.8 to 183.8 feet	Vertical Change	-.4	8 ft	8	LF	$75	**$563**
49604	195.2 to 196.2 feet	Vertical Change	-.34	8 ft	8	REF		
2064	195.9 to 206.0 feet	Cross Slope (PAR)	2.0-3.0%	8 ft	76	SF	$120	**$9,090**
47888	205.3 to 206.3 feet	Vertical Change	-.4	8 ft	8	REF		

TOTAL COST FOR: E *side of* **S MONTGOMERY LAKE** *Starting at:* **PARKING LOT ENTRANCE** **$126,405.00**

Funding Source: TBD **Year to be Completed** TBD

Street Side	Run ID	Survey Street Name	Starting Street Name	End Street Name	Priority
NE	1908211046	S MONTGOMERY LAKE	S FIG TREE BLVD	SIDEWALK ENDS	65.5

ID	Dist. from Corner	Barrier Type	As-is Measurement/Notes	Sidewalk Width	Qty	Unit	Cost	Total
3174	0.0 to 10.8 feet	Cross Slope (PAR)	2.0-3.0%	5 ft	54	SF	$120	**$6,480**
55959	6.3 to 7.3 feet	**Vertical Change**	.34	5 ft	5	REF		
48721	6.4 to 7.6 feet	**Vertical Change**	-.37	5 ft	6	REF		
3175	13.9 to 23.7 feet	Cross Slope (PAR)	2.0-3.0%	5 ft	49	SF	$120	**$5,880**
53435	15.5 to 16.5 feet	**Vertical Change**	-.26	5 ft	5	REF		
3176	44.6 to 46.3 feet	Cross Slope (PAR)	2.0-3.0%	5 ft	9	SF	$120	**$1,020**
3177	52.5 to 59.6 feet	Cross Slope (PAR)	2.0-3.0%	5 ft	36	SF	$120	**$4,260**
53436	54.1 to 55.1 feet	**Vertical Change**	-.26	5 ft	5	REF		
3179	63.3 to 67.2 feet	Cross Slope (PAR)	2.0-3.0%	5 ft	20	SF	$120	**$2,340**
46555	73.5 to 74.5 feet	**Vertical Change**	-.45	5 ft	5	LF	$75	**$375**
3180	121.4 to 169.3 feet	Cross Slope (PAR)	2.0-3.0%	5 ft	240	SF	$120	**$28,740**
3182	172.3 to 217.4 feet	Cross Slope (PAR)	2.0-3.0%	5 ft	226	SF	$120	**$27,060**
48722	190.2 to 191.2 feet	**Vertical Change**	-.37	5 ft	5	REF		
52933	199.9 to 200.9 feet	**Vertical Change**	-.27	5 ft	5	REF		
53437	204.8 to 205.8 feet	**Vertical Change**	-.26	5 ft	5	REF		
49300	213.6 to 215.2 feet	**Vertical Change**	-.35	5 ft	8	REF		
48998	218.6 to 222.4 feet	**Vertical Change**	-.36	5 ft	19	LF	$75	**$1,425**
57695	223.6 to 224.6 feet	**Vertical Change**	4.25	5 ft	5	SF	$75	**$375**
41164	223.7 to 224.7 feet	**Vertical Change**	-4.25	5 ft	5	SF	$75	**$375**
3183	226.7 to 238.6 feet	Cross Slope (PAR)	2.0-3.0%	5 ft	60	SF	$120	**$7,140**
51590	231.9 to 232.9 feet	**Vertical Change**	-.3	5 ft	5	REF		
50673	239.6 to 240.6 feet	**Vertical Change**	-.31	5 ft	5	LF	$75	**$375**
3184	246.2 to 271.0 feet	Cross Slope (PAR)	2.0-3.0%	5 ft	124	SF	$120	**$14,880**
44630	249.4 to 250.4 feet	**Vertical Change**	-.54	5 ft	5	REF		
53916	254.3 to 255.3 feet	**Vertical Change**	-.25	5 ft	5	REF		
45204	269.1 to 270.1 feet	**Vertical Change**	-.51	5 ft	5	REF		
49622	279.0 to 280.0 feet	**Vertical Change**	-.34	5 ft	5	LF	$75	**$375**
3185	318.4 to 325.5 feet	Cross Slope (PAR)	2.0-3.0%	5 ft	36	SF	$120	**$4,260**

Funding Source: TBD **Year to be Completed** TBD

Street Side	Run ID	Survey Street Name	Starting Street Name	End Street Name	Priority
NE	1908211046	S MONTGOMERY LAKE	S FIG TREE BLVD	SIDEWALK ENDS	65.5

ID	Dist. from Corner	Barrier Type	As-is Measurement/Notes	Sidewalk Width	Qty	Unit	Cost	Total
48999	318.9 to 319.9 feet	Vertical Change	-.36	5 ft	5	REF		
49000	328.8 to 329.8 feet	Vertical Change	-.36	5 ft	5	REF		
3186	329.1 to 330.4 feet	Cross Slope (PAR)	2.0-3.0%	5 ft	7	SF	$120	**$780**
3187	337.8 to 342.9 feet	Cross Slope (PAR)	2.0-3.0%	5 ft	26	SF	$120	**$3,060**
50305	348.6 to 349.6 feet	Vertical Change	-.32	5 ft	5	REF		
3188	349.1 to 351.4 feet	Cross Slope (PAR)	2.0-3.0%	5 ft	12	SF	$120	**$1,380**
47008	358.4 to 359.4 feet	Vertical Change	-.43	5 ft	5	LF	$75	**$375**
48723	368.4 to 369.4 feet	Vertical Change	-.37	5 ft	5	LF	$75	**$375**
3189	386.3 to 388.4 feet	Cross Slope (PAR)	5.0-6.0%	5 ft	11	SF	$120	**$1,260**
52001	388.2 to 389.2 feet	Vertical Change	-.29	5 ft	5	REF		
44409	397.7 to 398.7 feet	Vertical Change	-.55	5 ft	5	SF	$75	**$375**
46105	407.7 to 408.7 feet	Vertical Change	-.47	5 ft	5	LF	$75	**$375**
3190	412.6 to 424.5 feet	Cross Slope (PAR)	2.0-3.0%	5 ft	60	SF	$120	**$7,140**
52934	417.8 to 418.8 feet	Vertical Change	-.27	5 ft	5	REF		
44831	437.8 to 438.8 feet	Vertical Change	-.53	5 ft	5	SF	$75	**$375**
3191	447.2 to 450.9 feet	Cross Slope (PAR)	3.0-4.0%	5 ft	19	SF	$120	**$2,220**
3192	450.9 to 465.4 feet	Cross Slope (PAR)	2.0-3.0%	5 ft	73	SF	$120	**$8,700**
52432	462.8 to 463.8 feet	Vertical Change	-.28	5 ft	5	REF		
52433	467.9 to 468.9 feet	Vertical Change	-.28	5 ft	5	LF	$75	**$375**
3194	477.9 to 492.0 feet	Cross Slope (PAR)	2.0-3.0%	5 ft	71	SF	$120	**$8,460**
51591	498.5 to 499.5 feet	Vertical Change	-.3	5 ft	5	LF	$75	**$375**
3195	536.2 to 556.3 feet	Cross Slope (PAR)	2.0-3.0%	5 ft	100	SF	$120	**$12,060**
3198	567.7 to 572.0 feet	Cross Slope (PAR)	2.0-3.0%	5 ft	21	SF	$120	**$2,580**
53439	581.1 to 584.5 feet	Vertical Change	-.26	5 ft	17	LF	$75	**$1,275**
53441	613.5 to 614.5 feet	Vertical Change	-.26	5 ft	5	REF		
49001	698.6 to 699.6 feet	Vertical Change	-.36	5 ft	5	LF	$75	**$375**
53442	703.5 to 704.5 feet	Vertical Change	-.26	5 ft	5	LF	$75	**$375**
52002	708.4 to 712.0 feet	Vertical Change	-.29	5 ft	18	LF	$75	**$1,350**

Funding Source: TBD **Year to be Completed** TBD

Street Side	Run ID	Survey Street Name	Starting Street Name	End Street Name	Priority
NE	1908211046	S MONTGOMERY LAKE	S FIG TREE BLVD	SIDEWALK ENDS	65.5

ID	Dist. from Corner	Barrier Type	As-is Measurement/Notes	Sidewalk Width	Qty	Unit	Cost	Total
3199	722.8 to 732.9 feet	Cross Slope (PAR)	2.0-3.0%	5 ft	51	SF	$120	**$6,060**
53444	728.3 to 729.3 feet	**Vertical Change**	-.26	5 ft	5	REF		
3201	748.7 to 761.0 feet	Cross Slope (PAR)	2.0-3.0%	5 ft	62	SF	$120	**$7,380**
53917	750.8 to 751.8 feet	**Vertical Change**	-.25	5 ft	5	REF		
3202	765.3 to 776.6 feet	Cross Slope (PAR)	3.0-4.0%	5 ft	57	SF	$120	**$6,780**
53445	768.5 to 769.5 feet	**Vertical Change**	-.26	5 ft	5	REF		
3203	777.9 to 858.2 feet	Cross Slope (PAR)	2.0-3.0%	5 ft	402	SF	$120	**$48,180**
52935	778.3 to 781.9 feet	**Vertical Change**	-.27	5 ft	18	REF		
52936	788.8 to 789.8 feet	**Vertical Change**	-.27	5 ft	5	REF		
53919	801.5 to 802.5 feet	**Vertical Change**	-.25	5 ft	5	REF		
53446	827.7 to 828.7 feet	**Vertical Change**	-.26	5 ft	5	REF		
52937	835.3 to 838.8 feet	**Vertical Change**	-.27	5 ft	18	REF		
53447	850.6 to 859.5 feet	**Vertical Change**	-.26	5 ft	45	REF		
3208	872.3 to 877.7 feet	Cross Slope (PAR)	2.0-3.0%	5 ft	27	SF	$120	**$3,240**
3209	888.7 to 893.6 feet	Cross Slope (PAR)	2.0-3.0%	5 ft	25	SF	$120	**$2,940**
3210	895.7 to 906.2 feet	Cross Slope (PAR)	2.0-3.0%	5 ft	53	SF	$120	**$6,300**
52939	897.2 to 898.2 feet	**Vertical Change**	-.27	5 ft	5	REF		
3211	913.8 to 956.7 feet	Cross Slope (PAR)	2.0-3.0%	5 ft	215	SF	$120	**$25,740**
52940	915.4 to 916.4 feet	**Vertical Change**	-.27	5 ft	5	REF		
53448	931.1 to 932.1 feet	**Vertical Change**	-.26	5 ft	5	REF		
50306	938.9 to 939.9 feet	**Vertical Change**	-.32	5 ft	5	REF		
53449	943.6 to 944.6 feet	**Vertical Change**	-.26	5 ft	5	REF		
50307	955.3 to 956.3 feet	**Vertical Change**	-.32	5 ft	5	REF		
53923	980.1 to 981.1 feet	**Vertical Change**	-.25	5 ft	5	LF	$75	**$375**
3214	983.2 to 989.1 feet	Cross Slope (PAR)	2.0-3.0%	5 ft	30	SF	$120	**$3,540**
3215	993.0 to 1000.3 feet	Cross Slope (PAR)	2.0-3.0%	5 ft	37	SF	$120	**$4,380**
3218	1033.7 to 1035.3 feet	Cross Slope (PAR)	2.0-3.0%	5 ft	8	SF	$120	**$960**
53450	1039.6 to 1040.6 feet	**Vertical Change**	-.26	5 ft	5	LF	$75	**$375**

Funding Source: TBD **Year to be Completed** TBD

Street Side	Run ID	Survey Street Name	Starting Street Name	End Street Name	Priority
NE	1908211046	S MONTGOMERY LAKE	S FIG TREE BLVD	SIDEWALK ENDS	65.5

ID	Dist. from Corner	Barrier Type	As-is Measurement/Notes	Sidewalk Width	Qty	Unit	Cost	Total
41166	1066.0 to 1067.0 feet	Vertical Change	-3.86	5 ft	5	SF	$75	$375
57692	1066.0 to 1067.0 feet	Vertical Change	3.9	5 ft	5	SF	$75	$375
3219	1081.0 to 1087.0 feet	Cross Slope (PAR)	2.0-3.0%	5 ft	30	SF	$120	$3,600
3220	1091.7 to 1094.1 feet	Cross Slope (PAR)	2.0-3.0%	5 ft	12	SF	$120	$1,440
3221	1098.3 to 1123.6 feet	Cross Slope (PAR)	2.0-3.0%	5 ft	126	SF	$120	$15,180
50674	1099.3 to 1100.3 feet	Vertical Change	-.31	5 ft	5	REF		
41205	1103.0 to 1104.0 feet	Vertical Change	-2.37	5 ft	5	REF		
51592	1111.5 to 1114.8 feet	Vertical Change	-.3	5 ft	17	REF		
52435	1121.1 to 1124.6 feet	Vertical Change	-.28	5 ft	18	REF		
52941	1128.5 to 1129.5 feet	Vertical Change	-.27	5 ft	5	LF	$75	$375
3224	1137.5 to 1139.5 feet	Cross Slope (PAR)	2.0-3.0%	5 ft	10	SF	$120	$1,200
3225	1153.3 to 1154.4 feet	Cross Slope (PAR)	2.0-3.0%	5 ft	6	SF	$120	$660
3226	1165.8 to 1166.9 feet	Cross Slope (PAR)	2.0-3.0%	5 ft	6	SF	$120	$660
3227	1181.2 to 1191.9 feet	Cross Slope (PAR)	2.0-3.0%	5 ft	54	SF	$120	$6,420
3228	1194.7 to 1197.6 feet	Cross Slope (PAR)	2.0-3.0%	5 ft	14	SF	$120	$1,740
3229	1204.4 to 1207.2 feet	Cross Slope (PAR)	2.0-3.0%	5 ft	14	SF	$120	$1,680
52003	1215.1 to 1216.1 feet	Vertical Change	-.29	5 ft	5	LF	$75	$375
55953	1215.1 to 1216.1 feet	Vertical Change	.33	5 ft	5	LF	$75	$375
48724	1215.2 to 1216.2 feet	Vertical Change	-.37	5 ft	5	LF	$75	$375
57557	1220.2 to 1221.2 feet	Vertical Change	2.3	5 ft	5	SF	$75	$375
41206	1220.3 to 1221.3 feet	Vertical Change	-2.37	5 ft	5	SF	$75	$375
57515	1221.9 to 1222.9 feet	Vertical Change	1.89	5 ft	5	SF	$75	$375
41259	1222.1 to 1223.1 feet	Vertical Change	-1.77	5 ft	5	SF	$75	$375
3230	1239.4 to 1257.3 feet	Cross Slope (PAR)	2.0-3.0%	5 ft	89	SF	$120	$10,740
52942	1242.9 to 1243.9 feet	Vertical Change	-.27	5 ft	5	REF		
3233	1260.7 to 1280.5 feet	Cross Slope (PAR)	2.0-3.0%	5 ft	99	SF	$120	$11,880
51593	1263.8 to 1264.8 feet	Vertical Change	-.3	5 ft	5	REF		
3236	1283.7 to 1308.6 feet	Cross Slope (PAR)	2.0-3.0%	5 ft	124	SF	$120	$14,940

Funding Source: TBD **Year to be Completed** TBD

Street Side	Run ID	Survey Street Name	Starting Street Name	End Street Name	Priority
NE	1908211046	S MONTGOMERY LAKE	S FIG TREE BLVD	SIDEWALK ENDS	65.5

ID	Dist. from Corner	Barrier Type	As-is Measurement/Notes	Sidewalk Width	Qty	Unit	Cost	Total
52004	1304.9 to 1305.9 feet	Vertical Change	-.29	5 ft	5	REF		
52943	1332.2 to 1333.2 feet	Vertical Change	-.27	5 ft	5	LF	$75	$375
48725	1335.5 to 1336.5 feet	Vertical Change	-.37	5 ft	5	LF	$75	$375
3241	1342.6 to 1347.0 feet	Cross Slope (PAR)	2.0-3.0%	5 ft	22	SF	$120	$2,640
3242	1351.3 to 1354.8 feet	Cross Slope (PAR)	2.0-3.0%	5 ft	18	SF	$120	$2,100
3243	1365.0 to 1374.1 feet	Cross Slope (PAR)	2.0-3.0%	5 ft	46	SF	$120	$5,460
3245	1378.7 to 1386.9 feet	Cross Slope (PAR)	2.0-3.0%	5 ft	41	SF	$120	$4,920
3247	1386.9 to 1390.3 feet	Cross Slope (PAR)	4.0-5.0%	5 ft	17	SF	$120	$2,040
53925	1389.3 to 1390.3 feet	Vertical Change	-.25	5 ft	5	REF		
3250	1391.3 to 1402.7 feet	Cross Slope (PAR)	2.0-3.0%	5 ft	57	SF	$120	$6,840
3252	1418.5 to 1420.1 feet	Cross Slope (PAR)	2.0-3.0%	5 ft	8	SF	$120	$960
3253	1423.5 to 1462.2 feet	Cross Slope (PAR)	2.0-3.0%	5 ft	194	SF	$120	$23,220
49956	1452.3 to 1453.3 feet	Vertical Change	-.33	5 ft	5	REF		
3257	1472.8 to 1485.8 feet	Cross Slope (PAR)	2.0-3.0%	5 ft	65	SF	$120	$7,800
47911	1478.1 to 1479.1 feet	Vertical Change	-.4	5 ft	5	REF		
52944	1485.0 to 1486.0 feet	Vertical Change	-.27	5 ft	5	REF		
3259	1488.2 to 1501.9 feet	Cross Slope (PAR)	2.0-3.0%	5 ft	69	SF	$120	$8,220
3262	1507.7 to 1528.2 feet	Cross Slope (PAR)	2.0-3.0%	5 ft	103	SF	$120	$12,300
3264	1536.2 to 1541.3 feet	Cross Slope (PAR)	2.0-3.0%	5 ft	26	SF	$120	$3,060

TOTAL COST FOR: NE *side of* **S MONTGOMERY LAKE** *Starting at:* **S FIG TREE BLVD** **$429,450.00**

Funding Source: TBD **Year to be Completed** TBD

Street Side	Run ID	Survey Street Name	Starting Street Name	End Street Name	Priority
NE	1908211051	S MONTGOMERY LAKE	S GENOA LAKE WAY	SAVE MART PHARMACY	38

ID	Dist. from Corner	Barrier Type	As-is Measurement/Notes	Sidewalk Width	Qty	Unit	Cost	Total
43562	2.4 to 6.4 feet	Vertical Change	-.6	5 ft	20	SF	$75	$1,500
3266	15.9 to 20.7 feet	Cross Slope (PAR)	2.0-3.0%	5 ft	24	SF	$120	$2,880
3267	22.8 to 26.5 feet	Cross Slope (PAR)	2.0-3.0%	5 ft	19	SF	$120	$2,220
52436	32.0 to 33.0 feet	Vertical Change	-.28	5 ft	5	LF	$75	$375
3269	33.3 to 48.8 feet	Cross Slope (PAR)	2.0-3.0%	5 ft	78	SF	$120	$9,300
44832	35.4 to 36.4 feet	Vertical Change	-.53	5 ft	5	REF		
3270	51.1 to 58.9 feet	Cross Slope (PAR)	2.0-3.0%	5 ft	39	SF	$120	$4,680
3271	82.6 to 93.6 feet	Cross Slope (PAR)	2.0-3.0%	5 ft	55	SF	$120	$6,600
3272	127.8 to 141.8 feet	Cross Slope (PAR)	2.0-3.0%	5 ft	70	SF	$120	$8,400
3273	147.3 to 158.2 feet	Cross Slope (PAR)	2.0-3.0%	5 ft	54	SF	$120	$6,540
3274	174.1 to 214.7 feet	Cross Slope (PAR)	2.0-3.0%	5 ft	203	SF	$120	$24,360
3278	217.5 to 220.9 feet	Cross Slope (PAR)	2.0-3.0%	5 ft	17	SF	$120	$2,040
3279	232.3 to 234.3 feet	Cross Slope (PAR)	2.0-3.0%	5 ft	10	SF	$120	$1,200
3280	238.3 to 240.3 feet	Cross Slope (PAR)	2.0-3.0%	5 ft	10	SF	$120	$1,200
3281	243.9 to 245.0 feet	Cross Slope (PAR)	2.0-3.0%	5 ft	6	SF	$120	$660
3282	247.2 to 250.8 feet	Cross Slope (PAR)	2.0-3.0%	5 ft	18	SF	$120	$2,160
3283	261.2 to 264.2 feet	Cross Slope (PAR)	2.0-3.0%	5 ft	15	SF	$120	$1,800
52437	294.7 to 295.7 feet	Vertical Change	-.28	5 ft	5	LF	$75	$375
48437	299.1 to 300.7 feet	Vertical Change	-.38	5 ft	8	LF	$75	$600
45205	303.1 to 304.1 feet	Vertical Change	-.51	5 ft	5	SF	$75	$375
3284	308.9 to 310.3 feet	Cross Slope (PAR)	2.0-3.0%	5 ft	7	SF	$120	$840
3285	324.8 to 327.8 feet	Cross Slope (PAR)	2.0-3.0%	5 ft	15	SF	$120	$1,800
3286	334.7 to 338.1 feet	Cross Slope (PAR)	2.0-3.0%	5 ft	17	SF	$120	$2,040
3287	354.2 to 356.6 feet	Cross Slope (PAR)	2.0-3.0%	5 ft	12	SF	$120	$1,440
3288	366.2 to 369.9 feet	Cross Slope (PAR)	2.0-3.0%	5 ft	19	SF	$120	$2,220
3289	416.5 to 422.4 feet	Cross Slope (PAR)	2.0-3.0%	5 ft	30	SF	$120	$3,540
3290	433.4 to 437.3 feet	Cross Slope (PAR)	2.0-3.0%	5 ft	20	SF	$120	$2,340
51595	435.8 to 436.8 feet	Vertical Change	-.3	5 ft	5	REF		

Funding Source: TBD **Year to be Completed** TBD

Street Side	Run ID	Survey Street Name	Starting Street Name	End Street Name	Priority
NE	1908211051	S MONTGOMERY LAKE	S GENOA LAKE WAY	SAVE MART PHARMACY	38

ID	Dist. from Corner	Barrier Type	As-is Measurement/Notes	Sidewalk Width	Qty	Unit	Cost	Total
3291	442.6 to 452.4 feet	Cross Slope (PAR)	2.0-3.0%	5 ft	49	SF	$120	**$5,880**
3292	483.6 to 484.8 feet	Cross Slope (PAR)	2.0-3.0%	5 ft	6	SF	$120	**$720**
51596	495.2 to 496.2 feet	**Vertical Change**	-.3	5 ft	5	LF	$75	**$375**
3293	525.4 to 527.2 feet	Cross Slope (PAR)	2.0-3.0%	5 ft	9	SF	$120	**$1,080**
3294	561.3 to 563.7 feet	Cross Slope (PAR)	2.0-3.0%	5 ft	12	SF	$120	**$1,440**
3295	573.4 to 579.1 feet	Cross Slope (PAR)	2.0-3.0%	5 ft	29	SF	$120	**$3,420**
3296	586.8 to 598.4 feet	Cross Slope (PAR)	2.0-3.0%	5 ft	58	SF	$120	**$6,960**
3297	622.8 to 626.8 feet	Cross Slope (PAR)	2.0-3.0%	5 ft	20	SF	$120	**$2,400**
3298	674.8 to 677.2 feet	Cross Slope (PAR)	2.0-3.0%	5 ft	12	SF	$120	**$1,440**
3299	680.8 to 702.7 feet	Cross Slope (PAR)	2.0-3.0%	5 ft	110	SF	$120	**$13,140**
3301	706.5 to 712.3 feet	Cross Slope (PAR)	2.0-3.0%	5 ft	29	SF	$120	**$3,480**
3303	715.8 to 718.7 feet	Cross Slope (PAR)	2.0-3.0%	5 ft	15	SF	$120	**$1,740**
48438	750.7 to 751.7 feet	**Vertical Change**	-.38	5 ft	5	LF	$75	**$375**
3304	754.3 to 763.7 feet	Cross Slope (PAR)	2.0-3.0%	5 ft	47	SF	$120	**$5,640**
53452	761.4 to 762.4 feet	**Vertical Change**	-.26	5 ft	5	REF		
3305	769.1 to 776.1 feet	Cross Slope (PAR)	2.0-3.0%	5 ft	35	SF	$120	**$4,200**
3306	779.2 to 782.2 feet	Cross Slope (PAR)	2.0-3.0%	5 ft	15	SF	$120	**$1,800**
3307	788.7 to 792.5 feet	Cross Slope (PAR)	2.0-3.0%	5 ft	19	SF	$120	**$2,280**
3308	837.2 to 840.3 feet	Cross Slope (PAR)	2.0-3.0%	5 ft	16	SF	$120	**$1,860**
3309	844.8 to 851.3 feet	Cross Slope (PAR)	2.0-3.0%	5 ft	33	SF	$120	**$3,900**
3310	867.3 to 869.4 feet	Cross Slope (PAR)	2.0-3.0%	5 ft	11	SF	$120	**$1,260**
3311	894.6 to 902.5 feet	Cross Slope (PAR)	2.0-3.0%	5 ft	40	SF	$120	**$4,740**
3312	910.8 to 913.8 feet	Cross Slope (PAR)	2.0-3.0%	5 ft	15	SF	$120	**$1,800**
3313	923.7 to 927.5 feet	Cross Slope (PAR)	2.0-3.0%	5 ft	19	SF	$120	**$2,280**
3314	963.9 to 989.9 feet	Cross Slope (PAR)	2.0-3.0%	5 ft	130	SF	$120	**$15,600**
48158	983.8 to 984.8 feet	**Vertical Change**	-.39	5 ft	5	REF		

TOTAL COST FOR: NE *side of* **S MONTGOMERY LAKE** *Starting at:* **S GENOA LAKE WAY** **$179,295.00**

Funding Source: TBD **Year to be Completed** TBD

Street Side	Run ID	Survey Street Name	Starting Street Name	End Street Name	Priority
SW	1908211103	S MONTGOMERY LAKE	S GENOA LAKE WAY	SIDEWALK ENDS	44

ID	Dist. from Corner	Barrier Type	As-is Measurement/Notes	Sidewalk Width	Qty	Unit	Cost	Total
3363	27.0 to 36.2 feet	Cross Slope (PAR)	2.0-3.0%	8 ft	69	SF	$120	**$8,280**
3364	50.8 to 60.3 feet	Cross Slope (PAR)	2.0-3.0%	8 ft	71	SF	$120	**$8,550**
52450	52.8 to 53.8 feet	**Vertical Change**	-.28	8 ft	8	REF		
53458	60.3 to 63.8 feet	**Vertical Change**	-.26	8 ft	26	REF		
3365	65.4 to 89.8 feet	Cross Slope (PAR)	2.0-3.0%	8 ft	183	SF	$120	**$21,960**
52949	72.7 to 78.6 feet	**Vertical Change**	-.27	8 ft	44	REF		
48439	85.1 to 86.1 feet	**Vertical Change**	-.38	8 ft	8	REF		
48726	89.6 to 90.6 feet	**Vertical Change**	-.37	8 ft	8	REF		
49004	98.5 to 99.5 feet	**Vertical Change**	-.36	8 ft	8	LF	$75	**$563**
3367	100.7 to 102.7 feet	Cross Slope (PAR)	2.0-3.0%	8 ft	15	SF	$120	**$1,800**
52451	105.9 to 106.9 feet	**Vertical Change**	-.28	8 ft	8	REF		
3368	106.2 to 108.2 feet	Cross Slope (PAR)	2.0-3.0%	8 ft	15	SF	$120	**$1,800**
3369	122.8 to 128.6 feet	Cross Slope (PAR)	2.0-3.0%	8 ft	44	SF	$120	**$5,220**
48161	124.1 to 125.1 feet	**Vertical Change**	-.39	8 ft	8	REF		
3370	132.6 to 146.5 feet	Cross Slope (PAR)	2.0-3.0%	8 ft	104	SF	$120	**$12,510**
52452	132.7 to 133.7 feet	**Vertical Change**	-.28	8 ft	8	REF		
3371	151.0 to 160.2 feet	Cross Slope (PAR)	2.0-3.0%	8 ft	69	SF	$120	**$8,280**
52951	162.4 to 165.8 feet	**Vertical Change**	-.27	8 ft	26	LF	$75	**$1,913**
53460	194.5 to 195.5 feet	**Vertical Change**	-.26	8 ft	8	LF	$75	**$563**
3372	204.3 to 226.8 feet	Cross Slope (PAR)	2.0-3.0%	8 ft	169	SF	$120	**$20,250**
48727	204.5 to 205.5 feet	**Vertical Change**	-.37	8 ft	8	REF		
52454	214.8 to 215.8 feet	**Vertical Change**	-.28	8 ft	8	REF		
3373	234.8 to 235.9 feet	Cross Slope (PAR)	2.0-3.0%	8 ft	8	SF	$120	**$990**
3374	239.2 to 400.6 feet	Cross Slope (PAR)	2.0-3.0%	8 ft	1211	SF	$120	**$145,260**
53929	256.9 to 260.4 feet	**Vertical Change**	-.25	8 ft	26	REF		
52455	321.3 to 324.5 feet	**Vertical Change**	-.28	8 ft	24	REF		
52953	335.9 to 336.9 feet	**Vertical Change**	-.27	8 ft	8	REF		
52954	348.5 to 349.5 feet	**Vertical Change**	-.27	8 ft	8	REF		

Funding Source: TBD **Year to be Completed** TBD

Street Side	Run ID	Survey Street Name	Starting Street Name	End Street Name	Priority
SW	1908211103	S MONTGOMERY LAKE	S GENOA LAKE WAY	SIDEWALK ENDS	44

ID	Dist. from Corner	Barrier Type	As-is Measurement/Notes	Sidewalk Width	Qty	Unit	Cost	Total
57476	392.7 to 393.7 feet	Vertical Change	1.51	8 ft	8	REF		
41431	392.9 to 393.9 feet	Vertical Change	-1.2	8 ft	8	REF		
3379	407.2 to 413.4 feet	Cross Slope (PAR)	2.0-3.0%	8 ft	47	SF	$120	**$5,580**
52955	408.0 to 411.5 feet	Vertical Change	-.27	8 ft	26	REF		
51600	418.0 to 419.0 feet	Vertical Change	-.3	8 ft	8	LF	$75	**$563**
3380	422.7 to 426.3 feet	Cross Slope (PAR)	2.0-3.0%	8 ft	27	SF	$120	**$3,240**
52456	427.9 to 431.4 feet	Vertical Change	-.28	8 ft	26	LF	$75	**$1,969**
3381	433.7 to 436.5 feet	Cross Slope (PAR)	2.0-3.0%	8 ft	21	SF	$120	**$2,520**
49301	442.6 to 443.6 feet	Vertical Change	-.35	8 ft	8	LF	$75	**$563**
3382	444.0 to 449.2 feet	Cross Slope (PAR)	2.0-3.0%	8 ft	39	SF	$120	**$4,680**
3383	452.7 to 485.2 feet	Cross Slope (PAR)	2.0-3.0%	8 ft	244	SF	$120	**$29,250**
53462	462.5 to 463.5 feet	Vertical Change	-.26	8 ft	8	REF		
53463	470.0 to 471.0 feet	Vertical Change	-.26	8 ft	8	REF		
53464	477.1 to 478.1 feet	Vertical Change	-.26	8 ft	8	REF		
49302	482.2 to 486.2 feet	Vertical Change	-.35	8 ft	30	REF		
3386	493.9 to 500.9 feet	Cross Slope (PAR)	2.0-3.0%	8 ft	53	SF	$120	**$6,300**
48728	494.0 to 495.0 feet	Vertical Change	-.37	8 ft	8	REF		
3387	506.0 to 512.9 feet	Cross Slope (PAR)	2.0-3.0%	8 ft	52	SF	$120	**$6,210**
52457	515.3 to 516.3 feet	Vertical Change	-.28	8 ft	8	LF	$75	**$563**
3388	525.5 to 529.3 feet	Cross Slope (PAR)	2.0-3.0%	8 ft	28	SF	$120	**$3,420**
3389	532.4 to 544.1 feet	Cross Slope (PAR)	2.0-3.0%	8 ft	88	SF	$120	**$10,530**
53465	540.2 to 541.2 feet	Vertical Change	-.26	8 ft	8	REF		
53931	557.7 to 558.7 feet	Vertical Change	-.25	8 ft	8	REF		
3390	558.6 to 573.9 feet	Cross Slope (PAR)	2.0-3.0%	8 ft	115	SF	$120	**$13,770**
53466	562.7 to 563.7 feet	Vertical Change	-.26	8 ft	8	REF		
3391	580.4 to 596.3 feet	Cross Slope (PAR)	2.0-3.0%	8 ft	119	SF	$120	**$14,310**
3393	619.9 to 627.1 feet	Cross Slope (Driveway)	2.0-3.0%	8 ft	54	SF	$40	**$2,160**
3394	630.6 to 633.8 feet	Cross Slope (Driveway)	2.0-3.0%	8 ft	24	SF	$40	**$960**

Funding Source: TBD **Year to be Completed** TBD

Street Side	Run ID	Survey Street Name	Starting Street Name	End Street Name	Priority
SW	1908211103	S MONTGOMERY LAKE	S GENOA LAKE WAY	SIDEWALK ENDS	44

ID	Dist. from Corner	Barrier Type	As-is Measurement/Notes	Sidewalk Width	Qty	Unit	Cost	Total
52458	634.5 to 635.5 feet	Vertical Change	-.28	8 ft	8	REF		
3395	638.7 to 675.6 feet	Cross Slope (Driveway)	2.0-3.0%	8 ft	277	SF	$40	**$11,070**
3396	725.4 to 726.9 feet	Cross Slope (PAR)	2.0-3.0%	8 ft	11	SF	$120	**$1,350**
53932	731.5 to 732.5 feet	Vertical Change	-.25	8 ft	8	LF	$75	**$563**
3397	739.8 to 744.0 feet	Cross Slope (PAR)	2.0-3.0%	8 ft	32	SF	$120	**$3,780**
3398	757.3 to 770.1 feet	Cross Slope (PAR)	2.0-3.0%	8 ft	96	SF	$120	**$11,520**

TOTAL COST FOR: SW *side of* **S MONTGOMERY LAKE** *Starting at:* **S GENOA LAKE WAY** **$372,806.25**

Funding Source: TBD **Year to be Completed** TBD

Street Side	Run ID	Survey Street Name	Starting Street Name	End Street Name	Priority
E	1908210848	S MONTGOMERY LAKE	SAVE MART PHARMACY	PARKING LOT ENTRANCE	50

ID	Dist. from Corner	Barrier Type	As-is Measurement/Notes	Sidewalk Width	Qty	Unit	Cost	Total
41928	4.2 to 5.2 feet	Vertical Change	-.79	8 ft	8	SF	$75	$563
47473	10.8 to 11.8 feet	Vertical Change	-.41	8 ft	8	LF	$75	$563
2027	14.8 to 29.5 feet	Cross Slope (PAR)	2.0-3.0%	8 ft	110	SF	$120	$13,230
48415	17.7 to 20.5 feet	Vertical Change	-.38	8 ft	21	REF		
52857	23.2 to 31.5 feet	Vertical Change	-.27	8 ft	62	REF		
42272	32.2 to 33.2 feet	Vertical Change	-.71	8 ft	8	SF	$75	$563
2028	33.3 to 35.8 feet	Cross Slope (PAR)	2.0-3.0%	8 ft	19	SF	$120	$2,250
52858	34.6 to 38.0 feet	Vertical Change	-.27	8 ft	26	REF		
42071	41.9 to 42.9 feet	Vertical Change	-.75	8 ft	8	SF	$75	$563
53858	44.4 to 45.4 feet	Vertical Change	-.25	8 ft	8	LF	$75	$563
2029	46.3 to 50.3 feet	Cross Slope (PAR)	2.0-3.0%	8 ft	30	SF	$120	$3,600
42001	51.9 to 52.9 feet	Vertical Change	-.77	8 ft	8	SF	$75	$563
2030	54.1 to 59.8 feet	Cross Slope (PAR)	2.0-3.0%	8 ft	43	SF	$120	$5,130
46997	61.9 to 62.9 feet	Vertical Change	-.43	8 ft	8	LF	$75	$563
56631	62.0 to 63.0 feet	Vertical Change	.46	8 ft	8	LF	$75	$563
2031	63.4 to 78.6 feet	Cross Slope (PAR)	2.0-3.0%	8 ft	114	SF	$120	$13,680
42030	71.7 to 72.7 feet	Vertical Change	-.76	8 ft	8	REF		
42372	81.4 to 82.4 feet	Vertical Change	-.7	8 ft	7	REF		
2033	82.3 to 85.8 feet	Cross Slope (PAR)	2.0-3.0%	8 ft	26	SF	$120	$3,150
2034	90.0 to 107.7 feet	Cross Slope (PAR)	2.0-3.0%	8 ft	133	SF	$120	$15,930
49275	91.1 to 92.1 feet	Vertical Change	-.35	8 ft	8	REF		
46783	101.0 to 102.0 feet	Vertical Change	-.44	8 ft	8	REF		
53363	108.3 to 109.3 feet	Vertical Change	-.26	8 ft	8	LF	$75	$563
44822	110.8 to 111.8 feet	Vertical Change	-.53	8 ft	8	SF	$75	$563
2035	112.9 to 117.3 feet	Cross Slope (PAR)	2.0-3.0%	8 ft	33	SF	$120	$3,960
42456	120.6 to 121.6 feet	Vertical Change	-.69	8 ft	8	REF		
2036	121.3 to 184.0 feet	Cross Slope (PAR)	2.0-3.0%	8 ft	470	SF	$120	$56,430
53364	123.2 to 126.7 feet	Vertical Change	-.26	8 ft	26	REF		

Funding Source: TBD **Year to be Completed** TBD

Street Side	Run ID	Survey Street Name	Starting Street Name	End Street Name	Priority
E	1908210848	S MONTGOMERY LAKE	SAVE MART PHARMACY	PARKING LOT ENTRANCE	50

ID	Dist. from Corner	Barrier Type	As-is Measurement/Notes	Sidewalk Width	Qty	Unit	Cost	Total
42031	130.6 to 131.6 feet	Vertical Change	-.76	8 ft	8	REF		
46316	134.1 to 135.1 feet	Vertical Change	-.46	8 ft	8	REF		
45001	139.2 to 140.2 feet	Vertical Change	-.52	8 ft	8	REF		
52859	147.7 to 148.7 feet	Vertical Change	-.27	8 ft	8	REF		
46092	157.6 to 158.6 feet	Vertical Change	-.47	8 ft	8	REF		
51953	167.6 to 168.6 feet	Vertical Change	-.29	8 ft	8	REF		
44398	180.8 to 181.8 feet	Vertical Change	-.55	8 ft	8	REF		
56931	183.1 to 184.1 feet	Vertical Change	.53	8 ft	8	REF		

TOTAL COST FOR: E *side of* **S MONTGOMERY LAKE** *Starting at:* **SAVE MART PHARMACY** **$122,985.00**

Funding Source: TBD **Year to be Completed** TBD

Street Side	Run ID	Survey Street Name	Starting Street Name	End Street Name	Priority
SW	1908211100	S MONTGOMERY LAKE	SIDEWALK BEGINS	S GENOA LAKE WAY	48

ID	Dist. from Corner	Barrier Type	As-is Measurement/Notes	Sidewalk Width	Qty	Unit	Cost	Total
52439	9.1 to 10.1 feet	Vertical Change	-.28	8 ft	8	LF	$75	$563
52440	16.2 to 17.2 feet	Vertical Change	-.28	8 ft	8	LF	$75	$563
53453	23.7 to 24.7 feet	Vertical Change	-.26	8 ft	8	LF	$75	$563
52441	28.8 to 29.8 feet	Vertical Change	-.28	8 ft	8	LF	$75	$563
52005	33.6 to 39.6 feet	Vertical Change	-.29	8 ft	45	LF	$75	$3,375
50675	43.6 to 49.8 feet	Vertical Change	-.31	8 ft	47	REF		
3318	43.6 to 47.3 feet	Cross Slope (PAR)	2.0-3.0%	8 ft	28	SF	$120	$3,330
52006	56.0 to 59.5 feet	Vertical Change	-.29	8 ft	26	LF	$75	$1,969
3319	57.6 to 62.6 feet	Cross Slope (PAR)	2.0-3.0%	8 ft	38	SF	$120	$4,500
52007	63.7 to 69.6 feet	Vertical Change	-.29	8 ft	44	LF	$75	$3,319
3320	72.3 to 86.7 feet	Cross Slope (PAR)	2.0-3.0%	8 ft	108	SF	$120	$12,960
53455	73.5 to 74.5 feet	Vertical Change	-.26	8 ft	8	REF		
53926	78.5 to 79.5 feet	Vertical Change	-.25	8 ft	8	REF		
3321	92.0 to 100.8 feet	Cross Slope (PAR)	2.0-3.0%	8 ft	66	SF	$120	$7,920
3322	104.7 to 109.2 feet	Cross Slope (PAR)	2.0-3.0%	8 ft	34	SF	$120	$4,050
52946	115.5 to 119.1 feet	Vertical Change	-.27	8 ft	27	LF	$75	$2,025
3323	119.8 to 125.3 feet	Cross Slope (PAR)	2.0-3.0%	8 ft	41	SF	$120	$4,950
52446	123.2 to 126.8 feet	Vertical Change	-.28	8 ft	27	REF		
3324	129.6 to 140.8 feet	Cross Slope (PAR)	2.0-3.0%	8 ft	84	SF	$120	$10,080
51598	135.9 to 136.9 feet	Vertical Change	-.3	8 ft	8	REF		
53927	143.4 to 144.4 feet	Vertical Change	-.25	8 ft	8	LF	$75	$563
3325	148.0 to 159.2 feet	Cross Slope (PAR)	2.0-3.0%	8 ft	84	SF	$120	$10,080
3326	178.3 to 184.6 feet	Cross Slope (PAR)	2.0-3.0%	8 ft	47	SF	$120	$5,670
3327	186.7 to 189.9 feet	Cross Slope (PAR)	2.0-3.0%	8 ft	24	SF	$120	$2,880
57230	190.0 to 191.0 feet	Vertical Change	.71	8 ft	8	SF	$75	$563
3328	192.9 to 227.3 feet	Cross Slope (PAR)	2.0-3.0%	8 ft	258	SF	$120	$30,960
3329	231.9 to 236.1 feet	Cross Slope (PAR)	2.0-3.0%	8 ft	32	SF	$120	$3,780
3330	279.6 to 285.4 feet	Cross Slope (PAR)	2.0-3.0%	8 ft	43	SF	$120	$5,220

Funding Source: TBD **Year to be Completed** TBD

Street Side	Run ID	Survey Street Name	Starting Street Name	End Street Name	Priority
SW	1908211100	S MONTGOMERY LAKE	SIDEWALK BEGINS	S GENOA LAKE WAY	48

ID	Dist. from Corner	Barrier Type	As-is Measurement/Notes	Sidewalk Width	Qty	Unit	Cost	Total
52009	291.0 to 292.0 feet	Vertical Change	-.29	8 ft	8	LF	$75	$563
3331	296.0 to 311.8 feet	Cross Slope (PAR)	2.0-3.0%	8 ft	119	SF	$120	$14,220
3332	323.5 to 334.0 feet	Cross Slope (PAR)	2.0-3.0%	8 ft	79	SF	$120	$9,450
3333	337.7 to 339.0 feet	Cross Slope (PAR)	2.0-3.0%	8 ft	10	SF	$120	$1,170
3334	354.1 to 360.9 feet	Cross Slope (PAR)	2.0-3.0%	8 ft	51	SF	$120	$6,120
3335	375.6 to 395.3 feet	Cross Slope (PAR)	2.0-3.0%	8 ft	148	SF	$120	$17,730
3336	397.5 to 416.0 feet	Cross Slope (PAR)	2.0-3.0%	8 ft	139	SF	$120	$16,650
3337	418.4 to 471.3 feet	Cross Slope (PAR)	2.0-3.0%	8 ft	397	SF	$120	$47,610
48159	478.6 to 479.6 feet	Vertical Change	-.39	8 ft	8	LF	$75	$563
3341	484.6 to 492.4 feet	Cross Slope (PAR)	2.0-3.0%	8 ft	59	SF	$120	$7,020
50676	488.6 to 489.6 feet	Vertical Change	-.31	8 ft	8	REF		
49002	498.5 to 499.5 feet	Vertical Change	-.36	8 ft	8	LF	$75	$563
3342	522.8 to 543.9 feet	Cross Slope (PAR)	2.0-3.0%	8 ft	158	SF	$120	$18,990
3343	546.1 to 561.8 feet	Cross Slope (PAR)	2.0-3.0%	8 ft	118	SF	$120	$14,130
3345	565.2 to 615.7 feet	Cross Slope (PAR)	2.0-3.0%	8 ft	379	SF	$120	$45,450
52447	597.2 to 598.2 feet	Vertical Change	-.28	8 ft	8	REF		
3347	623.5 to 745.2 feet	Cross Slope (PAR)	2.0-3.0%	8 ft	913	SF	$120	$109,530
52010	685.9 to 686.9 feet	Vertical Change	-.29	8 ft	8	REF		
47245	689.2 to 690.2 feet	Vertical Change	-.42	8 ft	8	REF		
49003	705.4 to 706.4 feet	Vertical Change	-.36	8 ft	8	REF		
3354	748.3 to 765.9 feet	Cross Slope (PAR)	2.0-3.0%	8 ft	132	SF	$120	$15,840
53456	752.9 to 753.9 feet	Vertical Change	-.26	8 ft	8	REF		
3355	769.8 to 773.3 feet	Cross Slope (PAR)	2.0-3.0%	8 ft	26	SF	$120	$3,150
3356	776.8 to 787.7 feet	Cross Slope (PAR)	2.0-3.0%	8 ft	82	SF	$120	$9,810
3357	798.7 to 806.9 feet	Cross Slope (PAR)	2.0-3.0%	8 ft	62	SF	$120	$7,380
52011	804.6 to 805.6 feet	Vertical Change	-.29	8 ft	8	REF		
3359	815.9 to 841.4 feet	Cross Slope (PAR)	2.0-3.0%	8 ft	191	SF	$120	$22,950
48160	953.5 to 954.5 feet	Vertical Change	-.39	8 ft	8	LF	$75	$563

Funding Source: TBD **Year to be Completed** TBD

Street Side	Run ID	Survey Street Name	Starting Street Name	End Street Name	Priority
SW	1908211100	S MONTGOMERY LAKE	SIDEWALK BEGINS	S GENOA LAKE WAY	48

ID	Dist. from Corner	Barrier Type	As-is Measurement/Notes	Sidewalk Width	Qty	Unit	Cost	Total
46556	958.5 to 959.5 feet	Vertical Change	-.45	8 ft	8	LF	$75	**$563**
53928	968.0 to 969.0 feet	Vertical Change	-.25	8 ft	8	LF	$75	**$563**
52448	981.6 to 983.0 feet	Vertical Change	-.28	8 ft	11	LF	$75	**$788**
3362	984.0 to 985.7 feet	Cross Slope (PAR)	2.0-3.0%	8 ft	13	SF	$120	**$1,530**

TOTAL COST FOR: SW *side of* **S MONTGOMERY LAKE** *Starting at:* **SIDEWALK BEGINS** **$493,335.00**

Funding Source: TBD **Year to be Completed** TBD

Street Side	Run ID	Survey Street Name	Starting Street Name	End Street Name	Priority
SW	1908211104	S MONTGOMERY LAKE	SIDEWALK BEGINS	SIDEWALK ENDS	44

ID	Dist. from Corner	Barrier Type	As-is Measurement/Notes	Sidewalk Width	Qty	Unit	Cost	Total
50308	4.4 to 5.4 feet	Vertical Change	-.32	8 ft	7	LF	$75	$563
49957	11.9 to 12.9 feet	Vertical Change	-.33	8 ft	8	LF	$75	$563
3400	72.0 to 78.5 feet	Cross Slope (PAR)	2.0-3.0%	8 ft	49	SF	$120	$5,850
52956	80.6 to 81.6 feet	Vertical Change	-.27	8 ft	8	LF	$75	$563
3401	94.8 to 97.3 feet	Cross Slope (PAR)	2.0-3.0%	8 ft	19	SF	$120	$2,250
3402	128.3 to 129.3 feet	Cross Slope (PAR)	2.0-3.0%	8 ft	8	SF	$120	$900
3403	136.0 to 141.5 feet	Cross Slope (PAR)	2.0-3.0%	8 ft	41	SF	$120	$4,950
41329	140.0 to 141.0 feet	Vertical Change	-1.46	8 ft	8	REF		
47246	143.0 to 144.0 feet	Vertical Change	-.42	8 ft	8	LF	$75	$563
50677	147.8 to 149.0 feet	Vertical Change	-.31	8 ft	9	LF	$75	$675
3404	149.5 to 163.8 feet	Cross Slope (PAR)	2.0-3.0%	8 ft	107	SF	$120	$12,870
49005	160.4 to 161.4 feet	Vertical Change	-.36	8 ft	8	REF		
49958	168.2 to 169.2 feet	Vertical Change	-.33	8 ft	8	LF	$75	$563
3406	171.8 to 174.4 feet	Cross Slope (PAR)	2.0-3.0%	8 ft	20	SF	$120	$2,340

TOTAL COST FOR: SW *side of* **S MONTGOMERY LAKE** *Starting at:* **SIDEWALK BEGINS** **$32,647.50**

Funding Source: TBD **Year to be Completed** TBD

Street Side	Run ID	Survey Street Name	Starting Street Name	End Street Name	Priority
W	51909231606	SANTA CRUZ BLVD	BLOSSOM DR	CAMELLIA DR	18

ID	Dist. from Corner	Barrier Type	As-is Measurement/Notes	Sidewalk Width	Qty	Unit	Cost	Total
28094	0.0 to 38.1 feet	Cross Slope (PAR)	3.0-4.0%	6 ft	210	SF	$120	**$25,146**
28102	39.3 to 42.3 feet	Cross Slope (PAR)	2.0-3.0%	6 ft	17	SF	$120	**$1,980**
28103	53.4 to 63.8 feet	Cross Slope (PAR)	2.0-3.0%	6 ft	57	SF	$120	**$6,864**
28108	95.5 to 102.7 feet	Cross Slope (PAR)	2.0-3.0%	6 ft	40	SF	$120	**$4,752**
28110	117.8 to 127.9 feet	Cross Slope (PAR)	2.0-3.0%	6 ft	56	SF	$120	**$6,666**
28112	132.5 to 136.8 feet	Cross Slope (PAR)	2.0-3.0%	6 ft	24	SF	$120	**$2,838**
28113	139.0 to 152.1 feet	Cross Slope (PAR)	2.0-3.0%	6 ft	72	SF	$120	**$8,646**
28116	152.4 to 174.8 feet	Cross Slope (PAR)	4.0-5.0%	6 ft	123	SF	$120	**$14,784**

TOTAL COST FOR: W *side of* **SANTA CRUZ BLVD** *Starting at:* **BLOSSOM DR** **$71,676.00**

Funding Source: TBD **Year to be Completed** TBD

Street Side	Run ID	Survey Street Name	Starting Street Name	End Street Name	Priority
W	51909231621	SANTA CRUZ BLVD	CAMELLIA DR	HOWELL RD	21

ID	Dist. from Corner	Barrier Type	As-is Measurement/Notes	Sidewalk Width	Qty	Unit	Cost	Total
28316	0.0 to 28.3 feet	Cross Slope (PAR)	2.0-3.0%	6 ft	156	SF	$120	**$18,678**
28323	28.8 to 39.6 feet	Cross Slope (PAR)	4.0-5.0%	6 ft	59	SF	$120	**$7,128**
28326	81.8 to 85.4 feet	Cross Slope (PAR)	2.0-3.0%	6 ft	20	SF	$120	**$2,376**
55336	105.2 to 106.2 feet	**Vertical Change**	.3	6 ft	6	LF	$75	**$413**
28327	123.8 to 130.1 feet	Cross Slope (PAR)	2.0-3.0%	6 ft	35	SF	$120	**$4,158**
28329	137.2 to 141.3 feet	Cross Slope (PAR)	2.0-3.0%	6 ft	23	SF	$120	**$2,706**
28330	143.7 to 163.8 feet	Cross Slope (PAR)	2.0-3.0%	6 ft	111	SF	$120	**$13,266**
28335	166.1 to 174.8 feet	Cross Slope (PAR)	2.0-3.0%	6 ft	48	SF	$120	**$5,742**

TOTAL COST FOR: W *side of* **SANTA CRUZ BLVD** *Starting at:* **CAMELLIA DR** **$54,466.50**

Funding Source: TBD **Year to be Completed** TBD

Street Side	Run ID	Survey Street Name	Starting Street Name	End Street Name	Priority
E	1908230926	SANTA CRUZ BLVD	CHERRY CT	PLUM CT	38

ID	Dist. from Corner	Barrier Type	As-is Measurement/Notes	Sidewalk Width	Qty	Unit	Cost	Total
50561	55.8 to 56.8 feet	Vertical Change	-.32	5 ft	5	REF		
12173	56.4 to 67.1 feet	Cross Slope (PAR)	2.0-3.0%	5 ft	53	SF	$120	**$6,420**
53255	75.9 to 76.9 feet	Vertical Change	-.27	5 ft	5	LF	$75	**$375**
51871	95.2 to 96.2 feet	Vertical Change	-.3	5 ft	5	LF	$75	**$375**
53784	114.6 to 115.6 feet	Vertical Change	-.26	5 ft	5	REF		
12174	115.0 to 129.7 feet	Cross Slope (PAR)	2.0-3.0%	5 ft	73	SF	$120	**$8,820**
50950	124.4 to 125.4 feet	Vertical Change	-.31	5 ft	5	REF		
54163	124.5 to 125.5 feet	Vertical Change	.29	5 ft	5	REF		
12177	144.0 to 148.1 feet	Cross Slope (PAR)	2.0-3.0%	5 ft	21	SF	$120	**$2,460**
12178	155.2 to 195.9 feet	Cross Slope (PAR)	2.0-3.0%	5 ft	204	SF	$120	**$24,420**
50562	190.5 to 191.5 feet	Vertical Change	-.32	5 ft	5	REF		

TOTAL COST FOR: E *side of* **SANTA CRUZ BLVD** *Starting at:* **CHERRY CT** **$42,870.00**

Funding Source: TBD **Year to be Completed** TBD

Street Side	Run ID	Survey Street Name	Starting Street Name	End Street Name	Priority
W	1908230955	SANTA CRUZ BLVD	CHERRY WAY	PARKRIDGE DR	44

ID	Dist. from Corner	Barrier Type	As-is Measurement/Notes	Sidewalk Width	Qty	Unit	Cost	Total
12924	3.4 to 28.8 feet	Cross Slope (PAR)	2.0-3.0%	5 ft	127	SF	$120	**$15,240**
46056	3.6 to 4.6 feet	**Vertical Change**	-.48	5 ft	5	REF		
50978	9.7 to 10.7 feet	**Vertical Change**	-.31	5 ft	5	REF		
12927	31.0 to 71.3 feet	Cross Slope (PAR)	2.0-3.0%	5 ft	202	SF	$120	**$24,180**
48637	46.0 to 47.0 feet	**Vertical Change**	-.38	5 ft	5	REF		
53810	74.8 to 75.8 feet	**Vertical Change**	-.26	5 ft	5	LF	$75	**$375**
12929	80.7 to 97.0 feet	Cross Slope (PAR)	2.0-3.0%	5 ft	82	SF	$120	**$9,780**
46731	84.6 to 85.6 feet	**Vertical Change**	-.45	5 ft	5	REF		
48925	94.2 to 95.2 feet	**Vertical Change**	-.37	5 ft	5	REF		
12930	100.3 to 125.3 feet	Cross Slope (PAR)	2.0-3.0%	5 ft	125	SF	$120	**$15,000**
41845	113.9 to 114.9 feet	**Vertical Change**	-.82	5 ft	5	REF		
50192	133.6 to 134.6 feet	**Vertical Change**	-.33	5 ft	5	LF	$75	**$375**
12935	136.1 to 144.7 feet	Cross Slope (PAR)	2.0-3.0%	5 ft	43	SF	$120	**$5,160**
12936	148.7 to 164.4 feet	Cross Slope (PAR)	2.0-3.0%	5 ft	79	SF	$120	**$9,420**
42617	153.1 to 154.1 feet	**Vertical Change**	-.68	5 ft	5	REF		
53811	172.5 to 173.5 feet	**Vertical Change**	-.26	5 ft	5	LF	$75	**$375**
12937	179.3 to 189.5 feet	Cross Slope (PAR)	2.0-3.0%	5 ft	51	SF	$120	**$6,120**
49859	187.4 to 188.4 feet	**Vertical Change**	-.34	5 ft	5	REF		

TOTAL COST FOR: W *side of* **SANTA CRUZ BLVD** *Starting at:* **CHERRY WAY** **$86,025.00**

Funding Source: TBD **Year to be Completed** TBD

Street Side	Run ID	Survey Street Name	Starting Street Name	End Street Name	Priority
E	1908221455	SANTA CRUZ BLVD	ELM AVE	ROSE AVE	57.5

ID	Dist. from Corner	Barrier Type	As-is Measurement/Notes	Sidewalk Width	Qty	Unit	Cost	Total
9692	3.9 to 6.2 feet	Cross Slope (PAR)	2.0-3.0%	5 ft	12	SF	$120	**$1,380**
49125	14.4 to 15.4 feet	**Vertical Change**	-.36	5 ft	5	LF	$75	**$375**
9693	16.9 to 81.0 feet	Cross Slope (PAR)	2.0-3.0%	5 ft	321	SF	$120	**$38,460**
46658	35.1 to 36.1 feet	**Vertical Change**	-.45	5 ft	5	REF		
45273	55.8 to 56.8 feet	**Vertical Change**	-.51	5 ft	5	REF		
45780	66.2 to 67.2 feet	**Vertical Change**	-.49	5 ft	5	REF		
48846	86.8 to 87.8 feet	**Vertical Change**	-.37	5 ft	5	REF		
9695	87.8 to 91.0 feet	Cross Slope (PAR)	2.0-3.0%	5 ft	16	SF	$120	**$1,920**
47115	97.3 to 98.3 feet	**Vertical Change**	-.43	5 ft	5	LF	$75	**$375**
47116	107.5 to 108.5 feet	**Vertical Change**	-.43	5 ft	5	LF	$75	**$375**
48543	117.9 to 118.9 feet	**Vertical Change**	-.38	5 ft	5	LF	$75	**$375**
53683	128.4 to 129.4 feet	**Vertical Change**	-.26	5 ft	5	LF	$75	**$375**
9696	132.2 to 146.8 feet	Cross Slope (PAR)	2.0-3.0%	5 ft	73	SF	$120	**$8,760**
48268	149.0 to 150.0 feet	**Vertical Change**	-.39	5 ft	5	LF	$75	**$375**
50840	169.2 to 170.2 feet	**Vertical Change**	-.31	5 ft	5	LF	$75	**$375**
9697	178.9 to 196.9 feet	Cross Slope (PAR)	2.0-3.0%	5 ft	90	SF	$120	**$10,800**
50450	179.4 to 180.4 feet	**Vertical Change**	-.32	5 ft	5	REF		
50069	189.7 to 190.7 feet	**Vertical Change**	-.33	5 ft	5	REF		
47117	210.3 to 211.3 feet	**Vertical Change**	-.43	5 ft	5	LF	$75	**$375**
51756	220.7 to 221.7 feet	**Vertical Change**	-.3	5 ft	5	LF	$75	**$375**
9698	233.8 to 245.0 feet	Cross Slope (PAR)	2.0-3.0%	5 ft	56	SF	$120	**$6,720**
41371	241.6 to 242.6 feet	**Vertical Change**	-1.36	5 ft	5	SF	$75	**$375**
48269	262.4 to 263.4 feet	**Vertical Change**	-.39	5 ft	5	LF	$75	**$375**
51757	272.8 to 273.8 feet	**Vertical Change**	-.3	5 ft	5	LF	$75	**$375**
57121	283.1 to 284.1 feet	**Vertical Change**	.6	5 ft	5	SF	$75	**$375**
9701	285.2 to 290.6 feet	Cross Slope (PAR)	2.0-3.0%	5 ft	27	SF	$120	**$3,240**
53152	289.5 to 290.5 feet	**Vertical Change**	-.27	5 ft	5	REF		
9702	293.5 to 295.5 feet	Cross Slope (PAR)	2.0-3.0%	5 ft	10	SF	$120	**$1,200**

Funding Source: TBD **Year to be Completed** TBD

Street Side	Run ID	Survey Street Name	Starting Street Name	End Street Name	Priority
E	1908221455	SANTA CRUZ BLVD	ELM AVE	ROSE AVE	57.5

ID	Dist. from Corner	Barrier Type	As-is Measurement/Notes	Sidewalk Width	Qty	Unit	Cost	Total
9703	300.8 to 305.8 feet	Cross Slope (PAR)	2.0-3.0%	5 ft	25	SF	$120	$3,000
9705	314.4 to 325.3 feet	Cross Slope (PAR)	2.0-3.0%	5 ft	55	SF	$120	$6,540
53153	334.8 to 335.8 feet	Vertical Change	-.27	5 ft	5	LF	$75	$375
50841	345.4 to 346.4 feet	Vertical Change	-.31	5 ft	5	LF	$75	$375
52179	374.3 to 375.3 feet	Vertical Change	-.29	5 ft	5	LF	$75	$375
48016	384.6 to 385.6 feet	Vertical Change	-.4	5 ft	5	LF	$75	$375
45982	395.1 to 396.1 feet	Vertical Change	-.48	5 ft	5	LF	$75	$375
9706	398.2 to 423.2 feet	Cross Slope (PAR)	2.0-3.0%	5 ft	125	SF	$120	$15,000
49753	400.2 to 401.2 feet	Vertical Change	-.34	5 ft	5	REF		
53684	405.7 to 406.7 feet	Vertical Change	-.26	5 ft	5	REF		
53154	416.4 to 417.4 feet	Vertical Change	-.27	5 ft	5	REF		
9708	434.7 to 435.7 feet	Cross Slope (PAR)	2.0-3.0%	5 ft	5	SF	$120	$600
9709	438.6 to 442.3 feet	Cross Slope (PAR)	2.0-3.0%	5 ft	19	SF	$120	$2,220
9710	445.1 to 448.0 feet	Cross Slope (PAR)	2.0-3.0%	5 ft	15	SF	$120	$1,740
53155	459.1 to 460.1 feet	Vertical Change	-.27	5 ft	5	LF	$75	$375
51758	501.6 to 502.6 feet	Vertical Change	-.3	5 ft	5	LF	$75	$375
9711	513.8 to 516.7 feet	Cross Slope (PAR)	6.0-7.0%	5 ft	15	SF	$120	$1,740
9712	516.7 to 522.7 feet	Cross Slope (PAR)	5.0-6.0%	5 ft	30	SF	$120	$3,600
41511	522.8 to 523.8 feet	Vertical Change	-1.08	5 ft	5	SF	$75	$375
9714	538.3 to 542.2 feet	Cross Slope (PAR)	2.0-3.0%	5 ft	20	SF	$120	$2,340
45075	543.5 to 544.5 feet	Vertical Change	-.52	5 ft	5	SF	$75	$375
9716	553.8 to 565.4 feet	Cross Slope (PAR)	2.0-3.0%	5 ft	58	SF	$120	$6,960
43898	564.5 to 565.5 feet	Vertical Change	-.58	5 ft	5	REF		
52638	596.4 to 597.4 feet	Vertical Change	-.28	5 ft	5	LF	$75	$375
47118	607.0 to 608.0 feet	Vertical Change	-.43	5 ft	5	LF	$75	$375
46195	617.7 to 618.7 feet	Vertical Change	-.47	5 ft	5	LF	$75	$375
9719	628.0 to 641.5 feet	Cross Slope (PAR)	2.0-3.0%	5 ft	68	SF	$120	$8,100
56955	628.6 to 629.6 feet	Vertical Change	.55	5 ft	5	REF		

Funding Source: TBD **Year to be Completed** TBD

Street Side	Run ID	Survey Street Name	Starting Street Name	End Street Name	Priority
E	1908221455	SANTA CRUZ BLVD	ELM AVE	ROSE AVE	57.5

ID	Dist. from Corner	Barrier Type	As-is Measurement/Notes	Sidewalk Width	Qty	Unit	Cost	Total
54033	638.9 to 639.9 feet	Vertical Change	-.25	5 ft	5	REF		
48544	649.6 to 650.6 feet	Vertical Change	-.38	5 ft	5	LF	$75	$375
9722	651.8 to 654.2 feet	Cross Slope (PAR)	2.0-3.0%	5 ft	12	SF	$120	$1,440
9723	660.5 to 678.1 feet	Cross Slope (PAR)	2.0-3.0%	5 ft	88	SF	$120	$10,560
9725	678.1 to 682.4 feet	Cross Slope (PAR)	4.0-5.0%	5 ft	22	SF	$120	$2,580
43429	681.2 to 682.2 feet	Vertical Change	-.61	5 ft	5	REF		
9727	682.4 to 732.1 feet	Cross Slope (PAR)	2.0-3.0%	5 ft	249	SF	$120	$29,820
49429	692.0 to 693.0 feet	Vertical Change	-.35	5 ft	5	REF		
52180	702.7 to 703.7 feet	Vertical Change	-.29	5 ft	5	REF		
50842	713.4 to 714.4 feet	Vertical Change	-.31	5 ft	5	REF		
41185	728.6 to 729.6 feet	Vertical Change	-2.85	5 ft	5	REF		
9734	737.2 to 741.6 feet	Cross Slope (PAR)	2.0-3.0%	5 ft	22	SF	$120	$2,640
49754	745.3 to 746.3 feet	Vertical Change	-.34	5 ft	5	LF	$75	$375
9735	750.2 to 752.3 feet	Cross Slope (PAR)	2.0-3.0%	5 ft	11	SF	$120	$1,260
9736	770.7 to 778.3 feet	Cross Slope (PAR)	2.0-3.0%	5 ft	38	SF	$120	$4,560
49755	791.7 to 792.7 feet	Vertical Change	-.34	5 ft	5	LF	$75	$375
9737	794.9 to 802.3 feet	Cross Slope (PAR)	2.0-3.0%	5 ft	37	SF	$120	$4,440
42791	803.0 to 804.0 feet	Vertical Change	-.66	5 ft	5	SF	$75	$375
45781	814.8 to 815.8 feet	Vertical Change	-.49	5 ft	5	LF	$75	$375
57139	819.0 to 820.0 feet	Vertical Change	.63	5 ft	5	SF	$75	$375
9739	824.8 to 830.2 feet	Cross Slope (PAR)	2.0-3.0%	5 ft	27	SF	$120	$3,240
48847	827.8 to 828.8 feet	Vertical Change	-.37	5 ft	5	REF		
54034	831.9 to 832.9 feet	Vertical Change	-.25	5 ft	5	LF	$75	$375

TOTAL COST FOR: E *side of* **SANTA CRUZ BLVD** *Starting at:* **ELM AVE** **$196,860.00**

Funding Source: TBD **Year to be Completed** TBD

Street Side	Run ID	Survey Street Name	Starting Street Name	End Street Name	Priority
W	1908221538	SANTA CRUZ BLVD	ENGLEWOOD AVE	WASHINGTON RD	34

ID	Dist. from Corner	Barrier Type	As-is Measurement/Notes	Sidewalk Width	Qty	Unit	Cost	Total
10538	0.0 to 30.0 feet	Cross Slope (PAR)	2.0-3.0%	5 ft	150	SF	$120	**$18,000**
49795	6.0 to 9.7 feet	Vertical Change	-.34	5 ft	18	REF		
48032	13.6 to 14.6 feet	Vertical Change	-.4	5 ft	5	REF		
52702	17.6 to 18.6 feet	Vertical Change	-.28	5 ft	5	REF		
50508	26.4 to 27.4 feet	Vertical Change	-.32	5 ft	5	REF		
41823	26.5 to 27.5 feet	Vertical Change	-.83	5 ft	5	REF		
54075	28.0 to 29.2 feet	Vertical Change	-.25	5 ft	6	REF		
47377	36.8 to 37.8 feet	Vertical Change	-.42	5 ft	5	LF	$75	**$375**
10545	47.3 to 74.5 feet	Cross Slope (PAR)	2.0-3.0%	5 ft	136	SF	$120	**$16,320**
45590	51.7 to 52.7 feet	Vertical Change	-.5	5 ft	5	REF		
45591	63.4 to 64.4 feet	Vertical Change	-.5	5 ft	5	REF		
49797	74.9 to 75.9 feet	Vertical Change	-.34	5 ft	5	LF	$75	**$375**
10546	77.1 to 88.3 feet	Cross Slope (PAR)	2.0-3.0%	5 ft	56	SF	$120	**$6,720**
50113	79.6 to 80.6 feet	Vertical Change	-.33	5 ft	5	REF		
49466	84.4 to 85.4 feet	Vertical Change	-.35	5 ft	5	REF		

TOTAL COST FOR: W *side of* **SANTA CRUZ BLVD** *Starting at:* **ENGLEWOOD AVE** **$41,790.00**

Funding Source: TBD **Year to be Completed** TBD

Street Side	Run ID	Survey Street Name	Starting Street Name	End Street Name	Priority
W	1908230939	SANTA CRUZ BLVD	HOWELL RD	PEACH DR	28

ID	Dist. from Corner	Barrier Type	As-is Measurement/Notes	Sidewalk Width	Qty	Unit	Cost	Total
51883	0.3 to 1.3 feet	Vertical Change	-.3	5 ft	5	LF	$75	$375
12542	12.5 to 56.1 feet	Cross Slope (PAR)	2.0-3.0%	5 ft	218	SF	$120	$26,160
12544	56.1 to 61.3 feet	Cross Slope (PAR)	4.0-5.0%	5 ft	26	SF	$120	$3,120
12546	61.3 to 83.3 feet	Cross Slope (PAR)	2.0-3.0%	5 ft	110	SF	$120	$13,200
54103	70.5 to 71.5 feet	Vertical Change	-.25	5 ft	5	REF		
12549	86.8 to 90.8 feet	Cross Slope (PAR)	2.0-3.0%	5 ft	20	SF	$120	$2,400
12550	99.2 to 125.4 feet	Cross Slope (PAR)	2.0-3.0%	5 ft	131	SF	$120	$15,720
49212	118.5 to 119.5 feet	Vertical Change	-.36	5 ft	5	REF		
52301	127.9 to 131.3 feet	Vertical Change	-.29	5 ft	17	REF		
12553	128.1 to 178.7 feet	Cross Slope (PAR)	2.0-3.0%	5 ft	253	SF	$120	$30,360
46940	146.9 to 147.9 feet	Vertical Change	-.44	5 ft	5	REF		
43639	166.3 to 167.3 feet	Vertical Change	-.6	5 ft	5	REF		
48919	180.8 to 181.8 feet	Vertical Change	-.37	5 ft	5	LF	$75	$375

TOTAL COST FOR: W *side of* **SANTA CRUZ BLVD** *Starting at:* **HOWELL RD** **$91,710.00**

Funding Source: TBD **Year to be Completed** TBD

Street Side	Run ID	Survey Street Name	Starting Street Name	End Street Name	Priority
E	1908230923	SANTA CRUZ BLVD	PARKRIDGE DR	CHERRY CT	38

ID	Dist. from Corner	Barrier Type	As-is Measurement/Notes	Sidewalk Width	Qty	Unit	Cost	Total
12040	5.9 to 9.2 feet	Cross Slope (PAR)	2.0-3.0%	5 ft	16	SF	$120	**$1,980**
12041	11.3 to 39.2 feet	Cross Slope (PAR)	2.0-3.0%	5 ft	140	SF	$120	**$16,740**
49191	18.1 to 19.1 feet	**Vertical Change**	-.36	5 ft	5	REF		
48615	38.0 to 39.0 feet	**Vertical Change**	-.38	5 ft	5	REF		
12046	47.3 to 51.8 feet	Cross Slope (PAR)	2.0-3.0%	5 ft	23	SF	$120	**$2,700**
12047	58.0 to 68.3 feet	Cross Slope (PAR)	2.0-3.0%	5 ft	52	SF	$120	**$6,180**
51868	77.2 to 78.2 feet	**Vertical Change**	-.3	5 ft	5	LF	$75	**$375**
50949	107.3 to 108.3 feet	**Vertical Change**	-.31	5 ft	5	LF	$75	**$375**
50558	117.1 to 118.1 feet	**Vertical Change**	-.32	5 ft	5	LF	$75	**$375**
12048	147.6 to 157.2 feet	Cross Slope (PAR)	2.0-3.0%	5 ft	48	SF	$120	**$5,760**
53782	156.6 to 157.6 feet	**Vertical Change**	-.26	5 ft	5	REF		
50169	166.2 to 167.2 feet	**Vertical Change**	-.33	5 ft	5	LF	$75	**$375**
12049	170.8 to 182.2 feet	Cross Slope (PAR)	2.0-3.0%	5 ft	57	SF	$120	**$6,840**
51869	175.6 to 176.6 feet	**Vertical Change**	-.3	5 ft	5	REF		

TOTAL COST FOR: E *side of* **SANTA CRUZ BLVD** *Starting at:* **PARKRIDGE DR** **$41,700.00**

Funding Source: TBD **Year to be Completed** TBD

Street Side	Run ID	Survey Street Name	Starting Street Name	End Street Name	Priority
W	1908221458	SANTA CRUZ BLVD	PARKRIDGE DR	ROSE AVE	38

ID	Dist. from Corner	Barrier Type	As-is Measurement/Notes	Sidewalk Width	Qty	Unit	Cost	Total
9755	7.5 to 36.6 feet	Cross Slope (PAR)	2.0-3.0%	5 ft	146	SF	$120	**$17,460**
46659	15.7 to 16.7 feet	**Vertical Change**	-.45	5 ft	5	REF		
50070	34.5 to 35.5 feet	**Vertical Change**	-.33	5 ft	5	REF		
45076	53.9 to 54.9 feet	**Vertical Change**	-.52	5 ft	5	SF	$75	**$375**
42685	63.8 to 64.8 feet	**Vertical Change**	-.67	5 ft	5	SF	$75	**$375**
44263	73.7 to 74.7 feet	**Vertical Change**	-.56	5 ft	5	SF	$75	**$375**
9760	82.7 to 103.8 feet	Cross Slope (PAR)	2.0-3.0%	5 ft	106	SF	$120	**$12,660**
50843	102.8 to 103.8 feet	**Vertical Change**	-.31	5 ft	5	REF		
9764	106.3 to 108.1 feet	Cross Slope (PAR)	2.0-3.0%	5 ft	9	SF	$120	**$1,080**
9765	112.1 to 133.7 feet	Cross Slope (PAR)	2.0-3.0%	5 ft	108	SF	$120	**$12,960**
48270	132.7 to 133.7 feet	**Vertical Change**	-.39	5 ft	5	REF		
55956	132.8 to 133.8 feet	**Vertical Change**	.33	5 ft	5	REF		
9770	142.3 to 159.2 feet	Cross Slope (PAR)	2.0-3.0%	5 ft	84	SF	$120	**$10,140**
49127	152.2 to 153.2 feet	**Vertical Change**	-.36	5 ft	5	REF		
48545	162.2 to 163.2 feet	**Vertical Change**	-.38	5 ft	5	LF	$75	**$375**
9771	177.0 to 216.8 feet	Cross Slope (PAR)	2.0-3.0%	5 ft	199	SF	$120	**$23,880**

TOTAL COST FOR: W *side of* **SANTA CRUZ BLVD** *Starting at:* **PARKRIDGE DR** **$79,680.00**

Funding Source: TBD **Year to be Completed** TBD

Street Side	Run ID	Survey Street Name	Starting Street Name	End Street Name	Priority
E	1908230938	SANTA CRUZ BLVD	PEACH DR	HOWELL RD	38

ID	Dist. from Corner	Barrier Type	As-is Measurement/Notes	Sidewalk Width	Qty	Unit	Cost	Total
12522	5.6 to 41.8 feet	Cross Slope (PAR)	2.0-3.0%	5 ft	181	SF	$120	**$21,720**
50183	27.6 to 28.6 feet	**Vertical Change**	-.33	5 ft	5	REF		
54149	37.8 to 38.8 feet	**Vertical Change**	.26	5 ft	5	REF		
12527	47.7 to 51.5 feet	Cross Slope (PAR)	2.0-3.0%	5 ft	19	SF	$120	**$2,280**
12528	53.8 to 87.8 feet	Cross Slope (PAR)	2.0-3.0%	5 ft	170	SF	$120	**$20,400**
12537	114.5 to 119.3 feet	Cross Slope (PAR)	2.0-3.0%	5 ft	24	SF	$120	**$2,880**
52299	117.6 to 118.6 feet	**Vertical Change**	-.29	5 ft	5	REF		
12538	123.5 to 128.4 feet	Cross Slope (PAR)	2.0-3.0%	5 ft	25	SF	$120	**$2,940**
49529	127.2 to 128.2 feet	**Vertical Change**	-.35	5 ft	5	REF		
12539	135.9 to 145.4 feet	Cross Slope (PAR)	2.0-3.0%	5 ft	48	SF	$120	**$5,700**
43485	146.8 to 147.8 feet	**Vertical Change**	-.61	5 ft	5	SF	$75	**$375**
12541	150.9 to 152.0 feet	Cross Slope (PAR)	2.0-3.0%	5 ft	6	SF	$120	**$660**
52300	156.8 to 157.8 feet	**Vertical Change**	-.29	5 ft	5	LF	$75	**$375**
44542	166.6 to 167.6 feet	**Vertical Change**	-.55	5 ft	5	SF	$75	**$375**

TOTAL COST FOR: E *side of* **SANTA CRUZ BLVD** *Starting at:* **PEACH DR** **$57,705.00**

Funding Source: TBD **Year to be Completed** TBD

Street Side	Run ID	Survey Street Name	Starting Street Name	End Street Name	Priority
W	1908230942	SANTA CRUZ BLVD	PEACH DR	PLUM CT	44

ID	Dist. from Corner	Barrier Type	As-is Measurement/Notes	Sidewalk Width	Qty	Unit	Cost	Total
52774	2.0 to 3.0 feet	Vertical Change	-.28	5 ft	5	LF	$75	**$375**
12559	8.1 to 14.6 feet	Cross Slope (PAR)	2.0-3.0%	5 ft	33	SF	$120	**$3,900**
44543	14.1 to 15.1 feet	Vertical Change	-.55	5 ft	5	REF		
12561	14.6 to 43.9 feet	Cross Slope (PAR)	4.0-5.0%	5 ft	147	SF	$120	**$17,580**
53262	21.8 to 22.8 feet	Vertical Change	-.27	5 ft	5	REF		
12563	43.9 to 90.4 feet	Cross Slope (PAR)	2.0-3.0%	5 ft	233	SF	$120	**$27,900**
47680	50.7 to 51.7 feet	Vertical Change	-.41	5 ft	5	REF		
56627	50.8 to 51.8 feet	Vertical Change	.44	5 ft	5	REF		
52775	60.2 to 61.2 feet	Vertical Change	-.28	5 ft	5	REF		
42421	70.0 to 71.0 feet	Vertical Change	-.7	5 ft	5	REF		
44339	79.6 to 80.6 feet	Vertical Change	-.56	5 ft	5	REF		
12570	107.4 to 121.1 feet	Cross Slope (PAR)	2.0-3.0%	5 ft	69	SF	$120	**$8,220**
48073	108.3 to 109.3 feet	Vertical Change	-.4	5 ft	5	REF		
49213	117.7 to 118.7 feet	Vertical Change	-.36	5 ft	5	REF		
12571	134.8 to 166.4 feet	Cross Slope (PAR)	2.0-3.0%	5 ft	158	SF	$120	**$18,960**
41216	137.7 to 138.7 feet	Vertical Change	-2.18	5 ft	5	REF		
57548	137.7 to 138.7 feet	Vertical Change	2.2	5 ft	5	REF		
12574	170.1 to 180.8 feet	Cross Slope (PAR)	2.0-3.0%	5 ft	54	SF	$120	**$6,420**
50962	180.2 to 181.2 feet	Vertical Change	-.31	5 ft	5	REF		

TOTAL COST FOR: W *side of* **SANTA CRUZ BLVD** *Starting at:* **PEACH DR** **$83,355.00**

Funding Source: TBD **Year to be Completed** TBD

Street Side	Run ID	Survey Street Name	Starting Street Name	End Street Name	Priority
W	1908221532	SANTA CRUZ BLVD	PINE ST	ENGLEWOOD AVE	28

ID	Dist. from Corner	Barrier Type	As-is Measurement/Notes	Sidewalk Width	Qty	Unit	Cost	Total
10441	0.0 to 12.7 feet	Cross Slope (PAR)	3.0-4.0%	5 ft	64	SF	$120	**$7,620**
50498	5.9 to 6.9 feet	**Vertical Change**	-.32	5 ft	5	REF		
10443	12.7 to 90.0 feet	Cross Slope (PAR)	2.0-3.0%	5 ft	387	SF	$120	**$46,380**
47613	43.6 to 44.6 feet	**Vertical Change**	-.41	5 ft	5	REF		
50104	77.1 to 78.1 feet	**Vertical Change**	-.33	5 ft	5	REF		
50893	88.4 to 89.4 feet	**Vertical Change**	-.31	5 ft	5	REF		
10446	94.1 to 110.5 feet	Cross Slope (PAR)	2.0-3.0%	5 ft	82	SF	$120	**$9,840**
10449	125.8 to 142.7 feet	Cross Slope (PAR)	2.0-3.0%	5 ft	84	SF	$120	**$10,140**
45804	131.7 to 132.7 feet	**Vertical Change**	-.49	5 ft	5	REF		
48862	154.1 to 155.1 feet	**Vertical Change**	-.37	5 ft	5	LF	$75	**$375**
50894	164.8 to 165.8 feet	**Vertical Change**	-.31	5 ft	5	LF	$75	**$375**
10451	172.4 to 179.4 feet	Cross Slope (PAR)	2.0-3.0%	5 ft	35	SF	$120	**$4,200**
48863	175.3 to 176.3 feet	**Vertical Change**	-.37	5 ft	5	REF		
10452	184.1 to 191.1 feet	Cross Slope (PAR)	2.0-3.0%	5 ft	35	SF	$120	**$4,200**

TOTAL COST FOR: W *side of* **SANTA CRUZ BLVD** *Starting at:* **PINE ST** **$83,130.00**

Funding Source: TBD **Year to be Completed** TBD

Street Side	Run ID	Survey Street Name	Starting Street Name	End Street Name	Priority
E	1908230931	SANTA CRUZ BLVD	PLUM CT	PEACH DR	44

ID	Dist. from Corner	Barrier Type	As-is Measurement/Notes	Sidewalk Width	Qty	Unit	Cost	Total
47664	11.7 to 12.7 feet	Vertical Change	-.41	5 ft	5	LF	$75	**$375**
12319	32.1 to 59.3 feet	Cross Slope (PAR)	2.0-3.0%	5 ft	136	SF	$120	**$16,320**
46717	39.8 to 40.8 feet	Vertical Change	-.45	5 ft	5	REF		
43038	49.9 to 50.9 feet	Vertical Change	-.64	5 ft	5	REF		
47665	60.0 to 61.0 feet	Vertical Change	-.41	5 ft	5	LF	$75	**$375**
47666	70.0 to 71.0 feet	Vertical Change	-.41	5 ft	5	LF	$75	**$375**
50565	80.0 to 81.0 feet	Vertical Change	-.32	5 ft	5	LF	$75	**$375**
46489	89.9 to 90.9 feet	Vertical Change	-.46	5 ft	5	LF	$75	**$375**
56646	89.9 to 90.9 feet	Vertical Change	.49	5 ft	5	LF	$75	**$375**
50952	99.6 to 100.6 feet	Vertical Change	-.31	5 ft	5	LF	$75	**$375**
51875	109.6 to 110.6 feet	Vertical Change	-.3	5 ft	5	LF	$75	**$375**
50953	129.5 to 130.5 feet	Vertical Change	-.31	5 ft	5	LF	$75	**$375**
45633	149.5 to 150.5 feet	Vertical Change	-.5	5 ft	5	SF	$75	**$375**
50954	154.5 to 155.5 feet	Vertical Change	-.31	5 ft	5	LF	$75	**$375**
50955	159.5 to 160.5 feet	Vertical Change	-.31	5 ft	5	LF	$75	**$375**
49841	166.0 to 167.0 feet	Vertical Change	-.34	5 ft	5	LF	$75	**$375**
41173	166.1 to 167.1 feet	Vertical Change	-3.31	5 ft	5	SF	$75	**$375**
52765	168.9 to 172.8 feet	Vertical Change	-.28	5 ft	20	LF	$75	**$1,463**

TOTAL COST FOR: E *side of* **SANTA CRUZ BLVD** *Starting at:* **PLUM CT** **$23,032.50**

Funding Source: TBD **Year to be Completed** TBD

Street Side	Run ID	Survey Street Name	Starting Street Name	End Street Name	Priority
W	1908230954	SANTA CRUZ BLVD	PLUM WAY	CHERRY WAY	44

ID	Dist. from Corner	Barrier Type	As-is Measurement/Notes	Sidewalk Width	Qty	Unit	Cost	Total
41194	4.9 to 5.9 feet	Vertical Change	-2.5	5 ft	5	SF	$75	**$375**
12903	10.6 to 48.1 feet	Cross Slope (PAR)	2.0-3.0%	5 ft	188	SF	$120	**$22,500**
43972	10.9 to 11.9 feet	Vertical Change	-.58	5 ft	5	REF		
48636	17.2 to 18.2 feet	Vertical Change	-.38	5 ft	5	REF		
52306	46.9 to 47.9 feet	Vertical Change	-.29	5 ft	5	REF		
54115	56.5 to 57.5 feet	Vertical Change	-.25	5 ft	5	LF	$75	**$375**
12908	60.8 to 63.4 feet	Cross Slope (PAR)	2.0-3.0%	5 ft	13	SF	$120	**$1,560**
53808	66.2 to 67.2 feet	Vertical Change	-.26	5 ft	5	LF	$75	**$375**
42941	76.1 to 77.1 feet	Vertical Change	-.65	5 ft	5	SF	$75	**$375**
12909	88.2 to 98.7 feet	Cross Slope (PAR)	2.0-3.0%	5 ft	53	SF	$120	**$6,300**
53271	95.9 to 96.9 feet	Vertical Change	-.27	5 ft	5	REF		
54150	96.0 to 97.0 feet	Vertical Change	.26	5 ft	5	REF		
12911	104.0 to 118.7 feet	Cross Slope (PAR)	2.0-3.0%	5 ft	74	SF	$120	**$8,820**
44351	115.5 to 116.5 feet	Vertical Change	-.56	5 ft	5	REF		
54116	132.7 to 136.1 feet	Vertical Change	-.25	5 ft	17	LF	$75	**$1,275**
12916	143.3 to 185.8 feet	Cross Slope (PAR)	2.0-3.0%	5 ft	212	SF	$120	**$25,500**
49219	154.5 to 155.5 feet	Vertical Change	-.36	5 ft	5	REF		
53809	189.9 to 190.9 feet	Vertical Change	-.26	5 ft	5	LF	$75	**$375**

TOTAL COST FOR: W *side of* **SANTA CRUZ BLVD** *Starting at:* **PLUM WAY** **$67,830.00**

Funding Source: TBD **Year to be Completed** TBD

Street Side	Run ID	Survey Street Name	Starting Street Name	End Street Name	Priority
E	1908221456	SANTA CRUZ BLVD	ROSE AVE	PARKRIDGE DR	38

ID	Dist. from Corner	Barrier Type	As-is Measurement/Notes	Sidewalk Width	Qty	Unit	Cost	Total
48017	1.8 to 2.8 feet	Vertical Change	-.4	5 ft	5	LF	$75	$375
44475	6.9 to 7.9 feet	Vertical Change	-.55	5 ft	5	REF		
9740	7.6 to 26.5 feet	Cross Slope (PAR)	2.0-3.0%	5 ft	95	SF	$120	$11,340
53685	10.7 to 11.7 feet	Vertical Change	-.26	5 ft	5	REF		
46436	19.2 to 20.2 feet	Vertical Change	-.46	5 ft	5	REF		
47592	26.9 to 27.9 feet	Vertical Change	-.41	5 ft	5	LF	$75	$375
52181	34.3 to 35.3 feet	Vertical Change	-.29	5 ft	5	LF	$75	$375
44476	44.2 to 45.2 feet	Vertical Change	-.55	5 ft	5	SF	$75	$375
43899	63.6 to 64.6 feet	Vertical Change	-.58	5 ft	5	SF	$75	$375
9743	68.9 to 71.3 feet	Cross Slope (PAR)	2.0-3.0%	5 ft	12	SF	$120	$1,440
9744	74.0 to 106.1 feet	Cross Slope (PAR)	2.0-3.0%	5 ft	161	SF	$120	$19,260
44890	83.6 to 84.6 feet	Vertical Change	-.53	5 ft	5	REF		
57129	83.7 to 84.7 feet	Vertical Change	.61	5 ft	5	REF		
49126	103.3 to 104.3 feet	Vertical Change	-.36	5 ft	5	REF		
51759	113.2 to 114.2 feet	Vertical Change	-.3	5 ft	5	LF	$75	$375
50451	123.0 to 124.0 feet	Vertical Change	-.32	5 ft	5	LF	$75	$375
54155	123.0 to 124.0 feet	Vertical Change	.27	5 ft	5	LF	$75	$375
54035	125.4 to 126.4 feet	Vertical Change	-.25	5 ft	5	REF		
9747	125.8 to 145.2 feet	Cross Slope (PAR)	2.0-3.0%	5 ft	97	SF	$120	$11,640
45782	142.8 to 143.8 feet	Vertical Change	-.49	5 ft	5	REF		
50452	152.4 to 153.4 feet	Vertical Change	-.32	5 ft	5	LF	$75	$375
9750	154.0 to 156.0 feet	Cross Slope (PAR)	2.0-3.0%	5 ft	10	SF	$120	$1,200
47593	162.4 to 163.4 feet	Vertical Change	-.41	5 ft	5	LF	$75	$375
52182	182.3 to 183.3 feet	Vertical Change	-.29	5 ft	5	LF	$75	$375
9751	199.9 to 202.7 feet	Cross Slope (PAR)	2.0-3.0%	5 ft	14	SF	$120	$1,680
45274	202.7 to 203.7 feet	Vertical Change	-.51	5 ft	5	REF		
9752	210.6 to 218.1 feet	Cross Slope (PAR)	2.0-3.0%	5 ft	38	SF	$120	$4,500

TOTAL COST FOR: E *side of* **SANTA CRUZ BLVD** *Starting at:* **ROSE AVE** **$55,185.00**

Funding Source: TBD **Year to be Completed** TBD

Street Side	Run ID	Survey Street Name	Starting Street Name	End Street Name	Priority
W	1908221500	SANTA CRUZ BLVD	ROSE AVE	ELM AVE	44

ID	Dist. from Corner	Barrier Type	As-is Measurement/Notes	Sidewalk Width	Qty	Unit	Cost	Total
48271	1.9 to 2.9 feet	Vertical Change	-.39	5 ft	5	LF	$75	$375
45564	7.7 to 8.7 feet	Vertical Change	-.5	5 ft	5	SF	$75	$375
48848	11.4 to 12.4 feet	Vertical Change	-.37	5 ft	5	LF	$75	$375
51760	16.4 to 17.4 feet	Vertical Change	-.3	5 ft	5	LF	$75	$375
9774	19.1 to 22.3 feet	Cross Slope (PAR)	2.0-3.0%	5 ft	16	SF	$120	$1,920
52183	20.0 to 21.0 feet	Vertical Change	-.29	5 ft	5	REF		
9775	41.8 to 72.3 feet	Cross Slope (PAR)	2.0-3.0%	5 ft	153	SF	$120	$18,300
43742	42.1 to 43.1 feet	Vertical Change	-.59	5 ft	5	REF		
53686	53.8 to 54.8 feet	Vertical Change	-.26	5 ft	5	REF		
52639	65.1 to 66.1 feet	Vertical Change	-.28	5 ft	5	REF		
51761	98.9 to 99.9 feet	Vertical Change	-.3	5 ft	5	LF	$75	$375
50071	110.2 to 111.2 feet	Vertical Change	-.33	5 ft	5	REF		
9778	110.3 to 152.3 feet	Cross Slope (PAR)	2.0-3.0%	5 ft	210	SF	$120	$25,200
50072	133.2 to 134.2 feet	Vertical Change	-.33	5 ft	5	REF		
50453	144.8 to 145.8 feet	Vertical Change	-.32	5 ft	5	REF		
48849	155.8 to 156.8 feet	Vertical Change	-.37	5 ft	5	LF	$75	$375
9780	162.2 to 167.0 feet	Cross Slope (PAR)	2.0-3.0%	5 ft	24	SF	$120	$2,880
44702	167.6 to 168.6 feet	Vertical Change	-.54	5 ft	5	SF	$75	$375
9781	176.3 to 187.8 feet	Cross Slope (PAR)	2.0-3.0%	5 ft	58	SF	$120	$6,900
41902	182.2 to 183.2 feet	Vertical Change	-.8	5 ft	5	REF		
9782	190.8 to 259.7 feet	Cross Slope (PAR)	2.0-3.0%	5 ft	345	SF	$120	$41,340
50454	202.1 to 203.1 feet	Vertical Change	-.32	5 ft	5	REF		
48272	213.3 to 214.3 feet	Vertical Change	-.39	5 ft	5	REF		
46660	257.8 to 258.8 feet	Vertical Change	-.45	5 ft	5	REF		
9785	264.8 to 348.5 feet	Cross Slope (PAR)	2.0-3.0%	5 ft	419	SF	$120	$50,220
50455	312.9 to 313.9 feet	Vertical Change	-.32	5 ft	5	REF		
9792	348.5 to 360.8 feet	Cross Slope (PAR)	4.0-5.0%	5 ft	62	SF	$120	$7,380
41546	357.7 to 358.7 feet	Vertical Change	-1.03	5 ft	5	REF		

Funding Source: TBD **Year to be Completed** TBD

Street Side	Run ID	Survey Street Name	Starting Street Name	End Street Name	Priority
W	1908221500	SANTA CRUZ BLVD	ROSE AVE	ELM AVE	44

ID	Dist. from Corner	Barrier Type	As-is Measurement/Notes	Sidewalk Width	Qty	Unit	Cost	Total
9795	360.8 to 382.4 feet	Cross Slope (PAR)	2.0-3.0%	5 ft	108	SF	$120	**$12,960**
48546	380.4 to 381.4 feet	**Vertical Change**	-.38	5 ft	5	REF		
9798	385.5 to 388.3 feet	Cross Slope (PAR)	2.0-3.0%	5 ft	14	SF	$120	**$1,680**
9799	390.8 to 415.6 feet	Cross Slope (PAR)	2.0-3.0%	5 ft	124	SF	$120	**$14,880**
44891	391.8 to 392.8 feet	**Vertical Change**	-.53	5 ft	5	REF		
47594	402.7 to 403.7 feet	**Vertical Change**	-.41	5 ft	5	REF		
9802	415.6 to 424.5 feet	Cross Slope (PAR)	4.0-5.0%	5 ft	45	SF	$120	**$5,340**
52184	423.4 to 424.4 feet	**Vertical Change**	-.29	5 ft	5	REF		
9804	424.5 to 428.2 feet	Cross Slope (PAR)	2.0-3.0%	5 ft	19	SF	$120	**$2,220**
9805	432.4 to 447.7 feet	Cross Slope (PAR)	2.0-3.0%	5 ft	77	SF	$120	**$9,180**
9806	465.8 to 467.3 feet	Cross Slope (PAR)	2.0-3.0%	5 ft	8	SF	$120	**$900**
52640	478.6 to 479.6 feet	**Vertical Change**	-.28	5 ft	5	LF	$75	**$375**
9807	485.7 to 503.0 feet	Cross Slope (PAR)	2.0-3.0%	5 ft	87	SF	$120	**$10,380**
48273	489.2 to 490.2 feet	**Vertical Change**	-.39	5 ft	5	REF		
9810	506.4 to 509.2 feet	Cross Slope (PAR)	2.0-3.0%	5 ft	14	SF	$120	**$1,680**
9811	511.7 to 521.2 feet	Cross Slope (PAR)	2.0-3.0%	5 ft	48	SF	$120	**$5,700**
9812	524.5 to 527.6 feet	Cross Slope (PAR)	2.0-3.0%	5 ft	16	SF	$120	**$1,860**
50456	529.2 to 530.2 feet	**Vertical Change**	-.32	5 ft	5	REF		
9813	530.2 to 541.2 feet	Cross Slope (PAR)	2.0-3.0%	5 ft	55	SF	$120	**$6,600**
52641	540.0 to 541.0 feet	**Vertical Change**	-.28	5 ft	5	REF		
9815	541.2 to 555.0 feet	Cross Slope (PAR)	4.0-5.0%	5 ft	69	SF	$120	**$8,280**
45983	550.7 to 551.7 feet	**Vertical Change**	-.48	5 ft	5	REF		
9819	555.0 to 564.5 feet	Cross Slope (PAR)	2.0-3.0%	5 ft	48	SF	$120	**$5,700**
48547	561.8 to 562.8 feet	**Vertical Change**	-.38	5 ft	5	REF		
46661	583.4 to 584.4 feet	**Vertical Change**	-.45	5 ft	5	LF	$75	**$375**
9822	589.3 to 591.7 feet	Cross Slope (PAR)	2.0-3.0%	5 ft	12	SF	$120	**$1,440**
49430	594.4 to 595.4 feet	**Vertical Change**	-.35	5 ft	5	REF		
9823	594.9 to 596.8 feet	Cross Slope (PAR)	2.0-3.0%	5 ft	9	SF	$120	**$1,140**

Funding Source: TBD **Year to be Completed** TBD

Street Side	Run ID	Survey Street Name	Starting Street Name	End Street Name	Priority
W	1908221500	SANTA CRUZ BLVD	ROSE AVE	ELM AVE	44

ID	Dist. from Corner	Barrier Type	As-is Measurement/Notes	Sidewalk Width	Qty	Unit	Cost	Total
9824	600.2 to 602.5 feet	Cross Slope (PAR)	2.0-3.0%	5 ft	11	SF	$120	**$1,380**
9825	607.3 to 608.3 feet	Cross Slope (PAR)	2.0-3.0%	5 ft	5	SF	$120	**$600**
52642	616.2 to 617.2 feet	**Vertical Change**	-.28	5 ft	5	LF	$75	**$375**
9826	621.8 to 661.8 feet	Cross Slope (PAR)	2.0-3.0%	5 ft	200	SF	$120	**$24,000**
53687	626.9 to 627.9 feet	**Vertical Change**	-.26	5 ft	5	REF		
49431	637.8 to 638.8 feet	**Vertical Change**	-.35	5 ft	5	REF		
50844	648.5 to 649.5 feet	**Vertical Change**	-.31	5 ft	5	REF		
9832	664.2 to 829.0 feet	Cross Slope (PAR)	2.0-3.0%	5 ft	824	SF	$120	**$98,880**
44703	680.8 to 681.8 feet	**Vertical Change**	-.54	5 ft	5	REF		
49432	691.4 to 692.4 feet	**Vertical Change**	-.35	5 ft	5	REF		
52185	712.4 to 713.4 feet	**Vertical Change**	-.29	5 ft	5	REF		
51762	722.9 to 723.9 feet	**Vertical Change**	-.3	5 ft	5	REF		
49433	733.3 to 734.3 feet	**Vertical Change**	-.35	5 ft	5	REF		
49128	754.1 to 755.1 feet	**Vertical Change**	-.36	5 ft	5	REF		
44083	774.3 to 775.3 feet	**Vertical Change**	-.57	5 ft	5	REF		
42306	796.7 to 797.7 feet	**Vertical Change**	-.71	5 ft	5	REF		
56967	807.9 to 808.9 feet	**Vertical Change**	.56	5 ft	5	REF		
9847	829.0 to 836.8 feet	Cross Slope (PAR)	4.0-5.0%	5 ft	39	SF	$120	**$4,680**
52186	830.9 to 831.9 feet	**Vertical Change**	-.29	5 ft	5	REF		

TOTAL COST FOR: W *side of* **SANTA CRUZ BLVD** *Starting at:* **ROSE AVE** **$377,370.00**

Funding Source: TBD **Year to be Completed** TBD

Street Side	Run ID	Survey Street Name	Starting Street Name	End Street Name	Priority
E	1908221540	SANTA CRUZ BLVD	WASHINGTON RD	ELM AVE	34

ID	Dist. from Corner	Barrier Type	As-is Measurement/Notes	Sidewalk Width	Qty	Unit	Cost	Total
10547	0.0 to 11.3 feet	Cross Slope (PAR)	2.0-3.0%	5 ft	57	SF	$120	**$6,780**
49151	6.7 to 7.7 feet	**Vertical Change**	-.36	5 ft	5	REF		
46227	27.7 to 28.7 feet	**Vertical Change**	-.47	5 ft	5	LF	$75	**$375**
45812	41.7 to 42.7 feet	**Vertical Change**	-.49	5 ft	5	LF	$75	**$375**
10548	58.3 to 86.6 feet	Cross Slope (PAR)	2.0-3.0%	5 ft	142	SF	$120	**$16,980**
49798	61.2 to 62.2 feet	**Vertical Change**	-.34	5 ft	5	REF		
41274	61.4 to 62.4 feet	**Vertical Change**	-1.69	5 ft	5	REF		
50509	76.1 to 77.1 feet	**Vertical Change**	-.32	5 ft	5	REF		
44290	86.3 to 87.3 feet	**Vertical Change**	-.56	5 ft	5	REF		
10553	86.6 to 90.5 feet	Cross Slope (PAR)	4.0-5.0%	5 ft	20	SF	$120	**$2,340**
10555	90.5 to 108.8 feet	Cross Slope (PAR)	2.0-3.0%	5 ft	92	SF	$120	**$10,980**
48033	98.1 to 99.1 feet	**Vertical Change**	-.4	5 ft	5	REF		
58466	98.2 to 128.8 feet	Driveway				REF		
49799	101.7 to 102.7 feet	**Vertical Change**	-.34	5 ft	5	REF		
52703	106.0 to 107.0 feet	**Vertical Change**	-.28	5 ft	5	REF		
10558	108.8 to 141.8 feet	**Cross Slope (Driveway)**	4.0-5.0%	5 ft	165	SF	$40	**$6,600**
52241	118.2 to 119.2 feet	**Vertical Change**	-.29	5 ft	5	REF		
45301	135.0 to 137.6 feet	**Vertical Change**	-.51	5 ft	13	REF		
10564	141.8 to 161.8 feet	Cross Slope (PAR)	2.0-3.0%	5 ft	100	SF	$120	**$12,000**
53745	144.8 to 148.2 feet	**Vertical Change**	-.26	5 ft	17	REF		
55977	153.6 to 154.6 feet	**Vertical Change**	.37	5 ft	5	REF		
50905	163.6 to 164.6 feet	**Vertical Change**	-.31	5 ft	5	LF	$75	**$375**
10567	175.5 to 177.3 feet	Cross Slope (PAR)	2.0-3.0%	5 ft	9	SF	$120	**$1,080**
49152	177.4 to 178.4 feet	**Vertical Change**	-.36	5 ft	5	LF	$75	**$375**
47378	191.1 to 192.1 feet	**Vertical Change**	-.42	5 ft	5	LF	$75	**$375**
10568	204.2 to 207.2 feet	Cross Slope (PAR)	2.0-3.0%	5 ft	15	SF	$120	**$1,800**
52242	204.9 to 205.9 feet	**Vertical Change**	-.29	5 ft	5	REF		
10569	211.3 to 212.6 feet	Cross Slope (PAR)	2.0-3.0%	5 ft	7	SF	$120	**$780**

Funding Source: TBD **Year to be Completed** TBD

Street Side	Run ID	Survey Street Name	Starting Street Name	End Street Name	Priority
E	1908221540	SANTA CRUZ BLVD	WASHINGTON RD	ELM AVE	34

ID	Dist. from Corner	Barrier Type	As-is Measurement/Notes	Sidewalk Width	Qty	Unit	Cost	Total
48034	218.4 to 219.4 feet	Vertical Change	-.4	5 ft	5	LF	$75	**$375**
51813	232.1 to 233.1 feet	Vertical Change	-.3	5 ft	5	LF	$75	**$375**
44291	245.4 to 246.4 feet	Vertical Change	-.56	5 ft	5	SF	$75	**$375**
52243	256.2 to 257.2 feet	Vertical Change	-.29	5 ft	5	LF	$75	**$375**
44916	286.6 to 287.6 feet	Vertical Change	-.53	5 ft	5	SF	$75	**$375**
10570	299.2 to 304.5 feet	Cross Slope (PAR)	2.0-3.0%	5 ft	27	SF	$120	**$3,180**
50906	315.0 to 316.0 feet	Vertical Change	-.31	5 ft	5	LF	$75	**$375**
52244	329.4 to 330.4 feet	Vertical Change	-.29	5 ft	5	LF	$75	**$375**
49153	343.7 to 344.7 feet	Vertical Change	-.36	5 ft	5	LF	$75	**$375**
10571	355.0 to 362.1 feet	Cross Slope (PAR)	2.0-3.0%	5 ft	36	SF	$120	**$4,260**
50114	363.0 to 364.0 feet	Vertical Change	-.33	5 ft	5	LF	$75	**$375**

TOTAL COST FOR: E *side of* **SANTA CRUZ BLVD** *Starting at:* **WASHINGTON RD** **$72,030.00**

Funding Source: TBD **Year to be Completed** TBD

Street Side	Run ID	Survey Street Name	Starting Street Name	End Street Name	Priority
N	1908230807	SHASTA CT	WASHINGTON RD	WASHINGTON RD	76.25

ID	Dist. from Corner	Barrier Type	As-is Measurement/Notes	Sidewalk Width	Qty	Unit	Cost	Total
10847	0.0 to 9.8 feet	Cross Slope (PAR)	2.0-3.0%	5 ft	49	SF	$120	**$5,880**
45593	2.2 to 3.2 feet	**Vertical Change**	-.5	5 ft	5	REF		
10849	9.8 to 29.7 feet	Cross Slope (PAR)	4.0-5.0%	5 ft	99	SF	$120	**$11,940**
54080	10.1 to 11.1 feet	**Vertical Change**	-.25	5 ft	5	REF		
47386	14.2 to 15.2 feet	**Vertical Change**	-.42	5 ft	5	REF		
48879	17.6 to 18.6 feet	**Vertical Change**	-.37	5 ft	5	REF		
50522	22.6 to 23.6 feet	**Vertical Change**	-.32	5 ft	5	REF		
47629	27.5 to 28.5 feet	**Vertical Change**	-.41	5 ft	5	REF		
10851	29.7 to 36.1 feet	Cross Slope (PAR)	2.0-3.0%	5 ft	32	SF	$120	**$3,840**
47387	32.5 to 33.5 feet	**Vertical Change**	-.42	5 ft	5	REF		
47630	35.9 to 36.9 feet	**Vertical Change**	-.41	5 ft	5	REF		
48880	44.2 to 45.2 feet	**Vertical Change**	-.37	5 ft	5	LF	$75	**$375**
49171	49.4 to 50.4 feet	**Vertical Change**	-.36	5 ft	5	LF	$75	**$375**
52720	54.4 to 55.4 feet	**Vertical Change**	-.28	5 ft	5	LF	$75	**$375**
52257	59.6 to 60.6 feet	**Vertical Change**	-.29	5 ft	5	LF	$75	**$375**
48881	64.5 to 65.5 feet	**Vertical Change**	-.37	5 ft	5	LF	$75	**$375**
48882	69.7 to 70.7 feet	**Vertical Change**	-.37	5 ft	5	LF	$75	**$375**
52721	73.1 to 74.1 feet	**Vertical Change**	-.28	5 ft	5	LF	$75	**$375**
43932	76.7 to 77.7 feet	**Vertical Change**	-.58	5 ft	5	SF	$75	**$375**
49813	79.9 to 80.9 feet	**Vertical Change**	-.34	5 ft	5	LF	$75	**$375**
58484	80.6 to 125.1 feet	Driveway				REF		
51829	87.8 to 91.0 feet	**Vertical Change**	-.3	5 ft	16	REF		
10852	91.7 to 98.1 feet	**Cross Slope (Driveway)**	3.0-4.0%	5 ft	32	SF	$40	**$1,280**
10854	98.1 to 108.6 feet	**Cross Slope (Driveway)**	5.0-6.0%	5 ft	53	SF	$40	**$2,100**
49482	101.6 to 102.6 feet	**Vertical Change**	-.35	5 ft	5	REF		
10856	108.6 to 113.2 feet	**Cross Slope (Driveway)**	3.0-4.0%	5 ft	23	SF	$40	**$920**
50523	113.0 to 114.0 feet	**Vertical Change**	-.32	5 ft	5	REF		
10857	113.2 to 119.3 feet	**Cross Slope (Driveway)**	2.0-3.0%	5 ft	31	SF	$40	**$1,220**

Funding Source: TBD **Year to be Completed** TBD

Street Side	Run ID	Survey Street Name	Starting Street Name	End Street Name	Priority
N	1908230807	SHASTA CT	WASHINGTON RD	WASHINGTON RD	76.25

ID	Dist. from Corner	Barrier Type	As-is Measurement/Notes	Sidewalk Width	Qty	Unit	Cost	Total
10859	119.3 to 122.8 feet	Cross Slope (Driveway)	4.0-5.0%	5 ft	18	SF	$40	**$700**
10861	122.8 to 131.7 feet	Cross Slope (Driveway)	2.0-3.0%	5 ft	44	SF	$40	**$1,780**
46687	124.3 to 126.0 feet	Vertical Change	-.45	5 ft	9	REF		
56969	125.1 to 126.1 feet	Vertical Change	.56	5 ft	5	REF		
10863	132.8 to 154.1 feet	Cross Slope (PAR)	4.0-5.0%	5 ft	106	SF	$120	**$12,780**
54081	133.2 to 134.2 feet	Vertical Change	-.25	5 ft	5	REF		
51830	137.3 to 138.3 feet	Vertical Change	-.3	5 ft	5	REF		
48883	140.7 to 141.7 feet	Vertical Change	-.37	5 ft	5	REF		
50916	145.0 to 146.0 feet	Vertical Change	-.31	5 ft	5	REF		
42100	150.4 to 151.4 feet	Vertical Change	-.75	5 ft	5	REF		
10865	154.1 to 222.4 feet	Cross Slope (PAR)	2.0-3.0%	5 ft	342	SF	$120	**$40,980**
48884	156.5 to 157.5 feet	Vertical Change	-.37	5 ft	5	REF		
48885	162.0 to 163.0 feet	Vertical Change	-.37	5 ft	5	REF		
43296	168.6 to 169.6 feet	Vertical Change	-.62	5 ft	5	REF		
49814	180.1 to 181.1 feet	Vertical Change	-.34	5 ft	5	REF		
46916	191.7 to 192.7 feet	Vertical Change	-.44	5 ft	5	REF		
50917	202.9 to 203.9 feet	Vertical Change	-.31	5 ft	5	REF		
53755	206.5 to 208.7 feet	Vertical Change	-.26	5 ft	11	REF		
44730	208.6 to 209.6 feet	Vertical Change	-.54	5 ft	5	REF		
45594	214.3 to 215.3 feet	Vertical Change	-.5	5 ft	5	REF		
41732	220.2 to 221.2 feet	Vertical Change	-.88	5 ft	5	REF		
10872	225.3 to 231.8 feet	Cross Slope (PAR)	2.0-3.0%	5 ft	33	SF	$120	**$3,900**
58485	227.0 to 301.8 feet	Driveway				REF		
50125	232.6 to 233.6 feet	Vertical Change	-.33	5 ft	5	REF		
10873	234.9 to 239.5 feet	Cross Slope (Driveway)	7.0-8.0%	5 ft	23	SF	$40	**$920**
10875	239.5 to 259.5 feet	Cross Slope (Driveway)	5.0-6.0%	5 ft	100	SF	$40	**$4,000**
46231	251.0 to 252.0 feet	Vertical Change	-.47	5 ft	5	REF		
10876	259.5 to 265.2 feet	Cross Slope (Driveway)	6.0-7.0%	5 ft	29	SF	$40	**$1,140**

Funding Source: TBD **Year to be Completed** TBD

Street Side	Run ID	Survey Street Name	Starting Street Name	End Street Name	Priority
N	1908230807	SHASTA CT	WASHINGTON RD	WASHINGTON RD	76.25

ID	Dist. from Corner	Barrier Type	As-is Measurement/Notes	Sidewalk Width	Qty	Unit	Cost	Total
10877	265.2 to 275.2 feet	Cross Slope (Driveway)	5.0-6.0%	5 ft	50	SF	$40	**$2,000**
10879	275.2 to 285.6 feet	Cross Slope (Driveway)	6.0-7.0%	5 ft	52	SF	$40	**$2,080**
49483	283.8 to 284.8 feet	Vertical Change	-.35	5 ft	5	REF		
10880	285.6 to 293.7 feet	Cross Slope (Driveway)	5.0-6.0%	5 ft	40	SF	$40	**$1,620**
10882	293.7 to 295.4 feet	Cross Slope (Driveway)	3.0-4.0%	5 ft	8	SF	$40	**$340**
54082	296.1 to 299.1 feet	Vertical Change	-.25	5 ft	15	REF		
40335	296.9 to 298.7 feet	Running Slope	7.0-8.0%	5 ft	9	REF		
10883	297.9 to 299.3 feet	Cross Slope (Driveway)	7.0-8.0%	5 ft	7	SF	$40	**$280**
10884	302.1 to 303.2 feet	Cross Slope (Driveway)	2.0-3.0%	5 ft	5	SF	$40	**$220**
52722	303.6 to 304.6 feet	Vertical Change	-.28	5 ft	5	LF	$75	**$375**
10885	309.3 to 331.9 feet	Cross Slope (PAR)	2.0-3.0%	5 ft	113	SF	$120	**$13,560**
10887	331.9 to 369.9 feet	Cross Slope (PAR)	4.0-5.0%	5 ft	190	SF	$120	**$22,800**
10893	369.9 to 399.3 feet	Cross Slope (PAR)	2.0-3.0%	5 ft	147	SF	$120	**$17,640**
50919	391.4 to 392.4 feet	Vertical Change	-.31	5 ft	5	REF		
10898	399.3 to 422.1 feet	Cross Slope (PAR)	4.0-5.0%	5 ft	114	SF	$120	**$13,680**
46232	410.3 to 411.3 feet	Vertical Change	-.47	5 ft	5	REF		
10900	422.1 to 428.1 feet	Cross Slope (PAR)	2.0-3.0%	5 ft	30	SF	$120	**$3,600**
52723	427.0 to 428.0 feet	Vertical Change	-.28	5 ft	5	REF		
50920	432.9 to 435.4 feet	Vertical Change	-.31	5 ft	13	LF	$75	**$938**

TOTAL COST FOR: N *side of* **SHASTA CT** *Starting at:* **WASHINGTON RD** **$175,887.50**

Funding Source: TBD **Year to be Completed** TBD

Street Side	Run ID	Survey Street Name	Starting Street Name	End Street Name	Priority
SE	51909241106	SONOMA AVE	11TH ST	SIDEWALK ENDS	95

ID	Dist. from Corner	Barrier Type	As-is Measurement/Notes	Sidewalk Width	Qty	Unit	Cost	Total
30391	17.8 to 18.8 feet	Cross Slope (PAR)	3.0-4.0%	6 ft	6	SF	$120	**$660**
30392	21.0 to 25.6 feet	Cross Slope (PAR)	3.0-4.0%	6 ft	25	SF	$120	**$3,036**
30393	27.2 to 43.5 feet	Cross Slope (PAR)	2.0-3.0%	6 ft	90	SF	$120	**$10,758**
59748	44.4 to 64.8 feet	Driveway				REF		
56416	45.5 to 46.5 feet	**Vertical Change**	.4	6 ft	6	REF		
30398	48.9 to 64.3 feet	**Cross Slope (Driveway)**	>15%	6 ft	85	SF	$40	**$3,388**
55417	65.3 to 66.3 feet	**Vertical Change**	.3	6 ft	6	REF		
30399	69.8 to 75.0 feet	Cross Slope (PAR)	2.0-3.0%	6 ft	29	SF	$120	**$3,432**
30400	79.9 to 85.3 feet	Cross Slope (PAR)	2.0-3.0%	6 ft	30	SF	$120	**$3,564**

TOTAL COST FOR: SE *side of* **SONOMA AVE** *Starting at:* **11TH ST** **$24,838.00**

Funding Source: TBD **Year to be Completed** TBD

Street Side	Run ID	Survey Street Name	Starting Street Name	End Street Name	Priority
NW	51909241053	SONOMA AVE	12TH ST	SIDEWALK ENDS	97

ID	Dist. from Corner	Barrier Type	As-is Measurement/Notes	Sidewalk Width	Qty	Unit	Cost	Total
30324	1.1 to 7.3 feet	Cross Slope (PAR)	2.0-3.0%	6 ft	34	SF	$120	**$4,092**
59741	11.9 to 34.5 feet	Driveway				REF		
30325	12.7 to 15.6 feet	**Cross Slope (Driveway)**	3.0-4.0%	6 ft	16	SF	$40	**$638**
30327	19.2 to 34.5 feet	**Cross Slope (Driveway)**	13.014	6 ft	84	SF	$40	**$3,366**

TOTAL COST FOR: NW *side of* **SONOMA AVE** *Starting at:* **12TH ST** **$8,096.00**

Funding Source: TBD **Year to be Completed** TBD

Street Side	Run ID	Survey Street Name	Starting Street Name	End Street Name	Priority
NW	51909241024	SONOMA AVE	3RD ST	SIDEWALK ENDS	95

ID	Dist. from Corner	Barrier Type	As-is Measurement/Notes	Sidewalk Width	Qty	Unit	Cost	Total
55385	13.1 to 14.1 feet	Vertical Change	.3	6 ft	6	REF		
30115	18.5 to 19.6 feet	Cross Slope (Driveway)	3.0-4.0%	6 ft	6	SF	$40	**$242**
30116	20.2 to 39.0 feet	Cross Slope (Driveway)	2.0-3.0%	6 ft	103	SF	$40	**$4,136**
51077	37.1 to 38.1 feet	Vertical Change	-.3	6 ft	6	REF		
30123	41.3 to 49.0 feet	Cross Slope (PAR)	3.0-4.0%	6 ft	42	SF	$120	**$5,082**
30126	49.7 to 51.8 feet	Cross Slope (PAR)	2.0-3.0%	6 ft	12	SF	$120	**$1,386**
59726	50.9 to 71.5 feet	Driveway				REF		
30127	58.9 to 70.8 feet	Cross Slope (Driveway)	10.0-11.0%	6 ft	65	SF	$40	**$2,618**
51078	73.7 to 74.7 feet	Vertical Change	-.3	6 ft	6	REF		
30132	74.0 to 78.3 feet	Cross Slope (PAR)	2.0-3.0%	6 ft	24	SF	$120	**$2,838**
121	74.1 to 75.1 feet	Protruding Object		6 ft	6	JOB	$99	**$99**
55386	87.5 to 88.5 feet	Vertical Change	.3	6 ft	6	LF	$75	**$413**

TOTAL COST FOR: NW *side of* **SONOMA AVE** *Starting at:* **3RD ST** **$16,813.50**

Funding Source: TBD **Year to be Completed** TBD

Street Side	Run ID	Survey Street Name	Starting Street Name	End Street Name	Priority
NW	51909241029	SONOMA AVE	4TH ST	5TH ST	81

ID	Dist. from Corner	Barrier Type	As-is Measurement/Notes	Sidewalk Width	Qty	Unit	Cost	Total
30134	46.7 to 50.8 feet	Cross Slope (PAR)	2.0-3.0%	6 ft	23	SF	$120	**$2,706**
122	74.3 to 75.3 feet	Protruding Object		6 ft	6	JOB	$99	**$99**
30136	77.9 to 79.8 feet	Cross Slope (PAR)	2.0-3.0%	6 ft	10	SF	$120	**$1,254**
51079	80.1 to 81.1 feet	Vertical Change	-.3	6 ft	6	LF	$75	**$413**
55387	80.2 to 81.2 feet	Vertical Change	.3	6 ft	6	LF	$75	**$413**
41341	88.0 to 89.0 feet	Vertical Change	-1.4	6 ft	6	SF	$75	**$413**
30137	93.0 to 101.1 feet	Cross Slope (PAR)	2.0-3.0%	6 ft	45	SF	$120	**$5,346**
59727	102.3 to 120.1 feet	Driveway				REF		
30141	108.6 to 110.8 feet	Cross Slope (Driveway)	2.0-3.0%	6 ft	12	SF	$40	**$484**
30142	114.8 to 121.2 feet	Cross Slope (Driveway)	2.0-3.0%	6 ft	35	SF	$40	**$1,408**
30144	130.1 to 136.0 feet	Cross Slope (PAR)	2.0-3.0%	6 ft	32	SF	$120	**$3,894**
55388	155.2 to 157.9 feet	Vertical Change	.3	6 ft	15	LF	$75	**$1,114**
30146	157.8 to 160.8 feet	Cross Slope (PAR)	3.0-4.0%	6 ft	17	SF	$120	**$1,980**
55389	164.7 to 165.7 feet	Vertical Change	.3	6 ft	6	LF	$75	**$413**
30147	170.1 to 176.3 feet	Cross Slope (PAR)	3.0-4.0%	6 ft	34	SF	$120	**$4,092**
30150	176.3 to 177.3 feet	Cross Slope (PAR)	2.0-3.0%	6 ft	6	SF	$120	**$660**
55390	177.2 to 178.2 feet	Vertical Change	.3	6 ft	6	REF		
30151	182.3 to 187.7 feet	Cross Slope (PAR)	2.0-3.0%	6 ft	30	SF	$120	**$3,564**
30152	191.6 to 195.4 feet	Cross Slope (PAR)	2.0-3.0%	6 ft	21	SF	$120	**$2,508**
30153	198.7 to 203.8 feet	Cross Slope (PAR)	2.0-3.0%	6 ft	28	SF	$120	**$3,366**
55391	202.1 to 203.1 feet	Vertical Change	.3	6 ft	6	REF		
30155	207.1 to 208.9 feet	Cross Slope (PAR)	3.0-4.0%	6 ft	10	SF	$120	**$1,188**
30156	208.9 to 218.4 feet	Cross Slope (PAR)	2.0-3.0%	6 ft	52	SF	$120	**$6,270**
47722	210.0 to 211.0 feet	Vertical Change	-.4	6 ft	6	REF		
57071	210.1 to 211.1 feet	Vertical Change	.6	6 ft	6	REF		
55392	213.3 to 214.3 feet	Vertical Change	.3	6 ft	6	REF		
30161	223.4 to 225.3 feet	Cross Slope (PAR)	3.0-4.0%	6 ft	10	SF	$120	**$1,254**
30162	227.7 to 240.3 feet	Cross Slope (PAR)	4.0-5.0%	6 ft	69	SF	$120	**$8,316**

Funding Source: TBD **Year to be Completed** TBD

Street Side	Run ID	Survey Street Name	Starting Street Name	End Street Name	Priority
NW	51909241029	SONOMA AVE	4TH ST	5TH ST	81

ID	Dist. from Corner	Barrier Type	As-is Measurement/Notes	Sidewalk Width	Qty	Unit	Cost	Total
55393	237.7 to 238.7 feet	Vertical Change	.3	6 ft	6	REF		
30167	240.3 to 253.4 feet	Cross Slope (PAR)	2.0-3.0%	6 ft	72	SF	$120	**$8,646**
30171	257.3 to 258.9 feet	Cross Slope (PAR)	2.0-3.0%	6 ft	9	SF	$120	**$1,056**
57267	257.8 to 258.8 feet	Vertical Change	.8	6 ft	6	REF		
55394	277.6 to 278.6 feet	Vertical Change	.3	6 ft	6	LF	$75	**$413**
41878	283.3 to 284.3 feet	Vertical Change	-.8	6 ft	6	SF	$75	**$413**
56808	285.8 to 286.8 feet	Vertical Change	.5	6 ft	6	SF	$75	**$413**
30172	298.3 to 299.7 feet	Cross Slope (PAR)	2.0-3.0%	6 ft	8	SF	$120	**$924**

TOTAL COST FOR: NW *side of* **SONOMA AVE** *Starting at:* **4TH ST** **$63,016.25**

Funding Source: TBD **Year to be Completed** TBD

Street Side	Run ID	Survey Street Name	Starting Street Name	End Street Name	Priority
SE	51909241132	SONOMA AVE	4TH ST	SIDEWALK ENDS	81.25

ID	Dist. from Corner	Barrier Type	As-is Measurement/Notes	Sidewalk Width	Qty	Unit	Cost	Total
30442	20.3 to 21.9 feet	Cross Slope (PAR)	3.0-4.0%	6 ft	9	SF	$120	**$1,056**
30443	28.4 to 37.3 feet	Cross Slope (PAR)	4.0-5.0%	6 ft	49	SF	$120	**$5,874**
30447	38.5 to 41.3 feet	Cross Slope (PAR)	2.0-3.0%	6 ft	15	SF	$120	**$1,848**
30448	44.3 to 51.3 feet	Cross Slope (PAR)	2.0-3.0%	6 ft	39	SF	$120	**$4,620**
59755	48.8 to 68.5 feet	Driveway				REF		
55424	51.9 to 52.9 feet	**Vertical Change**	.3	6 ft	6	REF		
30450	61.8 to 67.2 feet	**Cross Slope (Driveway)**	13.014	6 ft	30	SF	$40	**$1,188**
47729	69.3 to 70.3 feet	**Vertical Change**	-.4	6 ft	6	LF	$75	**$413**
40890	69.3 to 71.1 feet	Running Slope	5.0-6.0%	6 ft	10	SF	$120	**$1,188**
30453	73.2 to 81.3 feet	Cross Slope (PAR)	3.0-4.0%	6 ft	45	SF	$120	**$5,346**
30455	83.8 to 90.3 feet	Cross Slope (PAR)	4.0-5.0%	6 ft	36	SF	$120	**$4,290**
30457	97.0 to 136.1 feet	Cross Slope (PAR)	3.0-4.0%	6 ft	215	SF	$120	**$25,806**
56417	115.5 to 116.5 feet	**Vertical Change**	.4	6 ft	6	REF		

TOTAL COST FOR: SE *side of* **SONOMA AVE** *Starting at:* **4TH ST** **$51,628.50**

Funding Source: TBD **Year to be Completed** TBD

Street Side	Run ID	Survey Street Name	Starting Street Name	End Street Name	Priority
NW	51909241035	SONOMA AVE	6TH ST	SIDEWALK ENDS	117.75

ID	Dist. from Corner	Barrier Type	As-is Measurement/Notes	Sidewalk Width	Qty	Unit	Cost	Total
59729	1.9 to 16.4 feet	Driveway				REF		
30182	21.3 to 23.3 feet	Cross Slope (PAR)	2.0-3.0%	6 ft	11	SF	$120	**$1,320**
56408	23.0 to 24.0 feet	**Vertical Change**	.4	6 ft	6	REF		
123	25.8 to 26.8 feet	**Continuous Width**		6 ft	6	SF	$120	**$660**
30183	26.4 to 35.8 feet	Cross Slope (PAR)	2.0-3.0%	6 ft	52	SF	$120	**$6,204**
56409	32.8 to 33.8 feet	**Vertical Change**	.4	6 ft	6	REF		
51081	35.0 to 38.4 feet	**Vertical Change**	-.3	6 ft	19	REF		
55397	41.8 to 44.9 feet	**Vertical Change**	.3	6 ft	17	REF		
30187	41.8 to 43.5 feet	Cross Slope (PAR)	2.0-3.0%	6 ft	9	SF	$120	**$1,122**
56410	48.8 to 49.8 feet	**Vertical Change**	.4	6 ft	6	LF	$75	**$413**
41489	52.3 to 53.3 feet	**Vertical Change**	-1.1	6 ft	6	SF	$75	**$413**
42349	52.5 to 53.5 feet	**Vertical Change**	-.7	6 ft	6	SF	$75	**$413**
56411	54.8 to 58.3 feet	**Vertical Change**	.4	6 ft	19	LF	$75	**$1,444**
30188	60.5 to 66.9 feet	Cross Slope (PAR)	2.0-3.0%	6 ft	35	SF	$120	**$4,224**
55399	60.7 to 61.7 feet	**Vertical Change**	.3	6 ft	6	REF		
55400	64.3 to 70.2 feet	**Vertical Change**	.3	6 ft	32	REF		
30190	69.8 to 75.9 feet	Cross Slope (PAR)	6.0-7.0%	6 ft	34	SF	$120	**$4,026**
51082	72.2 to 73.7 feet	**Vertical Change**	-.3	6 ft	8	REF		
57673	76.6 to 77.6 feet	**Vertical Change**	3.6	6 ft	6	SF	$75	**$413**
30194	78.2 to 79.3 feet	Cross Slope (PAR)	3.0-4.0%	6 ft	6	SF	$120	**$726**
55403	78.8 to 79.8 feet	**Vertical Change**	.3	6 ft	6	REF		
30195	79.3 to 80.6 feet	Cross Slope (PAR)	2.0-3.0%	6 ft	7	SF	$120	**$858**
55404	84.5 to 85.5 feet	**Vertical Change**	.3	6 ft	6	LF	$75	**$413**
30196	87.6 to 92.5 feet	Cross Slope (PAR)	3.0-4.0%	6 ft	27	SF	$120	**$3,234**
30199	95.8 to 108.4 feet	Cross Slope (PAR)	4.0-5.0%	6 ft	69	SF	$120	**$8,316**
55405	97.4 to 98.4 feet	**Vertical Change**	.3	6 ft	6	REF		
124	108.0 to 109.0 feet	**Protruding Object**		6 ft	6	JOB	$99	**$99**
30205	109.6 to 116.1 feet	Cross Slope (PAR)	2.0-3.0%	6 ft	36	SF	$120	**$4,290**

Funding Source: TBD **Year to be Completed** TBD

Street Side	Run ID	Survey Street Name	Starting Street Name	End Street Name	Priority
NW	51909241035	SONOMA AVE	6TH ST	SIDEWALK ENDS	117.75

ID	Dist. from Corner	Barrier Type	As-is Measurement/Notes	Sidewalk Width	Qty	Unit	Cost	Total
40871	120.6 to 121.6 feet	Running Slope	6.0-7.0%	6 ft	6	SF	$120	**$660**
51084	120.9 to 121.9 feet	**Vertical Change**	-.3	6 ft	6	LF	$75	**$413**
30208	123.7 to 124.9 feet	Cross Slope (PAR)	5.0-6.0%	6 ft	7	SF	$120	**$792**
56413	126.9 to 130.8 feet	**Vertical Change**	.4	6 ft	21	LF	$75	**$1,609**
30209	130.2 to 132.8 feet	Cross Slope (PAR)	>15%	6 ft	14	SF	$120	**$1,716**
30210	135.8 to 140.1 feet	Cross Slope (PAR)	2.0-3.0%	6 ft	24	SF	$120	**$2,838**
56415	143.6 to 144.6 feet	**Vertical Change**	.4	6 ft	6	LF	$75	**$413**
59730	147.3 to 157.3 feet	Driveway				REF		

TOTAL COST FOR: NW *side of* **SONOMA AVE** *Starting at:* **6TH ST** **$47,025.00**

Funding Source: TBD **Year to be Completed** TBD

Street Side	Run ID	Survey Street Name	Starting Street Name	End Street Name	Priority
NW	51909241037	SONOMA AVE	7TH ST	SIDEWALK ENDS	90

ID	Dist. from Corner	Barrier Type	As-is Measurement/Notes	Sidewalk Width	Qty	Unit	Cost	Total
30215	16.0 to 19.3 feet	Cross Slope (PAR)	2.0-3.0%	6 ft	18	SF	$120	**$2,178**
59731	18.7 to 33.2 feet	Driveway				REF		
45384	19.1 to 20.1 feet	**Vertical Change**	-.5	6 ft	6	REF		
30216	23.8 to 32.6 feet	**Cross Slope (Driveway)**	14.0-15.0%	6 ft	48	SF	$40	**$1,936**
30220	37.8 to 39.0 feet	Cross Slope (PAR)	3.0-4.0%	6 ft	7	SF	$120	**$792**
59732	37.8 to 62.5 feet	Driveway				REF		
47725	38.9 to 39.9 feet	**Vertical Change**	-.4	6 ft	6	REF		
30221	42.5 to 48.9 feet	**Cross Slope (Driveway)**	11.0-12.0%	6 ft	35	SF	$40	**$1,408**
30225	53.4 to 63.6 feet	**Cross Slope (Driveway)**	11.0-12.0%	6 ft	56	SF	$40	**$2,244**

TOTAL COST FOR: NW *side of* **SONOMA AVE** *Starting at:* **7TH ST** **$8,558.00**

Funding Source: TBD **Year to be Completed** TBD

Street Side	Run ID	Survey Street Name	Starting Street Name	End Street Name	Priority
NW	51909241042	SONOMA AVE	9TH ST	SIDEWALK ENDS	89.25

ID	Dist. from Corner	Barrier Type	As-is Measurement/Notes	Sidewalk Width	Qty	Unit	Cost	Total
40874	0.0 to 2.3 feet	Running Slope	5.0-6.0%	6 ft	13	SF	$120	$1,518
55408	4.8 to 5.8 feet	Vertical Change	.3	6 ft	6	LF	$75	$413
30251	8.3 to 10.0 feet	Cross Slope (PAR)	2.0-3.0%	6 ft	9	SF	$120	$1,122
30252	12.3 to 20.4 feet	Cross Slope (PAR)	2.0-3.0%	6 ft	45	SF	$120	$5,346
30255	29.3 to 45.3 feet	Cross Slope (PAR)	2.0-3.0%	6 ft	88	SF	$120	$10,560
30261	47.9 to 57.6 feet	Cross Slope (PAR)	2.0-3.0%	6 ft	53	SF	$120	$6,402
30263	61.6 to 63.8 feet	Cross Slope (PAR)	2.0-3.0%	6 ft	12	SF	$120	$1,452
30264	66.2 to 67.5 feet	Cross Slope (PAR)	2.0-3.0%	6 ft	7	SF	$120	$858
56810	72.6 to 73.6 feet	Vertical Change	.5	6 ft	6	SF	$75	$413
40875	73.1 to 74.7 feet	Running Slope	6.0-7.0%	6 ft	9	SF	$120	$1,056
47727	77.4 to 78.4 feet	Vertical Change	-.4	6 ft	6	LF	$75	$413
55409	79.8 to 80.8 feet	Vertical Change	.3	6 ft	6	REF		
30265	80.1 to 81.1 feet	Cross Slope (PAR)	2.0-3.0%	6 ft	6	SF	$120	$660
55410	87.8 to 88.8 feet	Vertical Change	.3	6 ft	6	LF	$75	$413
51094	89.9 to 90.9 feet	Vertical Change	-.3	6 ft	6	REF		
30266	96.9 to 98.5 feet	Cross Slope (Driveway)	2.0-3.0%	6 ft	9	SF	$40	$352
40876	97.2 to 98.3 feet	Running Slope	5.0-6.0%	6 ft	6	REF		
57073	97.3 to 98.3 feet	Vertical Change	.6	6 ft	6	REF		
30267	100.9 to 104.1 feet	Cross Slope (Driveway)	3.0-4.0%	6 ft	18	SF	$40	$704
55411	101.8 to 102.8 feet	Vertical Change	.3	6 ft	6	REF		
57585	107.4 to 108.4 feet	Vertical Change	2.8	6 ft	6	REF		
30268	109.4 to 110.6 feet	Cross Slope (PAR)	2.0-3.0%	6 ft	7	SF	$120	$792
55412	117.4 to 118.4 feet	Vertical Change	.3	6 ft	6	LF	$75	$413
51095	122.7 to 123.7 feet	Vertical Change	-.3	6 ft	6	LF	$75	$413
59737	123.3 to 131.4 feet	Driveway				REF		
30269	128.1 to 136.0 feet	Cross Slope (Driveway)	2.0-3.0%	6 ft	43	SF	$40	$1,738

TOTAL COST FOR: NW *side of* **SONOMA AVE** *Starting at:* **9TH ST** **$35,035.00**

Funding Source: TBD **Year to be Completed** TBD

Street Side	Run ID	Survey Street Name	Starting Street Name	End Street Name	Priority
SE	51909241114	SONOMA AVE	9TH ST	805 SONOMA AVE	94.25

ID	Dist. from Corner	Barrier Type	As-is Measurement/Notes	Sidewalk Width	Qty	Unit	Cost	Total
55418	0.2 to 1.2 feet	Vertical Change	.3	6 ft	6	LF	$75	$413
40886	0.2 to 1.5 feet	Running Slope	7.0-8.0%	6 ft	7	SF	$120	$858
40887	2.3 to 3.3 feet	Running Slope	5.0-6.0%	6 ft	6	SF	$120	$660
55419	7.1 to 8.1 feet	Vertical Change	.3	6 ft	6	LF	$75	$413
55420	33.0 to 36.3 feet	Vertical Change	.3	6 ft	18	LF	$75	$1,361
30408	47.0 to 49.4 feet	Cross Slope (PAR)	2.0-3.0%	6 ft	13	SF	$120	$1,584
59750	82.1 to 88.9 feet	Driveway				REF		
51100	90.9 to 91.9 feet	Vertical Change	-.3	6 ft	6	LF	$75	$413
59751	131.3 to 140.3 feet	Driveway				REF		
126	143.7 to 144.7 feet	Protruding Object		6 ft	6	JOB	$99	$99
30409	156.8 to 161.3 feet	Cross Slope (PAR)	2.0-3.0%	6 ft	25	SF	$120	$2,970
56811	161.3 to 162.3 feet	Vertical Change	.5	6 ft	6	REF		
41428	165.8 to 166.8 feet	Vertical Change	-1.2	6 ft	6	SF	$75	$413
30411	172.0 to 174.3 feet	Cross Slope (PAR)	3.0-4.0%	6 ft	13	SF	$120	$1,518
57576	175.0 to 176.0 feet	Vertical Change	2.7	6 ft	6	SF	$75	$413
45385	177.6 to 178.6 feet	Vertical Change	-.5	6 ft	6	SF	$75	$413
30412	198.8 to 206.9 feet	Cross Slope (PAR)	2.0-3.0%	6 ft	45	SF	$120	$5,346

TOTAL COST FOR: SE *side of* **SONOMA AVE** *Starting at:* **9TH ST** **$16,871.25**

Funding Source: TBD **Year to be Completed** TBD

Street Side	Run ID	Survey Street Name	Starting Street Name	End Street Name	Priority
NW	51909241023	SONOMA AVE	SIDEWALK BEGINS	SIDEWALK ENDS	84

ID	Dist. from Corner	Barrier Type	As-is Measurement/Notes	Sidewalk Width	Qty	Unit	Cost	Total
59725	4.0 to 25.8 feet	Driveway				REF		
30102	9.5 to 15.5 feet	Cross Slope (Driveway)	12.0-13.0%	6 ft	33	SF	$40	**$1,320**
30105	18.0 to 20.8 feet	Cross Slope (Driveway)	13.014	6 ft	15	SF	$40	**$616**
55383	23.9 to 24.9 feet	Vertical Change	.3	6 ft	6	REF		
30106	28.1 to 39.8 feet	Cross Slope (PAR)	2.0-3.0%	6 ft	64	SF	$120	**$7,722**
55384	38.1 to 39.1 feet	Vertical Change	.3	6 ft	6	REF		
30109	42.1 to 45.4 feet	Cross Slope (PAR)	3.0-4.0%	6 ft	18	SF	$120	**$2,178**
30110	46.4 to 55.4 feet	Cross Slope (PAR)	2.0-3.0%	6 ft	50	SF	$120	**$5,940**
51076	53.3 to 54.3 feet	Vertical Change	-.3	6 ft	6	REF		

TOTAL COST FOR: NW *side of* **SONOMA AVE** *Starting at:* **SIDEWALK BEGINS** **$17,776.00**

Funding Source: TBD **Year to be Completed** TBD

Street Side	Run ID	Survey Street Name	Starting Street Name	End Street Name	Priority
NW	51909241031	SONOMA AVE	SIDEWALK BEGINS	SIDEWALK ENDS	71

ID	Dist. from Corner	Barrier Type	As-is Measurement/Notes	Sidewalk Width	Qty	Unit	Cost	Total
59728	2.8 to 18.8 feet	Driveway				REF		
30173	14.8 to 17.1 feet	Cross Slope (Driveway)	2.0-3.0%	6 ft	13	SF	$40	**$506**
30174	28.7 to 35.1 feet	Cross Slope (PAR)	2.0-3.0%	6 ft	35	SF	$120	**$4,224**
55396	36.7 to 37.7 feet	Vertical Change	.3	6 ft	6	LF	$75	**$413**
30176	39.4 to 46.1 feet	Cross Slope (PAR)	2.0-3.0%	6 ft	37	SF	$120	**$4,422**
30179	54.8 to 59.9 feet	Cross Slope (PAR)	2.0-3.0%	6 ft	28	SF	$120	**$3,366**

TOTAL COST FOR: NW *side of* **SONOMA AVE** *Starting at:* **SIDEWALK BEGINS** **$12,930.50**

Funding Source: TBD **Year to be Completed** TBD

Street Side	Run ID	Survey Street Name	Starting Street Name	End Street Name	Priority
NW	51909241038	SONOMA AVE	SIDEWALK BEGINS	SIDEWALK ENDS	89.25

ID	Dist. from Corner	Barrier Type	As-is Measurement/Notes	Sidewalk Width	Qty	Unit	Cost	Total
51087	7.2 to 10.5 feet	**Vertical Change**	-.3	6 ft	18	LF	$75	**$1,361**
56809	9.7 to 14.8 feet	**Vertical Change**	.5	6 ft	28	SF	$75	**$2,104**
59734	14.6 to 32.9 feet	Driveway				REF		
40872	15.2 to 16.2 feet	Running Slope	5.0-6.0%	6 ft	6	REF		
43523	35.7 to 36.7 feet	**Vertical Change**	-.6	6 ft	6	SF	$75	**$413**
51089	35.9 to 36.9 feet	**Vertical Change**	-.3	6 ft	6	LF	$75	**$413**
55407	73.6 to 74.6 feet	**Vertical Change**	.3	6 ft	6	LF	$75	**$413**
30230	74.8 to 76.4 feet	Cross Slope (PAR)	2.0-3.0%	6 ft	9	SF	$120	**$1,056**
30231	81.8 to 83.3 feet	Cross Slope (PAR)	2.0-3.0%	6 ft	8	SF	$120	**$990**
59735	88.6 to 107.0 feet	Driveway				REF		
30232	93.1 to 106.8 feet	**Cross Slope (Driveway)**	7.0-8.0%	6 ft	75	SF	$40	**$3,014**

TOTAL COST FOR: NW *side of* **SONOMA AVE** *Starting at:* **SIDEWALK BEGINS** **$9,762.50**

Funding Source: TBD **Year to be Completed** TBD

Street Side	Run ID	Survey Street Name	Starting Street Name	End Street Name	Priority
NW	51909241041	SONOMA AVE	SIDEWALK BEGINS	9TH ST	78

ID	Dist. from Corner	Barrier Type	As-is Measurement/Notes	Sidewalk Width	Qty	Unit	Cost	Total
30239	46.8 to 49.6 feet	Cross Slope (PAR)	2.0-3.0%	6 ft	15	SF	$120	**$1,848**
51091	47.6 to 48.6 feet	**Vertical Change**	-.3	6 ft	6	REF		
30241	51.1 to 58.8 feet	Cross Slope (PAR)	4.0-5.0%	6 ft	42	SF	$120	**$5,082**
30244	60.0 to 75.6 feet	Cross Slope (PAR)	2.0-3.0%	6 ft	86	SF	$120	**$10,296**
51092	79.7 to 80.7 feet	**Vertical Change**	-.3	6 ft	6	LF	$75	**$413**
51093	85.2 to 86.2 feet	**Vertical Change**	-.3	6 ft	6	LF	$75	**$413**
47726	105.0 to 106.0 feet	**Vertical Change**	-.4	6 ft	6	LF	$75	**$413**

TOTAL COST FOR: NW *side of* **SONOMA AVE** *Starting at:* **SIDEWALK BEGINS** **$18,463.50**

Funding Source: TBD **Year to be Completed** TBD

Street Side	Run ID	Survey Street Name	Starting Street Name	End Street Name	Priority
NW	51909241045	SONOMA AVE	SIDEWALK BEGINS	SIDEWALK ENDS	82

ID	Dist. from Corner	Barrier Type	As-is Measurement/Notes	Sidewalk Width	Qty	Unit	Cost	Total
30271	0.3 to 25.6 feet	Cross Slope (PAR)	2.0-3.0%	6 ft	139	SF	$120	**$16,698**
59738	25.6 to 35.0 feet	Driveway				REF		
30279	30.1 to 36.1 feet	**Cross Slope (Driveway)**	14.0-15.0%	6 ft	33	SF	$40	**$1,320**

TOTAL COST FOR: NW *side of* **SONOMA AVE** *Starting at:* **SIDEWALK BEGINS** **$18,018.00**

Funding Source: TBD **Year to be Completed** TBD

Street Side	Run ID	Survey Street Name	Starting Street Name	End Street Name	Priority
NW	51909241048	SONOMA AVE	SIDEWALK BEGINS	SIDEWALK ENDS	111.25

ID	Dist. from Corner	Barrier Type	As-is Measurement/Notes	Sidewalk Width	Qty	Unit	Cost	Total
59739	0.1 to 17.3 feet	Driveway				REF		
30281	0.5 to 4.3 feet	Cross Slope (Driveway)	12.0-13.0%	6 ft	21	SF	$40	**$836**
40877	0.8 to 1.8 feet	Running Slope	6.0-7.0%	6 ft	6	REF		
40878	1.8 to 2.8 feet	Running Slope	5.0-6.0%	6 ft	6	REF		
47728	4.9 to 5.9 feet	Vertical Change	-.4	6 ft	5	REF		
30283	6.5 to 7.8 feet	Cross Slope (Driveway)	14.0-15.0%	6 ft	7	SF	$40	**$286**
30284	10.3 to 15.7 feet	Cross Slope (Driveway)	14.0-15.0%	6 ft	30	SF	$40	**$1,188**
30286	15.7 to 16.7 feet	Cross Slope (Driveway)	12.0-13.0%	6 ft	6	SF	$40	**$220**
125	20.1 to 21.1 feet	Protruding Object		6 ft	5	JOB	$99	**$99**
30287	22.7 to 26.7 feet	Cross Slope (PAR)	4.0-5.0%	6 ft	22	SF	$120	**$2,640**
30289	29.0 to 30.7 feet	Cross Slope (PAR)	4.0-5.0%	6 ft	9	SF	$120	**$1,122**
30290	33.6 to 43.7 feet	Cross Slope (PAR)	4.0-5.0%	6 ft	56	SF	$120	**$6,666**
59740	43.9 to 55.4 feet	Driveway				REF		
55413	44.6 to 45.6 feet	Vertical Change	.3	6 ft	6	REF		
30292	49.6 to 56.4 feet	Cross Slope (Driveway)	14.0-15.0%	6 ft	37	SF	$40	**$1,496**

TOTAL COST FOR: NW *side of* **SONOMA AVE** *Starting at:* **SIDEWALK BEGINS** **$14,553.00**

Funding Source: TBD **Year to be Completed** TBD

Street Side	Run ID	Survey Street Name	Starting Street Name	End Street Name	Priority
S	51909241136	SONOMA AVE	SIDEWALK BEGINS	SIDEWALK ENDS	110.25

ID	Dist. from Corner	Barrier Type	As-is Measurement/Notes	Sidewalk Width	Qty	Unit	Cost	Total
59756	2.4 to 22.3 feet	Driveway				REF		
40891	22.3 to 23.7 feet	Running Slope	5.0-6.0%	6 ft	8	REF		
42350	23.2 to 24.2 feet	Vertical Change	-.7	6 ft	6	SF	$75	$413
30469	27.1 to 31.3 feet	Cross Slope (PAR)	5.0-6.0%	6 ft	23	SF	$120	$2,772
30471	33.0 to 34.6 feet	Cross Slope (PAR)	6.0-7.0%	6 ft	9	SF	$120	$1,056
30472	37.1 to 40.8 feet	Cross Slope (PAR)	5.0-6.0%	6 ft	20	SF	$120	$2,442
30474	40.8 to 54.4 feet	Cross Slope (PAR)	3.0-4.0%	6 ft	75	SF	$120	$8,976
41342	42.3 to 43.3 feet	Vertical Change	-1.4	6 ft	6	REF		
30479	54.4 to 56.3 feet	Cross Slope (PAR)	2.0-3.0%	6 ft	10	SF	$120	$1,254
56418	58.2 to 59.2 feet	Vertical Change	.4	6 ft	6	LF	$75	$413
56419	71.5 to 72.5 feet	Vertical Change	.4	6 ft	6	LF	$75	$413
45386	88.6 to 89.6 feet	Vertical Change	-.5	6 ft	6	SF	$75	$413
51101	102.7 to 103.7 feet	Vertical Change	-.3	6 ft	6	LF	$75	$413
41687	111.4 to 112.4 feet	Vertical Change	-.9	6 ft	6	SF	$75	$413
51102	129.6 to 130.6 feet	Vertical Change	-.3	6 ft	6	LF	$75	$413
51103	132.8 to 133.8 feet	Vertical Change	-.3	6 ft	6	LF	$75	$413
51104	151.8 to 152.8 feet	Vertical Change	-.3	6 ft	6	LF	$75	$413
30481	161.7 to 174.8 feet	Cross Slope (PAR)	2.0-3.0%	6 ft	72	SF	$120	$8,646
41566	173.6 to 174.6 feet	Vertical Change	-1	6 ft	6	REF		
30485	174.8 to 185.1 feet	Cross Slope (PAR)	4.0-5.0%	6 ft	57	SF	$120	$6,798
59758	184.1 to 201.9 feet	Driveway				REF		
56420	184.8 to 185.8 feet	Vertical Change	.4	6 ft	6	REF		
30489	186.1 to 187.2 feet	Cross Slope (Driveway)	6.0-7.0%	6 ft	6	SF	$40	$242
30490	190.5 to 199.6 feet	Cross Slope (Driveway)	>15%	6 ft	50	SF	$40	$2,002
30492	199.8 to 202.8 feet	Cross Slope (Driveway)	13.014	6 ft	17	SF	$40	$660
40892	203.8 to 205.2 feet	Running Slope	5.0-6.0%	6 ft	8	SF	$120	$924
51105	204.6 to 205.6 feet	Vertical Change	-.3	6 ft	6	LF	$75	$413
30494	206.3 to 216.1 feet	Cross Slope (PAR)	5.0-6.0%	6 ft	54	SF	$120	$6,468

TOTAL COST FOR: S *side of* **SONOMA AVE** *Starting at:* **SIDEWALK BEGINS** **$46,365.00**

Funding Source: TBD **Year to be Completed** TBD

Street Side	Run ID	Survey Street Name	Starting Street Name	End Street Name	Priority
SE	51909241101	SONOMA AVE	SIDEWALK BEGINS	SIDEWALK ENDS	94

ID	Dist. from Corner	Barrier Type	As-is Measurement/Notes	Sidewalk Width	Qty	Unit	Cost	Total
30338	0.0 to 33.7 feet	Cross Slope (PAR)	2.0-3.0%	6 ft	185	SF	$120	**$22,242**
59743	1.1 to 6.7 feet	Driveway				REF		
30347	36.7 to 59.2 feet	Cross Slope (PAR)	2.0-3.0%	6 ft	124	SF	$120	**$14,850**
59744	54.1 to 64.2 feet	Driveway				REF		
55414	64.1 to 65.1 feet	**Vertical Change**	.3	6 ft	6	REF		
30352	64.5 to 83.3 feet	**Cross Slope (Driveway)**	2.0-3.0%	6 ft	103	SF	$40	**$4,136**
30359	85.4 to 94.1 feet	Cross Slope (PAR)	3.0-4.0%	6 ft	48	SF	$120	**$5,742**
55415	96.5 to 97.5 feet	**Vertical Change**	.3	6 ft	6	REF		
30362	97.3 to 107.7 feet	Cross Slope (PAR)	3.0-4.0%	6 ft	57	SF	$120	**$6,864**
41316	109.1 to 110.1 feet	**Vertical Change**	-1.5	6 ft	6	REF		
30364	109.1 to 118.0 feet	Cross Slope (PAR)	2.0-3.0%	6 ft	49	SF	$120	**$5,874**
30367	118.3 to 123.9 feet	Cross Slope (PAR)	4.0-5.0%	6 ft	31	SF	$120	**$3,696**
57074	121.6 to 122.6 feet	**Vertical Change**	.6	6 ft	6	REF		
30370	126.8 to 133.1 feet	Cross Slope (PAR)	2.0-3.0%	6 ft	35	SF	$120	**$4,158**
59745	133.7 to 142.3 feet	Driveway				REF		
30371	138.3 to 145.4 feet	**Cross Slope (Driveway)**	2.0-3.0%	6 ft	39	SF	$40	**$1,562**

TOTAL COST FOR: SE *side of* **SONOMA AVE** *Starting at:* **SIDEWALK BEGINS** **$69,124.00**

Funding Source: TBD **Year to be Completed** TBD

Street Side	Run ID	Survey Street Name	Starting Street Name	End Street Name	Priority
SE	51909241105	SONOMA AVE	SIDEWALK BEGINS	SIDEWALK ENDS	105

ID	Dist. from Corner	Barrier Type	As-is Measurement/Notes	Sidewalk Width	Qty	Unit	Cost	Total
30378	15.4 to 18.5 feet	Cross Slope (PAR)	10.0-11.0%	6 ft	17	SF	$120	**$2,046**
30379	25.0 to 40.4 feet	Cross Slope (PAR)	2.0-3.0%	6 ft	85	SF	$120	**$10,164**
55416	36.7 to 37.7 feet	**Vertical Change**	.3	6 ft	6	REF		
30382	40.6 to 46.6 feet	Cross Slope (PAR)	4.0-5.0%	6 ft	33	SF	$120	**$3,960**
59747	46.6 to 66.3 feet	Driveway				REF		
30384	50.9 to 52.1 feet	**Cross Slope (Driveway)**	11.0-12.0%	6 ft	7	SF	$40	**$264**
30385	53.7 to 66.8 feet	**Cross Slope (Driveway)**	14.0-15.0%	6 ft	72	SF	$40	**$2,882**

TOTAL COST FOR: SE *side of* **SONOMA AVE** *Starting at:* **SIDEWALK BEGINS** **$19,316.00**

Funding Source: TBD **Year to be Completed** TBD

Street Side	Run ID	Survey Street Name	Starting Street Name	End Street Name	Priority
SE	51909241108	SONOMA AVE	SIDEWALK BEGINS	10TH ST	69.5

ID	Dist. from Corner	Barrier Type	As-is Measurement/Notes	Sidewalk Width	Qty	Unit	Cost	Total
30402	0.0 to 1.2 feet	Cross Slope (PAR)	3.0-4.0%	6 ft	7	SF	$120	**$792**
40885	22.1 to 24.4 feet	Running Slope	9.0-10.0%	6 ft	13	SF	$120	**$1,518**

TOTAL COST FOR: SE *side of* **SONOMA AVE** *Starting at:* **SIDEWALK BEGINS** **$2,310.00**

Funding Source: TBD **Year to be Completed** TBD

Street Side	Run ID	Survey Street Name	Starting Street Name	End Street Name	Priority
SE	51909241115	SONOMA AVE	SIDEWALK BEGINS	SIDEWALK ENDS	76.25

ID	Dist. from Corner	Barrier Type	As-is Measurement/Notes	Sidewalk Width	Qty	Unit	Cost	Total
30418	20.7 to 21.7 feet	Cross Slope (PAR)	2.0-3.0%	6 ft	6	SF	$120	**$660**
30419	24.3 to 25.7 feet	Cross Slope (PAR)	2.0-3.0%	6 ft	8	SF	$120	**$924**
57075	25.3 to 26.3 feet	**Vertical Change**	.6	6 ft	6	REF		
30420	31.1 to 42.8 feet	Cross Slope (PAR)	2.0-3.0%	6 ft	64	SF	$120	**$7,722**
40888	41.6 to 42.8 feet	Running Slope	5.0-6.0%	6 ft	7	REF		

TOTAL COST FOR: SE *side of* **SONOMA AVE** *Starting at:* **SIDEWALK BEGINS** **$9,306.00**

Funding Source: TBD **Year to be Completed** TBD

Street Side	Run ID	Survey Street Name	Starting Street Name	End Street Name	Priority
SE	51909241124	SONOMA AVE	SIDEWALK BEGINS	6TH ST	85.25

ID	Dist. from Corner	Barrier Type	As-is Measurement/Notes	Sidewalk Width	Qty	Unit	Cost	Total
30422	5.0 to 12.8 feet	Cross Slope (PAR)	2.0-3.0%	6 ft	43	SF	$120	**$5,148**
30424	16.8 to 19.3 feet	Cross Slope (PAR)	2.0-3.0%	6 ft	14	SF	$120	**$1,650**
30425	42.9 to 46.3 feet	Cross Slope (PAR)	2.0-3.0%	6 ft	19	SF	$120	**$2,244**
59753	90.2 to 109.1 feet	Driveway				REF		
30426	98.9 to 101.5 feet	**Cross Slope (Driveway)**	>15%	6 ft	14	SF	$40	**$572**
40889	103.3 to 104.7 feet	Running Slope	5.0-6.0%	6 ft	8	REF		
30427	110.6 to 112.0 feet	Cross Slope (PAR)	2.0-3.0%	6 ft	8	SF	$120	**$924**

TOTAL COST FOR: SE *side of* **SONOMA AVE** *Starting at:* **SIDEWALK BEGINS** **$10,538.00**

Funding Source: TBD **Year to be Completed** TBD

Street Side	Run ID	Survey Street Name	Starting Street Name	End Street Name	Priority
SE	51909241130	SONOMA AVE	SIDEWALK BEGINS	4TH ST	92

ID	Dist. from Corner	Barrier Type	As-is Measurement/Notes	Sidewalk Width	Qty	Unit	Cost	Total
59754	0.0 to 22.3 feet	Driveway				REF		
30428	3.9 to 12.9 feet	Cross Slope (Driveway)	11.0-12.0%	6 ft	50	SF	$40	**$1,980**
30431	13.5 to 19.3 feet	Cross Slope (Driveway)	9.0-10.0%	6 ft	32	SF	$40	**$1,276**
56812	19.9 to 23.2 feet	Vertical Change	.5	6 ft	18	REF		
30433	28.8 to 34.3 feet	Cross Slope (PAR)	2.0-3.0%	6 ft	30	SF	$120	**$3,630**
127	31.2 to 32.2 feet	Continuous Width		6 ft	6	SF	$120	**$660**
30434	39.8 to 42.7 feet	Cross Slope (PAR)	2.0-3.0%	6 ft	16	SF	$120	**$1,914**
30435	69.6 to 73.5 feet	Cross Slope (PAR)	2.0-3.0%	6 ft	21	SF	$120	**$2,574**
30436	83.5 to 93.6 feet	Cross Slope (PAR)	2.0-3.0%	6 ft	56	SF	$120	**$6,666**
55423	83.8 to 84.8 feet	Vertical Change	.3	6 ft	6	REF		

TOTAL COST FOR: SE *side of* **SONOMA AVE** *Starting at:* **SIDEWALK BEGINS** **$18,700.00**

Funding Source: TBD **Year to be Completed** TBD

Street Side	Run ID	Survey Street Name	Starting Street Name	End Street Name	Priority
E	1908231007	SPRUCE CT	COTTONWOOD DR	COTTONWOOD DR	63

ID	Dist. from Corner	Barrier Type	As-is Measurement/Notes	Sidewalk Width	Qty	Unit	Cost	Total
13237	0.0 to 33.8 feet	Cross Slope (PAR)	2.0-3.0%	5 ft	169	SF	$120	**$20,280**
41204	7.0 to 8.0 feet	Vertical Change	-2.38	5 ft	5	REF		
44572	15.3 to 16.3 feet	Vertical Change	-.55	5 ft	5	REF		
58687	19.3 to 44.8 feet	Driveway				REF		
41176	19.5 to 20.5 feet	Vertical Change	-3.18	5 ft	5	REF		
43063	25.2 to 26.2 feet	Vertical Change	-.64	5 ft	5	REF		
44975	28.4 to 29.4 feet	Vertical Change	-.53	5 ft	5	REF		
45849	31.7 to 32.7 feet	Vertical Change	-.49	5 ft	5	REF		
46735	34.9 to 35.9 feet	Vertical Change	-.45	5 ft	5	REF		
45850	38.6 to 39.6 feet	Vertical Change	-.49	5 ft	5	REF		
13241	39.3 to 59.6 feet	Cross Slope (Driveway)	2.0-3.0%	5 ft	102	SF	$40	**$4,060**
47182	42.1 to 43.1 feet	Vertical Change	-.43	5 ft	5	REF		
48931	46.0 to 47.0 feet	Vertical Change	-.37	5 ft	5	REF		
46958	53.1 to 54.1 feet	Vertical Change	-.44	5 ft	5	REF		
58688	53.5 to 84.3 feet	Driveway				REF		
46060	62.4 to 63.4 feet	Vertical Change	-.48	5 ft	5	REF		
13244	63.5 to 66.8 feet	Cross Slope (Driveway)	2.0-3.0%	5 ft	17	SF	$40	**$660**
46280	66.1 to 67.1 feet	Vertical Change	-.47	5 ft	5	REF		
49863	69.7 to 70.7 feet	Vertical Change	-.34	5 ft	5	REF		
13245	75.8 to 82.7 feet	Cross Slope (Driveway)	2.0-3.0%	5 ft	35	SF	$40	**$1,380**
47183	76.6 to 77.6 feet	Vertical Change	-.43	5 ft	5	REF		
48083	79.7 to 80.7 feet	Vertical Change	-.4	5 ft	5	REF		
49864	83.4 to 84.4 feet	Vertical Change	-.34	5 ft	5	REF		
13246	85.3 to 93.1 feet	Cross Slope (PAR)	2.0-3.0%	5 ft	39	SF	$120	**$4,680**
50584	88.0 to 89.0 feet	Vertical Change	-.32	5 ft	5	REF		
47434	99.5 to 100.5 feet	Vertical Change	-.42	5 ft	5	REF		
13250	99.5 to 133.3 feet	Cross Slope (PAR)	2.0-3.0%	5 ft	169	SF	$120	**$20,280**
48645	126.3 to 127.3 feet	Vertical Change	-.38	5 ft	5	REF		

Funding Source: TBD **Year to be Completed** TBD

Street Side	Run ID	Survey Street Name	Starting Street Name	End Street Name	Priority
E	1908231007	SPRUCE CT	COTTONWOOD DR	COTTONWOOD DR	63

ID	Dist. from Corner	Barrier Type	As-is Measurement/Notes	Sidewalk Width	Qty	Unit	Cost	Total
58689	127.7 to 155.4 feet	Driveway				REF		
13253	135.6 to 138.9 feet	Cross Slope (Driveway)	7.0-8.0%	5 ft	17	SF	$40	**$660**
13255	138.9 to 145.3 feet	Cross Slope (Driveway)	5.0-6.0%	5 ft	32	SF	$40	**$1,280**
52311	142.0 to 143.0 feet	Vertical Change	-.29	5 ft	5	REF		
13257	145.3 to 151.0 feet	Cross Slope (Driveway)	3.0-4.0%	5 ft	28	SF	$40	**$1,140**
47435	146.3 to 147.3 feet	Vertical Change	-.42	5 ft	5	REF		
13259	151.0 to 156.7 feet	Cross Slope (Driveway)	5.0-6.0%	5 ft	28	SF	$40	**$1,140**
13261	156.7 to 164.0 feet	Cross Slope (PAR)	3.0-4.0%	5 ft	37	SF	$120	**$4,380**
13262	164.0 to 178.3 feet	Cross Slope (PAR)	2.0-3.0%	5 ft	72	SF	$120	**$8,580**
58690	164.1 to 208.2 feet	Driveway				REF		
56648	171.7 to 172.7 feet	Vertical Change	.49	5 ft	5	REF		
43978	176.2 to 177.2 feet	Vertical Change	-.58	5 ft	5	REF		
45851	181.8 to 182.8 feet	Vertical Change	-.49	5 ft	5	REF		
13266	185.5 to 188.7 feet	Cross Slope (Driveway)	2.0-3.0%	5 ft	16	SF	$40	**$640**
42833	186.4 to 187.4 feet	Vertical Change	-.66	5 ft	5	REF		
44156	190.1 to 191.1 feet	Vertical Change	-.57	5 ft	5	REF		
43191	194.0 to 195.0 feet	Vertical Change	-.63	5 ft	5	REF		
13267	194.9 to 200.9 feet	Cross Slope (Driveway)	2.0-3.0%	5 ft	30	SF	$40	**$1,200**
44357	197.8 to 198.8 feet	Vertical Change	-.56	5 ft	5	REF		
13269	200.9 to 203.7 feet	Cross Slope (Driveway)	4.0-5.0%	5 ft	14	SF	$40	**$560**
43192	201.5 to 202.5 feet	Vertical Change	-.63	5 ft	5	REF		
13271	204.6 to 208.2 feet	Cross Slope (Driveway)	7.0-8.0%	5 ft	18	SF	$40	**$720**
41251	209.8 to 210.8 feet	Vertical Change	-1.86	5 ft	5	SF	$75	**$375**
13273	211.0 to 227.3 feet	Cross Slope (PAR)	2.0-3.0%	5 ft	82	SF	$120	**$9,780**
45356	217.9 to 218.9 feet	Vertical Change	-.51	5 ft	5	REF		
58691	220.3 to 250.9 feet	Driveway				REF		
41321	224.0 to 225.0 feet	Vertical Change	-1.49	5 ft	5	REF		
44358	226.9 to 227.9 feet	Vertical Change	-.56	5 ft	5	REF		

Funding Source: TBD **Year to be Completed** TBD

Street Side	Run ID	Survey Street Name	Starting Street Name	End Street Name	Priority
E	1908231007	SPRUCE CT	COTTONWOOD DR	COTTONWOOD DR	63

ID	Dist. from Corner	Barrier Type	As-is Measurement/Notes	Sidewalk Width	Qty	Unit	Cost	Total
13275	228.0 to 231.3 feet	Cross Slope (Driveway)	5.0-6.0%	5 ft	17	SF	$40	**$660**
13276	232.3 to 233.6 feet	Cross Slope (Driveway)	3.0-4.0%	5 ft	7	SF	$40	**$260**
44784	233.1 to 234.1 feet	Vertical Change	-.54	5 ft	5	REF		
13277	233.6 to 245.0 feet	Cross Slope (Driveway)	2.0-3.0%	5 ft	57	SF	$40	**$2,280**
46061	236.5 to 237.5 feet	Vertical Change	-.48	5 ft	5	REF		
45162	240.0 to 241.0 feet	Vertical Change	-.52	5 ft	5	REF		
47184	244.2 to 245.2 feet	Vertical Change	-.43	5 ft	5	REF		
13280	245.0 to 248.4 feet	Cross Slope (Driveway)	4.0-5.0%	5 ft	17	SF	$40	**$680**
13282	248.4 to 249.5 feet	Cross Slope (Driveway)	6.0-7.0%	5 ft	6	SF	$40	**$220**
13283	249.5 to 250.9 feet	Cross Slope (Driveway)	5.0-6.0%	5 ft	7	SF	$40	**$280**
44157	251.4 to 252.4 feet	Vertical Change	-.57	5 ft	5	REF		
13284	252.7 to 260.7 feet	Cross Slope (PAR)	2.0-3.0%	5 ft	40	SF	$120	**$4,800**
58692	254.3 to 294.3 feet	Driveway				REF		
42066	260.6 to 261.6 feet	Vertical Change	-.76	5 ft	5	REF		
13286	262.9 to 267.5 feet	Cross Slope (Driveway)	6.0-7.0%	5 ft	23	SF	$40	**$920**
13287	267.5 to 275.3 feet	Cross Slope (Driveway)	5.0-6.0%	5 ft	39	SF	$40	**$1,560**
44785	269.7 to 270.7 feet	Vertical Change	-.54	5 ft	5	REF		
45652	272.8 to 273.8 feet	Vertical Change	-.5	5 ft	5	REF		
13289	275.3 to 288.7 feet	Cross Slope (Driveway)	3.0-4.0%	5 ft	67	SF	$40	**$2,680**
45653	276.1 to 277.1 feet	Vertical Change	-.5	5 ft	5	REF		
46281	279.5 to 280.5 feet	Vertical Change	-.47	5 ft	5	REF		
48646	282.9 to 283.9 feet	Vertical Change	-.38	5 ft	5	REF		
13291	288.7 to 291.2 feet	Cross Slope (Driveway)	5.0-6.0%	5 ft	13	SF	$40	**$500**
13292	291.2 to 294.6 feet	Cross Slope (Driveway)	6.0-7.0%	5 ft	17	SF	$40	**$680**
46736	296.5 to 297.5 feet	Vertical Change	-.45	5 ft	5	REF		
13293	296.9 to 298.1 feet	Cross Slope (PAR)	2.0-3.0%	5 ft	6	SF	$120	**$720**
58693	299.8 to 329.8 feet	Driveway				REF		
48084	306.8 to 307.8 feet	Vertical Change	-.4	5 ft	5	REF		

Funding Source: TBD **Year to be Completed** TBD

Street Side	Run ID	Survey Street Name	Starting Street Name	End Street Name	Priority
E	1908231007	SPRUCE CT	COTTONWOOD DR	COTTONWOOD DR	63

ID	Dist. from Corner	Barrier Type	As-is Measurement/Notes	Sidewalk Width	Qty	Unit	Cost	Total
13294	306.8 to 307.9 feet	Cross Slope (Driveway)	2.0-3.0%	5 ft	5	SF	$40	**$220**
13295	309.7 to 323.5 feet	Cross Slope (Driveway)	5.0-6.0%	5 ft	69	SF	$40	**$2,760**
48364	319.2 to 320.2 feet	Vertical Change	-.39	5 ft	5	REF		
13298	323.5 to 328.6 feet	Cross Slope (Driveway)	6.0-7.0%	5 ft	26	SF	$40	**$1,020**
13300	331.2 to 332.2 feet	Cross Slope (PAR)	2.0-3.0%	5 ft	5	SF	$120	**$600**
43500	331.9 to 332.9 feet	Vertical Change	-.61	5 ft	5	REF		
13301	342.0 to 389.3 feet	Cross Slope (PAR)	2.0-3.0%	5 ft	237	SF	$120	**$28,380**
44786	347.0 to 348.0 feet	Vertical Change	-.54	5 ft	5	REF		
41419	355.2 to 356.2 feet	Vertical Change	-1.23	5 ft	5	REF		
58694	372.4 to 413.8 feet	Driveway				REF		
45654	372.7 to 373.7 feet	Vertical Change	-.5	5 ft	5	REF		
44573	376.9 to 377.9 feet	Vertical Change	-.55	5 ft	5	REF		
53815	380.9 to 381.9 feet	Vertical Change	-.26	5 ft	5	REF		
50204	385.2 to 386.2 feet	Vertical Change	-.33	5 ft	5	REF		
49223	389.8 to 390.8 feet	Vertical Change	-.36	5 ft	5	REF		
13308	396.9 to 409.8 feet	Cross Slope (Driveway)	2.0-3.0%	5 ft	65	SF	$40	**$2,580**
46737	397.9 to 398.9 feet	Vertical Change	-.45	5 ft	5	REF		
46959	405.4 to 406.4 feet	Vertical Change	-.44	5 ft	5	REF		
54120	408.9 to 412.7 feet	Vertical Change	-.25	5 ft	19	REF		
13310	409.8 to 415.7 feet	Cross Slope (Driveway)	4.0-5.0%	5 ft	30	SF	$40	**$1,180**
44976	413.0 to 418.6 feet	Vertical Change	-.53	5 ft	28	REF		
13312	415.7 to 442.7 feet	Cross Slope (PAR)	2.0-3.0%	5 ft	135	SF	$120	**$16,200**
44359	425.6 to 426.6 feet	Vertical Change	-.56	5 ft	5	REF		
58695	425.8 to 457.1 feet	Driveway				REF		
42021	433.2 to 437.4 feet	Vertical Change	-.77	5 ft	21	REF		
43979	440.1 to 441.1 feet	Vertical Change	-.58	5 ft	5	REF		
44158	443.8 to 444.8 feet	Vertical Change	-.57	5 ft	5	REF		
43501	447.3 to 448.3 feet	Vertical Change	-.61	5 ft	5	REF		

Funding Source: TBD **Year to be Completed** TBD

Street Side	Run ID	Survey Street Name	Starting Street Name	End Street Name	Priority
E	1908231007	SPRUCE CT	COTTONWOOD DR	COTTONWOOD DR	63

ID	Dist. from Corner	Barrier Type	As-is Measurement/Notes	Sidewalk Width	Qty	Unit	Cost	Total
44159	450.4 to 451.4 feet	Vertical Change	-.57	5 ft	5	REF		
43980	453.8 to 454.8 feet	Vertical Change	-.58	5 ft	5	REF		
13317	454.4 to 480.7 feet	Cross Slope (Driveway)	2.0-3.0%	5 ft	132	SF	$40	**$5,260**
44788	457.3 to 462.9 feet	Vertical Change	-.54	5 ft	28	REF		
44576	466.3 to 467.3 feet	Vertical Change	-.55	5 ft	5	REF		
41217	476.1 to 477.1 feet	Vertical Change	-2.17	5 ft	5	REF		

TOTAL COST FOR: E *side of* **SPRUCE CT** *Starting at:* **COTTONWOOD DR** **$156,235.00**

Funding Source: TBD **Year to be Completed** TBD

Street Side	Run ID	Survey Street Name	Starting Street Name	End Street Name	Priority
W	1909231555	TAFT CT	2010 TAFT CT	PALM PKY	65

ID	Dist. from Corner	Barrier Type	As-is Measurement/Notes	Sidewalk Width	Qty	Unit	Cost	Total
14211	0.0 to 5.3 feet	Cross Slope (PAR)	3.0-4.0%	5 ft	27	SF	$120	**$3,180**
14213	5.6 to 26.4 feet	Cross Slope (PAR)	5.0-6.0%	5 ft	104	SF	$120	**$12,480**
57523	12.2 to 13.2 feet	**Vertical Change**	2	5 ft	5	REF		
57468	21.6 to 22.6 feet	**Vertical Change**	1.5	5 ft	5	REF		
14218	29.5 to 58.3 feet	Cross Slope (PAR)	4.0-5.0%	5 ft	144	SF	$120	**$17,280**
58770	56.4 to 78.8 feet	Driveway				REF		
55991	56.7 to 57.7 feet	**Vertical Change**	.4	5 ft	5	REF		
14226	61.4 to 74.9 feet	**Cross Slope (Driveway)**	9.0-10.0%	5 ft	68	SF	$40	**$2,700**
14230	78.9 to 82.0 feet	**Cross Slope (Driveway)**	3.0-4.0%	5 ft	15	SF	$40	**$620**
14231	83.5 to 87.4 feet	Cross Slope (PAR)	2.0-3.0%	5 ft	20	SF	$120	**$2,340**
58771	86.5 to 108.9 feet	Driveway				REF		
14233	91.0 to 107.4 feet	**Cross Slope (Driveway)**	9.0-10.0%	5 ft	82	SF	$40	**$3,280**
54166	107.6 to 108.6 feet	**Vertical Change**	.3	5 ft	5	REF		
14237	109.2 to 119.3 feet	**Cross Slope (Driveway)**	4.0-5.0%	5 ft	51	SF	$40	**$2,020**
14241	120.2 to 131.4 feet	Cross Slope (PAR)	2.0-3.0%	5 ft	56	SF	$120	**$6,720**
14244	131.9 to 142.7 feet	Cross Slope (PAR)	4.0-5.0%	5 ft	54	SF	$120	**$6,480**
58772	141.4 to 163.6 feet	Driveway				REF		
14248	147.5 to 159.3 feet	**Cross Slope (Driveway)**	10.0-11.0%	5 ft	59	SF	$40	**$2,360**
14251	164.1 to 191.8 feet	**Cross Slope (Driveway)**	3.0-4.0%	5 ft	139	SF	$40	**$5,540**
54167	188.3 to 191.1 feet	**Vertical Change**	.3	5 ft	14	REF		
14258	191.8 to 194.3 feet	Cross Slope (PAR)	2.0-3.0%	5 ft	13	SF	$120	**$1,500**

TOTAL COST FOR: W *side of* **TAFT CT** *Starting at:* **2010 TAFT CT** **$66,500.00**

Funding Source: TBD **Year to be Completed** TBD

Street Side	Run ID	Survey Street Name	Starting Street Name	End Street Name	Priority
E	1909231551	TAFT CT	PALM PKY	2006 TAFT CT	64.25

ID	Dist. from Corner	Barrier Type	As-is Measurement/Notes	Sidewalk Width	Qty	Unit	Cost	Total
14259	0.0 to 29.5 feet	Cross Slope (PAR)	2.0-3.0%	5 ft	148	SF	$120	**$17,700**
14262	29.8 to 31.9 feet	Cross Slope (PAR)	4.0-5.0%	5 ft	11	SF	$120	**$1,260**
58773	30.7 to 53.3 feet	Driveway				REF		
54169	30.8 to 31.8 feet	**Vertical Change**	.3	5 ft	5	REF		
14263	35.7 to 50.1 feet	**Cross Slope (Driveway)**	10.0-11.0%	5 ft	72	SF	$40	**$2,880**
56649	41.3 to 42.3 feet	**Vertical Change**	.5	5 ft	5	REF		
14268	50.1 to 51.1 feet	**Cross Slope (Driveway)**	8.0-9.0%	5 ft	5	SF	$40	**$200**
54170	51.6 to 52.6 feet	**Vertical Change**	.3	5 ft	5	REF		
14269	52.5 to 54.8 feet	**Cross Slope (Driveway)**	5.0-6.0%	5 ft	12	SF	$40	**$460**
14271	55.3 to 85.6 feet	Cross Slope (PAR)	3.0-4.0%	5 ft	152	SF	$120	**$18,180**
58774	84.8 to 107.8 feet	Driveway				REF		
14278	88.2 to 102.1 feet	**Cross Slope (Driveway)**	8.0-9.0%	5 ft	70	SF	$40	**$2,780**
54171	96.0 to 97.0 feet	**Vertical Change**	.3	5 ft	5	REF		
14282	102.1 to 103.8 feet	**Cross Slope (Driveway)**	10.0-11.0%	5 ft	9	SF	$40	**$340**
54172	106.1 to 107.1 feet	**Vertical Change**	.3	5 ft	5	REF		
14283	108.4 to 109.6 feet	**Cross Slope (Driveway)**	3.0-4.0%	5 ft	6	SF	$40	**$240**
14284	110.1 to 115.8 feet	Cross Slope (PAR)	2.0-3.0%	5 ft	29	SF	$120	**$3,420**
58775	114.8 to 138.6 feet	Driveway				REF		
14286	119.0 to 135.1 feet	**Cross Slope (Driveway)**	8.0-9.0%	5 ft	81	SF	$40	**$3,220**
14292	137.6 to 140.0 feet	**Cross Slope (Driveway)**	4.0-5.0%	5 ft	12	SF	$40	**$480**
14294	142.4 to 189.9 feet	Cross Slope (PAR)	2.0-3.0%	5 ft	238	SF	$120	**$28,500**
14299	192.0 to 194.4 feet	Cross Slope (PAR)	2.0-3.0%	5 ft	12	SF	$120	**$1,440**
58776	193.0 to 215.5 feet	Driveway				REF		
14300	198.0 to 212.5 feet	**Cross Slope (Driveway)**	10.0-11.0%	5 ft	73	SF	$40	**$2,900**
14304	212.7 to 213.8 feet	**Cross Slope (Driveway)**	8.0-9.0%	5 ft	6	SF	$40	**$220**
14305	215.8 to 217.1 feet	**Cross Slope (Driveway)**	3.0-4.0%	5 ft	7	SF	$40	**$260**
14306	217.4 to 229.7 feet	Cross Slope (PAR)	2.0-3.0%	5 ft	62	SF	$120	**$7,380**
58777	228.6 to 252.8 feet	Driveway				REF		
40385	230.8 to 232.5 feet	Running Slope	8.0-9.0%	5 ft	9	REF		

Funding Source: TBD **Year to be Completed** TBD

Street Side	Run ID	Survey Street Name	Starting Street Name	End Street Name	Priority
E	1909231551	TAFT CT	PALM PKY	2006 TAFT CT	64.25

ID	Dist. from Corner	Barrier Type	As-is Measurement/Notes	Sidewalk Width	Qty	Unit	Cost	Total
14309	233.9 to 242.1 feet	Cross Slope (Driveway)	11.0-12.0%	5 ft	41	SF	$40	$1,640
14311	242.7 to 249.0 feet	Cross Slope (Driveway)	9.0-10.0%	5 ft	32	SF	$40	$1,260
40386	249.2 to 250.6 feet	Running Slope	5.0-6.0%	5 ft	7	REF		
14314	259.1 to 260.3 feet	Cross Slope (PAR)	2.0-3.0%	5 ft	6	SF	$120	$720
54173	261.0 to 262.0 feet	Vertical Change	.3	5 ft	5	LF	$75	$375
14315	274.5 to 275.8 feet	Cross Slope (PAR)	2.0-3.0%	5 ft	7	SF	$120	$780
58778	282.2 to 304.2 feet	Driveway				REF		
55992	282.4 to 283.4 feet	Vertical Change	.4	5 ft	5	REF		
14316	286.5 to 300.0 feet	Cross Slope (Driveway)	9.0-10.0%	5 ft	68	SF	$40	$2,700
54174	294.1 to 295.1 feet	Vertical Change	.3	5 ft	5	REF		
14319	300.8 to 302.1 feet	Cross Slope (Driveway)	7.0-8.0%	5 ft	7	SF	$40	$260
54175	302.8 to 303.8 feet	Vertical Change	.3	5 ft	5	REF		
14320	303.5 to 306.3 feet	Cross Slope (Driveway)	4.0-5.0%	5 ft	14	SF	$40	$560
14322	306.3 to 313.8 feet	Cross Slope (PAR)	2.0-3.0%	5 ft	38	SF	$120	$4,500
14324	316.4 to 342.6 feet	Cross Slope (PAR)	2.0-3.0%	5 ft	131	SF	$120	$15,720
14332	342.9 to 364.9 feet	Cross Slope (PAR)	4.0-5.0%	5 ft	110	SF	$120	$13,200
58779	363.5 to 387.0 feet	Driveway				REF		
14338	368.9 to 382.8 feet	Cross Slope (Driveway)	11.0-12.0%	5 ft	70	SF	$40	$2,780
14344	386.6 to 390.3 feet	Cross Slope (Driveway)	4.0-5.0%	5 ft	19	SF	$40	$740
54176	390.6 to 391.6 feet	Vertical Change	.3	5 ft	5	REF		
14346	390.6 to 398.6 feet	Cross Slope (PAR)	2.0-3.0%	5 ft	40	SF	$120	$4,800
55993	397.0 to 398.0 feet	Vertical Change	.4	5 ft	5	REF		
56	407.7 to 408.7 feet	Continuous Width		5 ft	5	SF	$120	$600
14349	409.3 to 412.0 feet	Cross Slope (PAR)	2.0-3.0%	5 ft	14	SF	$120	$1,620
14351	412.0 to 418.9 feet	Cross Slope (PAR)	4.0-5.0%	5 ft	35	SF	$120	$4,140
58780	417.3 to 441.2 feet	Driveway				REF		
14352	420.5 to 421.5 feet	Cross Slope (Driveway)	8.0-9.0%	5 ft	5	SF	$40	$200
14353	421.8 to 437.5 feet	Cross Slope (Driveway)	10.0-11.0%	5 ft	79	SF	$40	$3,140

Funding Source: TBD **Year to be Completed** TBD

Street Side	Run ID	Survey Street Name	Starting Street Name	End Street Name	Priority
E	1909231551	TAFT CT	PALM PKY	2006 TAFT CT	64.25

ID	Dist. from Corner	Barrier Type	As-is Measurement/Notes	Sidewalk Width	Qty	Unit	Cost	Total
14358	440.5 to 450.2 feet	Cross Slope (Driveway)	2.0-3.0%	5 ft	49	SF	$40	**$1,940**

TOTAL COST FOR: E *side of* **TAFT CT** *Starting at:* **PALM PKY** **$153,535.00**

Funding Source: TBD **Year to be Completed** TBD

Street Side	Run ID	Survey Street Name	Starting Street Name	End Street Name	Priority
W	1908230902	THOMAS CHIDLAW DR	CYPRESS LN	MAGNOLIA CT	54

ID	Dist. from Corner	Barrier Type	As-is Measurement/Notes	Sidewalk Width	Qty	Unit	Cost	Total
11608	0.0 to 27.4 feet	Cross Slope (PAR)	2.0-3.0%	5 ft	137	SF	$120	**$16,440**
42501	21.3 to 22.3 feet	**Vertical Change**	-.69	5 ft	5	REF		
11611	31.8 to 36.7 feet	Cross Slope (PAR)	2.0-3.0%	5 ft	25	SF	$120	**$2,940**
46483	33.8 to 34.8 feet	**Vertical Change**	-.46	5 ft	5	REF		
11612	39.9 to 80.1 feet	Cross Slope (PAR)	2.0-3.0%	5 ft	201	SF	$120	**$24,120**
52753	48.3 to 49.3 feet	**Vertical Change**	-.28	5 ft	5	REF		
51861	62.4 to 63.4 feet	**Vertical Change**	-.3	5 ft	5	REF		
11614	80.1 to 93.3 feet	Cross Slope (PAR)	4.0-5.0%	5 ft	66	SF	$120	**$7,920**
11618	93.3 to 175.9 feet	Cross Slope (PAR)	2.0-3.0%	5 ft	413	SF	$120	**$49,560**
50555	108.4 to 109.4 feet	**Vertical Change**	-.32	5 ft	5	REF		
53775	138.5 to 139.5 feet	**Vertical Change**	-.26	5 ft	5	REF		
50157	167.4 to 168.4 feet	**Vertical Change**	-.33	5 ft	5	REF		
11632	175.9 to 184.5 feet	Cross Slope (PAR)	4.0-5.0%	5 ft	43	SF	$120	**$5,160**
11634	184.5 to 187.1 feet	Cross Slope (PAR)	2.0-3.0%	5 ft	13	SF	$120	**$1,560**

TOTAL COST FOR: W *side of* **THOMAS CHIDLAW DR** *Starting at:* **CYPRESS LN** **$107,700.00**

Funding Source: TBD **Year to be Completed** TBD

Street Side	Run ID	Survey Street Name	Starting Street Name	End Street Name	Priority
W	1908230907	THOMAS CHIDLAW DR	MAGNOLIA CT	PARKRIDGE DR	90.25

ID	Dist. from Corner	Barrier Type	As-is Measurement/Notes	Sidewalk Width	Qty	Unit	Cost	Total
11687	0.0 to 71.3 feet	Cross Slope (PAR)	2.0-3.0%	5 ft	357	SF	$120	**$42,780**
49504	8.0 to 9.0 feet	**Vertical Change**	-.35	5 ft	5	REF		
46703	19.7 to 20.7 feet	**Vertical Change**	-.45	5 ft	5	REF		
49505	30.7 to 31.7 feet	**Vertical Change**	-.35	5 ft	5	REF		
49833	44.3 to 45.3 feet	**Vertical Change**	-.34	5 ft	5	REF		
44304	57.6 to 58.6 feet	**Vertical Change**	-.56	5 ft	5	REF		
58549	64.5 to 96.6 feet	Driveway				REF		
49186	71.2 to 72.2 feet	**Vertical Change**	-.36	5 ft	5	REF		
11696	74.6 to 91.3 feet	**Cross Slope (Driveway)**	8.0-9.0%	5 ft	84	SF	$40	**$3,340**
50158	80.3 to 81.3 feet	**Vertical Change**	-.33	5 ft	5	REF		
49506	89.4 to 90.4 feet	**Vertical Change**	-.35	5 ft	5	REF		
11699	91.3 to 94.3 feet	**Cross Slope (Driveway)**	10.0-11.0%	5 ft	15	SF	$40	**$600**
40366	93.8 to 95.1 feet	Running Slope	5.0-6.0%	5 ft	7	REF		
11701	97.8 to 129.8 feet	Cross Slope (PAR)	3.0-4.0%	5 ft	160	SF	$120	**$19,200**
48902	98.1 to 99.1 feet	**Vertical Change**	-.37	5 ft	5	REF		
53776	111.8 to 112.8 feet	**Vertical Change**	-.26	5 ft	5	REF		
11703	129.8 to 178.3 feet	Cross Slope (PAR)	5.0-6.0%	5 ft	242	SF	$120	**$29,100**
46029	167.1 to 168.1 feet	**Vertical Change**	-.48	5 ft	5	REF		
11706	178.3 to 181.3 feet	Cross Slope (PAR)	6.0-7.0%	5 ft	15	SF	$120	**$1,800**
11707	181.3 to 184.8 feet	Cross Slope (PAR)	5.0-6.0%	5 ft	18	SF	$120	**$2,100**
11709	184.8 to 186.8 feet	Cross Slope (PAR)	3.0-4.0%	5 ft	10	SF	$120	**$1,200**

TOTAL COST FOR: W *side of* **THOMAS CHIDLAW DR** *Starting at:* **MAGNOLIA CT** **$100,120.00**

Funding Source: TBD **Year to be Completed** TBD

Street Side	Run ID	Survey Street Name	Starting Street Name	End Street Name	Priority
E	1908230835	THOMAS CHIDLAW DR	PARKRIDGE DR	CYPRESS LN	90

ID	Dist. from Corner	Barrier Type	As-is Measurement/Notes	Sidewalk Width	Qty	Unit	Cost	Total
11216	0.0 to 6.1 feet	Cross Slope (PAR)	3.0-4.0%	5 ft	31	SF	$120	**$3,660**
58503	0.8 to 26.9 feet	Driveway				REF		
43027	5.9 to 6.9 feet	**Vertical Change**	-.64	5 ft	5	REF		
57294	6.0 to 7.0 feet	**Vertical Change**	.85	5 ft	5	REF		
11217	9.2 to 21.4 feet	**Cross Slope (Driveway)**	8.0-9.0%	5 ft	61	SF	$40	**$2,440**
45604	16.3 to 17.3 feet	**Vertical Change**	-.5	5 ft	5	REF		
11219	21.4 to 24.5 feet	**Cross Slope (Driveway)**	10.0-11.0%	5 ft	16	SF	$40	**$620**
40346	23.1 to 24.8 feet	Running Slope	5.0-6.0%	5 ft	9	REF		
11220	27.8 to 29.3 feet	Cross Slope (PAR)	3.0-4.0%	5 ft	8	SF	$120	**$900**
11221	29.3 to 59.5 feet	Cross Slope (PAR)	2.0-3.0%	5 ft	151	SF	$120	**$18,120**
58504	52.9 to 78.6 feet	Driveway				REF		
11226	63.3 to 76.3 feet	**Cross Slope (Driveway)**	10.0-11.0%	5 ft	65	SF	$40	**$2,600**
40347	75.5 to 77.8 feet	Running Slope	5.0-6.0%	5 ft	12	REF		
52743	78.7 to 79.7 feet	**Vertical Change**	-.28	5 ft	5	REF		
11230	79.9 to 81.6 feet	Cross Slope (PAR)	3.0-4.0%	5 ft	8	SF	$120	**$1,020**
11231	81.6 to 105.4 feet	Cross Slope (PAR)	2.0-3.0%	5 ft	119	SF	$120	**$14,280**
11233	105.4 to 120.9 feet	Cross Slope (PAR)	4.0-5.0%	5 ft	78	SF	$120	**$9,300**
58505	115.0 to 139.7 feet	Driveway				REF		
49828	120.8 to 121.8 feet	**Vertical Change**	-.34	5 ft	5	REF		
11235	124.5 to 132.3 feet	**Cross Slope (Driveway)**	12.0-13.0%	5 ft	39	SF	$40	**$1,560**
11237	132.3 to 137.8 feet	**Cross Slope (Driveway)**	10.0-11.0%	5 ft	28	SF	$40	**$1,100**
11238	140.8 to 197.3 feet	Cross Slope (PAR)	4.0-5.0%	5 ft	282	SF	$120	**$33,900**
51857	183.0 to 184.0 feet	**Vertical Change**	-.3	5 ft	5	REF		
58506	189.9 to 215.1 feet	Driveway				REF		
11247	200.6 to 208.4 feet	**Cross Slope (Driveway)**	10.0-11.0%	5 ft	39	SF	$40	**$1,560**
44929	207.1 to 208.1 feet	**Vertical Change**	-.53	5 ft	5	REF		
11249	208.4 to 214.0 feet	**Cross Slope (Driveway)**	12.0-13.0%	5 ft	28	SF	$40	**$1,120**
11251	218.1 to 265.2 feet	Cross Slope (PAR)	4.0-5.0%	5 ft	236	SF	$120	**$28,260**
53235	227.2 to 228.2 feet	**Vertical Change**	-.27	5 ft	5	REF		

Funding Source: TBD **Year to be Completed** TBD

Street Side	Run ID	Survey Street Name	Starting Street Name	End Street Name	Priority
E	1908230835	THOMAS CHIDLAW DR	PARKRIDGE DR	CYPRESS LN	90

ID	Dist. from Corner	Barrier Type	As-is Measurement/Notes	Sidewalk Width	Qty	Unit	Cost	Total
52275	237.9 to 238.9 feet	Vertical Change	-.29	5 ft	5	REF		
48330	252.4 to 253.4 feet	Vertical Change	-.39	5 ft	5	REF		
11259	265.2 to 281.7 feet	Cross Slope (PAR)	2.0-3.0%	5 ft	83	SF	$120	**$9,900**
50939	267.1 to 268.1 feet	Vertical Change	-.31	5 ft	5	REF		
58507	276.3 to 301.7 feet	Driveway				REF		
47644	281.9 to 282.9 feet	Vertical Change	-.41	5 ft	5	REF		
11261	285.2 to 299.3 feet	Cross Slope (Driveway)	10.0-11.0%	5 ft	71	SF	$40	**$2,820**
48598	291.7 to 292.7 feet	Vertical Change	-.38	5 ft	5	REF		
40348	298.8 to 300.3 feet	Running Slope	6.0-7.0%	5 ft	8	REF		
11263	303.1 to 314.4 feet	Cross Slope (PAR)	3.0-4.0%	5 ft	56	SF	$120	**$6,780**
11264	314.4 to 321.6 feet	Cross Slope (PAR)	2.0-3.0%	5 ft	36	SF	$120	**$4,320**
11266	321.6 to 338.0 feet	Cross Slope (PAR)	4.0-5.0%	5 ft	82	SF	$120	**$9,840**
58508	331.1 to 357.6 feet	Driveway				REF		
11268	341.4 to 355.4 feet	Cross Slope (Driveway)	10.0-11.0%	5 ft	70	SF	$40	**$2,800**
48331	349.2 to 350.2 feet	Vertical Change	-.39	5 ft	5	REF		
40349	354.4 to 356.6 feet	Running Slope	5.0-6.0%	5 ft	11	REF		
49184	357.5 to 358.5 feet	Vertical Change	-.36	5 ft	5	REF		
11270	359.0 to 396.4 feet	Cross Slope (PAR)	4.0-5.0%	5 ft	187	SF	$120	**$22,440**
53769	382.0 to 383.0 feet	Vertical Change	-.26	5 ft	5	REF		
58509	390.4 to 417.8 feet	Driveway				REF		
48332	397.1 to 398.1 feet	Vertical Change	-.39	5 ft	5	REF		
11273	400.1 to 416.5 feet	Cross Slope (Driveway)	12.0-13.0%	5 ft	82	SF	$40	**$3,280**
52276	407.3 to 408.3 feet	Vertical Change	-.29	5 ft	5	REF		
40350	415.0 to 417.1 feet	Running Slope	5.0-6.0%	5 ft	11	REF		
49185	418.9 to 419.9 feet	Vertical Change	-.36	5 ft	5	REF		
11275	419.8 to 479.1 feet	Cross Slope (PAR)	4.0-5.0%	5 ft	297	SF	$120	**$35,580**
52744	433.8 to 434.8 feet	Vertical Change	-.28	5 ft	5	REF		
50940	464.2 to 465.2 feet	Vertical Change	-.31	5 ft	5	REF		
58510	471.5 to 502.0 feet	Driveway				REF		

Funding Source: TBD **Year to be Completed** TBD

Street Side	Run ID	Survey Street Name	Starting Street Name	End Street Name	Priority
E	1908230835	THOMAS CHIDLAW DR	PARKRIDGE DR	CYPRESS LN	90

ID	Dist. from Corner	Barrier Type	As-is Measurement/Notes	Sidewalk Width	Qty	Unit	Cost	Total
47645	479.0 to 480.0 feet	Vertical Change	-.41	5 ft	5	REF		
11279	483.4 to 497.3 feet	Cross Slope (Driveway)	13.014	5 ft	70	SF	$40	**$2,780**
48599	490.1 to 491.1 feet	Vertical Change	-.38	5 ft	5	REF		
40351	496.7 to 499.2 feet	Running Slope	5.0-6.0%	5 ft	13	REF		
11280	502.0 to 508.5 feet	Cross Slope (Driveway)	5.0-6.0%	5 ft	33	SF	$40	**$1,300**
11282	508.5 to 516.1 feet	Cross Slope (PAR)	3.0-4.0%	5 ft	38	SF	$120	**$4,560**
52745	515.2 to 516.2 feet	Vertical Change	-.28	5 ft	5	REF		
11283	516.1 to 518.9 feet	Cross Slope (PAR)	2.0-3.0%	5 ft	14	SF	$120	**$1,680**

TOTAL COST FOR: E *side of* **THOMAS CHIDLAW DR** *Starting at:* **PARKRIDGE DR** **$228,520.00**

Funding Source: TBD **Year to be Completed** TBD

Street Side	Run ID	Survey Street Name	Starting Street Name	End Street Name	Priority
SE	1909241508	TRINITY AVE	1001 TRINITY AVE	10TH ST	96.25

ID	Dist. from Corner	Barrier Type	As-is Measurement/Notes	Sidewalk Width	Qty	Unit	Cost	Total
54360	6.9 to 7.9 feet	Vertical Change	.3	5 ft	5	LF	$75	$375
16548	13.3 to 14.9 feet	Cross Slope (PAR)	2.0-3.0%	5 ft	8	SF	$120	$960
56045	16.6 to 17.6 feet	Vertical Change	.4	5 ft	5	LF	$75	$375
57347	26.5 to 27.5 feet	Vertical Change	1	5 ft	5	SF	$75	$375
54361	36.8 to 37.8 feet	Vertical Change	.3	5 ft	5	LF	$75	$375
16549	43.9 to 47.8 feet	Cross Slope (PAR)	2.0-3.0%	5 ft	20	SF	$120	$2,340
54362	46.9 to 47.9 feet	Vertical Change	.3	5 ft	5	REF		
56046	52.6 to 53.6 feet	Vertical Change	.4	5 ft	5	LF	$75	$375
40447	54.8 to 56.4 feet	Running Slope	5.0-6.0%	5 ft	8	SF	$120	$960

TOTAL COST FOR: SE *side of* **TRINITY AVE** *Starting at:* **1001 TRINITY AVE** **$6,135.00**

Funding Source: TBD **Year to be Completed** TBD

Street Side	Run ID	Survey Street Name	Starting Street Name	End Street Name	Priority
SE	1909241512	TRINITY AVE	10TH ST	9TH ST	101.25

ID	Dist. from Corner	Barrier Type	As-is Measurement/Notes	Sidewalk Width	Qty	Unit	Cost	Total
16529	0.0 to 14.8 feet	Cross Slope (PAR)	2.0-3.0%	5 ft	74	SF	$120	**$8,880**
54354	0.4 to 1.4 feet	**Vertical Change**	.3	5 ft	5	REF		
54355	37.8 to 38.8 feet	**Vertical Change**	.3	5 ft	5	LF	$75	**$375**
16530	39.2 to 50.6 feet	Cross Slope (PAR)	2.0-3.0%	5 ft	57	SF	$120	**$6,840**
58906	95.9 to 104.9 feet	Driveway				REF		
54356	129.4 to 130.4 feet	**Vertical Change**	.3	5 ft	5	LF	$75	**$375**
16533	134.8 to 142.2 feet	Cross Slope (PAR)	2.0-3.0%	5 ft	37	SF	$120	**$4,440**
54357	143.5 to 144.5 feet	**Vertical Change**	.3	5 ft	5	LF	$75	**$375**
58907	145.5 to 156.0 feet	Driveway				REF		
58908	163.4 to 175.0 feet	Driveway				REF		
16534	223.7 to 226.5 feet	Cross Slope (PAR)	2.0-3.0%	5 ft	14	SF	$120	**$1,680**
16535	236.3 to 241.1 feet	Cross Slope (PAR)	2.0-3.0%	5 ft	24	SF	$120	**$2,880**
16537	241.5 to 265.7 feet	Cross Slope (PAR)	4.0-5.0%	5 ft	121	SF	$120	**$14,520**
16544	266.6 to 267.7 feet	Cross Slope (PAR)	2.0-3.0%	5 ft	5	SF	$120	**$660**
58909	267.1 to 304.3 feet	Driveway				REF		
16545	284.7 to 288.2 feet	**Cross Slope (Driveway)**	2.0-3.0%	5 ft	18	SF	$40	**$700**
54358	288.8 to 289.8 feet	**Vertical Change**	.3	5 ft	5	REF		
54359	304.0 to 305.0 feet	**Vertical Change**	.3	5 ft	5	REF		
16546	309.3 to 312.8 feet	Cross Slope (PAR)	2.0-3.0%	5 ft	18	SF	$120	**$2,100**
40446	310.7 to 312.8 feet	Running Slope	5.0-6.0%	5 ft	11	REF		

TOTAL COST FOR: SE *side of* **TRINITY AVE** *Starting at:* **10TH ST** **$43,825.00**

Funding Source: TBD **Year to be Completed** TBD

Street Side	Run ID	Survey Street Name	Starting Street Name	End Street Name	Priority
NW	51909261429	TRINITY AVE	13TH ST	SIDEWALK ENDS	84

ID	Dist. from Corner	Barrier Type	As-is Measurement/Notes	Sidewalk Width	Qty	Unit	Cost	Total
38690	8.3 to 15.3 feet	Cross Slope (PAR)	2.0-3.0%	6 ft	38	SF	$120	**$4,620**
38691	21.5 to 24.3 feet	Cross Slope (PAR)	2.0-3.0%	6 ft	15	SF	$120	**$1,848**
38693	29.8 to 44.3 feet	Cross Slope (PAR)	2.0-3.0%	6 ft	80	SF	$120	**$9,570**
38697	46.0 to 47.3 feet	Cross Slope (PAR)	4.0-5.0%	6 ft	7	SF	$120	**$858**
38698	50.6 to 52.2 feet	Cross Slope (PAR)	2.0-3.0%	6 ft	9	SF	$120	**$1,056**
38699	58.5 to 63.1 feet	Cross Slope (PAR)	2.0-3.0%	6 ft	25	SF	$120	**$3,036**
60311	60.8 to 80.9 feet	Driveway				REF		
38700	70.0 to 78.4 feet	**Cross Slope (Driveway)**	12.0-13.0%	6 ft	46	SF	$40	**$1,848**
38703	81.6 to 82.6 feet	Cross Slope (PAR)	4.0-5.0%	6 ft	6	SF	$120	**$660**

TOTAL COST FOR: NW *side of* **TRINITY AVE** *Starting at:* **13TH ST** **$23,496.00**

Funding Source: TBD **Year to be Completed** TBD

Street Side	Run ID	Survey Street Name	Starting Street Name	End Street Name	Priority
NW	51909261431	TRINITY AVE	14TH ST	SIDEWALK ENDS	74

ID	Dist. from Corner	Barrier Type	As-is Measurement/Notes	Sidewalk Width	Qty	Unit	Cost	Total
38714	0.8 to 9.8 feet	Cross Slope (PAR)	2.0-3.0%	6 ft	50	SF	$120	**$5,940**
38716	12.8 to 35.2 feet	Cross Slope (PAR)	2.0-3.0%	6 ft	123	SF	$120	**$14,784**

TOTAL COST FOR: NW *side of* **TRINITY AVE** *Starting at:* **14TH ST** **$20,724.00**

Funding Source: TBD **Year to be Completed** TBD

Street Side	Run ID	Survey Street Name	Starting Street Name	End Street Name	Priority
SE	51909261437	TRINITY AVE	14TH ST	13TH ST	112.5

ID	Dist. from Corner	Barrier Type	As-is Measurement/Notes	Sidewalk Width	Qty	Unit	Cost	Total
38770	0.0 to 22.4 feet	Cross Slope (PAR)	2.0-3.0%	6 ft	123	SF	$120	**$14,784**
207	3.1 to 4.1 feet	Protruding Object		6 ft	5	JOB	$99	**$99**
38778	25.1 to 36.0 feet	Cross Slope (PAR)	2.0-3.0%	6 ft	60	SF	$120	**$7,194**
38782	36.8 to 40.7 feet	Cross Slope (PAR)	4.0-5.0%	6 ft	21	SF	$120	**$2,574**
38784	40.7 to 47.6 feet	Cross Slope (PAR)	2.0-3.0%	6 ft	38	SF	$120	**$4,554**
55882	66.3 to 67.3 feet	Vertical Change	.3	6 ft	6	LF	$75	**$413**
57422	68.2 to 69.2 feet	Vertical Change	1.2	6 ft	6	REF		
38785	69.1 to 71.0 feet	Cross Slope (PAR)	2.0-3.0%	6 ft	10	SF	$120	**$1,254**
60318	69.5 to 83.7 feet	Driveway				REF		
38786	74.5 to 80.6 feet	Cross Slope (Driveway)	9.0-10.0%	6 ft	34	SF	$40	**$1,342**
38790	80.6 to 84.3 feet	Cross Slope (Driveway)	11.0-12.0%	6 ft	20	SF	$40	**$814**
51462	89.3 to 90.3 feet	Vertical Change	-.3	6 ft	6	LF	$75	**$413**
55883	89.8 to 90.8 feet	Vertical Change	.3	6 ft	6	REF		
38792	90.5 to 92.3 feet	Cross Slope (PAR)	3.0-4.0%	6 ft	10	SF	$120	**$1,188**
38793	94.6 to 121.8 feet	Cross Slope (PAR)	2.0-3.0%	6 ft	150	SF	$120	**$17,952**
56898	117.9 to 118.9 feet	Vertical Change	.5	6 ft	6	REF		
60319	121.1 to 136.8 feet	Driveway				REF		
38799	124.8 to 135.3 feet	Cross Slope (Driveway)	8.0-9.0%	6 ft	58	SF	$40	**$2,310**
38803	139.8 to 143.2 feet	Cross Slope (PAR)	2.0-3.0%	6 ft	19	SF	$120	**$2,244**
55884	140.0 to 141.0 feet	Vertical Change	.3	6 ft	6	REF		
38804	147.2 to 154.4 feet	Cross Slope (PAR)	2.0-3.0%	6 ft	40	SF	$120	**$4,752**
38807	158.8 to 162.9 feet	Cross Slope (PAR)	2.0-3.0%	6 ft	23	SF	$120	**$2,706**
38808	170.8 to 176.4 feet	Cross Slope (PAR)	2.0-3.0%	6 ft	31	SF	$120	**$3,696**
51463	179.7 to 180.7 feet	Vertical Change	-.3	6 ft	6	LF	$75	**$413**
60320	182.8 to 198.8 feet	Driveway				REF		
38810	189.1 to 193.7 feet	Cross Slope (Driveway)	7.0-8.0%	6 ft	25	SF	$40	**$1,012**
38813	211.3 to 216.2 feet	Cross Slope (PAR)	2.0-3.0%	6 ft	27	SF	$120	**$3,234**
38815	239.3 to 279.5 feet	Cross Slope (PAR)	2.0-3.0%	6 ft	221	SF	$120	**$26,532**

TOTAL COST FOR: SE *side of* **TRINITY AVE** *Starting at:* **14TH ST** **$99,478.50**

Funding Source: TBD **Year to be Completed** TBD

Street Side	Run ID	Survey Street Name	Starting Street Name	End Street Name	Priority
SE	51909261435	TRINITY AVE	15TH ST	SIDEWALK ENDS	90

ID	Dist. from Corner	Barrier Type	As-is Measurement/Notes	Sidewalk Width	Qty	Unit	Cost	Total
38747	0.6 to 3.9 feet	Cross Slope (PAR)	2.0-3.0%	6 ft	18	SF	$120	**$2,178**
55880	1.4 to 2.4 feet	**Vertical Change**	.3	6 ft	6	REF		
38748	12.6 to 26.5 feet	Cross Slope (PAR)	2.0-3.0%	6 ft	76	SF	$120	**$9,174**
38754	38.8 to 53.6 feet	Cross Slope (PAR)	2.0-3.0%	6 ft	81	SF	$120	**$9,768**
38757	60.1 to 62.2 feet	Cross Slope (PAR)	2.0-3.0%	6 ft	12	SF	$120	**$1,386**
38758	64.3 to 77.0 feet	Cross Slope (PAR)	2.0-3.0%	6 ft	70	SF	$120	**$8,382**
38760	79.4 to 81.4 feet	Cross Slope (PAR)	3.0-4.0%	6 ft	11	SF	$120	**$1,320**
38761	82.2 to 87.2 feet	Cross Slope (PAR)	2.0-3.0%	6 ft	28	SF	$120	**$3,300**
51461	91.0 to 92.0 feet	**Vertical Change**	-.3	6 ft	6	LF	$75	**$413**
38763	104.3 to 116.0 feet	Cross Slope (PAR)	2.0-3.0%	6 ft	64	SF	$120	**$7,722**
60316	113.8 to 130.3 feet	Driveway				REF		
38766	120.7 to 126.8 feet	**Cross Slope (Driveway)**	12.0-13.0%	6 ft	34	SF	$40	**$1,342**
55881	129.3 to 130.3 feet	**Vertical Change**	.3	6 ft	6	REF		
38767	178.0 to 179.2 feet	Cross Slope (PAR)	2.0-3.0%	6 ft	7	SF	$120	**$792**
57118	178.3 to 179.3 feet	**Vertical Change**	.6	6 ft	6	REF		
60317	179.1 to 190.2 feet	Driveway				REF		
38768	183.0 to 190.3 feet	**Cross Slope (Driveway)**	14.0-15.0%	6 ft	40	SF	$40	**$1,606**

TOTAL COST FOR: SE *side of* **TRINITY AVE** *Starting at:* **15TH ST** **$47,382.50**

Funding Source: TBD **Year to be Completed** TBD

Street Side	Run ID	Survey Street Name	Starting Street Name	End Street Name	Priority
NW	1908211444	TRINITY AVE	1ST ST	2ND ST	78

ID	Dist. from Corner	Barrier Type	As-is Measurement/Notes	Sidewalk Width	Qty	Unit	Cost	Total
4336	4.3 to 302.8 feet	Cross Slope (PAR)	2.0-3.0%	12 ft	3433	SF	$120	**$411,930**
43859	5.4 to 6.4 feet	Vertical Change	-.58	12 ft	12	REF		
47262	35.6 to 36.6 feet	Vertical Change	-.42	12 ft	12	REF		
52506	65.8 to 66.8 feet	Vertical Change	-.28	12 ft	12	REF		
44213	95.8 to 96.8 feet	Vertical Change	-.56	12 ft	12	REF		
53018	104.7 to 105.7 feet	Vertical Change	-.27	12 ft	12	REF		
46350	114.9 to 115.9 feet	Vertical Change	-.46	12 ft	12	REF		
47263	120.9 to 121.9 feet	Vertical Change	-.42	12 ft	12	REF		
49642	124.0 to 126.8 feet	Vertical Change	-.34	12 ft	32	REF		
45912	134.8 to 135.8 feet	Vertical Change	-.48	12 ft	12	REF		
46351	143.9 to 144.9 feet	Vertical Change	-.46	12 ft	12	REF		
47264	161.2 to 162.2 feet	Vertical Change	-.42	12 ft	12	REF		
45913	164.3 to 165.3 feet	Vertical Change	-.48	12 ft	12	REF		
42767	186.0 to 187.0 feet	Vertical Change	-.66	12 ft	12	REF		
44414	216.3 to 217.3 feet	Vertical Change	-.55	12 ft	12	REF		
57929	243.3 to 282.1 feet	Driveway				REF		
49982	244.6 to 245.6 feet	Vertical Change	-.33	12 ft	12	REF		
50717	294.7 to 295.7 feet	Vertical Change	-.31	12 ft	12	REF		

TOTAL COST FOR: NW *side of* **TRINITY AVE** *Starting at:* **1ST ST** **$411,930.00**

Funding Source: TBD **Year to be Completed** TBD

Street Side	Run ID	Survey Street Name	Starting Street Name	End Street Name	Priority
SE	1908211604	TRINITY AVE	1ST ST	SIDEWALK ENDS	66

ID	Dist. from Corner	Barrier Type	As-is Measurement/Notes	Sidewalk Width	Qty	Unit	Cost	Total
4690	0.0 to 4.7 feet	Cross Slope (PAR)	2.0-3.0%	5 ft	21	SF	$120	**$2,538**
4691	29.2 to 33.1 feet	Cross Slope (PAR)	2.0-3.0%	5 ft	18	SF	$120	**$2,106**
4692	48.2 to 51.8 feet	Cross Slope (PAR)	2.0-3.0%	5 ft	16	SF	$120	**$1,944**

TOTAL COST FOR: SE *side of* **TRINITY AVE** *Starting at:* **1ST ST** **$6,588.00**

Funding Source: TBD **Year to be Completed** TBD

Street Side	Run ID	Survey Street Name	Starting Street Name	End Street Name	Priority
NW	1908211553	TRINITY AVE	2ND ST	1ST ST	91.25

ID	Dist. from Corner	Barrier Type	As-is Measurement/Notes	Sidewalk Width	Qty	Unit	Cost	Total
4635	0.0 to 58.3 feet	Cross Slope (PAR)	2.0-3.0%	8 ft	437	SF	$120	**$52,470**
50730	9.2 to 10.2 feet	Vertical Change	-.31	8 ft	7	REF		
47041	16.7 to 17.7 feet	Vertical Change	-.43	8 ft	8	REF		
42127	26.1 to 27.1 feet	Vertical Change	-.74	8 ft	8	REF		
41741	35.2 to 36.2 feet	Vertical Change	-.87	8 ft	8	REF		
43246	44.6 to 45.6 feet	Vertical Change	-.62	8 ft	8	REF		
44037	51.5 to 55.1 feet	Vertical Change	-.57	8 ft	27	REF		
43113	63.9 to 64.9 feet	Vertical Change	-.63	8 ft	8	SF	$75	**$563**
4638	72.3 to 82.0 feet	Cross Slope (PAR)	2.0-3.0%	8 ft	73	SF	$120	**$8,730**
42388	75.3 to 76.3 feet	Vertical Change	-.7	8 ft	8	REF		
4640	82.0 to 191.6 feet	Cross Slope (PAR)	4.0-5.0%	8 ft	822	SF	$120	**$98,640**
48747	82.3 to 83.3 feet	Vertical Change	-.37	8 ft	8	REF		
44423	85.5 to 86.5 feet	Vertical Change	-.55	8 ft	8	REF		
42128	95.4 to 96.4 feet	Vertical Change	-.74	8 ft	8	REF		
42389	105.5 to 106.5 feet	Vertical Change	-.7	8 ft	8	REF		
41893	115.7 to 116.7 feet	Vertical Change	-.8	8 ft	8	REF		
47935	125.6 to 126.6 feet	Vertical Change	-.4	8 ft	8	REF		
42088	135.6 to 136.6 feet	Vertical Change	-.75	8 ft	8	REF		
46583	142.5 to 143.5 feet	Vertical Change	-.45	8 ft	8	REF		
46358	149.3 to 150.3 feet	Vertical Change	-.46	8 ft	8	REF		
46130	157.4 to 158.4 feet	Vertical Change	-.47	8 ft	8	REF		
48461	165.7 to 166.7 feet	Vertical Change	-.38	8 ft	8	REF		
45915	175.8 to 176.8 feet	Vertical Change	-.48	8 ft	8	REF		
50731	185.6 to 186.6 feet	Vertical Change	-.31	8 ft	8	REF		
4648	191.6 to 329.3 feet	Cross Slope (PAR)	2.0-3.0%	8 ft	1033	SF	$120	**$123,930**
45916	195.7 to 196.7 feet	Vertical Change	-.48	8 ft	8	REF		
54146	205.6 to 206.6 feet	Vertical Change	.26	8 ft	8	REF		
47042	215.8 to 216.8 feet	Vertical Change	-.43	8 ft	8	REF		

Funding Source: TBD **Year to be Completed** TBD

Street Side	Run ID	Survey Street Name	Starting Street Name	End Street Name	Priority
NW	1908211553	TRINITY AVE	2ND ST	1ST ST	91.25

ID	Dist. from Corner	Barrier Type	As-is Measurement/Notes	Sidewalk Width	Qty	Unit	Cost	Total
44849	225.7 to 226.7 feet	Vertical Change	-.53	8 ft	8	REF		
46584	235.9 to 236.9 feet	Vertical Change	-.45	8 ft	8	REF		
45031	245.7 to 246.7 feet	Vertical Change	-.52	8 ft	8	REF		
49996	250.8 to 252.8 feet	Vertical Change	-.33	8 ft	15	REF		
46359	255.9 to 256.9 feet	Vertical Change	-.46	8 ft	7	REF		
42470	265.7 to 266.7 feet	Vertical Change	-.69	8 ft	8	REF		
49654	274.7 to 276.7 feet	Vertical Change	-.34	8 ft	15	REF		
45504	285.7 to 286.7 feet	Vertical Change	-.5	8 ft	8	REF		
42993	294.9 to 295.9 feet	Vertical Change	-.64	8 ft	8	REF		
42557	304.7 to 305.7 feet	Vertical Change	-.68	8 ft	8	REF		
43247	314.3 to 315.3 feet	Vertical Change	-.62	8 ft	8	REF		
40123	328.8 to 330.2 feet	Running Slope	5.0-6.0%	8 ft	11	REF		
47043	329.8 to 330.8 feet	Vertical Change	-.43	8 ft	8	LF	$75	**$563**
40124	330.2 to 332.2 feet	Running Slope	6.0-7.0%	8 ft	15	SF	$120	**$1,800**
40125	332.2 to 334.0 feet	Running Slope	5.0-6.0%	8 ft	14	SF	$120	**$1,620**

TOTAL COST FOR: NW *side of* **TRINITY AVE** *Starting at:* **2ND ST** **$288,315.00**

Funding Source: TBD **Year to be Completed** TBD

Street Side	Run ID	Survey Street Name	Starting Street Name	End Street Name	Priority
SE	1908211501	TRINITY AVE	2ND ST	3RD ST	96.25

ID	Dist. from Corner	Barrier Type	As-is Measurement/Notes	Sidewalk Width	Qty	Unit	Cost	Total
41979	3.2 to 4.2 feet	Vertical Change	-.78	4 ft	4	REF		
4425	4.2 to 12.3 feet	Cross Slope (PAR)	2.0-3.0%	4 ft	32	SF	$120	$3,888
42125	9.1 to 10.1 feet	Vertical Change	-.74	4 ft	4	REF		
4428	15.5 to 20.3 feet	Cross Slope (PAR)	2.0-3.0%	4 ft	19	SF	$120	$2,304
46572	19.0 to 20.0 feet	Vertical Change	-.45	4 ft	4	REF		
48742	40.1 to 41.1 feet	Vertical Change	-.37	4 ft	4	LF	$75	$300
4429	48.2 to 58.0 feet	Cross Slope (PAR)	2.0-3.0%	4 ft	39	SF	$120	$4,704
43389	50.2 to 51.2 feet	Vertical Change	-.61	4 ft	4	REF		
41861	60.2 to 62.5 feet	Vertical Change	-.81	4 ft	9	SF	$75	$690
46122	62.1 to 63.1 feet	Vertical Change	-.47	4 ft	4	LF	$75	$300
4430	64.9 to 147.8 feet	Cross Slope (PAR)	2.0-3.0%	4 ft	332	SF	$120	$39,792
49331	70.1 to 71.1 feet	Vertical Change	-.35	4 ft	4	REF		
44417	75.0 to 76.0 feet	Vertical Change	-.55	4 ft	4	REF		
45028	82.2 to 83.2 feet	Vertical Change	-.52	4 ft	4	REF		
54145	82.3 to 83.3 feet	Vertical Change	.26	4 ft	4	REF		
42086	99.4 to 101.1 feet	Vertical Change	-.75	4 ft	7	REF		
43861	115.9 to 116.9 feet	Vertical Change	-.58	4 ft	4	REF		
41819	126.0 to 127.0 feet	Vertical Change	-.83	4 ft	4	REF		
44215	134.9 to 137.0 feet	Vertical Change	-.56	4 ft	8	REF		
45712	145.9 to 146.9 feet	Vertical Change	-.49	4 ft	4	REF		
46123	150.7 to 151.7 feet	Vertical Change	-.47	4 ft	4	LF	$75	$300
40110	151.3 to 153.3 feet	Running Slope	5.0-6.0%	4 ft	8	SF	$120	$960
40111	153.3 to 154.9 feet	Running Slope	6.0-7.0%	4 ft	6	SF	$120	$768
40112	154.9 to 157.5 feet	Running Slope	5.0-6.0%	4 ft	10	SF	$120	$1,248
45218	156.2 to 157.2 feet	Vertical Change	-.51	4 ft	4	SF	$75	$300
45713	174.7 to 175.7 feet	Vertical Change	-.49	4 ft	4	LF	$75	$300
45714	177.8 to 178.8 feet	Vertical Change	-.49	4 ft	4	LF	$75	$300
46573	185.5 to 186.5 feet	Vertical Change	-.45	4 ft	4	REF		

Funding Source: TBD **Year to be Completed** TBD

Street Side	Run ID	Survey Street Name	Starting Street Name	End Street Name	Priority
SE	1908211501	TRINITY AVE	2ND ST	3RD ST	96.25

ID	Dist. from Corner	Barrier Type	As-is Measurement/Notes	Sidewalk Width	Qty	Unit	Cost	Total
4434	186.3 to 197.4 feet	Cross Slope (PAR)	2.0-3.0%	4 ft	44	SF	$120	**$5,328**
49644	193.4 to 197.4 feet	**Vertical Change**	-.34	4 ft	16	REF		
44846	204.4 to 205.4 feet	**Vertical Change**	-.53	4 ft	4	REF		
4435	205.2 to 244.7 feet	Cross Slope (PAR)	2.0-3.0%	4 ft	158	SF	$120	**$18,960**
24	211.5 to 212.5 feet	**Continuous Width**		4 ft	4	SF	$120	**$480**
42087	212.6 to 213.6 feet	**Vertical Change**	-.75	4 ft	4	REF		
48176	215.6 to 216.6 feet	**Vertical Change**	-.39	4 ft	4	REF		
46124	223.6 to 224.6 feet	**Vertical Change**	-.47	4 ft	4	REF		
25	230.5 to 231.5 feet	**Continuous Width**		4 ft	4	SF	$120	**$480**
47029	231.5 to 235.5 feet	**Vertical Change**	-.43	4 ft	16	REF		
44216	242.4 to 243.4 feet	**Vertical Change**	-.56	4 ft	4	REF		
4440	249.3 to 253.4 feet	Cross Slope (PAR)	2.0-3.0%	4 ft	16	SF	$120	**$1,968**
44217	250.5 to 251.5 feet	**Vertical Change**	-.56	4 ft	4	REF		

TOTAL COST FOR: SE *side of* **TRINITY AVE** *Starting at:* **2ND ST** **$83,370.00**

Funding Source: TBD **Year to be Completed** TBD

Street Side	Run ID	Survey Street Name	Starting Street Name	End Street Name	Priority
NW	1908211506	TRINITY AVE	3RD ST	4TH ST	84

ID	Dist. from Corner	Barrier Type	As-is Measurement/Notes	Sidewalk Width	Qty	Unit	Cost	Total
4441	0.0 to 9.4 feet	Cross Slope (PAR)	2.0-3.0%	8 ft	71	SF	$120	**$8,460**
52507	2.6 to 6.1 feet	Vertical Change	-.28	8 ft	26	REF		
57933	5.8 to 33.4 feet	Driveway				REF		
4443	9.4 to 65.3 feet	Cross Slope (Driveway)	4.0-5.0%	8 ft	419	SF	$40	**$16,770**
46820	20.8 to 21.8 feet	Vertical Change	-.44	8 ft	8	REF		
48177	37.5 to 38.5 feet	Vertical Change	-.39	8 ft	8	REF		
46353	47.3 to 48.3 feet	Vertical Change	-.46	8 ft	8	REF		
47928	51.7 to 52.7 feet	Vertical Change	-.4	8 ft	8	REF		
43711	61.8 to 67.5 feet	Vertical Change	-.59	8 ft	43	REF		
4447	65.3 to 140.1 feet	Cross Slope (PAR)	2.0-3.0%	8 ft	561	SF	$120	**$67,320**
46126	72.5 to 73.5 feet	Vertical Change	-.47	8 ft	8	REF		
50720	80.0 to 81.0 feet	Vertical Change	-.31	8 ft	8	REF		
46821	84.4 to 85.4 feet	Vertical Change	-.44	8 ft	8	REF		
47514	92.1 to 93.1 feet	Vertical Change	-.41	8 ft	8	REF		
57934	95.0 to 119.2 feet	Driveway				REF		
49332	97.2 to 98.2 feet	Vertical Change	-.35	8 ft	8	REF		
44418	122.3 to 123.3 feet	Vertical Change	-.55	8 ft	8	REF		
49646	126.9 to 127.9 feet	Vertical Change	-.34	8 ft	8	REF		
51639	130.9 to 131.9 feet	Vertical Change	-.3	8 ft	8	REF		
50721	139.0 to 142.6 feet	Vertical Change	-.31	8 ft	27	REF		
4455	140.1 to 156.6 feet	Cross Slope (PAR)	4.0-5.0%	8 ft	124	SF	$120	**$14,850**
53548	149.0 to 150.0 feet	Vertical Change	-.26	8 ft	8	REF		
46574	154.4 to 155.4 feet	Vertical Change	-.45	8 ft	8	REF		
4457	156.6 to 220.8 feet	Cross Slope (PAR)	2.0-3.0%	8 ft	482	SF	$120	**$57,780**
57935	158.7 to 184.3 feet	Driveway				REF		
43712	158.8 to 159.8 feet	Vertical Change	-.59	8 ft	8	REF		
50722	173.3 to 174.3 feet	Vertical Change	-.31	8 ft	8	REF		
50723	187.9 to 188.9 feet	Vertical Change	-.31	8 ft	8	REF		

Funding Source: TBD **Year to be Completed** TBD

Street Side	Run ID	Survey Street Name	Starting Street Name	End Street Name	Priority
NW	1908211506	TRINITY AVE	3RD ST	4TH ST	84

ID	Dist. from Corner	Barrier Type	As-is Measurement/Notes	Sidewalk Width	Qty	Unit	Cost	Total
47929	203.9 to 204.9 feet	Vertical Change	-.4	8 ft	8	REF		
47930	219.2 to 221.8 feet	Vertical Change	-.4	8 ft	20	REF		
4465	220.8 to 232.9 feet	Cross Slope (PAR)	4.0-5.0%	8 ft	91	SF	$120	**$10,890**
4467	232.9 to 255.7 feet	Cross Slope (PAR)	2.0-3.0%	8 ft	171	SF	$120	**$20,520**
48743	233.8 to 234.8 feet	Vertical Change	-.37	8 ft	8	REF		
48744	238.3 to 239.3 feet	Vertical Change	-.37	8 ft	8	REF		
46354	251.0 to 252.0 feet	Vertical Change	-.46	8 ft	8	REF		
4469	255.7 to 267.0 feet	Cross Slope (PAR)	4.0-5.0%	8 ft	85	SF	$120	**$10,170**
51640	263.9 to 264.9 feet	Vertical Change	-.3	8 ft	8	REF		
4471	267.0 to 291.5 feet	Cross Slope (PAR)	2.0-3.0%	8 ft	184	SF	$120	**$22,050**
42042	268.4 to 269.4 feet	Vertical Change	-.76	8 ft	8	REF		
52508	282.0 to 283.0 feet	Vertical Change	-.28	8 ft	8	REF		

TOTAL COST FOR: NW *side of* **TRINITY AVE** *Starting at:* **3RD ST** **$228,810.00**

Funding Source: TBD **Year to be Completed** TBD

Street Side	Run ID	Survey Street Name	Starting Street Name	End Street Name	Priority
SE	1908211543	TRINITY AVE	3RD ST	2ND ST	110

ID	Dist. from Corner	Barrier Type	As-is Measurement/Notes	Sidewalk Width	Qty	Unit	Cost	Total
43110	1.3 to 2.3 feet	Vertical Change	-.63	5 ft	5	SF	$75	$375
53975	12.5 to 13.5 feet	Vertical Change	-.25	5 ft	5	LF	$75	$375
42889	15.0 to 16.0 feet	Vertical Change	-.65	5 ft	5	SF	$75	$375
4548	16.9 to 28.8 feet	Cross Slope (PAR)	2.0-3.0%	5 ft	60	SF	$120	$7,140
44645	20.1 to 21.1 feet	Vertical Change	-.54	5 ft	5	REF		
26	26.7 to 27.7 feet	Continuous Width		5 ft	5	SF	$120	$600
46579	28.3 to 29.3 feet	Vertical Change	-.45	5 ft	5	REF		
41797	28.9 to 29.9 feet	Vertical Change	-.84	5 ft	5	SF	$75	$375
52075	28.9 to 29.9 feet	Vertical Change	-.29	5 ft	5	LF	$75	$375
47033	39.4 to 40.4 feet	Vertical Change	-.43	5 ft	5	LF	$75	$375
57398	39.4 to 40.4 feet	Vertical Change	1.1	5 ft	5	SF	$75	$375
4549	41.8 to 51.8 feet	Cross Slope (PAR)	6.0-7.0%	5 ft	50	SF	$120	$6,000
48459	51.6 to 52.6 feet	Vertical Change	-.38	5 ft	5	REF		
4552	51.8 to 71.9 feet	Cross Slope (PAR)	5.0-6.0%	5 ft	101	SF	$120	$12,060
41647	61.6 to 62.6 feet	Vertical Change	-.93	5 ft	5	REF		
47271	71.7 to 72.7 feet	Vertical Change	-.42	5 ft	5	REF		
4554	71.9 to 81.3 feet	Cross Slope (PAR)	3.0-4.0%	5 ft	47	SF	$120	$5,640
4555	81.3 to 102.9 feet	Cross Slope (PAR)	2.0-3.0%	5 ft	108	SF	$120	$12,960
42184	81.9 to 82.9 feet	Vertical Change	-.73	5 ft	5	REF		
57231	82.0 to 83.0 feet	Vertical Change	.71	5 ft	5	REF		
4560	121.5 to 124.1 feet	Cross Slope (PAR)	3.0-4.0%	5 ft	13	SF	$120	$1,560
48179	122.4 to 123.4 feet	Vertical Change	-.39	5 ft	5	REF		
4561	124.1 to 126.3 feet	Cross Slope (PAR)	2.0-3.0%	5 ft	11	SF	$120	$1,320
49990	140.3 to 141.3 feet	Vertical Change	-.33	5 ft	5	LF	$75	$375
4562	145.0 to 148.5 feet	Cross Slope (PAR)	2.0-3.0%	5 ft	18	SF	$120	$2,100
53029	146.6 to 147.6 feet	Vertical Change	-.27	5 ft	5	REF		
51643	153.8 to 154.8 feet	Vertical Change	-.3	5 ft	5	LF	$75	$375
4563	165.2 to 167.8 feet	Cross Slope (PAR)	2.0-3.0%	5 ft	13	SF	$120	$1,560

Funding Source: TBD **Year to be Completed** TBD

Street Side	Run ID	Survey Street Name	Starting Street Name	End Street Name	Priority
SE	1908211543	TRINITY AVE	3RD ST	2ND ST	110

ID	Dist. from Corner	Barrier Type	As-is Measurement/Notes	Sidewalk Width	Qty	Unit	Cost	Total
43111	166.4 to 167.4 feet	Vertical Change	-.63	5 ft	5	REF		
4564	172.2 to 175.6 feet	Cross Slope (PAR)	2.0-3.0%	5 ft	17	SF	$120	$2,040
53555	173.9 to 177.4 feet	Vertical Change	-.26	5 ft	18	REF		
4565	178.7 to 217.3 feet	Cross Slope (PAR)	2.0-3.0%	5 ft	193	SF	$120	$23,160
43243	185.7 to 186.7 feet	Vertical Change	-.62	5 ft	5	REF		
41433	205.6 to 206.6 feet	Vertical Change	-1.2	5 ft	5	REF		
4569	217.3 to 233.1 feet	Cross Slope (PAR)	4.0-5.0%	5 ft	79	SF	$120	$9,480
41517	225.7 to 226.7 feet	Vertical Change	-1.07	5 ft	5	REF		
4571	233.1 to 244.0 feet	Cross Slope (PAR)	2.0-3.0%	5 ft	55	SF	$120	$6,540
53556	246.2 to 247.2 feet	Vertical Change	-.26	5 ft	5	LF	$75	$375
47933	259.8 to 260.8 feet	Vertical Change	-.4	5 ft	5	REF		
4572	260.6 to 267.4 feet	Cross Slope (PAR)	2.0-3.0%	5 ft	34	SF	$120	$4,080
53030	265.7 to 266.7 feet	Vertical Change	-.27	5 ft	5	REF		
50348	273.2 to 274.2 feet	Vertical Change	-.32	5 ft	5	LF	$75	$375
4573	278.1 to 279.3 feet	Cross Slope (PAR)	2.0-3.0%	5 ft	6	SF	$120	$720
4574	280.2 to 285.8 feet	Cross Slope (PAR)	4.0-5.0%	5 ft	28	SF	$120	$3,360
50349	280.5 to 281.5 feet	Vertical Change	-.32	5 ft	5	REF		
46356	284.0 to 285.0 feet	Vertical Change	-.46	5 ft	5	REF		
4576	285.8 to 291.0 feet	Cross Slope (PAR)	2.0-3.0%	5 ft	26	SF	$120	$3,120
44036	287.2 to 288.2 feet	Vertical Change	-.57	5 ft	5	REF		
50728	288.8 to 289.8 feet	Vertical Change	-.31	5 ft	5	REF		
43574	302.3 to 303.3 feet	Vertical Change	-.6	5 ft	5	SF	$75	$375
53976	313.5 to 314.5 feet	Vertical Change	-.25	5 ft	5	LF	$75	$375
50729	320.3 to 321.3 feet	Vertical Change	-.31	5 ft	5	LF	$75	$375
4577	327.8 to 331.7 feet	Cross Slope (PAR)	2.0-3.0%	5 ft	20	SF	$120	$2,340
45500	331.2 to 332.2 feet	Vertical Change	-.5	5 ft	5	REF		

TOTAL COST FOR: SE *side of* **TRINITY AVE** *Starting at:* **3RD ST** **$111,030.00**

Funding Source: TBD **Year to be Completed** TBD

Street Side	Run ID	Survey Street Name	Starting Street Name	End Street Name	Priority
NW	1908211511	TRINITY AVE	4TH ST	5TH ST	78

ID	Dist. from Corner	Barrier Type	As-is Measurement/Notes	Sidewalk Width	Qty	Unit	Cost	Total
4474	0.0 to 33.1 feet	Cross Slope (PAR)	3.0-4.0%	5 ft	166	SF	$120	**$19,860**
46822	12.2 to 13.2 feet	**Vertical Change**	-.44	5 ft	5	REF		
45715	24.7 to 25.7 feet	**Vertical Change**	-.49	5 ft	5	REF		
4475	33.1 to 57.8 feet	Cross Slope (PAR)	2.0-3.0%	5 ft	124	SF	$120	**$14,820**
47030	37.0 to 38.0 feet	**Vertical Change**	-.43	5 ft	5	REF		
46823	49.3 to 50.3 feet	**Vertical Change**	-.44	5 ft	5	REF		
4476	62.8 to 93.0 feet	Cross Slope (PAR)	2.0-3.0%	5 ft	151	SF	$120	**$18,120**
45716	86.9 to 87.9 feet	**Vertical Change**	-.49	5 ft	5	REF		
4477	104.3 to 112.8 feet	Cross Slope (PAR)	2.0-3.0%	5 ft	43	SF	$120	**$5,100**
47931	106.1 to 107.1 feet	**Vertical Change**	-.4	5 ft	5	REF		
50724	117.6 to 118.6 feet	**Vertical Change**	-.31	5 ft	5	LF	$75	**$375**
53549	138.8 to 139.8 feet	**Vertical Change**	-.26	5 ft	5	LF	$75	**$375**
49028	155.3 to 156.3 feet	**Vertical Change**	-.36	5 ft	5	LF	$75	**$375**
4478	160.0 to 167.2 feet	Cross Slope (PAR)	2.0-3.0%	5 ft	36	SF	$120	**$4,320**
53022	168.4 to 169.4 feet	**Vertical Change**	-.27	5 ft	5	LF	$75	**$375**
4480	171.2 to 175.3 feet	Cross Slope (PAR)	2.0-3.0%	5 ft	21	SF	$120	**$2,460**
44847	197.4 to 198.4 feet	**Vertical Change**	-.53	5 ft	5	SF	$75	**$375**
50342	206.3 to 207.3 feet	**Vertical Change**	-.32	5 ft	5	LF	$75	**$375**
4482	211.3 to 245.7 feet	Cross Slope (PAR)	2.0-3.0%	5 ft	172	SF	$120	**$20,640**
49647	220.4 to 221.4 feet	**Vertical Change**	-.34	5 ft	5	REF		
52509	227.5 to 228.5 feet	**Vertical Change**	-.28	5 ft	5	REF		
53550	257.9 to 258.9 feet	**Vertical Change**	-.26	5 ft	5	LF	$75	**$375**
4485	274.8 to 280.7 feet	Cross Slope (PAR)	2.0-3.0%	5 ft	30	SF	$120	**$3,540**
47266	276.8 to 277.8 feet	**Vertical Change**	-.42	5 ft	5	REF		
52067	293.7 to 294.7 feet	**Vertical Change**	-.29	5 ft	5	LF	$75	**$375**

TOTAL COST FOR: NW *side of* **TRINITY AVE** *Starting at:* **4TH ST** **$91,860.00**

Funding Source: TBD **Year to be Completed** TBD

Street Side	Run ID	Survey Street Name	Starting Street Name	End Street Name	Priority
SE	1908211539	TRINITY AVE	4TH ST	3RD ST	78

ID	Dist. from Corner	Barrier Type	As-is Measurement/Notes	Sidewalk Width	Qty	Unit	Cost	Total
44034	1.8 to 7.9 feet	Vertical Change	-.57	10 ft	58	SF	$75	$4,346
4539	8.7 to 27.1 feet	Cross Slope (PAR)	2.0-3.0%	10 ft	175	SF	$120	$20,976
49651	26.9 to 27.9 feet	Vertical Change	-.34	10 ft	10	REF		
48745	31.4 to 32.4 feet	Vertical Change	-.37	10 ft	10	LF	$75	$713
4540	32.6 to 54.3 feet	Cross Slope (PAR)	2.0-3.0%	10 ft	206	SF	$120	$24,738
48178	36.1 to 37.1 feet	Vertical Change	-.39	10 ft	10	REF		
52073	45.9 to 46.9 feet	Vertical Change	-.29	10 ft	10	REF		
44419	56.9 to 57.9 feet	Vertical Change	-.55	10 ft	10	SF	$75	$713
49652	61.4 to 62.4 feet	Vertical Change	-.34	10 ft	10	LF	$75	$713
50726	65.9 to 66.9 feet	Vertical Change	-.31	10 ft	10	LF	$75	$713
47032	73.7 to 77.0 feet	Vertical Change	-.43	10 ft	31	LF	$75	$2,351
53553	87.1 to 88.1 feet	Vertical Change	-.26	10 ft	10	LF	$75	$713
49988	91.5 to 92.5 feet	Vertical Change	-.33	10 ft	10	LF	$75	$713
4542	109.4 to 117.3 feet	Cross Slope (PAR)	2.0-3.0%	10 ft	75	SF	$120	$9,006
4543	121.7 to 123.8 feet	Cross Slope (PAR)	2.0-3.0%	10 ft	20	SF	$120	$2,394
4544	127.8 to 136.0 feet	Cross Slope (PAR)	2.0-3.0%	10 ft	78	SF	$120	$9,348
49989	145.7 to 146.7 feet	Vertical Change	-.33	10 ft	10	LF	$75	$713
4545	151.4 to 152.8 feet	Cross Slope (PAR)	2.0-3.0%	10 ft	13	SF	$120	$1,596
44035	152.5 to 153.5 feet	Vertical Change	-.57	10 ft	10	REF		
43865	155.7 to 156.7 feet	Vertical Change	-.58	10 ft	10	SF	$75	$713
4546	159.2 to 172.4 feet	Cross Slope (PAR)	2.0-3.0%	10 ft	125	SF	$120	$15,048
42888	160.2 to 161.2 feet	Vertical Change	-.65	10 ft	10	REF		
57946	162.4 to 193.5 feet	Driveway				REF		
44220	176.0 to 179.9 feet	Vertical Change	-.56	10 ft	37	REF		
43390	187.3 to 188.3 feet	Vertical Change	-.61	10 ft	10	REF		
53554	198.7 to 199.7 feet	Vertical Change	-.26	10 ft	10	LF	$75	$713
42183	210.0 to 211.0 feet	Vertical Change	-.73	10 ft	10	SF	$75	$713
43573	214.5 to 215.5 feet	Vertical Change	-.6	10 ft	10	SF	$75	$713

Funding Source: TBD **Year to be Completed** TBD

Street Side	Run ID	Survey Street Name	Starting Street Name	End Street Name	Priority
SE	1908211539	TRINITY AVE	4TH ST	3RD ST	78

ID	Dist. from Corner	Barrier Type	As-is Measurement/Notes	Sidewalk Width	Qty	Unit	Cost	Total
44221	218.8 to 219.8 feet	Vertical Change	-.56	10 ft	10	SF	$75	**$713**
44222	227.8 to 228.8 feet	Vertical Change	-.56	10 ft	10	SF	$75	**$713**
50727	229.4 to 230.4 feet	Vertical Change	-.31	10 ft	10	LF	$75	**$713**
46577	237.9 to 238.9 feet	Vertical Change	-.45	10 ft	10	LF	$75	**$713**
46128	242.2 to 243.2 feet	Vertical Change	-.47	10 ft	10	LF	$75	**$713**
49030	246.7 to 247.7 feet	Vertical Change	-.36	10 ft	10	LF	$75	**$713**
4547	249.0 to 261.5 feet	Cross Slope (PAR)	2.0-3.0%	10 ft	119	SF	$120	**$14,250**
50347	255.1 to 256.1 feet	Vertical Change	-.32	10 ft	10	REF		
57947	259.8 to 291.6 feet	Driveway				REF		
44848	260.7 to 261.7 feet	Vertical Change	-.53	10 ft	10	REF		
42234	277.3 to 278.3 feet	Vertical Change	-.72	10 ft	10	REF		
46578	285.9 to 286.9 feet	Vertical Change	-.45	10 ft	10	REF		

TOTAL COST FOR: SE *side of* **TRINITY AVE** *Starting at:* **4TH ST** **$116,166.00**

Funding Source: TBD **Year to be Completed** TBD

Street Side	Run ID	Survey Street Name	Starting Street Name	End Street Name	Priority
NW	1908211515	TRINITY AVE	5TH ST	6TH ST	97.25

ID	Dist. from Corner	Barrier Type	As-is Measurement/Notes	Sidewalk Width	Qty	Unit	Cost	Total
4486	0.0 to 5.1 feet	Cross Slope (PAR)	2.0-3.0%	5 ft	25	SF	$120	$3,060
4487	8.1 to 20.8 feet	Cross Slope (PAR)	2.0-3.0%	5 ft	64	SF	$120	$7,620
57936	15.4 to 37.2 feet	Driveway				REF		
4488	22.9 to 37.3 feet	Cross Slope (Driveway)	2.0-3.0%	5 ft	72	SF	$40	$2,880
46127	48.7 to 49.7 feet	Vertical Change	-.47	5 ft	5	LF	$75	$375
52510	58.8 to 59.8 feet	Vertical Change	-.28	5 ft	5	LF	$75	$375
4489	60.8 to 63.9 feet	Cross Slope (PAR)	2.0-3.0%	5 ft	16	SF	$120	$1,860
44033	66.3 to 67.3 feet	Vertical Change	-.57	5 ft	5	SF	$75	$375
40113	75.6 to 76.7 feet	Running Slope	6.0-7.0%	5 ft	6	SF	$120	$660
57405	78.7 to 79.7 feet	Vertical Change	1.18	5 ft	5	SF	$75	$375
41544	78.8 to 79.8 feet	Vertical Change	-1.03	5 ft	5	SF	$75	$375
57549	78.9 to 79.9 feet	Vertical Change	2.23	5 ft	5	SF	$75	$375
57937	94.6 to 105.9 feet	Driveway				REF		
53971	119.3 to 120.3 feet	Vertical Change	-.25	5 ft	5	LF	$75	$375
52068	159.3 to 160.3 feet	Vertical Change	-.29	5 ft	5	LF	$75	$375
4490	161.1 to 164.3 feet	Cross Slope (PAR)	2.0-3.0%	5 ft	16	SF	$120	$1,920
4491	168.7 to 173.5 feet	Cross Slope (PAR)	2.0-3.0%	5 ft	24	SF	$120	$2,880
52511	169.4 to 172.2 feet	Vertical Change	-.28	5 ft	14	REF		
53023	174.4 to 175.4 feet	Vertical Change	-.27	5 ft	5	LF	$75	$375
53972	179.4 to 180.4 feet	Vertical Change	-.25	5 ft	5	LF	$75	$375
47932	184.4 to 185.4 feet	Vertical Change	-.4	5 ft	5	LF	$75	$375
57938	185.2 to 207.6 feet	Driveway				REF		
50343	189.4 to 190.4 feet	Vertical Change	-.32	5 ft	5	REF		
45219	194.4 to 195.4 feet	Vertical Change	-.51	5 ft	5	REF		
4492	195.6 to 200.8 feet	Cross Slope (Driveway)	2.0-3.0%	5 ft	26	SF	$40	$1,040
4493	224.1 to 226.8 feet	Cross Slope (PAR)	2.0-3.0%	5 ft	14	SF	$120	$1,620
4494	246.0 to 251.7 feet	Cross Slope (PAR)	2.0-3.0%	5 ft	29	SF	$120	$3,420
4495	254.2 to 258.6 feet	Cross Slope (PAR)	2.0-3.0%	5 ft	22	SF	$120	$2,640

Funding Source: TBD **Year to be Completed** TBD

Street Side	Run ID	Survey Street Name	Starting Street Name	End Street Name	Priority
NW	1908211515	TRINITY AVE	5TH ST	6TH ST	97.25

ID	Dist. from Corner	Barrier Type	As-is Measurement/Notes	Sidewalk Width	Qty	Unit	Cost	Total
53973	254.5 to 255.5 feet	Vertical Change	-.25	5 ft	5	REF		
4497	262.7 to 274.5 feet	Cross Slope (PAR)	2.0-3.0%	5 ft	59	SF	$120	**$7,080**
4498	278.2 to 291.8 feet	Cross Slope (PAR)	2.0-3.0%	5 ft	68	SF	$120	**$8,160**
47516	299.2 to 300.2 feet	Vertical Change	-.41	5 ft	5	LF	$75	**$375**

TOTAL COST FOR: NW *side of* **TRINITY AVE** *Starting at:* **5TH ST** **$49,340.00**

Funding Source: TBD **Year to be Completed** TBD

Street Side	Run ID	Survey Street Name	Starting Street Name	End Street Name	Priority
SE	1908211536	TRINITY AVE	5TH ST	4TH ST	78

ID	Dist. from Corner	Barrier Type	As-is Measurement/Notes	Sidewalk Width	Qty	Unit	Cost	Total
4529	0.0 to 11.7 feet	Cross Slope (PAR)	2.0-3.0%	10 ft	111	SF	$120	**$13,338**
47518	0.9 to 5.8 feet	**Vertical Change**	-.41	10 ft	47	REF		
53026	9.8 to 10.8 feet	**Vertical Change**	-.27	10 ft	9	REF		
50346	20.7 to 21.7 feet	**Vertical Change**	-.32	10 ft	10	LF	$75	**$713**
52072	25.2 to 26.2 feet	**Vertical Change**	-.29	10 ft	10	LF	$75	**$713**
49985	36.3 to 37.3 feet	**Vertical Change**	-.33	10 ft	10	LF	$75	**$713**
47268	42.4 to 46.9 feet	**Vertical Change**	-.42	10 ft	43	LF	$75	**$3,206**
57944	61.2 to 87.1 feet	Driveway				REF		
45221	64.7 to 65.7 feet	**Vertical Change**	-.51	10 ft	10	REF		
45499	110.8 to 111.8 feet	**Vertical Change**	-.5	10 ft	10	SF	$75	**$713**
44218	115.2 to 116.2 feet	**Vertical Change**	-.56	10 ft	10	SF	$75	**$713**
44644	118.4 to 121.1 feet	**Vertical Change**	-.54	10 ft	26	SF	$75	**$1,924**
57945	126.6 to 161.2 feet	Driveway				REF		
52512	138.8 to 139.8 feet	**Vertical Change**	-.28	10 ft	10	REF		
4531	140.3 to 141.6 feet	**Cross Slope (Driveway)**	2.0-3.0%	10 ft	12	SF	$40	**$494**
51642	148.6 to 149.6 feet	**Vertical Change**	-.3	10 ft	10	REF		
4532	158.3 to 163.5 feet	**Cross Slope (Driveway)**	2.0-3.0%	10 ft	49	SF	$40	**$1,976**
4533	172.6 to 174.8 feet	Cross Slope (PAR)	2.0-3.0%	10 ft	21	SF	$120	**$2,508**
43109	175.4 to 178.8 feet	**Vertical Change**	-.63	10 ft	32	SF	$75	**$2,423**
4534	183.2 to 185.8 feet	Cross Slope (PAR)	2.0-3.0%	10 ft	25	SF	$120	**$2,964**
46355	186.4 to 187.4 feet	**Vertical Change**	-.46	10 ft	10	LF	$75	**$713**
4535	192.4 to 198.7 feet	Cross Slope (PAR)	2.0-3.0%	10 ft	60	SF	$120	**$7,182**
49986	196.3 to 197.3 feet	**Vertical Change**	-.33	10 ft	10	REF		
49650	201.1 to 202.1 feet	**Vertical Change**	-.34	10 ft	10	LF	$75	**$713**
43572	205.5 to 206.5 feet	**Vertical Change**	-.6	10 ft	10	SF	$75	**$713**
4536	207.3 to 217.5 feet	Cross Slope (PAR)	2.0-3.0%	10 ft	97	SF	$120	**$11,628**
47269	216.0 to 217.0 feet	**Vertical Change**	-.42	10 ft	10	REF		
53974	231.3 to 232.3 feet	**Vertical Change**	-.25	10 ft	10	LF	$75	**$713**

Funding Source: TBD **Year to be Completed** TBD

Street Side	Run ID	Survey Street Name	Starting Street Name	End Street Name	Priority
SE	1908211536	TRINITY AVE	5TH ST	4TH ST	78

ID	Dist. from Corner	Barrier Type	As-is Measurement/Notes	Sidewalk Width	Qty	Unit	Cost	Total
53027	235.7 to 236.7 feet	Vertical Change	-.27	10 ft	10	LF	$75	**$713**
49334	246.3 to 248.8 feet	Vertical Change	-.35	10 ft	24	LF	$75	**$1,781**
53028	261.3 to 262.3 feet	Vertical Change	-.27	10 ft	10	LF	$75	**$713**
45718	270.5 to 271.5 feet	Vertical Change	-.49	10 ft	10	LF	$75	**$713**
4537	271.8 to 282.3 feet	Cross Slope (PAR)	2.0-3.0%	10 ft	100	SF	$120	**$11,970**
53552	277.0 to 278.0 feet	Vertical Change	-.26	10 ft	10	REF		
49335	281.1 to 282.1 feet	Vertical Change	-.35	10 ft	10	REF		

TOTAL COST FOR: SE *side of* **TRINITY AVE** *Starting at:* **5TH ST** **$69,943.75**

Funding Source: TBD **Year to be Completed** TBD

Street Side	Run ID	Survey Street Name	Starting Street Name	End Street Name	Priority
NW	1909241445	TRINITY AVE	6TH ST	7TH ST	74

ID	Dist. from Corner	Barrier Type	As-is Measurement/Notes	Sidewalk Width	Qty	Unit	Cost	Total
16668	0.0 to 23.6 feet	Cross Slope (PAR)	2.0-3.0%	5 ft	118	SF	$120	**$14,160**
54375	24.8 to 25.8 feet	**Vertical Change**	.3	5 ft	5	LF	$75	**$375**
54376	37.5 to 38.5 feet	**Vertical Change**	.3	5 ft	5	LF	$75	**$375**
16669	44.7 to 50.3 feet	Cross Slope (PAR)	2.0-3.0%	5 ft	28	SF	$120	**$3,360**
54377	47.7 to 48.7 feet	**Vertical Change**	.3	5 ft	5	REF		
16670	57.3 to 82.8 feet	Cross Slope (PAR)	2.0-3.0%	5 ft	128	SF	$120	**$15,300**
54378	60.5 to 61.5 feet	**Vertical Change**	.3	5 ft	5	REF		
58920	71.6 to 88.7 feet	Driveway				REF		
54379	79.5 to 80.5 feet	**Vertical Change**	.3	5 ft	5	REF		
16673	89.4 to 94.3 feet	**Cross Slope (Driveway)**	2.0-3.0%	5 ft	25	SF	$40	**$980**
57003	92.8 to 93.8 feet	**Vertical Change**	.6	5 ft	5	REF		
16674	101.2 to 139.5 feet	Cross Slope (PAR)	2.0-3.0%	5 ft	192	SF	$120	**$22,980**
58921	137.9 to 154.5 feet	Driveway				REF		
54380	148.4 to 149.4 feet	**Vertical Change**	.3	5 ft	5	REF		
16681	152.5 to 168.5 feet	**Cross Slope (Driveway)**	2.0-3.0%	5 ft	80	SF	$40	**$3,200**
56667	156.4 to 157.4 feet	**Vertical Change**	.5	5 ft	5	REF		
54381	169.0 to 170.0 feet	**Vertical Change**	.3	5 ft	5	LF	$75	**$375**
16685	186.8 to 200.9 feet	Cross Slope (PAR)	2.0-3.0%	5 ft	71	SF	$120	**$8,460**
58922	202.2 to 237.1 feet	Driveway				REF		
16689	207.0 to 208.5 feet	**Cross Slope (Driveway)**	2.0-3.0%	5 ft	8	SF	$40	**$300**
16690	212.9 to 214.1 feet	**Cross Slope (Driveway)**	2.0-3.0%	5 ft	6	SF	$40	**$240**
16691	222.7 to 227.8 feet	**Cross Slope (Driveway)**	2.0-3.0%	5 ft	26	SF	$40	**$1,020**
54382	253.5 to 254.5 feet	**Vertical Change**	.3	5 ft	5	LF	$75	**$375**
54383	284.7 to 285.7 feet	**Vertical Change**	.3	5 ft	5	LF	$75	**$375**
56057	298.8 to 299.8 feet	**Vertical Change**	.4	5 ft	5	LF	$75	**$375**
57004	307.8 to 308.8 feet	**Vertical Change**	.6	5 ft	5	REF		
16693	307.8 to 309.6 feet	Cross Slope (PAR)	2.0-3.0%	5 ft	9	SF	$120	**$1,080**

TOTAL COST FOR: NW *side of* **TRINITY AVE** *Starting at:* **6TH ST** **$73,330.00**

Funding Source: TBD **Year to be Completed** TBD

Street Side	Run ID	Survey Street Name	Starting Street Name	End Street Name	Priority
SE	1908211533	TRINITY AVE	6TH ST	5TH ST	114.75

ID	Dist. from Corner	Barrier Type	As-is Measurement/Notes	Sidewalk Width	Qty	Unit	Cost	Total
4499	0.0 to 78.0 feet	Cross Slope (PAR)	2.0-3.0%	5 ft	390	SF	$120	**$46,800**
50344	2.6 to 3.6 feet	**Vertical Change**	-.32	5 ft	5	REF		
49648	12.7 to 13.7 feet	**Vertical Change**	-.34	5 ft	5	REF		
50345	32.9 to 33.9 feet	**Vertical Change**	-.32	5 ft	5	REF		
57939	44.4 to 64.2 feet	Driveway				REF		
52069	49.3 to 50.3 feet	**Vertical Change**	-.29	5 ft	5	REF		
45717	57.6 to 58.6 feet	**Vertical Change**	-.49	5 ft	5	REF		
52070	66.9 to 67.9 feet	**Vertical Change**	-.29	5 ft	5	REF		
47517	72.9 to 73.9 feet	**Vertical Change**	-.41	5 ft	5	REF		
4508	78.0 to 97.8 feet	Cross Slope (PAR)	4.0-5.0%	5 ft	99	SF	$120	**$11,880**
4510	97.8 to 102.1 feet	Cross Slope (PAR)	2.0-3.0%	5 ft	22	SF	$120	**$2,580**
53024	98.5 to 99.5 feet	**Vertical Change**	-.27	5 ft	5	REF		
57940	99.3 to 117.5 feet	Driveway				REF		
4511	105.1 to 120.8 feet	**Cross Slope (Driveway)**	2.0-3.0%	5 ft	79	SF	$40	**$3,140**
49649	114.5 to 115.5 feet	**Vertical Change**	-.34	5 ft	5	REF		
40114	119.9 to 120.9 feet	Running Slope	7.0-8.0%	5 ft	5	REF		
57573	122.0 to 123.0 feet	**Vertical Change**	2.65	5 ft	5	SF	$75	**$375**
42286	123.7 to 124.7 feet	**Vertical Change**	-.71	5 ft	5	SF	$75	**$375**
4512	124.8 to 129.8 feet	Cross Slope (PAR)	2.0-3.0%	5 ft	25	SF	$120	**$3,000**
45220	130.8 to 131.8 feet	**Vertical Change**	-.51	5 ft	5	SF	$75	**$375**
4513	133.1 to 178.3 feet	Cross Slope (PAR)	2.0-3.0%	5 ft	226	SF	$120	**$27,120**
53025	139.7 to 140.7 feet	**Vertical Change**	-.27	5 ft	5	REF		
46824	148.5 to 149.5 feet	**Vertical Change**	-.44	5 ft	5	REF		
57941	152.8 to 187.1 feet	Driveway				REF		
42886	157.3 to 158.3 feet	**Vertical Change**	-.65	5 ft	5	REF		
51641	168.6 to 169.6 feet	**Vertical Change**	-.3	5 ft	5	REF		
4516	188.8 to 198.2 feet	Cross Slope (PAR)	2.0-3.0%	5 ft	47	SF	$120	**$5,640**
4517	201.5 to 203.4 feet	Cross Slope (PAR)	2.0-3.0%	5 ft	10	SF	$120	**$1,140**
57942	206.6 to 236.9 feet	Driveway				REF		

Funding Source: TBD **Year to be Completed** TBD

Street Side	Run ID	Survey Street Name	Starting Street Name	End Street Name	Priority
SE	1908211533	TRINITY AVE	6TH ST	5TH ST	114.75

ID	Dist. from Corner	Barrier Type	As-is Measurement/Notes	Sidewalk Width	Qty	Unit	Cost	Total
42233	207.7 to 208.7 feet	Vertical Change	-.72	5 ft	5	REF		
4518	212.8 to 235.8 feet	Cross Slope (Driveway)	2.0-3.0%	5 ft	115	SF	$40	**$4,600**
52071	231.7 to 232.7 feet	Vertical Change	-.29	5 ft	5	REF		
40115	241.4 to 242.5 feet	Running Slope	8.0-9.0%	5 ft	6	SF	$120	**$660**
42126	241.8 to 242.8 feet	Vertical Change	-.74	5 ft	5	SF	$75	**$375**
57145	241.9 to 242.9 feet	Vertical Change	.64	5 ft	5	SF	$75	**$375**
57295	246.1 to 247.1 feet	Vertical Change	.87	5 ft	5	SF	$75	**$375**
41198	246.8 to 247.8 feet	Vertical Change	-2.45	5 ft	5	SF	$75	**$375**
40116	248.7 to 250.6 feet	Running Slope	6.0-7.0%	5 ft	10	SF	$120	**$1,140**
4521	251.4 to 252.8 feet	Cross Slope (PAR)	2.0-3.0%	5 ft	7	SF	$120	**$840**
57943	253.4 to 289.8 feet	Driveway				REF		
4522	254.1 to 260.6 feet	Cross Slope (Driveway)	6.0-7.0%	5 ft	33	SF	$40	**$1,300**
4524	260.6 to 266.7 feet	Cross Slope (Driveway)	5.0-6.0%	5 ft	30	SF	$40	**$1,220**
4526	266.7 to 271.8 feet	Cross Slope (Driveway)	3.0-4.0%	5 ft	26	SF	$40	**$1,020**
4527	271.8 to 281.5 feet	Cross Slope (Driveway)	2.0-3.0%	5 ft	49	SF	$40	**$1,940**
50725	273.8 to 274.8 feet	Vertical Change	-.31	5 ft	5	REF		
4528	288.7 to 298.3 feet	Cross Slope (Driveway)	2.0-3.0%	5 ft	48	SF	$40	**$1,920**
47267	295.3 to 296.3 feet	Vertical Change	-.42	5 ft	5	REF		

TOTAL COST FOR: SE *side of* **TRINITY AVE** *Starting at:* **6TH ST** **$118,565.00**

Funding Source: TBD **Year to be Completed** TBD

Street Side	Run ID	Survey Street Name	Starting Street Name	End Street Name	Priority
NW	1909241449	TRINITY AVE	7TH ST	8TH ST	84

ID	Dist. from Corner	Barrier Type	As-is Measurement/Notes	Sidewalk Width	Qty	Unit	Cost	Total
16632	4.8 to 31.5 feet	Cross Slope (PAR)	2.0-3.0%	5 ft	134	SF	$120	**$16,020**
54369	6.3 to 7.3 feet	**Vertical Change**	.3	5 ft	5	REF		
56049	32.0 to 33.0 feet	**Vertical Change**	.4	5 ft	5	LF	$75	**$375**
16640	39.1 to 43.0 feet	Cross Slope (PAR)	2.0-3.0%	5 ft	20	SF	$120	**$2,340**
58916	60.2 to 70.1 feet	Driveway				REF		
16642	75.8 to 79.4 feet	Cross Slope (PAR)	2.0-3.0%	5 ft	18	SF	$120	**$2,160**
56050	83.3 to 84.3 feet	**Vertical Change**	.4	5 ft	5	REF		
16643	83.5 to 90.5 feet	Cross Slope (PAR)	2.0-3.0%	5 ft	35	SF	$120	**$4,200**
16644	102.6 to 107.7 feet	Cross Slope (PAR)	2.0-3.0%	5 ft	26	SF	$120	**$3,060**
54370	108.9 to 109.9 feet	**Vertical Change**	.3	5 ft	5	LF	$75	**$375**
16645	112.3 to 149.3 feet	Cross Slope (PAR)	2.0-3.0%	5 ft	185	SF	$120	**$22,200**
56051	147.3 to 148.3 feet	**Vertical Change**	.4	5 ft	5	REF		
58917	148.0 to 159.3 feet	Driveway				REF		
56052	160.2 to 161.2 feet	**Vertical Change**	.4	5 ft	5	LF	$75	**$375**
16652	163.9 to 165.2 feet	Cross Slope (PAR)	2.0-3.0%	5 ft	7	SF	$120	**$780**
16653	193.3 to 198.8 feet	Cross Slope (PAR)	2.0-3.0%	5 ft	28	SF	$120	**$3,300**
16654	202.4 to 204.7 feet	Cross Slope (PAR)	2.0-3.0%	5 ft	12	SF	$120	**$1,380**
16655	210.0 to 211.8 feet	Cross Slope (PAR)	2.0-3.0%	5 ft	9	SF	$120	**$1,080**
16656	217.4 to 221.6 feet	Cross Slope (PAR)	2.0-3.0%	5 ft	21	SF	$120	**$2,520**
54371	219.4 to 220.4 feet	**Vertical Change**	.3	5 ft	5	REF		
16658	221.6 to 231.7 feet	Cross Slope (PAR)	4.0-5.0%	5 ft	51	SF	$120	**$6,060**
56053	222.6 to 225.9 feet	**Vertical Change**	.4	5 ft	17	REF		
54372	231.9 to 232.9 feet	**Vertical Change**	.3	5 ft	5	LF	$75	**$375**
56054	237.1 to 238.1 feet	**Vertical Change**	.4	5 ft	5	LF	$75	**$375**
16662	239.8 to 247.5 feet	Cross Slope (PAR)	2.0-3.0%	5 ft	39	SF	$120	**$4,620**
58918	249.3 to 261.0 feet	Driveway				REF		
56055	255.2 to 256.2 feet	**Vertical Change**	.4	5 ft	5	REF		
16663	257.6 to 266.7 feet	**Cross Slope (Driveway)**	2.0-3.0%	5 ft	45	SF	$40	**$1,820**
58919	262.8 to 274.7 feet	Driveway				REF		

Funding Source: TBD **Year to be Completed** TBD

Street Side	Run ID	Survey Street Name	Starting Street Name	End Street Name	Priority
NW	1909241449	TRINITY AVE	7TH ST	8TH ST	84

ID	Dist. from Corner	Barrier Type	As-is Measurement/Notes	Sidewalk Width	Qty	Unit	Cost	Total
54373	265.4 to 266.4 feet	Vertical Change	.3	5 ft	5	REF		
16665	273.5 to 279.4 feet	Cross Slope (Driveway)	2.0-3.0%	5 ft	29	SF	$40	**$1,180**
16666	285.6 to 293.8 feet	Cross Slope (PAR)	2.0-3.0%	5 ft	41	SF	$120	**$4,920**
54374	293.6 to 294.6 feet	Vertical Change	.3	5 ft	5	REF		
56056	306.5 to 307.5 feet	Vertical Change	.4	5 ft	5	LF	$75	**$375**

TOTAL COST FOR: NW *side of* **TRINITY AVE** *Starting at:* **7TH ST** **$79,890.00**

Funding Source: TBD **Year to be Completed** TBD

Street Side	Run ID	Survey Street Name	Starting Street Name	End Street Name	Priority
SE	1909241533	TRINITY AVE	7TH ST	6TH ST	74

ID	Dist. from Corner	Barrier Type	As-is Measurement/Notes	Sidewalk Width	Qty	Unit	Cost	Total
54344	4.9 to 5.9 feet	Vertical Change	.3	5 ft	5	LF	$75	$375
16486	44.7 to 47.4 feet	Cross Slope (PAR)	2.0-3.0%	5 ft	14	SF	$120	$1,620
58899	135.6 to 152.5 feet	Driveway				REF		
54345	186.2 to 187.2 feet	Vertical Change	.3	5 ft	5	LF	$75	$375
58900	198.8 to 211.1 feet	Driveway				REF		
56039	227.5 to 228.5 feet	Vertical Change	.4	5 ft	5	LF	$75	$375
56040	264.8 to 265.8 feet	Vertical Change	.4	5 ft	5	LF	$75	$375
16487	269.3 to 273.4 feet	Cross Slope (PAR)	2.0-3.0%	5 ft	20	SF	$120	$2,460
56041	273.6 to 274.6 feet	Vertical Change	.4	5 ft	5	LF	$75	$375
16488	290.1 to 306.8 feet	Cross Slope (PAR)	2.0-3.0%	5 ft	83	SF	$120	$10,020
54346	296.4 to 297.4 feet	Vertical Change	.3	5 ft	5	REF		

TOTAL COST FOR: SE *side of* **TRINITY AVE** *Starting at:* **7TH ST** **$15,975.00**

Funding Source: TBD **Year to be Completed** TBD

Street Side	Run ID	Survey Street Name	Starting Street Name	End Street Name	Priority
NW	1909241454	TRINITY AVE	804 TRINITY AVE	9TH ST	102

ID	Dist. from Corner	Barrier Type	As-is Measurement/Notes	Sidewalk Width	Qty	Unit	Cost	Total
16611	0.0 to 1.4 feet	Cross Slope (PAR)	2.0-3.0%	5 ft	7	SF	$120	**$840**
58913	2.6 to 10.8 feet	Driveway				REF		
16612	14.3 to 16.5 feet	Cross Slope (PAR)	2.0-3.0%	5 ft	11	SF	$120	**$1,320**
16613	29.6 to 32.4 feet	Cross Slope (PAR)	2.0-3.0%	5 ft	14	SF	$120	**$1,680**
58914	51.3 to 61.5 feet	Driveway				REF		
56048	65.6 to 66.6 feet	**Vertical Change**	.4	5 ft	5	LF	$75	**$375**
54367	73.5 to 74.5 feet	**Vertical Change**	.3	5 ft	5	LF	$75	**$375**
16614	80.2 to 93.8 feet	Cross Slope (PAR)	2.0-3.0%	5 ft	68	SF	$120	**$8,160**
57348	89.7 to 90.7 feet	**Vertical Change**	1	5 ft	5	REF		
16618	97.3 to 98.7 feet	Cross Slope (PAR)	2.0-3.0%	5 ft	7	SF	$120	**$840**
16619	126.3 to 129.7 feet	Cross Slope (PAR)	2.0-3.0%	5 ft	17	SF	$120	**$2,040**
16621	151.2 to 159.8 feet	Cross Slope (PAR)	2.0-3.0%	5 ft	43	SF	$120	**$5,160**
16624	162.1 to 167.3 feet	Cross Slope (PAR)	2.0-3.0%	5 ft	26	SF	$120	**$3,120**
58915	167.8 to 189.0 feet	Driveway				REF		
16625	170.9 to 194.2 feet	**Cross Slope (Driveway)**	2.0-3.0%	5 ft	117	SF	$40	**$4,660**
16628	211.0 to 251.6 feet	Cross Slope (PAR)	2.0-3.0%	5 ft	203	SF	$120	**$24,360**
54368	218.8 to 219.8 feet	**Vertical Change**	.3	5 ft	5	REF		

TOTAL COST FOR: NW *side of* **TRINITY AVE** *Starting at:* **804 TRINITY AVE** **$52,930.00**

Funding Source: TBD **Year to be Completed** TBD

Street Side	Run ID	Survey Street Name	Starting Street Name	End Street Name	Priority
SE	1909241520	TRINITY AVE	805 TRINITY AVE	8TH ST	103

ID	Dist. from Corner	Barrier Type	As-is Measurement/Notes	Sidewalk Width	Qty	Unit	Cost	Total
16517	0.0 to 13.3 feet	Cross Slope (PAR)	2.0-3.0%	5 ft	67	SF	$120	**$7,980**
58904	13.1 to 25.2 feet	Driveway				REF		
54353	45.4 to 46.4 feet	**Vertical Change**	.3	5 ft	5	LF	$75	**$375**

TOTAL COST FOR: SE *side of* **TRINITY AVE** *Starting at:* **805 TRINITY AVE** **$8,355.00**

Funding Source: TBD **Year to be Completed** TBD

Street Side	Run ID	Survey Street Name	Starting Street Name	End Street Name	Priority
SE	1909241518	TRINITY AVE	809 TRINITY AVE	809 TRINITY AVE	109

ID	Dist. from Corner	Barrier Type	As-is Measurement/Notes	Sidewalk Width	Qty	Unit	Cost	Total
57001	0.4 to 1.4 feet	Vertical Change	.6	5 ft	5	SF	$75	**$375**
58905	1.9 to 14.6 feet	Driveway				REF		
57301	2.1 to 3.1 feet	Vertical Change	.9	5 ft	5	REF		
16520	36.1 to 47.2 feet	Cross Slope (PAR)	2.0-3.0%	5 ft	56	SF	$120	**$6,660**
56664	42.7 to 43.7 feet	Vertical Change	.5	5 ft	5	REF		
57524	44.8 to 45.8 feet	Vertical Change	2	5 ft	5	REF		

TOTAL COST FOR: SE *side of* **TRINITY AVE** *Starting at:* **809 TRINITY AVE** **$7,035.00**

Funding Source: TBD **Year to be Completed** TBD

Street Side	Run ID	Survey Street Name	Starting Street Name	End Street Name	Priority
SE	1909241524	TRINITY AVE	8TH ST	7TH ST	85.25

ID	Dist. from Corner	Barrier Type	As-is Measurement/Notes	Sidewalk Width	Qty	Unit	Cost	Total
16491	9.9 to 13.9 feet	Cross Slope (PAR)	2.0-3.0%	5 ft	20	SF	$120	**$2,400**
54347	20.5 to 21.5 feet	Vertical Change	.3	5 ft	5	LF	$75	**$375**
16492	44.9 to 50.9 feet	Cross Slope (PAR)	2.0-3.0%	5 ft	30	SF	$120	**$3,600**
54348	48.6 to 49.6 feet	Vertical Change	.3	5 ft	5	REF		
58901	48.8 to 59.8 feet	Driveway				REF		
16494	60.9 to 68.8 feet	Cross Slope (PAR)	2.0-3.0%	5 ft	40	SF	$120	**$4,740**
54349	84.6 to 85.6 feet	Vertical Change	.3	5 ft	5	LF	$75	**$375**
54350	112.8 to 113.8 feet	Vertical Change	.3	5 ft	5	LF	$75	**$375**
16495	116.6 to 122.9 feet	Cross Slope (PAR)	2.0-3.0%	5 ft	32	SF	$120	**$3,780**
56042	123.0 to 124.0 feet	Vertical Change	.4	5 ft	5	LF	$75	**$375**
16497	126.7 to 132.6 feet	Cross Slope (PAR)	2.0-3.0%	5 ft	30	SF	$120	**$3,540**
58902	134.6 to 148.9 feet	Driveway				REF		
56043	140.9 to 141.9 feet	Vertical Change	.4	5 ft	5	REF		
16499	144.8 to 152.7 feet	Cross Slope (Driveway)	2.0-3.0%	5 ft	39	SF	$40	**$1,580**
54351	149.4 to 150.4 feet	Vertical Change	.3	5 ft	5	REF		
16501	156.7 to 177.7 feet	Cross Slope (PAR)	2.0-3.0%	5 ft	105	SF	$120	**$12,600**
58903	167.4 to 191.8 feet	Driveway				REF		
16506	180.3 to 198.4 feet	Cross Slope (Driveway)	2.0-3.0%	5 ft	91	SF	$40	**$3,620**
56044	207.8 to 208.8 feet	Vertical Change	.4	5 ft	5	LF	$75	**$375**
16509	214.8 to 219.0 feet	Cross Slope (PAR)	2.0-3.0%	5 ft	21	SF	$120	**$2,520**
54352	234.7 to 235.7 feet	Vertical Change	.3	5 ft	5	LF	$75	**$375**
16511	252.7 to 266.5 feet	Cross Slope (PAR)	2.0-3.0%	5 ft	69	SF	$120	**$8,280**
16512	275.0 to 278.8 feet	Cross Slope (PAR)	2.0-3.0%	5 ft	19	SF	$120	**$2,280**
16513	281.5 to 287.0 feet	Cross Slope (PAR)	2.0-3.0%	5 ft	28	SF	$120	**$3,300**
16515	303.9 to 311.7 feet	Cross Slope (PAR)	2.0-3.0%	5 ft	39	SF	$120	**$4,680**
40445	310.4 to 312.1 feet	Running Slope	5.0-6.0%	5 ft	9	REF		

TOTAL COST FOR: SE *side of* **TRINITY AVE** *Starting at:* **8TH ST** **$59,170.00**

Funding Source: TBD **Year to be Completed** TBD

Street Side	Run ID	Survey Street Name	Starting Street Name	End Street Name	Priority
NW	1909241459	TRINITY AVE	9TH ST	10TH ST	96

ID	Dist. from Corner	Barrier Type	As-is Measurement/Notes	Sidewalk Width	Qty	Unit	Cost	Total
16551	0.0 to 23.3 feet	Cross Slope (PAR)	2.0-3.0%	5 ft	117	SF	$120	**$13,980**
16556	26.2 to 47.4 feet	Cross Slope (PAR)	2.0-3.0%	5 ft	106	SF	$120	**$12,720**
54363	41.6 to 42.6 feet	**Vertical Change**	.3	5 ft	5	REF		
16559	47.6 to 59.1 feet	Cross Slope (PAR)	4.0-5.0%	5 ft	58	SF	$120	**$6,900**
56047	51.7 to 52.7 feet	**Vertical Change**	.4	5 ft	5	REF		
16562	61.3 to 70.3 feet	Cross Slope (PAR)	4.0-5.0%	5 ft	45	SF	$120	**$5,400**
16564	70.3 to 72.0 feet	Cross Slope (PAR)	2.0-3.0%	5 ft	9	SF	$120	**$1,020**
16565	82.0 to 93.8 feet	Cross Slope (PAR)	2.0-3.0%	5 ft	59	SF	$120	**$7,080**
58910	90.7 to 103.5 feet	Driveway				REF		
16569	102.9 to 114.1 feet	**Cross Slope (Driveway)**	2.0-3.0%	5 ft	56	SF	$40	**$2,240**
58911	105.9 to 117.6 feet	Driveway				REF		
16572	124.1 to 173.2 feet	Cross Slope (PAR)	2.0-3.0%	5 ft	246	SF	$120	**$29,460**
54364	144.1 to 145.1 feet	**Vertical Change**	.3	5 ft	5	REF		
58912	155.0 to 168.4 feet	Driveway				REF		
54365	156.8 to 157.8 feet	**Vertical Change**	.3	5 ft	5	REF		
16583	175.7 to 191.0 feet	Cross Slope (PAR)	4.0-5.0%	5 ft	77	SF	$120	**$9,180**
16587	191.3 to 212.8 feet	Cross Slope (PAR)	2.0-3.0%	5 ft	108	SF	$120	**$12,900**
16593	216.6 to 224.4 feet	Cross Slope (PAR)	4.0-5.0%	5 ft	39	SF	$120	**$4,680**
16595	225.2 to 246.6 feet	Cross Slope (PAR)	2.0-3.0%	5 ft	107	SF	$120	**$12,840**
16600	249.9 to 258.0 feet	Cross Slope (PAR)	2.0-3.0%	5 ft	41	SF	$120	**$4,860**
16601	264.2 to 270.4 feet	Cross Slope (PAR)	2.0-3.0%	5 ft	31	SF	$120	**$3,720**
16604	272.6 to 283.5 feet	Cross Slope (PAR)	2.0-3.0%	5 ft	54	SF	$120	**$6,540**
16606	292.8 to 311.4 feet	Cross Slope (PAR)	2.0-3.0%	5 ft	93	SF	$120	**$11,160**
54366	308.0 to 309.0 feet	**Vertical Change**	.3	5 ft	5	REF		

TOTAL COST FOR: NW *side of* **TRINITY AVE** *Starting at:* **9TH ST** **$144,680.00**

Funding Source: TBD **Year to be Completed** TBD

Street Side	Run ID	Survey Street Name	Starting Street Name	End Street Name	Priority
SE	1909241515	TRINITY AVE	9TH ST	813 TRINITY AVE	103

ID	Dist. from Corner	Barrier Type	As-is Measurement/Notes	Sidewalk Width	Qty	Unit	Cost	Total
57002	0.5 to 1.5 feet	Vertical Change	.6	5 ft	5	SF	$75	**$375**
16521	7.8 to 9.2 feet	Cross Slope (PAR)	2.0-3.0%	5 ft	7	SF	$120	**$840**
16522	36.6 to 47.6 feet	Cross Slope (PAR)	2.0-3.0%	5 ft	55	SF	$120	**$6,600**
16524	51.0 to 68.1 feet	Cross Slope (PAR)	2.0-3.0%	5 ft	85	SF	$120	**$10,260**
56665	77.7 to 78.7 feet	Vertical Change	.5	5 ft	5	SF	$75	**$375**
16526	93.0 to 102.3 feet	Cross Slope (PAR)	2.0-3.0%	5 ft	47	SF	$120	**$5,580**

TOTAL COST FOR: SE *side of* **TRINITY AVE** *Starting at:* **9TH ST** **$24,030.00**

Funding Source: TBD **Year to be Completed** TBD

Street Side	Run ID	Survey Street Name	Starting Street Name	End Street Name	Priority
NW	1908201602	TRINITY AVE	FRONT ST	1ST ST	102.25

ID	Dist. from Corner	Barrier Type	As-is Measurement/Notes	Sidewalk Width	Qty	Unit	Cost	Total
53357	5.5 to 8.8 feet	Vertical Change	-.26	4 ft	13	REF		
1839	5.5 to 29.3 feet	Cross Slope (PAR)	2.0-3.0%	4 ft	95	SF	$120	**$11,424**
50631	12.7 to 16.1 feet	Vertical Change	-.31	4 ft	14	REF		
51536	20.1 to 21.1 feet	Vertical Change	-.3	4 ft	4	REF		
53358	25.6 to 26.6 feet	Vertical Change	-.26	4 ft	4	REF		
57801	25.6 to 62.0 feet	Driveway				REF		
49268	30.0 to 31.0 feet	Vertical Change	-.35	4 ft	4	REF		
1840	33.6 to 58.4 feet	Cross Slope (Driveway)	9.0-10.0%	4 ft	99	SF	$40	**$3,968**
49269	45.6 to 46.6 feet	Vertical Change	-.35	4 ft	4	REF		
40004	57.0 to 59.3 feet	Running Slope	5.0-6.0%	4 ft	9	REF		
1844	61.7 to 63.1 feet	Cross Slope (Driveway)	3.0-4.0%	4 ft	6	SF	$40	**$224**
1845	63.1 to 87.4 feet	Cross Slope (PAR)	2.0-3.0%	4 ft	97	SF	$120	**$11,664**
51537	65.4 to 66.4 feet	Vertical Change	-.3	4 ft	4	REF		
52365	80.4 to 83.9 feet	Vertical Change	-.28	4 ft	14	REF		
50633	87.8 to 96.3 feet	Vertical Change	-.31	4 ft	34	LF	$75	**$2,550**
1849	99.8 to 101.6 feet	Cross Slope (PAR)	2.0-3.0%	4 ft	7	SF	$120	**$864**
49598	100.1 to 111.3 feet	Vertical Change	-.34	4 ft	45	REF		
57802	110.7 to 135.5 feet	Driveway				REF		
1850	111.8 to 113.7 feet	Cross Slope (Driveway)	2.0-3.0%	4 ft	8	SF	$40	**$304**
1851	117.3 to 131.9 feet	Cross Slope (Driveway)	9.0-10.0%	4 ft	58	SF	$40	**$2,336**
1853	135.2 to 137.3 feet	Cross Slope (Driveway)	2.0-3.0%	4 ft	8	SF	$40	**$336**
50252	139.5 to 140.5 feet	Vertical Change	-.32	4 ft	4	LF	$75	**$300**
51947	144.6 to 148.1 feet	Vertical Change	-.29	4 ft	14	LF	$75	**$1,050**
1854	146.6 to 180.5 feet	Cross Slope (PAR)	2.0-3.0%	4 ft	136	SF	$120	**$16,272**
52366	152.1 to 153.1 feet	Vertical Change	-.28	4 ft	4	REF		
51948	157.1 to 175.7 feet	Vertical Change	-.29	4 ft	74	REF		
53852	182.2 to 193.2 feet	Vertical Change	-.25	4 ft	44	LF	$75	**$3,300**
1855	184.5 to 193.9 feet	Cross Slope (PAR)	2.0-3.0%	4 ft	38	SF	$120	**$4,512**

Funding Source: TBD **Year to be Completed** TBD

Street Side	Run ID	Survey Street Name	Starting Street Name	End Street Name	Priority
NW	1908201602	TRINITY AVE	FRONT ST	1ST ST	102.25

ID	Dist. from Corner	Barrier Type	As-is Measurement/Notes	Sidewalk Width	Qty	Unit	Cost	Total
1856	197.0 to 218.8 feet	Cross Slope (PAR)	2.0-3.0%	4 ft	87	SF	$120	**$10,464**
50256	199.9 to 215.8 feet	**Vertical Change**	-.32	4 ft	64	REF		
57803	224.2 to 258.7 feet	Driveway				REF		
1859	224.3 to 228.9 feet	**Cross Slope (Driveway)**	2.0-3.0%	4 ft	18	SF	$40	**$736**
52852	227.3 to 228.3 feet	**Vertical Change**	-.27	4 ft	4	REF		
1860	231.7 to 255.7 feet	**Cross Slope (Driveway)**	7.0-8.0%	4 ft	96	SF	$40	**$3,840**
40005	254.4 to 256.3 feet	Running Slope	6.0-7.0%	4 ft	8	REF		
1865	259.1 to 286.6 feet	**Cross Slope (Driveway)**	2.0-3.0%	4 ft	110	SF	$40	**$4,400**
52370	261.2 to 262.2 feet	**Vertical Change**	-.28	4 ft	4	REF		
51950	266.4 to 267.4 feet	**Vertical Change**	-.29	4 ft	4	REF		
48686	271.4 to 282.2 feet	**Vertical Change**	-.37	4 ft	43	REF		
48119	286.2 to 287.2 feet	**Vertical Change**	-.39	4 ft	4	REF		

TOTAL COST FOR: NW *side of* **TRINITY AVE** *Starting at:* **FRONT ST** **$78,544.00**

Funding Source: TBD **Year to be Completed** TBD

Street Side	Run ID	Survey Street Name	Starting Street Name	End Street Name	Priority
NW	51909261430	TRINITY AVE	SIDEWALK BEGINS	SIDEWALK ENDS	84

ID	Dist. from Corner	Barrier Type	As-is Measurement/Notes	Sidewalk Width	Qty	Unit	Cost	Total
38704	0.8 to 6.9 feet	Cross Slope (PAR)	2.0-3.0%	6 ft	34	SF	$120	**$4,026**
38706	9.3 to 14.3 feet	Cross Slope (PAR)	2.0-3.0%	6 ft	27	SF	$120	**$3,300**
38708	17.5 to 30.4 feet	Cross Slope (PAR)	2.0-3.0%	6 ft	71	SF	$120	**$8,514**
60312	28.3 to 44.5 feet	Driveway				REF		
38712	34.2 to 35.2 feet	**Cross Slope (Driveway)**	11.0-12.0%	6 ft	6	SF	$40	**$220**
38713	37.5 to 41.8 feet	**Cross Slope (Driveway)**	>15%	6 ft	24	SF	$40	**$946**

TOTAL COST FOR: NW *side of* **TRINITY AVE** *Starting at:* **SIDEWALK BEGINS** **$17,006.00**

Funding Source: TBD **Year to be Completed** TBD

Street Side	Run ID	Survey Street Name	Starting Street Name	End Street Name	Priority
NW	51909261433	TRINITY AVE	SIDEWALK BEGINS	15TH ST	101.5

ID	Dist. from Corner	Barrier Type	As-is Measurement/Notes	Sidewalk Width	Qty	Unit	Cost	Total
38720	0.4 to 2.6 feet	Cross Slope (PAR)	13.014	6 ft	12	SF	$120	**$1,452**
60313	1.7 to 11.8 feet	Driveway				REF		
38721	5.7 to 9.1 feet	**Cross Slope (Driveway)**	13.014	6 ft	19	SF	$40	**$748**
47844	14.4 to 15.4 feet	**Vertical Change**	-.4	6 ft	6	LF	$75	**$413**
38723	16.9 to 19.2 feet	Cross Slope (PAR)	2.0-3.0%	6 ft	13	SF	$120	**$1,518**
55875	36.4 to 37.4 feet	**Vertical Change**	.3	6 ft	6	LF	$75	**$413**
38724	41.8 to 42.9 feet	Cross Slope (PAR)	2.0-3.0%	6 ft	6	SF	$120	**$726**
55876	46.8 to 47.8 feet	**Vertical Change**	.3	6 ft	6	LF	$75	**$413**
55877	56.2 to 57.2 feet	**Vertical Change**	.3	6 ft	6	LF	$75	**$413**
57219	72.4 to 73.4 feet	**Vertical Change**	.7	6 ft	6	SF	$75	**$413**
60314	84.8 to 95.8 feet	Driveway				REF		
38725	88.4 to 91.3 feet	**Cross Slope (Driveway)**	11.0-12.0%	6 ft	16	SF	$40	**$638**
38727	91.3 to 92.8 feet	**Cross Slope (Driveway)**	13.014	6 ft	8	SF	$40	**$330**
38728	98.5 to 99.6 feet	Cross Slope (PAR)	2.0-3.0%	6 ft	6	SF	$120	**$726**
60315	99.3 to 117.4 feet	Driveway				REF		
38729	104.1 to 113.7 feet	**Cross Slope (Driveway)**	>15%	6 ft	53	SF	$40	**$2,112**
47845	115.9 to 116.9 feet	**Vertical Change**	-.4	6 ft	6	REF		
38730	118.0 to 123.1 feet	Cross Slope (PAR)	3.0-4.0%	6 ft	28	SF	$120	**$3,366**
38732	123.3 to 124.6 feet	Cross Slope (PAR)	5.0-6.0%	6 ft	7	SF	$120	**$858**
38733	126.9 to 149.6 feet	Cross Slope (PAR)	4.0-5.0%	6 ft	125	SF	$120	**$14,982**
47846	142.0 to 143.0 feet	**Vertical Change**	-.4	6 ft	6	REF		
51459	147.0 to 148.0 feet	**Vertical Change**	-.3	6 ft	6	REF		
55878	152.0 to 153.0 feet	**Vertical Change**	.3	6 ft	6	LF	$75	**$413**
38739	153.3 to 167.0 feet	Cross Slope (PAR)	4.0-5.0%	6 ft	75	SF	$120	**$9,042**
55879	167.3 to 168.3 feet	**Vertical Change**	.3	6 ft	6	LF	$75	**$413**
38744	169.7 to 177.8 feet	Cross Slope (PAR)	2.0-3.0%	6 ft	45	SF	$120	**$5,346**
51460	181.9 to 182.9 feet	**Vertical Change**	-.3	6 ft	6	REF		
38746	182.4 to 185.3 feet	Cross Slope (PAR)	2.0-3.0%	6 ft	16	SF	$120	**$1,914**

TOTAL COST FOR: NW *side of* **TRINITY AVE** *Starting at:* **SIDEWALK BEGINS** **$46,645.50**

Funding Source: TBD **Year to be Completed** TBD

Street Side	Run ID	Survey Street Name	Starting Street Name	End Street Name	Priority
E	1909240850	TRUMAN DR	1513 TRUMAN DR	15TH ST	46

ID	Dist. from Corner	Barrier Type	As-is Measurement/Notes	Sidewalk Width	Qty	Unit	Cost	Total
20354	0.0 to 79.7 feet	Cross Slope (PAR)	4.0-5.0%	4 ft	319	SF	$120	**$38,256**
59142	0.3 to 85.9 feet	Driveway				REF		
54646	40.1 to 41.1 feet	**Vertical Change**	.3	4 ft	4	REF		
54647	44.1 to 45.1 feet	**Vertical Change**	.3	4 ft	4	REF		
20372	81.3 to 87.4 feet	**Cross Slope (Driveway)**	2.0-3.0%	4 ft	24	SF	$40	**$976**
56156	86.1 to 87.1 feet	**Vertical Change**	.4	4 ft	4	REF		

TOTAL COST FOR: E *side of* **TRUMAN DR** *Starting at:* **1513 TRUMAN DR** **$39,232.00**

Funding Source: TBD **Year to be Completed** TBD

Street Side	Run ID	Survey Street Name	Starting Street Name	End Street Name	Priority
E	1909240844	TRUMAN DR	1537 TRUMAN DR	FREE WILL BAPTIST CHURCH	53.5

ID	Dist. from Corner	Barrier Type	As-is Measurement/Notes	Sidewalk Width	Qty	Unit	Cost	Total
59144	0.5 to 14.0 feet	Driveway				REF		
20404	1.0 to 8.8 feet	Cross Slope (Driveway)	2.0-3.0%	5 ft	39	SF	$40	**$1,560**
54650	8.6 to 9.6 feet	Vertical Change	.3	5 ft	5	REF		
20406	20.2 to 21.2 feet	Cross Slope (PAR)	2.0-3.0%	5 ft	5	SF	$120	**$600**
54651	21.2 to 22.2 feet	Vertical Change	.3	5 ft	5	REF		
20407	22.9 to 24.2 feet	Cross Slope (PAR)	4.0-5.0%	5 ft	7	SF	$120	**$780**
20408	28.0 to 47.5 feet	Cross Slope (PAR)	2.0-3.0%	5 ft	98	SF	$120	**$11,700**
59145	29.3 to 179.5 feet	Driveway				REF		
20414	65.0 to 73.1 feet	Cross Slope (Driveway)	2.0-3.0%	5 ft	40	SF	$40	**$1,620**
20415	75.3 to 89.5 feet	Cross Slope (Driveway)	2.0-3.0%	5 ft	71	SF	$40	**$2,840**
20419	89.5 to 95.8 feet	Cross Slope (Driveway)	4.0-5.0%	5 ft	32	SF	$40	**$1,260**
20420	98.8 to 108.2 feet	Cross Slope (Driveway)	4.0-5.0%	5 ft	47	SF	$40	**$1,880**
20423	110.3 to 120.1 feet	Cross Slope (Driveway)	5.0-6.0%	5 ft	49	SF	$40	**$1,960**
20426	120.1 to 122.8 feet	Cross Slope (Driveway)	3.0-4.0%	5 ft	14	SF	$40	**$540**
20427	122.8 to 131.7 feet	Cross Slope (Driveway)	2.0-3.0%	5 ft	44	SF	$40	**$1,780**
20430	134.7 to 136.6 feet	Cross Slope (Driveway)	3.0-4.0%	5 ft	10	SF	$40	**$380**
20431	137.3 to 142.3 feet	Cross Slope (Driveway)	2.0-3.0%	5 ft	25	SF	$40	**$1,000**
20433	145.8 to 154.3 feet	Cross Slope (Driveway)	2.0-3.0%	5 ft	43	SF	$40	**$1,700**
20435	174.6 to 179.6 feet	Cross Slope (Driveway)	2.0-3.0%	5 ft	25	SF	$40	**$1,000**
54652	178.1 to 179.1 feet	Vertical Change	.3	5 ft	5	REF		

TOTAL COST FOR: E *side of* **TRUMAN DR** *Starting at:* **1537 TRUMAN DR** **$30,600.00**

Funding Source: TBD **Year to be Completed** TBD

Street Side	Run ID	Survey Street Name	Starting Street Name	End Street Name	Priority
W	1909240852	TRUMAN DR	15TH ST	SIDEWALK ENDS	50

ID	Dist. from Corner	Barrier Type	As-is Measurement/Notes	Sidewalk Width	Qty	Unit	Cost	Total
54642	1.6 to 2.6 feet	Vertical Change	.3	4 ft	4	LF	$75	$300
20335	6.8 to 14.8 feet	Cross Slope (PAR)	2.0-3.0%	4 ft	32	SF	$120	$3,840
20338	14.8 to 39.2 feet	Cross Slope (PAR)	4.0-5.0%	4 ft	98	SF	$120	$11,712
54643	16.6 to 17.6 feet	Vertical Change	.3	4 ft	4	REF		
57022	31.4 to 32.4 feet	Vertical Change	.6	4 ft	4	REF		
20347	39.8 to 53.4 feet	Cross Slope (PAR)	2.0-3.0%	4 ft	54	SF	$120	$6,528
57023	46.6 to 47.6 feet	Vertical Change	.6	4 ft	4	REF		
54644	54.5 to 58.4 feet	Vertical Change	.3	4 ft	16	LF	$75	$1,170
20353	59.8 to 62.7 feet	Cross Slope (PAR)	2.0-3.0%	4 ft	12	SF	$120	$1,392
56155	61.3 to 62.3 feet	Vertical Change	.4	4 ft	4	REF		

TOTAL COST FOR: W *side of* **TRUMAN DR** *Starting at:* **15TH ST** **$24,942.00**

Funding Source: TBD **Year to be Completed** TBD

Street Side	Run ID	Survey Street Name	Starting Street Name	End Street Name	Priority
E	1909240838	TRUMAN DR	ADAMS DR	WILSON WAY	75

ID	Dist. from Corner	Barrier Type	As-is Measurement/Notes	Sidewalk Width	Qty	Unit	Cost	Total
20439	0.0 to 8.0 feet	Cross Slope (PAR)	3.0-4.0%	5 ft	40	SF	$120	**$4,800**
59146	5.3 to 31.7 feet	Driveway				REF		
20441	10.5 to 20.2 feet	**Cross Slope (Driveway)**	9.0-10.0%	5 ft	49	SF	$40	**$1,940**
20445	24.8 to 27.4 feet	**Cross Slope (Driveway)**	11.0-12.0%	5 ft	13	SF	$40	**$520**
20446	32.8 to 45.6 feet	Cross Slope (PAR)	3.0-4.0%	5 ft	64	SF	$120	**$7,680**
20448	46.6 to 61.8 feet	Cross Slope (PAR)	2.0-3.0%	5 ft	76	SF	$120	**$9,120**
54653	58.3 to 59.3 feet	**Vertical Change**	.3	5 ft	5	REF		
20451	63.9 to 66.8 feet	Cross Slope (PAR)	3.0-4.0%	5 ft	15	SF	$120	**$1,740**
20452	67.7 to 78.2 feet	Cross Slope (PAR)	2.0-3.0%	5 ft	53	SF	$120	**$6,300**
20454	85.2 to 86.8 feet	Cross Slope (PAR)	2.0-3.0%	5 ft	8	SF	$120	**$960**
59147	90.1 to 117.6 feet	Driveway				REF		
20455	91.4 to 92.7 feet	**Cross Slope (Driveway)**	3.0-4.0%	5 ft	7	SF	$40	**$260**
40503	92.8 to 94.1 feet	Running Slope	5.0-6.0%	5 ft	7	REF		
20456	97.3 to 106.3 feet	**Cross Slope (Driveway)**	11.0-12.0%	5 ft	45	SF	$40	**$1,800**
20459	109.0 to 114.4 feet	**Cross Slope (Driveway)**	11.0-12.0%	5 ft	27	SF	$40	**$1,080**
20461	117.9 to 129.8 feet	**Cross Slope (Driveway)**	3.0-4.0%	5 ft	60	SF	$40	**$2,380**
20464	129.8 to 158.1 feet	Cross Slope (PAR)	2.0-3.0%	5 ft	141	SF	$120	**$16,980**
54654	139.5 to 140.5 feet	**Vertical Change**	.3	5 ft	5	REF		
20470	160.0 to 161.7 feet	Cross Slope (PAR)	5.0-6.0%	5 ft	8	SF	$120	**$1,020**
54655	161.2 to 162.2 feet	**Vertical Change**	.3	5 ft	5	REF		
20471	162.5 to 165.4 feet	Cross Slope (PAR)	3.0-4.0%	5 ft	15	SF	$120	**$1,740**
20472	165.4 to 205.1 feet	Cross Slope (PAR)	2.0-3.0%	5 ft	199	SF	$120	**$23,820**
54656	172.0 to 173.0 feet	**Vertical Change**	.3	5 ft	5	REF		
54657	188.0 to 189.0 feet	**Vertical Change**	.3	5 ft	5	REF		
54658	204.4 to 205.4 feet	**Vertical Change**	.3	5 ft	5	REF		
20481	208.5 to 210.7 feet	Cross Slope (PAR)	2.0-3.0%	5 ft	11	SF	$120	**$1,320**
20482	215.0 to 221.6 feet	Cross Slope (PAR)	2.0-3.0%	5 ft	33	SF	$120	**$3,960**
59148	220.8 to 246.9 feet	Driveway				REF		

Funding Source: TBD **Year to be Completed** TBD

Street Side	Run ID	Survey Street Name	Starting Street Name	End Street Name	Priority
E	1909240838	TRUMAN DR	ADAMS DR	WILSON WAY	75

ID	Dist. from Corner	Barrier Type	As-is Measurement/Notes	Sidewalk Width	Qty	Unit	Cost	Total
54659	221.6 to 222.6 feet	Vertical Change	.3	5 ft	5	REF		
40504	223.3 to 224.9 feet	Running Slope	6.0-7.0%	5 ft	8	REF		
20484	226.1 to 233.7 feet	Cross Slope (Driveway)	12.0-13.0%	5 ft	38	SF	$40	**$1,520**
20486	237.2 to 244.0 feet	Cross Slope (Driveway)	11.0-12.0%	5 ft	34	SF	$40	**$1,360**
20488	246.7 to 253.7 feet	Cross Slope (Driveway)	4.0-5.0%	5 ft	35	SF	$40	**$1,400**
54660	250.4 to 251.4 feet	Vertical Change	.3	5 ft	5	REF		
54661	255.1 to 256.1 feet	Vertical Change	.3	5 ft	5	REF		
70	255.3 to 256.3 feet	Continuous Width		5 ft	5	SF	$120	**$600**
20492	255.8 to 266.3 feet	Cross Slope (PAR)	2.0-3.0%	5 ft	53	SF	$120	**$6,300**
59149	264.2 to 291.8 feet	Driveway				REF		
20495	266.3 to 267.5 feet	Cross Slope (Driveway)	4.0-5.0%	5 ft	6	SF	$40	**$240**
40505	267.4 to 269.4 feet	Running Slope	5.0-6.0%	5 ft	10	REF		
20496	271.2 to 274.6 feet	Cross Slope (Driveway)	11.0-12.0%	5 ft	17	SF	$40	**$680**
20498	274.6 to 285.9 feet	Cross Slope (Driveway)	13.014	5 ft	56	SF	$40	**$2,260**
20500	291.5 to 311.0 feet	Cross Slope (Driveway)	4.0-5.0%	5 ft	98	SF	$40	**$3,900**
20506	311.0 to 327.6 feet	Cross Slope (PAR)	2.0-3.0%	5 ft	83	SF	$120	**$9,960**
56157	324.5 to 325.5 feet	Vertical Change	.4	5 ft	5	REF		
20511	334.3 to 338.7 feet	Cross Slope (PAR)	2.0-3.0%	5 ft	22	SF	$120	**$2,640**
71	338.6 to 339.6 feet	Continuous Width		5 ft	5	SF	$120	**$600**
20512	348.1 to 372.6 feet	Cross Slope (PAR)	2.0-3.0%	5 ft	123	SF	$120	**$14,700**
20516	411.1 to 413.6 feet	Cross Slope (PAR)	2.0-3.0%	5 ft	13	SF	$120	**$1,500**
59150	411.3 to 440.7 feet	Driveway				REF		
40506	414.3 to 415.7 feet	Running Slope	6.0-7.0%	5 ft	7	REF		
20518	416.5 to 430.1 feet	Cross Slope (Driveway)	10.0-11.0%	5 ft	68	SF	$40	**$2,720**
20520	430.4 to 437.3 feet	Cross Slope (Driveway)	12.0-13.0%	5 ft	35	SF	$40	**$1,380**
40507	437.8 to 440.1 feet	Running Slope	7.0-8.0%	5 ft	12	REF		
56702	439.3 to 440.3 feet	Vertical Change	.5	5 ft	5	REF		
20523	442.6 to 454.7 feet	Cross Slope (PAR)	2.0-3.0%	5 ft	61	SF	$120	**$7,260**

Funding Source: TBD **Year to be Completed** TBD

Street Side	Run ID	Survey Street Name	Starting Street Name	End Street Name	Priority
E	1909240838	TRUMAN DR	ADAMS DR	WILSON WAY	75

ID	Dist. from Corner	Barrier Type	As-is Measurement/Notes	Sidewalk Width	Qty	Unit	Cost	Total
20526	456.8 to 468.9 feet	Cross Slope (PAR)	2.0-3.0%	5 ft	61	SF	$120	**$7,260**
20529	477.9 to 502.6 feet	Cross Slope (PAR)	2.0-3.0%	5 ft	124	SF	$120	**$14,820**
59151	500.3 to 524.0 feet	Driveway				REF		
40509	502.1 to 503.8 feet	Running Slope	7.0-8.0%	5 ft	9	REF		
20533	508.4 to 521.3 feet	**Cross Slope (Driveway)**	10.0-11.0%	5 ft	64	SF	$40	**$2,580**
20539	521.3 to 524.6 feet	**Cross Slope (Driveway)**	8.0-9.0%	5 ft	17	SF	$40	**$660**

TOTAL COST FOR: E *side of* **TRUMAN DR** *Starting at:* **ADAMS DR** **$171,760.00**

Funding Source: TBD **Year to be Completed** TBD

Street Side	Run ID	Survey Street Name	Starting Street Name	End Street Name	Priority
W	1909241416	TRUMAN DR	ADAMS DR	GRANT DR	24

ID	Dist. from Corner	Barrier Type	As-is Measurement/Notes	Sidewalk Width	Qty	Unit	Cost	Total
16694	0.0 to 25.1 feet	Cross Slope (PAR)	2.0-3.0%	5 ft	126	SF	$120	**$15,060**
16697	56.5 to 67.0 feet	Cross Slope (PAR)	2.0-3.0%	5 ft	53	SF	$120	**$6,300**
54384	59.6 to 60.6 feet	**Vertical Change**	.3	5 ft	5	REF		
54385	63.0 to 64.0 feet	**Vertical Change**	.3	5 ft	5	REF		
54386	66.5 to 67.5 feet	**Vertical Change**	.3	5 ft	5	REF		
16698	82.3 to 86.3 feet	Cross Slope (PAR)	2.0-3.0%	5 ft	20	SF	$120	**$2,400**
54387	83.0 to 84.0 feet	**Vertical Change**	.3	5 ft	5	REF		
56058	132.7 to 133.7 feet	**Vertical Change**	.4	5 ft	5	LF	$75	**$375**
16700	140.8 to 156.0 feet	Cross Slope (PAR)	2.0-3.0%	5 ft	76	SF	$120	**$9,120**

TOTAL COST FOR: W *side of* **TRUMAN DR** *Starting at:* **ADAMS DR** **$33,255.00**

Funding Source: TBD **Year to be Completed** TBD

Street Side	Run ID	Survey Street Name	Starting Street Name	End Street Name	Priority
W	1909241202	TRUMAN DR	GRANT DR	VAN BUREN ST	49.25

ID	Dist. from Corner	Barrier Type	As-is Measurement/Notes	Sidewalk Width	Qty	Unit	Cost	Total
17749	1.8 to 12.1 feet	Cross Slope (PAR)	2.0-3.0%	5 ft	52	SF	$120	**$6,180**
54484	11.0 to 12.0 feet	**Vertical Change**	.3	5 ft	5	REF		
17752	22.8 to 27.3 feet	Cross Slope (PAR)	2.0-3.0%	5 ft	23	SF	$120	**$2,700**
54485	26.5 to 27.5 feet	**Vertical Change**	.3	5 ft	5	REF		
17754	55.8 to 67.6 feet	Cross Slope (PAR)	2.0-3.0%	5 ft	59	SF	$120	**$7,080**
17757	68.5 to 77.0 feet	Cross Slope (PAR)	4.0-5.0%	5 ft	43	SF	$120	**$5,100**
17758	78.1 to 88.8 feet	Cross Slope (PAR)	2.0-3.0%	5 ft	54	SF	$120	**$6,420**
17760	88.8 to 126.6 feet	Cross Slope (PAR)	4.0-5.0%	5 ft	189	SF	$120	**$22,680**
56678	95.5 to 96.5 feet	**Vertical Change**	.5	5 ft	5	REF		
56083	115.9 to 116.9 feet	**Vertical Change**	.4	5 ft	5	REF		
58998	125.1 to 147.9 feet	Driveway				REF		
17769	131.0 to 144.5 feet	**Cross Slope (Driveway)**	10.0-11.0%	5 ft	68	SF	$40	**$2,700**
54486	146.2 to 147.2 feet	**Vertical Change**	.3	5 ft	5	REF		
17776	147.9 to 149.0 feet	**Cross Slope (Driveway)**	3.0-4.0%	5 ft	6	SF	$40	**$220**
17777	149.0 to 157.7 feet	Cross Slope (PAR)	2.0-3.0%	5 ft	43	SF	$120	**$5,220**
58999	155.8 to 178.7 feet	Driveway				REF		
40476	158.9 to 160.1 feet	Running Slope	5.0-6.0%	5 ft	6	REF		
17779	161.1 to 175.7 feet	**Cross Slope (Driveway)**	9.0-10.0%	5 ft	73	SF	$40	**$2,920**
56084	177.2 to 178.2 feet	**Vertical Change**	.4	5 ft	5	REF		
17783	179.5 to 185.4 feet	Cross Slope (PAR)	2.0-3.0%	5 ft	30	SF	$120	**$3,540**
17785	185.4 to 221.7 feet	Cross Slope (PAR)	4.0-5.0%	5 ft	182	SF	$120	**$21,780**
54487	191.6 to 192.6 feet	**Vertical Change**	.3	5 ft	5	REF		
56085	196.3 to 197.3 feet	**Vertical Change**	.4	5 ft	5	REF		

TOTAL COST FOR: W *side of* **TRUMAN DR** *Starting at:* **GRANT DR** **$86,540.00**

Funding Source: TBD **Year to be Completed** TBD

Street Side	Run ID	Survey Street Name	Starting Street Name	End Street Name	Priority
W	1909241217	TRUMAN DR	JACKSON CT	PALM PKY	66.25

ID	Dist. from Corner	Barrier Type	As-is Measurement/Notes	Sidewalk Width	Qty	Unit	Cost	Total
17583	0.0 to 5.9 feet	Cross Slope (PAR)	3.0-4.0%	5 ft	30	SF	$120	**$3,540**
17586	6.4 to 14.5 feet	Cross Slope (PAR)	2.0-3.0%	5 ft	41	SF	$120	**$4,860**
54466	6.6 to 7.6 feet	**Vertical Change**	.3	5 ft	5	REF		
17589	14.5 to 20.8 feet	Cross Slope (PAR)	4.0-5.0%	5 ft	32	SF	$120	**$3,780**
17591	20.8 to 22.6 feet	Cross Slope (PAR)	2.0-3.0%	5 ft	9	SF	$120	**$1,080**
17592	29.3 to 30.8 feet	Cross Slope (PAR)	2.0-3.0%	5 ft	8	SF	$120	**$900**
58989	29.4 to 51.9 feet	Driveway				REF		
17593	35.8 to 48.6 feet	**Cross Slope (Driveway)**	11.0-12.0%	5 ft	64	SF	$40	**$2,560**
54467	40.5 to 41.5 feet	**Vertical Change**	.3	5 ft	5	REF		
17596	52.7 to 55.1 feet	Cross Slope (PAR)	3.0-4.0%	5 ft	12	SF	$120	**$1,440**
17597	55.1 to 62.3 feet	Cross Slope (PAR)	2.0-3.0%	5 ft	36	SF	$120	**$4,320**
58990	60.3 to 83.4 feet	Driveway				REF		
40469	62.5 to 64.0 feet	Running Slope	5.0-6.0%	5 ft	8	REF		
17599	66.0 to 80.3 feet	**Cross Slope (Driveway)**	10.0-11.0%	5 ft	72	SF	$40	**$2,860**
17604	84.3 to 85.5 feet	Cross Slope (PAR)	3.0-4.0%	5 ft	6	SF	$120	**$720**
17605	85.5 to 94.6 feet	Cross Slope (PAR)	2.0-3.0%	5 ft	46	SF	$120	**$5,460**
54468	92.2 to 93.2 feet	**Vertical Change**	.3	5 ft	5	REF		
17607	95.8 to 103.2 feet	Cross Slope (PAR)	5.0-6.0%	5 ft	37	SF	$120	**$4,440**
17608	103.2 to 109.6 feet	Cross Slope (PAR)	6.0-7.0%	5 ft	32	SF	$120	**$3,840**
17609	109.6 to 114.1 feet	Cross Slope (PAR)	5.0-6.0%	5 ft	23	SF	$120	**$2,700**
40470	113.2 to 115.3 feet	Running Slope	5.0-6.0%	5 ft	11	REF		
57409	113.3 to 114.3 feet	**Vertical Change**	1.2	5 ft	5	REF		
17611	114.3 to 116.1 feet	Cross Slope (PAR)	3.0-4.0%	5 ft	9	SF	$120	**$1,080**
17612	116.1 to 118.5 feet	Cross Slope (PAR)	2.0-3.0%	5 ft	12	SF	$120	**$1,440**

TOTAL COST FOR: W *side of* **TRUMAN DR** *Starting at:* **JACKSON CT** **$45,020.00**

Funding Source: TBD **Year to be Completed** TBD

Street Side	Run ID	Survey Street Name	Starting Street Name	End Street Name	Priority
E	1909231357	TRUMAN DR	JEFFERSON ST	PALM PKY	56.5

ID	Dist. from Corner	Barrier Type	As-is Measurement/Notes	Sidewalk Width	Qty	Unit	Cost	Total
15506	0.0 to 1.1 feet	Cross Slope (PAR)	2.0-3.0%	5 ft	6	SF	$120	**$660**
15507	6.4 to 14.8 feet	Cross Slope (PAR)	2.0-3.0%	5 ft	42	SF	$120	**$5,040**
15509	14.8 to 21.3 feet	Cross Slope (PAR)	4.0-5.0%	5 ft	33	SF	$120	**$3,900**
15511	21.3 to 24.3 feet	Cross Slope (PAR)	2.0-3.0%	5 ft	15	SF	$120	**$1,800**
58846	22.8 to 46.3 feet	Driveway				REF		
15512	28.0 to 43.0 feet	**Cross Slope (Driveway)**	10.0-11.0%	5 ft	75	SF	$40	**$3,000**
57169	43.9 to 44.9 feet	**Vertical Change**	.7	5 ft	5	REF		
15514	46.6 to 57.6 feet	Cross Slope (PAR)	2.0-3.0%	5 ft	55	SF	$120	**$6,600**
58847	56.5 to 79.1 feet	Driveway				REF		
40414	57.5 to 58.9 feet	Running Slope	5.0-6.0%	5 ft	7	REF		
15519	61.0 to 75.7 feet	**Cross Slope (Driveway)**	10.0-11.0%	5 ft	74	SF	$40	**$2,940**
15526	79.3 to 96.7 feet	**Cross Slope (Driveway)**	2.0-3.0%	5 ft	87	SF	$40	**$3,480**
15532	96.7 to 115.4 feet	Cross Slope (PAR)	4.0-5.0%	5 ft	94	SF	$120	**$11,220**
15539	118.8 to 124.6 feet	Cross Slope (PAR)	3.0-4.0%	5 ft	29	SF	$120	**$3,480**
15542	124.8 to 136.2 feet	Cross Slope (PAR)	2.0-3.0%	5 ft	57	SF	$120	**$6,840**
58848	135.3 to 156.9 feet	Driveway				REF		
15546	140.3 to 142.4 feet	**Cross Slope (Driveway)**	12.0-13.0%	5 ft	10	SF	$40	**$420**
15547	146.7 to 154.3 feet	**Cross Slope (Driveway)**	11.0-12.0%	5 ft	38	SF	$40	**$1,520**
56018	155.6 to 156.6 feet	**Vertical Change**	.4	5 ft	5	REF		
15550	157.3 to 166.9 feet	**Cross Slope (Driveway)**	3.0-4.0%	5 ft	48	SF	$40	**$1,920**
58849	164.9 to 187.9 feet	Driveway				REF		
15555	170.4 to 183.9 feet	**Cross Slope (Driveway)**	12.0-13.0%	5 ft	68	SF	$40	**$2,700**
57300	176.5 to 177.5 feet	**Vertical Change**	.9	5 ft	5	REF		
56019	186.5 to 187.5 feet	**Vertical Change**	.4	5 ft	5	REF		
15559	188.6 to 244.5 feet	Cross Slope (PAR)	2.0-3.0%	5 ft	280	SF	$120	**$33,540**
54258	223.6 to 224.6 feet	**Vertical Change**	.3	5 ft	5	REF		
58850	243.3 to 266.1 feet	Driveway				REF		
40415	246.3 to 247.3 feet	Running Slope	5.0-6.0%	5 ft	5	REF		
15575	248.7 to 262.8 feet	**Cross Slope (Driveway)**	10.0-11.0%	5 ft	71	SF	$40	**$2,820**

Funding Source: TBD **Year to be Completed** TBD

Street Side	Run ID	Survey Street Name	Starting Street Name	End Street Name	Priority
E	1909231357	TRUMAN DR	JEFFERSON ST	PALM PKY	56.5

ID	Dist. from Corner	Barrier Type	As-is Measurement/Notes	Sidewalk Width	Qty	Unit	Cost	Total
54259	264.5 to 265.5 feet	Vertical Change	.3	5 ft	5	REF		
40416	264.5 to 266.0 feet	Running Slope	5.0-6.0%	5 ft	8	REF		
15579	266.4 to 275.7 feet	Cross Slope (Driveway)	2.0-3.0%	5 ft	47	SF	$40	**$1,860**
54260	271.7 to 272.7 feet	Vertical Change	.3	5 ft	5	REF		
58851	273.6 to 296.8 feet	Driveway				REF		
40417	275.5 to 278.0 feet	Running Slope	6.0-7.0%	5 ft	13	REF		
15582	279.2 to 293.9 feet	Cross Slope (Driveway)	10.0-11.0%	5 ft	73	SF	$40	**$2,940**
56020	295.6 to 296.6 feet	Vertical Change	.4	5 ft	5	REF		
15587	297.4 to 308.0 feet	Cross Slope (Driveway)	2.0-3.0%	5 ft	53	SF	$40	**$2,120**
15588	314.8 to 338.3 feet	Cross Slope (PAR)	2.0-3.0%	5 ft	118	SF	$120	**$14,100**
15592	343.3 to 352.5 feet	Cross Slope (PAR)	2.0-3.0%	5 ft	46	SF	$120	**$5,520**
15595	354.9 to 356.4 feet	Cross Slope (PAR)	2.0-3.0%	5 ft	8	SF	$120	**$900**
58852	356.0 to 377.3 feet	Driveway				REF		
15596	360.6 to 375.3 feet	Cross Slope (Driveway)	10.0-11.0%	5 ft	74	SF	$40	**$2,940**
54261	378.9 to 379.9 feet	Vertical Change	.3	5 ft	5	REF		
15599	379.0 to 387.9 feet	Cross Slope (PAR)	2.0-3.0%	5 ft	45	SF	$120	**$5,340**
40418	383.1 to 385.3 feet	Running Slope	7.0-8.0%	5 ft	11	REF		
40419	386.2 to 387.5 feet	Running Slope	5.0-6.0%	5 ft	7	REF		
54262	386.7 to 387.7 feet	Vertical Change	.3	5 ft	5	REF		
58853	386.8 to 409.3 feet	Driveway				REF		
15603	391.1 to 406.0 feet	Cross Slope (Driveway)	9.0-10.0%	5 ft	75	SF	$40	**$2,980**
54263	407.7 to 408.7 feet	Vertical Change	.3	5 ft	5	REF		
54264	419.2 to 420.2 feet	Vertical Change	.3	5 ft	5	LF	$75	**$375**
15606	421.6 to 439.0 feet	Cross Slope (PAR)	2.0-3.0%	5 ft	87	SF	$120	**$10,440**
54265	429.4 to 430.4 feet	Vertical Change	.3	5 ft	5	REF		
56021	440.0 to 441.0 feet	Vertical Change	.4	5 ft	5	LF	$75	**$375**
15609	447.6 to 453.8 feet	Cross Slope (PAR)	2.0-3.0%	5 ft	31	SF	$120	**$3,720**
58854	469.9 to 493.7 feet	Driveway				REF		
40420	472.3 to 474.2 feet	Running Slope	6.0-7.0%	5 ft	10	REF		

Funding Source: TBD **Year to be Completed** TBD

Street Side	Run ID	Survey Street Name	Starting Street Name	End Street Name	Priority
E	1909231357	TRUMAN DR	JEFFERSON ST	PALM PKY	56.5

ID	Dist. from Corner	Barrier Type	As-is Measurement/Notes	Sidewalk Width	Qty	Unit	Cost	Total
15610	474.7 to 486.4 feet	Cross Slope (Driveway)	8.0-9.0%	5 ft	59	SF	$40	**$2,340**
54266	481.9 to 482.9 feet	Vertical Change	.3	5 ft	5	REF		
15613	486.4 to 490.1 feet	Cross Slope (Driveway)	10.0-11.0%	5 ft	19	SF	$40	**$740**
54267	492.3 to 493.3 feet	Vertical Change	.3	5 ft	5	REF		
15614	494.3 to 502.2 feet	Cross Slope (Driveway)	2.0-3.0%	5 ft	40	SF	$40	**$1,580**
58855	500.9 to 524.0 feet	Driveway				REF		
15616	505.6 to 515.8 feet	Cross Slope (Driveway)	10.0-11.0%	5 ft	51	SF	$40	**$2,040**
54268	513.0 to 514.0 feet	Vertical Change	.3	5 ft	5	REF		
15618	518.3 to 521.4 feet	Cross Slope (Driveway)	10.0-11.0%	5 ft	16	SF	$40	**$620**
15619	525.3 to 549.3 feet	Cross Slope (PAR)	2.0-3.0%	5 ft	120	SF	$120	**$14,400**

TOTAL COST FOR: E *side of* **TRUMAN DR** *Starting at:* **JEFFERSON ST** **$167,210.00**

Funding Source: TBD **Year to be Completed** TBD

Street Side	Run ID	Survey Street Name	Starting Street Name	End Street Name	Priority
E	1909240830	TRUMAN DR	PALM PKY	ADAMS DR	70.5

ID	Dist. from Corner	Barrier Type	As-is Measurement/Notes	Sidewalk Width	Qty	Unit	Cost	Total
20540	0.0 to 4.7 feet	Cross Slope (PAR)	2.0-3.0%	5 ft	24	SF	$120	**$2,820**
20542	4.7 to 13.1 feet	Cross Slope (PAR)	4.0-5.0%	5 ft	42	SF	$120	**$5,040**
54662	5.9 to 6.9 feet	**Vertical Change**	.3	5 ft	5	REF		
20547	14.7 to 19.9 feet	Cross Slope (PAR)	2.0-3.0%	5 ft	26	SF	$120	**$3,120**
20549	20.1 to 43.5 feet	Cross Slope (PAR)	4.0-5.0%	5 ft	117	SF	$120	**$14,040**
59152	43.1 to 67.1 feet	Driveway				REF		
20556	48.8 to 63.3 feet	**Cross Slope (Driveway)**	10.0-11.0%	5 ft	73	SF	$40	**$2,900**
20560	66.7 to 71.8 feet	**Cross Slope (Driveway)**	4.0-5.0%	5 ft	26	SF	$40	**$1,020**
20562	71.8 to 76.9 feet	Cross Slope (PAR)	2.0-3.0%	5 ft	26	SF	$120	**$3,060**
59153	75.6 to 98.8 feet	Driveway				REF		
20565	81.6 to 84.5 feet	**Cross Slope (Driveway)**	10.0-11.0%	5 ft	15	SF	$40	**$580**
20566	89.0 to 95.7 feet	**Cross Slope (Driveway)**	11.0-12.0%	5 ft	34	SF	$40	**$1,340**
20568	99.3 to 105.4 feet	**Cross Slope (Driveway)**	3.0-4.0%	5 ft	31	SF	$40	**$1,220**
20569	105.8 to 111.6 feet	Cross Slope (PAR)	2.0-3.0%	5 ft	29	SF	$120	**$3,480**
20571	111.8 to 114.7 feet	Cross Slope (PAR)	4.0-5.0%	5 ft	15	SF	$120	**$1,740**
20573	114.8 to 118.5 feet	Cross Slope (PAR)	6.0-7.0%	5 ft	19	SF	$120	**$2,220**
57024	118.8 to 119.8 feet	**Vertical Change**	.6	5 ft	5	REF		
20575	118.8 to 121.3 feet	Cross Slope (PAR)	4.0-5.0%	5 ft	13	SF	$120	**$1,500**
20577	125.8 to 131.7 feet	Cross Slope (PAR)	2.0-3.0%	5 ft	29	SF	$120	**$3,540**
59154	129.1 to 152.5 feet	Driveway				REF		
20579	135.1 to 149.5 feet	**Cross Slope (Driveway)**	10.0-11.0%	5 ft	72	SF	$40	**$2,880**
20583	152.8 to 168.8 feet	Cross Slope (PAR)	5.0-6.0%	5 ft	80	SF	$120	**$9,600**
56158	160.7 to 161.7 feet	**Vertical Change**	.4	5 ft	5	REF		
20589	173.6 to 206.8 feet	Cross Slope (PAR)	4.0-5.0%	5 ft	166	SF	$120	**$19,920**
20599	208.9 to 213.3 feet	Cross Slope (PAR)	2.0-3.0%	5 ft	22	SF	$120	**$2,640**
59155	214.0 to 236.8 feet	Driveway				REF		
20601	220.0 to 223.7 feet	**Cross Slope (Driveway)**	11.0-12.0%	5 ft	19	SF	$40	**$740**
20603	223.7 to 226.8 feet	**Cross Slope (Driveway)**	9.0-10.0%	5 ft	16	SF	$40	**$620**
20605	227.0 to 232.1 feet	**Cross Slope (Driveway)**	11.0-12.0%	5 ft	26	SF	$40	**$1,020**

Funding Source: TBD **Year to be Completed** TBD

Street Side	Run ID	Survey Street Name	Starting Street Name	End Street Name	Priority
E	1909240830	TRUMAN DR	PALM PKY	ADAMS DR	70.5

ID	Dist. from Corner	Barrier Type	As-is Measurement/Notes	Sidewalk Width	Qty	Unit	Cost	Total
20608	232.8 to 233.8 feet	Cross Slope (Driveway)	9.0-10.0%	5 ft	5	SF	$40	$200
20609	240.0 to 245.5 feet	Cross Slope (PAR)	2.0-3.0%	5 ft	28	SF	$120	$3,300
59156	244.3 to 267.1 feet	Driveway				REF		
20610	246.3 to 247.3 feet	Cross Slope (Driveway)	4.0-5.0%	5 ft	5	SF	$40	$200
20611	250.3 to 257.7 feet	Cross Slope (Driveway)	9.0-10.0%	5 ft	37	SF	$40	$1,480
20614	260.1 to 263.3 feet	Cross Slope (Driveway)	10.0-11.0%	5 ft	16	SF	$40	$640
20615	268.8 to 276.8 feet	Cross Slope (PAR)	2.0-3.0%	5 ft	40	SF	$120	$4,800
20618	281.1 to 324.0 feet	Cross Slope (PAR)	2.0-3.0%	5 ft	214	SF	$120	$25,740
59157	322.6 to 345.4 feet	Driveway				REF		
20627	328.0 to 341.4 feet	Cross Slope (Driveway)	10.0-11.0%	5 ft	67	SF	$40	$2,680
20630	345.8 to 347.2 feet	Cross Slope (PAR)	3.0-4.0%	5 ft	7	SF	$120	$840
20631	347.2 to 357.7 feet	Cross Slope (PAR)	2.0-3.0%	5 ft	53	SF	$120	$6,300
59158	355.8 to 379.3 feet	Driveway				REF		
20634	361.4 to 375.8 feet	Cross Slope (Driveway)	10.0-11.0%	5 ft	72	SF	$40	$2,880
20639	379.0 to 396.3 feet	Cross Slope (Driveway)	2.0-3.0%	5 ft	87	SF	$40	$3,460
20644	398.2 to 399.5 feet	Cross Slope (PAR)	4.0-5.0%	5 ft	7	SF	$120	$780
20645	402.5 to 437.5 feet	Cross Slope (PAR)	3.0-4.0%	5 ft	175	SF	$120	$21,000
59159	440.0 to 463.3 feet	Driveway				REF		
20655	441.1 to 442.3 feet	Cross Slope (Driveway)	3.0-4.0%	5 ft	6	SF	$40	$240
40510	442.4 to 444.2 feet	Running Slope	5.0-6.0%	5 ft	9	REF		
20656	446.1 to 459.6 feet	Cross Slope (Driveway)	11.0-12.0%	5 ft	68	SF	$40	$2,700
20661	459.6 to 460.7 feet	Cross Slope (Driveway)	9.0-10.0%	5 ft	6	SF	$40	$220
40511	460.4 to 461.4 feet	Running Slope	5.0-6.0%	5 ft	5	REF		
20662	463.9 to 471.9 feet	Cross Slope (PAR)	2.0-3.0%	5 ft	40	SF	$120	$4,800
59160	471.8 to 493.9 feet	Driveway				REF		
20666	471.9 to 473.0 feet	Cross Slope (Driveway)	4.0-5.0%	5 ft	6	SF	$40	$220
40512	472.9 to 475.2 feet	Running Slope	5.0-6.0%	5 ft	12	REF		
20667	477.1 to 479.6 feet	Cross Slope (Driveway)	10.0-11.0%	5 ft	13	SF	$40	$500
20669	479.6 to 483.3 feet	Cross Slope (Driveway)	12.0-13.0%	5 ft	19	SF	$40	$740

Funding Source: TBD **Year to be Completed** TBD

Street Side	Run ID	Survey Street Name	Starting Street Name	End Street Name	Priority
E	1909240830	TRUMAN DR	PALM PKY	ADAMS DR	70.5

ID	Dist. from Corner	Barrier Type	As-is Measurement/Notes	Sidewalk Width	Qty	Unit	Cost	Total
20671	485.4 to 489.6 feet	Cross Slope (Driveway)	12.0-13.0%	5 ft	21	SF	$40	$840
20674	496.1 to 527.2 feet	Cross Slope (PAR)	2.0-3.0%	5 ft	156	SF	$120	$18,660
20681	527.2 to 546.6 feet	Cross Slope (PAR)	4.0-5.0%	5 ft	97	SF	$120	$11,640
20686	546.6 to 561.6 feet	Cross Slope (PAR)	2.0-3.0%	5 ft	75	SF	$120	$9,000
59161	559.0 to 582.6 feet	Driveway				REF		
40513	560.9 to 562.8 feet	Running Slope	6.0-7.0%	5 ft	9	REF		
20691	565.2 to 579.8 feet	Cross Slope (Driveway)	10.0-11.0%	5 ft	73	SF	$40	$2,920
20694	583.0 to 590.3 feet	Cross Slope (Driveway)	3.0-4.0%	5 ft	36	SF	$40	$1,460
59162	590.2 to 613.3 feet	Driveway				REF		
20696	595.3 to 600.1 feet	Cross Slope (Driveway)	12.0-13.0%	5 ft	24	SF	$40	$960
20698	600.1 to 608.5 feet	Cross Slope (Driveway)	14.0-15.0%	5 ft	42	SF	$40	$1,680
20702	608.7 to 609.9 feet	Cross Slope (Driveway)	12.0-13.0%	5 ft	6	SF	$40	$240
54663	611.5 to 612.5 feet	Vertical Change	.3	5 ft	5	REF		
20703	613.8 to 621.5 feet	Cross Slope (PAR)	3.0-4.0%	5 ft	39	SF	$120	$4,620
20705	624.4 to 634.6 feet	Cross Slope (PAR)	3.0-4.0%	5 ft	51	SF	$120	$6,120
20708	638.9 to 640.3 feet	Cross Slope (PAR)	3.0-4.0%	5 ft	7	SF	$120	$840
20709	640.7 to 667.6 feet	Cross Slope (PAR)	2.0-3.0%	5 ft	134	SF	$120	$16,140
54664	644.8 to 645.8 feet	Vertical Change	.3	5 ft	5	REF		
20714	671.1 to 677.8 feet	Cross Slope (PAR)	2.0-3.0%	5 ft	34	SF	$120	$4,020
20716	677.8 to 694.9 feet	Cross Slope (PAR)	4.0-5.0%	5 ft	86	SF	$120	$10,260
20718	694.9 to 710.8 feet	Cross Slope (PAR)	6.0-7.0%	5 ft	80	SF	$120	$9,540
72	700.3 to 701.3 feet	Continuous Width		5 ft	5	SF	$120	$600
54665	709.7 to 710.7 feet	Vertical Change	.3	5 ft	5	REF		
59163	710.0 to 735.8 feet	Driveway				REF		
40514	710.8 to 712.2 feet	Running Slope	6.0-7.0%	5 ft	7	REF		
20720	715.3 to 726.5 feet	Cross Slope (Driveway)	13.014	5 ft	56	SF	$40	$2,240
20725	727.3 to 732.3 feet	Cross Slope (Driveway)	11.0-12.0%	5 ft	25	SF	$40	$1,000
20727	736.1 to 737.3 feet	Cross Slope (Driveway)	3.0-4.0%	5 ft	6	SF	$40	$240

Funding Source: TBD **Year to be Completed** TBD

Street Side	Run ID	Survey Street Name	Starting Street Name	End Street Name	Priority
E	1909240830	TRUMAN DR	PALM PKY	ADAMS DR	70.5

ID	Dist. from Corner	Barrier Type	As-is Measurement/Notes	Sidewalk Width	Qty	Unit	Cost	Total
20728	738.0 to 750.8 feet	Cross Slope (PAR)	2.0-3.0%	5 ft	64	SF	$120	**$7,680**
54666	739.8 to 740.8 feet	**Vertical Change**	.3	5 ft	5	REF		
59164	748.8 to 776.3 feet	Driveway				REF		
20731	756.4 to 761.1 feet	**Cross Slope (Driveway)**	11.0-12.0%	5 ft	24	SF	$40	**$940**
20733	762.5 to 771.8 feet	**Cross Slope (Driveway)**	9.0-10.0%	5 ft	47	SF	$40	**$1,860**
40515	774.3 to 775.5 feet	Running Slope	6.0-7.0%	5 ft	6	REF		
56703	775.4 to 776.4 feet	**Vertical Change**	.5	5 ft	5	REF		
20735	776.3 to 798.6 feet	**Cross Slope (Driveway)**	4.0-5.0%	5 ft	112	SF	$40	**$4,460**
20741	798.6 to 799.7 feet	Cross Slope (PAR)	6.0-7.0%	5 ft	6	SF	$120	**$660**
20742	801.4 to 810.8 feet	Cross Slope (PAR)	8.0-9.0%	5 ft	47	SF	$120	**$5,640**
20747	816.5 to 819.5 feet	Cross Slope (PAR)	5.0-6.0%	5 ft	15	SF	$120	**$1,800**
20749	819.5 to 828.5 feet	Cross Slope (PAR)	3.0-4.0%	5 ft	45	SF	$120	**$5,400**
20751	829.7 to 836.8 feet	Cross Slope (PAR)	2.0-3.0%	5 ft	36	SF	$120	**$4,260**
59165	833.8 to 861.2 feet	Driveway				REF		
20753	836.8 to 837.9 feet	**Cross Slope (Driveway)**	4.0-5.0%	5 ft	6	SF	$40	**$220**
40516	837.9 to 839.3 feet	Running Slope	5.0-6.0%	5 ft	7	REF		
20754	840.0 to 844.3 feet	**Cross Slope (Driveway)**	9.0-10.0%	5 ft	22	SF	$40	**$860**
20756	844.3 to 857.4 feet	**Cross Slope (Driveway)**	11.0-12.0%	5 ft	66	SF	$40	**$2,620**
54667	859.8 to 860.8 feet	**Vertical Change**	.3	5 ft	5	REF		
20761	860.8 to 861.8 feet	**Cross Slope (Driveway)**	3.0-4.0%	5 ft	5	SF	$40	**$200**
20762	863.3 to 914.3 feet	Cross Slope (PAR)	2.0-3.0%	5 ft	255	SF	$120	**$30,600**
54668	898.8 to 899.8 feet	**Vertical Change**	.3	5 ft	5	REF		
20774	918.2 to 929.0 feet	Cross Slope (PAR)	3.0-4.0%	5 ft	54	SF	$120	**$6,480**
20776	931.9 to 965.3 feet	Cross Slope (PAR)	2.0-3.0%	5 ft	167	SF	$120	**$20,040**
59166	963.0 to 989.6 feet	Driveway				REF		
20783	969.1 to 985.8 feet	**Cross Slope (Driveway)**	10.0-11.0%	5 ft	84	SF	$40	**$3,340**
54669	988.5 to 989.5 feet	**Vertical Change**	.3	5 ft	5	REF		
20787	990.0 to 991.0 feet	**Cross Slope (Driveway)**	3.0-4.0%	5 ft	5	SF	$40	**$200**

Funding Source: TBD **Year to be Completed** TBD

Street Side	Run ID	Survey Street Name	Starting Street Name	End Street Name	Priority
E	1909240830	TRUMAN DR	PALM PKY	ADAMS DR	70.5

ID	Dist. from Corner	Barrier Type	As-is Measurement/Notes	Sidewalk Width	Qty	Unit	Cost	Total
20788	991.4 to 997.6 feet	Cross Slope (PAR)	2.0-3.0%	5 ft	31	SF	$120	**$3,720**

TOTAL COST FOR: E *side of* **TRUMAN DR** *Starting at:* **PALM PKY** **$372,760.00**

Funding Source: TBD **Year to be Completed** TBD

Street Side	Run ID	Survey Street Name	Starting Street Name	End Street Name	Priority
W	1909231405	TRUMAN DR	PALM PKY	JEFFERSON ST	62.75

ID	Dist. from Corner	Barrier Type	As-is Measurement/Notes	Sidewalk Width	Qty	Unit	Cost	Total
15399	2.4 to 6.5 feet	Cross Slope (PAR)	2.0-3.0%	5 ft	21	SF	$120	**$2,460**
54250	5.7 to 6.7 feet	**Vertical Change**	.3	5 ft	5	REF		
15401	9.2 to 12.1 feet	Cross Slope (PAR)	2.0-3.0%	5 ft	15	SF	$120	**$1,740**
58837	37.6 to 58.3 feet	Driveway				REF		
15402	42.8 to 56.2 feet	**Cross Slope (Driveway)**	9.0-10.0%	5 ft	67	SF	$40	**$2,680**
40410	57.0 to 58.3 feet	Running Slope	5.0-6.0%	5 ft	7	REF		
15407	59.8 to 69.0 feet	Cross Slope (PAR)	2.0-3.0%	5 ft	46	SF	$120	**$5,520**
58838	67.9 to 90.2 feet	Driveway				REF		
57168	68.1 to 69.1 feet	**Vertical Change**	.7	5 ft	5	REF		
15409	72.3 to 79.1 feet	**Cross Slope (Driveway)**	9.0-10.0%	5 ft	34	SF	$40	**$1,360**
15411	82.1 to 85.7 feet	**Cross Slope (Driveway)**	10.0-11.0%	5 ft	18	SF	$40	**$720**
40411	87.7 to 89.9 feet	Running Slope	5.0-6.0%	5 ft	11	REF		
56014	89.8 to 90.8 feet	**Vertical Change**	.4	5 ft	5	REF		
15412	90.4 to 95.6 feet	**Cross Slope (Driveway)**	3.0-4.0%	5 ft	26	SF	$40	**$1,040**
15414	95.8 to 105.2 feet	Cross Slope (PAR)	2.0-3.0%	5 ft	47	SF	$120	**$5,640**
54251	96.5 to 97.5 feet	**Vertical Change**	.3	5 ft	5	REF		
15416	105.2 to 147.4 feet	Cross Slope (PAR)	4.0-5.0%	5 ft	211	SF	$120	**$25,320**
56015	116.2 to 117.2 feet	**Vertical Change**	.4	5 ft	5	REF		
58839	146.2 to 168.7 feet	Driveway				REF		
40412	147.8 to 149.0 feet	Running Slope	6.0-7.0%	5 ft	6	REF		
15426	151.3 to 165.8 feet	**Cross Slope (Driveway)**	9.0-10.0%	5 ft	72	SF	$40	**$2,900**
15431	169.5 to 179.1 feet	Cross Slope (PAR)	2.0-3.0%	5 ft	48	SF	$120	**$5,760**
58840	176.8 to 199.5 feet	Driveway				REF		
56016	177.8 to 178.8 feet	**Vertical Change**	.4	5 ft	5	REF		
15433	183.9 to 197.1 feet	**Cross Slope (Driveway)**	9.0-10.0%	5 ft	66	SF	$40	**$2,640**
15436	201.3 to 236.8 feet	Cross Slope (PAR)	2.0-3.0%	5 ft	178	SF	$120	**$21,300**
15443	236.8 to 238.3 feet	Cross Slope (PAR)	4.0-5.0%	5 ft	8	SF	$120	**$900**
15444	240.4 to 256.3 feet	Cross Slope (PAR)	3.0-4.0%	5 ft	80	SF	$120	**$9,540**
54252	245.8 to 246.8 feet	**Vertical Change**	.3	5 ft	5	REF		

Funding Source: TBD **Year to be Completed** TBD

Street Side	Run ID	Survey Street Name	Starting Street Name	End Street Name	Priority
W	1909231405	TRUMAN DR	PALM PKY	JEFFERSON ST	62.75

ID	Dist. from Corner	Barrier Type	As-is Measurement/Notes	Sidewalk Width	Qty	Unit	Cost	Total
57380	252.3 to 253.3 feet	Vertical Change	1.1	5 ft	5	REF		
58841	254.7 to 277.5 feet	Driveway				REF		
40413	257.2 to 258.4 feet	Running Slope	6.0-7.0%	5 ft	6	REF		
15446	260.0 to 273.6 feet	Cross Slope (Driveway)	10.0-11.0%	5 ft	68	SF	$40	**$2,720**
15450	279.1 to 287.8 feet	Cross Slope (PAR)	2.0-3.0%	5 ft	43	SF	$120	**$5,220**
58842	285.3 to 308.2 feet	Driveway				REF		
15453	291.3 to 298.6 feet	Cross Slope (Driveway)	11.0-12.0%	5 ft	37	SF	$40	**$1,460**
15455	301.3 to 305.0 feet	Cross Slope (Driveway)	9.0-10.0%	5 ft	19	SF	$40	**$740**
15457	308.3 to 362.0 feet	Cross Slope (Driveway)	2.0-3.0%	5 ft	269	SF	$40	**$10,740**
54253	324.6 to 325.6 feet	Vertical Change	.3	5 ft	5	REF		
57627	357.5 to 358.5 feet	Vertical Change	3.3	5 ft	5	REF		
58843	364.6 to 386.4 feet	Driveway				REF		
15467	369.0 to 373.9 feet	Cross Slope (Driveway)	8.0-9.0%	5 ft	25	SF	$40	**$980**
15470	373.9 to 383.5 feet	Cross Slope (Driveway)	10.0-11.0%	5 ft	48	SF	$40	**$1,920**
15473	383.5 to 384.5 feet	Cross Slope (Driveway)	8.0-9.0%	5 ft	5	SF	$40	**$200**
54254	385.6 to 386.6 feet	Vertical Change	.3	5 ft	5	REF		
15474	388.7 to 408.3 feet	Cross Slope (PAR)	2.0-3.0%	5 ft	98	SF	$120	**$11,760**
54255	409.0 to 410.0 feet	Vertical Change	.3	5 ft	5	LF	$75	**$375**
15478	412.8 to 420.9 feet	Cross Slope (PAR)	2.0-3.0%	5 ft	41	SF	$120	**$4,860**
56017	415.5 to 416.5 feet	Vertical Change	.4	5 ft	5	REF		
58844	418.5 to 441.4 feet	Driveway				REF		
15482	422.4 to 426.3 feet	Cross Slope (Driveway)	7.0-8.0%	5 ft	20	SF	$40	**$780**
15484	426.3 to 437.5 feet	Cross Slope (Driveway)	9.0-10.0%	5 ft	56	SF	$40	**$2,240**
15486	443.2 to 445.4 feet	Cross Slope (PAR)	3.0-4.0%	5 ft	11	SF	$120	**$1,320**
15487	446.0 to 451.3 feet	Cross Slope (PAR)	2.0-3.0%	5 ft	27	SF	$120	**$3,180**
58845	450.1 to 472.3 feet	Driveway				REF		
15489	455.3 to 469.3 feet	Cross Slope (Driveway)	10.0-11.0%	5 ft	70	SF	$40	**$2,800**
15494	471.5 to 503.9 feet	Cross Slope (Driveway)	4.0-5.0%	5 ft	162	SF	$40	**$6,480**
54256	477.8 to 478.8 feet	Vertical Change	.3	5 ft	5	REF		

Funding Source: TBD **Year to be Completed** TBD

Street Side	Run ID	Survey Street Name	Starting Street Name	End Street Name	Priority
W	1909231405	TRUMAN DR	PALM PKY	JEFFERSON ST	62.75

ID	Dist. from Corner	Barrier Type	As-is Measurement/Notes	Sidewalk Width	Qty	Unit	Cost	Total
54257	496.8 to 497.8 feet	Vertical Change	.3	5 ft	5	REF		

TOTAL COST FOR: W *side of* **TRUMAN DR** *Starting at:* **PALM PKY** **$147,295.00**

Funding Source: TBD **Year to be Completed** TBD

Street Side	Run ID	Survey Street Name	Starting Street Name	End Street Name	Priority
E	1909240846	TRUMAN DR	SIDEWALK BEGINS	1513 TRUMAN DR	46

ID	Dist. from Corner	Barrier Type	As-is Measurement/Notes	Sidewalk Width	Qty	Unit	Cost	Total
20375	0.0 to 12.8 feet	Cross Slope (PAR)	2.0-3.0%	4 ft	51	SF	$120	**$6,144**
20377	12.8 to 23.3 feet	Cross Slope (PAR)	4.0-5.0%	4 ft	42	SF	$120	**$5,040**
20380	23.3 to 34.5 feet	Cross Slope (PAR)	2.0-3.0%	4 ft	45	SF	$120	**$5,376**
59143	33.7 to 45.4 feet	Driveway				REF		
20385	34.7 to 40.7 feet	**Cross Slope (Driveway)**	4.0-5.0%	4 ft	24	SF	$40	**$960**
20388	40.7 to 52.8 feet	**Cross Slope (Driveway)**	2.0-3.0%	4 ft	48	SF	$40	**$1,936**
54648	46.1 to 47.1 feet	**Vertical Change**	.3	4 ft	4	REF		
20392	52.8 to 60.3 feet	Cross Slope (PAR)	4.0-5.0%	4 ft	30	SF	$120	**$3,600**
54649	58.4 to 59.4 feet	**Vertical Change**	.3	4 ft	4	REF		
20395	60.3 to 100.3 feet	Cross Slope (PAR)	2.0-3.0%	4 ft	160	SF	$120	**$19,200**
56701	100.9 to 101.9 feet	**Vertical Change**	.5	4 ft	4	SF	$75	**$300**

TOTAL COST FOR: E *side of* **TRUMAN DR** *Starting at:* **SIDEWALK BEGINS** **$42,556.00**

Funding Source: TBD **Year to be Completed** TBD

Street Side	Run ID	Survey Street Name	Starting Street Name	End Street Name	Priority
W	1909240855	TRUMAN DR	SIDEWALK BEGINS	SIDEWALK ENDS	58

ID	Dist. from Corner	Barrier Type	As-is Measurement/Notes	Sidewalk Width	Qty	Unit	Cost	Total
20318	0.8 to 30.8 feet	Cross Slope (PAR)	4.0-5.0%	8 ft	240	SF	$120	**$28,800**
20325	30.8 to 33.8 feet	Cross Slope (PAR)	6.0-7.0%	8 ft	24	SF	$120	**$2,880**
20326	33.8 to 56.8 feet	Cross Slope (PAR)	5.0-6.0%	8 ft	184	SF	$120	**$22,080**
54640	43.7 to 44.7 feet	**Vertical Change**	.3	8 ft	8	REF		
20330	58.9 to 66.1 feet	Cross Slope (PAR)	4.0-5.0%	8 ft	58	SF	$120	**$6,912**
54641	64.3 to 65.3 feet	**Vertical Change**	.3	8 ft	8	REF		
20333	66.1 to 70.5 feet	Cross Slope (PAR)	6.0-7.0%	8 ft	35	SF	$120	**$4,224**

TOTAL COST FOR: W *side of* **TRUMAN DR** *Starting at:* **SIDEWALK BEGINS** **$64,896.00**

Funding Source: TBD **Year to be Completed** TBD

Street Side	Run ID	Survey Street Name	Starting Street Name	End Street Name	Priority
W	1909240859	TRUMAN DR	SIDEWALK BEGINS	1526 TRUMAN DR	78.25

ID	Dist. from Corner	Barrier Type	As-is Measurement/Notes	Sidewalk Width	Qty	Unit	Cost	Total
40500	0.3 to 3.7 feet	Running Slope	6.0-7.0%	4 ft	14	REF		
20284	0.7 to 4.5 feet	Cross Slope (PAR)	4.0-5.0%	4 ft	15	SF	$120	**$1,824**
54634	2.6 to 9.9 feet	**Vertical Change**	.3	4 ft	29	REF		
20285	6.7 to 8.8 feet	Cross Slope (PAR)	8.0-9.0%	4 ft	8	SF	$120	**$1,008**
40502	8.8 to 10.3 feet	Running Slope	5.0-6.0%	4 ft	6	REF		
20287	10.6 to 12.3 feet	Cross Slope (PAR)	6.0-7.0%	4 ft	7	SF	$120	**$816**
54637	12.0 to 14.7 feet	**Vertical Change**	.3	4 ft	11	REF		
20288	15.2 to 25.3 feet	Cross Slope (PAR)	5.0-6.0%	4 ft	40	SF	$120	**$4,848**
20291	27.6 to 30.3 feet	Cross Slope (PAR)	3.0-4.0%	4 ft	11	SF	$120	**$1,296**
20292	30.3 to 33.6 feet	Cross Slope (PAR)	2.0-3.0%	4 ft	13	SF	$120	**$1,584**
20294	33.6 to 37.5 feet	Cross Slope (PAR)	4.0-5.0%	4 ft	16	SF	$120	**$1,872**
20297	37.9 to 40.9 feet	Cross Slope (PAR)	2.0-3.0%	4 ft	12	SF	$120	**$1,440**
20298	44.8 to 52.3 feet	Cross Slope (PAR)	2.0-3.0%	4 ft	30	SF	$120	**$3,600**
20300	52.3 to 66.3 feet	Cross Slope (PAR)	4.0-5.0%	4 ft	56	SF	$120	**$6,720**
56154	55.8 to 56.8 feet	**Vertical Change**	.4	4 ft	4	REF		
20303	68.3 to 69.8 feet	Cross Slope (PAR)	6.0-7.0%	4 ft	6	SF	$120	**$720**
20304	70.2 to 91.5 feet	Cross Slope (PAR)	5.0-6.0%	4 ft	85	SF	$120	**$10,224**
20307	93.1 to 107.2 feet	Cross Slope (PAR)	3.0-4.0%	4 ft	56	SF	$120	**$6,768**
54639	107.6 to 108.6 feet	**Vertical Change**	.3	4 ft	4	LF	$75	**$300**
20310	108.9 to 130.0 feet	Cross Slope (PAR)	5.0-6.0%	4 ft	84	SF	$120	**$10,128**
59141	110.1 to 122.0 feet	Driveway				REF		
57550	114.3 to 115.3 feet	**Vertical Change**	2.3	4 ft	4	REF		
20314	133.1 to 136.3 feet	Cross Slope (PAR)	5.0-6.0%	4 ft	13	SF	$120	**$1,536**
20316	139.8 to 145.5 feet	Cross Slope (PAR)	4.0-5.0%	4 ft	23	SF	$120	**$2,736**

TOTAL COST FOR: W *side of* **TRUMAN DR** *Starting at:* **SIDEWALK BEGINS** **$57,420.00**

Funding Source: TBD **Year to be Completed** TBD

Street Side	Run ID	Survey Street Name	Starting Street Name	End Street Name	Priority
W	1909241117	TRUMAN DR	SIDEWALK BEGINS	WASHINGTON DR	43

ID	Dist. from Corner	Barrier Type	As-is Measurement/Notes	Sidewalk Width	Qty	Unit	Cost	Total
18352	1.3 to 18.3 feet	Cross Slope (PAR)	2.0-3.0%	5 ft	85	SF	$120	**$10,200**
18355	18.3 to 21.0 feet	Cross Slope (PAR)	4.0-5.0%	5 ft	14	SF	$120	**$1,620**
18357	21.0 to 28.0 feet	Cross Slope (PAR)	2.0-3.0%	5 ft	35	SF	$120	**$4,200**
54528	24.5 to 25.5 feet	**Vertical Change**	.3	5 ft	5	REF		
18359	29.3 to 39.6 feet	Cross Slope (PAR)	4.0-5.0%	5 ft	52	SF	$120	**$6,180**
18361	41.1 to 53.2 feet	Cross Slope (PAR)	2.0-3.0%	5 ft	61	SF	$120	**$7,260**
18362	59.8 to 75.3 feet	Cross Slope (PAR)	2.0-3.0%	5 ft	78	SF	$120	**$9,300**

TOTAL COST FOR: W *side of* **TRUMAN DR** *Starting at:* **SIDEWALK BEGINS** **$38,760.00**

Funding Source: TBD **Year to be Completed** TBD

Street Side	Run ID	Survey Street Name	Starting Street Name	End Street Name	Priority
W	1909241210	TRUMAN DR	VAN BUREN ST	JACKSON CT	56.75

ID	Dist. from Corner	Barrier Type	As-is Measurement/Notes	Sidewalk Width	Qty	Unit	Cost	Total
17677	0.0 to 5.6 feet	Cross Slope (PAR)	2.0-3.0%	5 ft	28	SF	$120	**$3,360**
17679	5.6 to 9.2 feet	Cross Slope (PAR)	4.0-5.0%	5 ft	18	SF	$120	**$2,160**
17681	9.2 to 15.3 feet	Cross Slope (PAR)	2.0-3.0%	5 ft	31	SF	$120	**$3,660**
17684	19.5 to 29.5 feet	Cross Slope (PAR)	2.0-3.0%	5 ft	50	SF	$120	**$6,000**
17685	31.8 to 34.3 feet	Cross Slope (PAR)	2.0-3.0%	5 ft	12	SF	$120	**$1,500**
58994	32.4 to 55.3 feet	Driveway				REF		
56081	33.1 to 34.1 feet	**Vertical Change**	.4	5 ft	5	REF		
17686	37.8 to 52.7 feet	**Cross Slope (Driveway)**	8.0-9.0%	5 ft	75	SF	$40	**$2,980**
40472	52.8 to 53.9 feet	Running Slope	5.0-6.0%	5 ft	6	REF		
54478	53.8 to 54.8 feet	**Vertical Change**	.3	5 ft	5	REF		
17689	57.3 to 63.6 feet	Cross Slope (PAR)	2.0-3.0%	5 ft	32	SF	$120	**$3,780**
58995	62.7 to 85.9 feet	Driveway				REF		
40473	64.9 to 66.4 feet	Running Slope	6.0-7.0%	5 ft	8	REF		
17691	67.6 to 81.3 feet	**Cross Slope (Driveway)**	9.0-10.0%	5 ft	69	SF	$40	**$2,740**
40474	83.3 to 85.5 feet	Running Slope	5.0-6.0%	5 ft	11	REF		
17693	86.3 to 90.2 feet	**Cross Slope (Driveway)**	2.0-3.0%	5 ft	20	SF	$40	**$780**
56082	90.2 to 91.2 feet	**Vertical Change**	.4	5 ft	5	REF		
17694	93.7 to 102.3 feet	Cross Slope (PAR)	3.0-4.0%	5 ft	43	SF	$120	**$5,160**
17696	103.3 to 110.5 feet	Cross Slope (PAR)	5.0-6.0%	5 ft	36	SF	$120	**$4,320**
17698	110.5 to 115.3 feet	Cross Slope (PAR)	3.0-4.0%	5 ft	24	SF	$120	**$2,880**
17699	115.6 to 157.1 feet	Cross Slope (PAR)	2.0-3.0%	5 ft	208	SF	$120	**$24,900**
58996	155.8 to 178.5 feet	Driveway				REF		
17706	161.5 to 168.5 feet	**Cross Slope (Driveway)**	11.0-12.0%	5 ft	35	SF	$40	**$1,400**
17708	168.5 to 175.3 feet	**Cross Slope (Driveway)**	9.0-10.0%	5 ft	34	SF	$40	**$1,360**
17711	178.4 to 184.3 feet	**Cross Slope (Driveway)**	3.0-4.0%	5 ft	30	SF	$40	**$1,180**
17712	184.3 to 187.8 feet	Cross Slope (PAR)	2.0-3.0%	5 ft	18	SF	$120	**$2,100**
58997	186.2 to 209.2 feet	Driveway				REF		
54479	186.6 to 187.6 feet	**Vertical Change**	.3	5 ft	5	REF		
40475	188.4 to 190.3 feet	Running Slope	5.0-6.0%	5 ft	10	REF		

Funding Source: TBD **Year to be Completed** TBD

Street Side	Run ID	Survey Street Name	Starting Street Name	End Street Name	Priority
W	1909241210	TRUMAN DR	VAN BUREN ST	JACKSON CT	56.75

ID	Dist. from Corner	Barrier Type	As-is Measurement/Notes	Sidewalk Width	Qty	Unit	Cost	Total
17714	191.3 to 203.8 feet	Cross Slope (Driveway)	10.0-11.0%	5 ft	63	SF	$40	**$2,500**
17717	205.1 to 206.3 feet	Cross Slope (Driveway)	8.0-9.0%	5 ft	6	SF	$40	**$240**
17718	209.2 to 242.8 feet	Cross Slope (Driveway)	2.0-3.0%	5 ft	168	SF	$40	**$6,720**
54480	216.7 to 217.7 feet	Vertical Change	.3	5 ft	5	REF		
54481	226.1 to 227.1 feet	Vertical Change	.3	5 ft	5	REF		
54482	236.6 to 237.6 feet	Vertical Change	.3	5 ft	5	REF		

TOTAL COST FOR: W *side of* **TRUMAN DR** *Starting at:* **VAN BUREN ST** **$79,720.00**

Funding Source: TBD **Year to be Completed** TBD

Street Side	Run ID	Survey Street Name	Starting Street Name	End Street Name	Priority
W	1909241413	TRUMAN DR	WASHINGTON DR	ADAMS DR	18

ID	Dist. from Corner	Barrier Type	As-is Measurement/Notes	Sidewalk Width	Qty	Unit	Cost	Total
16704	17.0 to 21.3 feet	Cross Slope (PAR)	2.0-3.0%	5 ft	22	SF	$120	**$2,580**
16705	89.3 to 90.8 feet	Cross Slope (PAR)	2.0-3.0%	5 ft	8	SF	$120	**$900**
16706	108.4 to 109.4 feet	Cross Slope (PAR)	2.0-3.0%	5 ft	5	SF	$120	**$600**
16707	113.7 to 150.3 feet	Cross Slope (PAR)	2.0-3.0%	5 ft	183	SF	$120	**$21,960**

TOTAL COST FOR: W *side of* **TRUMAN DR** *Starting at:* **WASHINGTON DR** **$26,040.00**

Funding Source: TBD **Year to be Completed** TBD

Street Side	Run ID	Survey Street Name	Starting Street Name	End Street Name	Priority
S	1909241207	VAN BUREN ST	SIDEWALK BEGINS	TRUMAN DR	21

ID	Dist. from Corner	Barrier Type	As-is Measurement/Notes	Sidewalk Width	Qty	Unit	Cost	Total
17728	0.0 to 6.3 feet	Cross Slope (PAR)	3.0-4.0%	5 ft	32	SF	$120	**$3,780**
17729	6.7 to 18.3 feet	Cross Slope (PAR)	2.0-3.0%	5 ft	58	SF	$120	**$6,960**
57009	56.2 to 57.2 feet	**Vertical Change**	.6	5 ft	5	SF	$75	**$375**
17732	57.9 to 76.1 feet	Cross Slope (PAR)	2.0-3.0%	5 ft	91	SF	$120	**$10,920**
17734	79.0 to 81.3 feet	Cross Slope (PAR)	2.0-3.0%	5 ft	12	SF	$120	**$1,380**

TOTAL COST FOR: S *side of* **VAN BUREN ST** *Starting at:* **SIDEWALK BEGINS** **$23,415.00**

Funding Source: TBD **Year to be Completed** TBD

Street Side	Run ID	Survey Street Name	Starting Street Name	End Street Name	Priority
N	1909241205	VAN BUREN ST	TRUMAN DR	SIDEWALK ENDS	27

ID	Dist. from Corner	Barrier Type	As-is Measurement/Notes	Sidewalk Width	Qty	Unit	Cost	Total
17735	0.0 to 13.4 feet	Cross Slope (PAR)	2.0-3.0%	5 ft	67	SF	$120	**$8,040**
54483	6.9 to 7.9 feet	**Vertical Change**	.3	5 ft	5	REF		
17738	15.6 to 36.2 feet	Cross Slope (PAR)	2.0-3.0%	5 ft	103	SF	$120	**$12,360**
17742	53.3 to 89.4 feet	Cross Slope (PAR)	2.0-3.0%	5 ft	181	SF	$120	**$21,660**
57410	83.9 to 84.9 feet	**Vertical Change**	1.2	5 ft	5	REF		
17748	89.9 to 95.4 feet	Cross Slope (PAR)	4.0-5.0%	5 ft	28	SF	$120	**$3,300**

TOTAL COST FOR: N *side of* **VAN BUREN ST** *Starting at:* **TRUMAN DR** **$45,360.00**

Funding Source: TBD **Year to be Completed** TBD

Street Side	Run ID	Survey Street Name	Starting Street Name	End Street Name	Priority
SE	51909231757	VENTURA AVE	10TH ST	9TH ST	93

ID	Dist. from Corner	Barrier Type	As-is Measurement/Notes	Sidewalk Width	Qty	Unit	Cost	Total
29828	0.7 to 7.4 feet	Cross Slope (PAR)	3.0-4.0%	6 ft	37	SF	$120	**$4,422**
29830	7.4 to 11.4 feet	Cross Slope (PAR)	2.0-3.0%	6 ft	22	SF	$120	**$2,640**
29832	11.6 to 17.0 feet	Cross Slope (PAR)	4.0-5.0%	6 ft	30	SF	$120	**$3,564**
29834	18.3 to 24.8 feet	Cross Slope (PAR)	2.0-3.0%	6 ft	36	SF	$120	**$4,290**
29835	27.3 to 35.1 feet	Cross Slope (PAR)	3.0-4.0%	6 ft	43	SF	$120	**$5,148**
29837	35.9 to 37.1 feet	Cross Slope (PAR)	2.0-3.0%	6 ft	7	SF	$120	**$792**
29838	39.7 to 41.1 feet	Cross Slope (PAR)	3.0-4.0%	6 ft	8	SF	$120	**$924**
29839	41.8 to 52.8 feet	Cross Slope (PAR)	2.0-3.0%	6 ft	61	SF	$120	**$7,260**
29841	56.5 to 76.7 feet	Cross Slope (PAR)	3.0-4.0%	6 ft	111	SF	$120	**$13,332**
29847	76.7 to 81.7 feet	Cross Slope (PAR)	2.0-3.0%	6 ft	28	SF	$120	**$3,300**
59716	83.4 to 106.8 feet	Driveway				REF		
29848	89.2 to 102.9 feet	**Cross Slope (Driveway)**	11.0-12.0%	6 ft	75	SF	$40	**$3,014**
29854	102.9 to 106.2 feet	**Cross Slope (Driveway)**	9.0-10.0%	6 ft	18	SF	$40	**$726**
29855	110.3 to 119.5 feet	Cross Slope (PAR)	2.0-3.0%	6 ft	51	SF	$120	**$6,072**
29857	133.0 to 148.4 feet	Cross Slope (PAR)	2.0-3.0%	6 ft	85	SF	$120	**$10,164**
59717	150.3 to 170.0 feet	Driveway				REF		
29858	150.5 to 151.8 feet	**Cross Slope (Driveway)**	2.0-3.0%	6 ft	7	SF	$40	**$286**
29859	155.8 to 170.3 feet	**Cross Slope (Driveway)**	10.0-11.0%	6 ft	80	SF	$40	**$3,190**
42348	173.1 to 174.1 feet	**Vertical Change**	-.7	6 ft	6	SF	$75	**$413**
29865	175.6 to 178.8 feet	Cross Slope (PAR)	2.0-3.0%	6 ft	18	SF	$120	**$2,112**
29866	181.0 to 192.2 feet	Cross Slope (PAR)	2.0-3.0%	6 ft	62	SF	$120	**$7,392**
29867	194.8 to 198.1 feet	Cross Slope (PAR)	2.0-3.0%	6 ft	18	SF	$120	**$2,178**
29868	198.5 to 214.5 feet	Cross Slope (PAR)	4.0-5.0%	6 ft	88	SF	$120	**$10,560**
56807	213.3 to 214.3 feet	**Vertical Change**	.5	6 ft	6	REF		
29871	214.5 to 232.7 feet	Cross Slope (PAR)	2.0-3.0%	6 ft	100	SF	$120	**$12,012**
117	221.3 to 222.3 feet	**Protruding Object**		6 ft	6	JOB	$99	**$99**
59718	229.2 to 249.5 feet	Driveway				REF		
29873	238.3 to 249.8 feet	**Cross Slope (Driveway)**	11.0-12.0%	6 ft	63	SF	$40	**$2,530**

Funding Source: TBD **Year to be Completed** TBD

Street Side	Run ID	Survey Street Name	Starting Street Name	End Street Name	Priority
SE	51909231757	VENTURA AVE	10TH ST	9TH ST	93

ID	Dist. from Corner	Barrier Type	As-is Measurement/Notes	Sidewalk Width	Qty	Unit	Cost	Total
55380	252.2 to 253.2 feet	Vertical Change	.3	6 ft	6	LF	$75	**$413**
29879	261.0 to 264.2 feet	Cross Slope (PAR)	2.0-3.0%	6 ft	18	SF	$120	**$2,112**
29881	271.7 to 275.6 feet	Cross Slope (PAR)	2.0-3.0%	6 ft	21	SF	$120	**$2,574**
55381	272.5 to 273.5 feet	Vertical Change	.3	6 ft	6	REF		
29882	280.3 to 291.8 feet	Cross Slope (PAR)	2.0-3.0%	6 ft	63	SF	$120	**$7,590**

TOTAL COST FOR: SE *side of* **VENTURA AVE** *Starting at:* **10TH ST** **$119,108.00**

Funding Source: TBD **Year to be Completed** TBD

Street Side	Run ID	Survey Street Name	Starting Street Name	End Street Name	Priority
SE	51909231753	VENTURA AVE	11TH ST	11TH ST	109

ID	Dist. from Corner	Barrier Type	As-is Measurement/Notes	Sidewalk Width	Qty	Unit	Cost	Total
29706	0.2 to 4.6 feet	Cross Slope (PAR)	3.0-4.0%	6 ft	24	SF	$120	**$2,904**
29707	7.6 to 13.8 feet	Cross Slope (PAR)	3.0-4.0%	6 ft	34	SF	$120	**$4,092**
29709	14.6 to 25.8 feet	Cross Slope (PAR)	2.0-3.0%	6 ft	62	SF	$120	**$7,392**
59707	23.8 to 37.5 feet	Driveway				REF		
29712	29.4 to 38.2 feet	**Cross Slope (Driveway)**	10.0-11.0%	6 ft	48	SF	$40	**$1,936**
29716	46.8 to 53.7 feet	Cross Slope (PAR)	2.0-3.0%	6 ft	38	SF	$120	**$4,554**
51069	51.2 to 52.2 feet	**Vertical Change**	-.3	6 ft	6	REF		
59708	65.4 to 80.1 feet	Driveway				REF		
29717	73.1 to 77.9 feet	**Cross Slope (Driveway)**	11.0-12.0%	6 ft	26	SF	$40	**$1,056**
29719	78.3 to 80.4 feet	**Cross Slope (Driveway)**	9.0-10.0%	6 ft	12	SF	$40	**$462**
29721	82.7 to 83.8 feet	Cross Slope (PAR)	4.0-5.0%	6 ft	6	SF	$120	**$726**
29722	84.3 to 85.5 feet	Cross Slope (PAR)	2.0-3.0%	6 ft	7	SF	$120	**$792**
115	86.9 to 87.9 feet	**Continuous Width**		6 ft	6	SF	$120	**$660**
29723	89.4 to 94.4 feet	Cross Slope (PAR)	2.0-3.0%	6 ft	28	SF	$120	**$3,300**
29725	98.7 to 102.3 feet	Cross Slope (PAR)	2.0-3.0%	6 ft	20	SF	$120	**$2,376**
29726	106.9 to 112.1 feet	Cross Slope (PAR)	2.0-3.0%	6 ft	29	SF	$120	**$3,432**
59709	116.3 to 133.9 feet	Driveway				REF		
29727	122.3 to 135.4 feet	**Cross Slope (Driveway)**	10.0-11.0%	6 ft	72	SF	$40	**$2,882**
116	139.8 to 140.8 feet	**Protruding Object**		6 ft	6	JOB	$99	**$99**
29731	139.9 to 152.3 feet	Cross Slope (PAR)	2.0-3.0%	6 ft	68	SF	$120	**$8,184**
29733	155.0 to 156.8 feet	Cross Slope (PAR)	3.0-4.0%	6 ft	10	SF	$120	**$1,188**
29734	156.8 to 158.8 feet	Cross Slope (PAR)	2.0-3.0%	6 ft	11	SF	$120	**$1,320**
29735	162.5 to 165.6 feet	Cross Slope (PAR)	2.0-3.0%	6 ft	17	SF	$120	**$2,046**
29736	168.1 to 173.3 feet	Cross Slope (PAR)	2.0-3.0%	6 ft	29	SF	$120	**$3,432**
59710	172.1 to 185.8 feet	Driveway				REF		
29738	178.3 to 185.6 feet	**Cross Slope (Driveway)**	9.0-10.0%	6 ft	40	SF	$40	**$1,606**
29740	193.8 to 196.4 feet	Cross Slope (PAR)	2.0-3.0%	6 ft	14	SF	$120	**$1,716**
29741	202.7 to 217.9 feet	Cross Slope (PAR)	9.0-10.0%	6 ft	84	SF	$120	**$10,032**
59711	209.8 to 216.1 feet	Driveway				REF		

Funding Source: TBD **Year to be Completed** TBD

Street Side	Run ID	Survey Street Name	Starting Street Name	End Street Name	Priority
SE	51909231753	VENTURA AVE	11TH ST	11TH ST	109

ID	Dist. from Corner	Barrier Type	As-is Measurement/Notes	Sidewalk Width	Qty	Unit	Cost	Total
56805	220.2 to 221.2 feet	Vertical Change	.5	6 ft	6	SF	$75	**$413**
29745	224.3 to 242.8 feet	Cross Slope (PAR)	2.0-3.0%	6 ft	102	SF	$120	**$12,210**
55376	240.1 to 241.1 feet	Vertical Change	.3	6 ft	6	REF		
57553	245.8 to 246.8 feet	Vertical Change	2.3	6 ft	6	REF		
29750	246.5 to 276.0 feet	Cross Slope (PAR)	2.0-3.0%	6 ft	162	SF	$120	**$19,470**

TOTAL COST FOR: SE *side of* **VENTURA AVE** *Starting at:* **11TH ST** **$98,279.50**

Funding Source: TBD **Year to be Completed** TBD

Street Side	Run ID	Survey Street Name	Starting Street Name	End Street Name	Priority
SE	51909231755	VENTURA AVE	11TH ST	10TH ST	96.75

ID	Dist. from Corner	Barrier Type	As-is Measurement/Notes	Sidewalk Width	Qty	Unit	Cost	Total
29760	1.0 to 43.8 feet	Cross Slope (PAR)	2.0-3.0%	6 ft	235	SF	$120	**$28,248**
59712	43.8 to 57.6 feet	Driveway				REF		
29770	44.1 to 45.7 feet	**Cross Slope (Driveway)**	4.0-5.0%	6 ft	9	SF	$40	**$352**
29771	50.0 to 51.6 feet	**Cross Slope (Driveway)**	12.0-13.0%	6 ft	9	SF	$40	**$352**
29772	53.7 to 58.3 feet	**Cross Slope (Driveway)**	12.0-13.0%	6 ft	25	SF	$40	**$1,012**
29774	63.3 to 73.0 feet	Cross Slope (PAR)	2.0-3.0%	6 ft	53	SF	$120	**$6,402**
55377	73.9 to 74.9 feet	**Vertical Change**	.3	6 ft	6	LF	$75	**$413**
29776	75.7 to 77.1 feet	Cross Slope (PAR)	3.0-4.0%	6 ft	8	SF	$120	**$924**
29777	78.8 to 88.8 feet	Cross Slope (PAR)	2.0-3.0%	6 ft	55	SF	$120	**$6,600**
59713	89.0 to 102.8 feet	Driveway				REF		
29779	94.2 to 102.3 feet	**Cross Slope (Driveway)**	12.0-13.0%	6 ft	45	SF	$40	**$1,782**
29783	102.3 to 103.3 feet	**Cross Slope (Driveway)**	10.0-11.0%	6 ft	6	SF	$40	**$220**
40861	103.6 to 105.1 feet	Running Slope	6.0-7.0%	6 ft	8	SF	$120	**$990**
29784	107.9 to 143.7 feet	Cross Slope (PAR)	2.0-3.0%	6 ft	197	SF	$120	**$23,628**
56405	124.5 to 125.5 feet	**Vertical Change**	.4	6 ft	6	REF		
59714	143.7 to 155.5 feet	Driveway				REF		
29791	148.3 to 157.0 feet	**Cross Slope (Driveway)**	11.0-12.0%	6 ft	48	SF	$40	**$1,914**
40862	155.7 to 156.8 feet	Running Slope	5.0-6.0%	6 ft	6	REF		
29795	161.7 to 162.7 feet	Cross Slope (PAR)	2.0-3.0%	6 ft	6	SF	$120	**$660**
29796	166.3 to 213.8 feet	Cross Slope (PAR)	2.0-3.0%	6 ft	261	SF	$120	**$31,350**
59715	212.0 to 238.0 feet	Driveway				REF		
29808	215.0 to 216.3 feet	**Cross Slope (Driveway)**	5.0-6.0%	6 ft	7	SF	$40	**$286**
29809	217.8 to 235.0 feet	**Cross Slope (Driveway)**	9.0-10.0%	6 ft	95	SF	$40	**$3,784**
55378	230.3 to 231.3 feet	**Vertical Change**	.3	6 ft	6	REF		
29815	237.1 to 238.4 feet	**Cross Slope (Driveway)**	9.0-10.0%	6 ft	7	SF	$40	**$286**
56806	241.8 to 242.8 feet	**Vertical Change**	.5	6 ft	6	REF		
29816	241.9 to 251.0 feet	Cross Slope (PAR)	2.0-3.0%	6 ft	50	SF	$120	**$6,006**
29819	254.2 to 257.8 feet	Cross Slope (PAR)	3.0-4.0%	6 ft	20	SF	$120	**$2,376**
29820	260.4 to 285.8 feet	Cross Slope (PAR)	2.0-3.0%	6 ft	140	SF	$120	**$16,764**

Funding Source: TBD **Year to be Completed** TBD

Street Side	Run ID	Survey Street Name	Starting Street Name	End Street Name	Priority
SE	51909231755	VENTURA AVE	11TH ST	10TH ST	96.75

ID	Dist. from Corner	Barrier Type	As-is Measurement/Notes	Sidewalk Width	Qty	Unit	Cost	Total
55379	285.5 to 286.5 feet	Vertical Change	.3	6 ft	6	REF		

TOTAL COST FOR: SE *side of* **VENTURA AVE** *Starting at:* **11TH ST** **$134,348.50**

Funding Source: TBD **Year to be Completed** TBD

Street Side	Run ID	Survey Street Name	Starting Street Name	End Street Name	Priority
SE	51909231750	VENTURA AVE	13TH ST	12TH ST	109.25

ID	Dist. from Corner	Barrier Type	As-is Measurement/Notes	Sidewalk Width	Qty	Unit	Cost	Total
40857	0.0 to 1.0 feet	Running Slope	7.0-8.0%	6 ft	6	SF	$120	**$660**
40858	1.5 to 2.6 feet	Running Slope	5.0-6.0%	6 ft	6	SF	$120	**$726**
29656	2.8 to 11.1 feet	Cross Slope (PAR)	2.0-3.0%	6 ft	46	SF	$120	**$5,478**
56402	12.6 to 13.6 feet	**Vertical Change**	.4	6 ft	6	LF	$75	**$413**
29659	16.1 to 18.9 feet	Cross Slope (PAR)	3.0-4.0%	6 ft	15	SF	$120	**$1,848**
29660	19.2 to 25.4 feet	Cross Slope (PAR)	2.0-3.0%	6 ft	34	SF	$120	**$4,092**
29662	50.0 to 54.6 feet	Cross Slope (PAR)	2.0-3.0%	6 ft	25	SF	$120	**$3,036**
29664	58.4 to 62.0 feet	Cross Slope (PAR)	2.0-3.0%	6 ft	20	SF	$120	**$2,376**
51068	62.6 to 63.6 feet	**Vertical Change**	-.3	6 ft	6	LF	$75	**$413**
29665	95.5 to 115.3 feet	Cross Slope (PAR)	2.0-3.0%	6 ft	109	SF	$120	**$13,068**
56403	103.6 to 104.6 feet	**Vertical Change**	.4	6 ft	6	REF		
55374	108.3 to 109.3 feet	**Vertical Change**	.3	6 ft	6	REF		
29670	117.5 to 127.3 feet	Cross Slope (PAR)	3.0-4.0%	6 ft	54	SF	$120	**$6,468**
59704	126.0 to 140.6 feet	Driveway				REF		
55375	127.8 to 130.5 feet	**Vertical Change**	.3	6 ft	15	REF		
29674	132.3 to 137.4 feet	**Cross Slope (Driveway)**	14.0-15.0%	6 ft	28	SF	$40	**$1,122**
57361	135.2 to 136.2 feet	**Vertical Change**	1	6 ft	6	REF		
29677	137.4 to 138.4 feet	**Cross Slope (Driveway)**	12.0-13.0%	6 ft	6	SF	$40	**$220**
29678	143.1 to 152.4 feet	Cross Slope (PAR)	2.0-3.0%	6 ft	51	SF	$120	**$6,138**
29682	157.1 to 164.6 feet	Cross Slope (PAR)	2.0-3.0%	6 ft	41	SF	$120	**$4,950**
29683	166.7 to 167.8 feet	Cross Slope (PAR)	3.0-4.0%	6 ft	6	SF	$120	**$726**
29684	168.2 to 177.3 feet	Cross Slope (PAR)	2.0-3.0%	6 ft	50	SF	$120	**$6,006**
59705	176.7 to 190.1 feet	Driveway				REF		
29686	181.9 to 186.3 feet	**Cross Slope (Driveway)**	14.0-15.0%	6 ft	24	SF	$40	**$968**
40859	191.4 to 192.4 feet	Running Slope	5.0-6.0%	6 ft	6	REF		
29687	192.1 to 198.4 feet	Cross Slope (PAR)	2.0-3.0%	6 ft	35	SF	$120	**$4,158**
29689	201.9 to 220.7 feet	Cross Slope (PAR)	3.0-4.0%	6 ft	103	SF	$120	**$12,408**
29692	220.7 to 224.6 feet	Cross Slope (PAR)	2.0-3.0%	6 ft	21	SF	$120	**$2,574**

Funding Source: TBD **Year to be Completed** TBD

Street Side	Run ID	Survey Street Name	Starting Street Name	End Street Name	Priority
SE	51909231750	VENTURA AVE	13TH ST	12TH ST	109.25

ID	Dist. from Corner	Barrier Type	As-is Measurement/Notes	Sidewalk Width	Qty	Unit	Cost	Total
59706	224.4 to 234.7 feet	Driveway				REF		
29695	231.9 to 235.6 feet	Cross Slope (Driveway)	13.014	6 ft	20	SF	$40	**$814**
56404	236.2 to 237.2 feet	Vertical Change	.4	6 ft	6	LF	$75	**$413**
40860	236.5 to 238.3 feet	Running Slope	6.0-7.0%	6 ft	10	SF	$120	**$1,188**
29697	239.9 to 243.2 feet	Cross Slope (PAR)	2.0-3.0%	6 ft	18	SF	$120	**$2,178**
29699	247.4 to 255.3 feet	Cross Slope (PAR)	2.0-3.0%	6 ft	43	SF	$120	**$5,214**
29701	258.6 to 265.9 feet	Cross Slope (PAR)	2.0-3.0%	6 ft	40	SF	$120	**$4,818**
29704	269.8 to 281.2 feet	Cross Slope (PAR)	2.0-3.0%	6 ft	63	SF	$120	**$7,524**

TOTAL COST FOR: SE *side of* **VENTURA AVE** *Starting at:* **13TH ST** **$99,995.50**

Funding Source: TBD **Year to be Completed** TBD

Street Side	Run ID	Survey Street Name	Starting Street Name	End Street Name	Priority
SE	51909231748	VENTURA AVE	14TH ST	13TH ST	103.25

ID	Dist. from Corner	Barrier Type	As-is Measurement/Notes	Sidewalk Width	Qty	Unit	Cost	Total
29616	0.0 to 1.8 feet	Cross Slope (PAR)	3.0-4.0%	6 ft	10	SF	$120	**$1,188**
29617	1.8 to 6.6 feet	Cross Slope (PAR)	2.0-3.0%	6 ft	26	SF	$120	**$3,168**
29618	9.1 to 11.5 feet	Cross Slope (PAR)	3.0-4.0%	6 ft	13	SF	$120	**$1,584**
29619	14.8 to 18.8 feet	Cross Slope (PAR)	3.0-4.0%	6 ft	22	SF	$120	**$2,640**
29621	21.7 to 28.8 feet	Cross Slope (PAR)	2.0-3.0%	6 ft	39	SF	$120	**$4,686**
29622	40.2 to 49.8 feet	Cross Slope (PAR)	2.0-3.0%	6 ft	53	SF	$120	**$6,336**
56801	54.1 to 55.1 feet	**Vertical Change**	.5	6 ft	6	REF		
29624	54.5 to 56.3 feet	Cross Slope (PAR)	2.0-3.0%	6 ft	10	SF	$120	**$1,188**
29625	67.9 to 71.3 feet	Cross Slope (PAR)	2.0-3.0%	6 ft	19	SF	$120	**$2,244**
59700	71.0 to 85.0 feet	Driveway				REF		
45380	71.9 to 72.9 feet	**Vertical Change**	-.5	6 ft	6	REF		
29626	76.1 to 79.4 feet	**Cross Slope (Driveway)**	9.0-10.0%	6 ft	18	SF	$40	**$726**
29627	82.3 to 85.3 feet	**Cross Slope (Driveway)**	8.0-9.0%	6 ft	17	SF	$40	**$660**
59701	112.5 to 127.6 feet	Driveway				REF		
29629	117.7 to 127.8 feet	**Cross Slope (Driveway)**	9.0-10.0%	6 ft	56	SF	$40	**$2,222**
40856	127.8 to 129.0 feet	Running Slope	5.0-6.0%	6 ft	7	REF		
29633	131.2 to 140.2 feet	Cross Slope (PAR)	2.0-3.0%	6 ft	50	SF	$120	**$5,940**
59702	141.1 to 161.3 feet	Driveway				REF		
29636	149.7 to 162.3 feet	**Cross Slope (Driveway)**	11.0-12.0%	6 ft	69	SF	$40	**$2,772**
56802	153.6 to 154.6 feet	**Vertical Change**	.5	6 ft	6	REF		
29640	162.3 to 163.7 feet	Cross Slope (PAR)	9.0-10.0%	6 ft	8	SF	$120	**$924**
56803	164.8 to 165.8 feet	**Vertical Change**	.5	6 ft	6	SF	$75	**$413**
29641	168.9 to 181.9 feet	Cross Slope (PAR)	2.0-3.0%	6 ft	72	SF	$120	**$8,580**
55372	178.8 to 179.8 feet	**Vertical Change**	.3	6 ft	6	REF		
29644	188.6 to 192.5 feet	Cross Slope (PAR)	2.0-3.0%	6 ft	21	SF	$120	**$2,574**
55373	193.8 to 194.8 feet	**Vertical Change**	.3	6 ft	6	LF	$75	**$413**
59703	210.4 to 228.5 feet	Driveway				REF		
29645	215.7 to 228.8 feet	**Cross Slope (Driveway)**	11.0-12.0%	6 ft	72	SF	$40	**$2,882**
47717	243.4 to 244.4 feet	**Vertical Change**	-.4	6 ft	6	LF	$75	**$413**

Funding Source: TBD **Year to be Completed** TBD

Street Side	Run ID	Survey Street Name	Starting Street Name	End Street Name	Priority
SE	51909231748	VENTURA AVE	14TH ST	13TH ST	103.25

ID	Dist. from Corner	Barrier Type	As-is Measurement/Notes	Sidewalk Width	Qty	Unit	Cost	Total
29651	247.3 to 252.7 feet	Cross Slope (PAR)	2.0-3.0%	6 ft	30	SF	$120	**$3,564**
47718	258.0 to 259.0 feet	**Vertical Change**	-.4	6 ft	6	LF	$75	**$413**
29652	260.6 to 262.3 feet	Cross Slope (PAR)	2.0-3.0%	6 ft	9	SF	$120	**$1,122**
29653	264.9 to 272.5 feet	Cross Slope (PAR)	3.0-4.0%	6 ft	42	SF	$120	**$5,016**
29655	272.5 to 275.8 feet	Cross Slope (PAR)	2.0-3.0%	6 ft	18	SF	$120	**$2,178**

TOTAL COST FOR: SE *side of* **VENTURA AVE** *Starting at:* **14TH ST** **$63,844.00**

Funding Source: TBD **Year to be Completed** TBD

Street Side	Run ID	Survey Street Name	Starting Street Name	End Street Name	Priority
SE	51909231745	VENTURA AVE	15TH ST	14TH ST	93

ID	Dist. from Corner	Barrier Type	As-is Measurement/Notes	Sidewalk Width	Qty	Unit	Cost	Total
29583	0.2 to 3.3 feet	Cross Slope (PAR)	2.0-3.0%	6 ft	17	SF	$120	**$2,046**
59696	69.8 to 84.2 feet	Driveway				REF		
29584	75.8 to 83.1 feet	**Cross Slope (Driveway)**	11.0-12.0%	6 ft	40	SF	$40	**$1,606**
59697	92.2 to 104.1 feet	Driveway				REF		
29587	98.5 to 103.5 feet	**Cross Slope (Driveway)**	9.0-10.0%	6 ft	28	SF	$40	**$1,100**
29590	111.7 to 124.0 feet	Cross Slope (PAR)	2.0-3.0%	6 ft	68	SF	$120	**$8,118**
114	121.9 to 122.9 feet	**Protruding Object**		6 ft	6	JOB	$99	**$99**
29594	124.0 to 138.9 feet	Cross Slope (PAR)	4.0-5.0%	6 ft	82	SF	$120	**$9,834**
51065	142.8 to 143.8 feet	**Vertical Change**	-.3	6 ft	6	LF	$75	**$413**
29596	145.8 to 153.8 feet	Cross Slope (PAR)	3.0-4.0%	6 ft	44	SF	$120	**$5,280**
29598	154.8 to 160.4 feet	Cross Slope (PAR)	2.0-3.0%	6 ft	31	SF	$120	**$3,696**
59698	160.2 to 182.0 feet	Driveway				REF		
47716	161.1 to 162.1 feet	**Vertical Change**	-.4	6 ft	6	REF		
29599	164.3 to 174.6 feet	**Cross Slope (Driveway)**	11.0-12.0%	6 ft	57	SF	$40	**$2,266**
51066	172.9 to 173.9 feet	**Vertical Change**	-.3	6 ft	6	REF		
29602	176.0 to 181.3 feet	**Cross Slope (Driveway)**	9.0-10.0%	6 ft	29	SF	$40	**$1,166**
29604	189.7 to 203.8 feet	Cross Slope (PAR)	2.0-3.0%	6 ft	78	SF	$120	**$9,306**
59699	212.2 to 231.0 feet	Driveway				REF		
51067	212.8 to 213.8 feet	**Vertical Change**	-.3	6 ft	6	REF		
29607	217.0 to 220.4 feet	**Cross Slope (Driveway)**	12.0-13.0%	6 ft	19	SF	$40	**$748**
29609	220.7 to 233.4 feet	**Cross Slope (Driveway)**	10.0-11.0%	6 ft	70	SF	$40	**$2,794**
29612	235.8 to 236.8 feet	Cross Slope (PAR)	3.0-4.0%	6 ft	6	SF	$120	**$660**
29613	245.5 to 250.5 feet	Cross Slope (PAR)	2.0-3.0%	6 ft	28	SF	$120	**$3,300**
29615	266.3 to 272.9 feet	Cross Slope (PAR)	2.0-3.0%	6 ft	36	SF	$120	**$4,356**

TOTAL COST FOR: SE *side of* **VENTURA AVE** *Starting at:* **15TH ST** **$56,787.50**

Funding Source: TBD **Year to be Completed** TBD

Street Side	Run ID	Survey Street Name	Starting Street Name	End Street Name	Priority
SE	51909231712	VENTURA AVE	4TH ST	3RD ST	73

ID	Dist. from Corner	Barrier Type	As-is Measurement/Notes	Sidewalk Width	Qty	Unit	Cost	Total
28802	4.3 to 30.3 feet	Cross Slope (PAR)	2.0-3.0%	6 ft	143	SF	$120	**$17,160**
108	32.7 to 33.7 feet	**Protruding Object**		6 ft	6	JOB	$99	**$99**
28808	32.8 to 44.4 feet	Cross Slope (PAR)	2.0-3.0%	6 ft	64	SF	$120	**$7,656**
28812	49.0 to 51.2 feet	Cross Slope (PAR)	2.0-3.0%	6 ft	12	SF	$120	**$1,452**
28813	56.1 to 63.7 feet	Cross Slope (PAR)	2.0-3.0%	6 ft	42	SF	$120	**$5,016**
28814	73.8 to 76.6 feet	Cross Slope (PAR)	3.0-4.0%	6 ft	15	SF	$120	**$1,848**
28815	78.8 to 83.2 feet	Cross Slope (PAR)	2.0-3.0%	6 ft	24	SF	$120	**$2,904**
28816	86.1 to 88.3 feet	Cross Slope (PAR)	2.0-3.0%	6 ft	12	SF	$120	**$1,452**
28817	91.2 to 109.4 feet	Cross Slope (PAR)	2.0-3.0%	6 ft	100	SF	$120	**$12,012**
28820	113.1 to 115.1 feet	Cross Slope (PAR)	3.0-4.0%	6 ft	11	SF	$120	**$1,320**
28821	115.3 to 139.4 feet	Cross Slope (PAR)	2.0-3.0%	6 ft	133	SF	$120	**$15,906**
55348	119.7 to 120.7 feet	**Vertical Change**	.3	6 ft	6	REF		
109	129.1 to 130.1 feet	**Continuous Width**		6 ft	6	SF	$120	**$660**
59657	135.4 to 153.3 feet	Driveway				REF		
28824	142.7 to 143.7 feet	**Cross Slope (Driveway)**	10.0-11.0%	6 ft	6	SF	$40	**$220**
28825	145.3 to 149.7 feet	**Cross Slope (Driveway)**	12.0-13.0%	6 ft	24	SF	$40	**$968**
28827	150.1 to 152.7 feet	**Cross Slope (Driveway)**	10.0-11.0%	6 ft	14	SF	$40	**$572**
28828	157.0 to 202.3 feet	Cross Slope (PAR)	2.0-3.0%	6 ft	249	SF	$120	**$29,898**
56395	175.0 to 176.0 feet	**Vertical Change**	.4	6 ft	6	REF		
28840	205.5 to 206.8 feet	Cross Slope (PAR)	3.0-4.0%	6 ft	7	SF	$120	**$858**
28841	208.5 to 212.0 feet	Cross Slope (PAR)	2.0-3.0%	6 ft	19	SF	$120	**$2,310**
28843	214.5 to 227.9 feet	Cross Slope (PAR)	2.0-3.0%	6 ft	74	SF	$120	**$8,844**
59658	225.4 to 242.3 feet	Driveway				REF		
28847	231.8 to 241.1 feet	**Cross Slope (Driveway)**	11.0-12.0%	6 ft	51	SF	$40	**$2,046**
57200	232.0 to 233.0 feet	**Vertical Change**	.7	6 ft	6	REF		
51040	235.8 to 236.8 feet	**Vertical Change**	-.3	6 ft	6	REF		
28850	245.8 to 250.3 feet	Cross Slope (PAR)	2.0-3.0%	6 ft	25	SF	$120	**$2,970**
28852	254.1 to 285.4 feet	Cross Slope (PAR)	2.0-3.0%	6 ft	172	SF	$120	**$20,658**

Funding Source: TBD **Year to be Completed** TBD

Street Side	Run ID	Survey Street Name	Starting Street Name	End Street Name	Priority
SE	51909231712	VENTURA AVE	4TH ST	3RD ST	73

ID	Dist. from Corner	Barrier Type	As-is Measurement/Notes	Sidewalk Width	Qty	Unit	Cost	Total
28861	287.5 to 291.4 feet	Cross Slope (PAR)	3.0-4.0%	6 ft	21	SF	$120	**$2,574**
28862	292.1 to 294.8 feet	Cross Slope (PAR)	2.0-3.0%	6 ft	15	SF	$120	**$1,782**

TOTAL COST FOR: SE *side of* **VENTURA AVE** *Starting at:* **4TH ST** **$141,185.00**

Funding Source: TBD **Year to be Completed** TBD

Street Side	Run ID	Survey Street Name	Starting Street Name	End Street Name	Priority
SE	51909231708	VENTURA AVE	5TH ST	4TH ST	69.25

ID	Dist. from Corner	Barrier Type	As-is Measurement/Notes	Sidewalk Width	Qty	Unit	Cost	Total
28746	1.8 to 20.6 feet	Cross Slope (PAR)	2.0-3.0%	6 ft	103	SF	$120	**$12,408**
28751	23.8 to 62.9 feet	Cross Slope (PAR)	2.0-3.0%	6 ft	215	SF	$120	**$25,806**
59654	63.0 to 80.6 feet	Driveway				REF		
28761	66.8 to 77.3 feet	**Cross Slope (Driveway)**	>15%	6 ft	58	SF	$40	**$2,310**
28762	77.8 to 78.8 feet	**Cross Slope (Driveway)**	13.014	6 ft	6	SF	$40	**$220**
40843	79.0 to 80.2 feet	Running Slope	7.0-8.0%	6 ft	7	REF		
28763	83.8 to 92.0 feet	Cross Slope (PAR)	4.0-5.0%	6 ft	45	SF	$120	**$5,412**
51038	86.4 to 87.4 feet	**Vertical Change**	-.3	6 ft	6	REF		
28766	92.0 to 93.9 feet	Cross Slope (PAR)	2.0-3.0%	6 ft	10	SF	$120	**$1,254**
59655	93.6 to 111.7 feet	Driveway				REF		
51039	94.5 to 95.5 feet	**Vertical Change**	-.3	6 ft	6	REF		
28767	99.2 to 109.5 feet	**Cross Slope (Driveway)**	13.014	6 ft	57	SF	$40	**$2,266**
56394	109.1 to 110.1 feet	**Vertical Change**	.4	6 ft	6	REF		
28769	115.1 to 126.9 feet	Cross Slope (PAR)	2.0-3.0%	6 ft	65	SF	$120	**$7,788**
28770	130.8 to 134.4 feet	Cross Slope (PAR)	2.0-3.0%	6 ft	20	SF	$120	**$2,376**
28772	136.1 to 142.2 feet	Cross Slope (PAR)	4.0-5.0%	6 ft	34	SF	$120	**$4,026**
59656	140.1 to 156.0 feet	Driveway				REF		
47712	142.3 to 143.3 feet	**Vertical Change**	-.4	6 ft	6	REF		
28774	147.4 to 155.9 feet	**Cross Slope (Driveway)**	11.0-12.0%	6 ft	47	SF	$40	**$1,870**
40844	156.5 to 158.0 feet	Running Slope	5.0-6.0%	6 ft	8	REF		
28776	159.3 to 163.5 feet	Cross Slope (PAR)	2.0-3.0%	6 ft	23	SF	$120	**$2,772**
28778	165.4 to 176.4 feet	Cross Slope (PAR)	4.0-5.0%	6 ft	61	SF	$120	**$7,260**
28781	178.5 to 186.7 feet	Cross Slope (PAR)	4.0-5.0%	6 ft	45	SF	$120	**$5,412**
28784	190.8 to 192.5 feet	Cross Slope (PAR)	2.0-3.0%	6 ft	9	SF	$120	**$1,122**
28785	202.9 to 222.6 feet	Cross Slope (PAR)	2.0-3.0%	6 ft	108	SF	$120	**$13,002**
55347	206.5 to 207.5 feet	**Vertical Change**	.3	6 ft	6	REF		
28792	225.8 to 236.1 feet	Cross Slope (PAR)	2.0-3.0%	6 ft	57	SF	$120	**$6,798**
28795	241.8 to 245.3 feet	Cross Slope (PAR)	2.0-3.0%	6 ft	19	SF	$120	**$2,310**

Funding Source: TBD **Year to be Completed** TBD

Street Side	Run ID	Survey Street Name	Starting Street Name	End Street Name	Priority
SE	51909231708	VENTURA AVE	5TH ST	4TH ST	69.25

ID	Dist. from Corner	Barrier Type	As-is Measurement/Notes	Sidewalk Width	Qty	Unit	Cost	Total
28796	248.0 to 260.3 feet	Cross Slope (PAR)	2.0-3.0%	6 ft	68	SF	$120	**$8,118**
28799	266.6 to 280.7 feet	Cross Slope (PAR)	2.0-3.0%	6 ft	78	SF	$120	**$9,306**
40845	279.8 to 281.2 feet	Running Slope	5.0-6.0%	6 ft	8	REF		

TOTAL COST FOR: SE *side of* **VENTURA AVE** *Starting at:* **5TH ST** **$121,836.00**

Funding Source: TBD **Year to be Completed** TBD

Street Side	Run ID	Survey Street Name	Starting Street Name	End Street Name	Priority
SE	51909231705	VENTURA AVE	6TH ST	5TH ST	91.25

ID	Dist. from Corner	Barrier Type	As-is Measurement/Notes	Sidewalk Width	Qty	Unit	Cost	Total
28695	0.0 to 20.2 feet	Cross Slope (PAR)	3.0-4.0%	6 ft	111	SF	$120	**$13,332**
40839	1.0 to 2.0 feet	Running Slope	5.0-6.0%	6 ft	6	REF		
28698	23.0 to 31.3 feet	Cross Slope (PAR)	3.0-4.0%	6 ft	46	SF	$120	**$5,478**
28699	31.5 to 67.2 feet	Cross Slope (PAR)	2.0-3.0%	6 ft	196	SF	$120	**$23,562**
28706	67.2 to 70.2 feet	Cross Slope (PAR)	4.0-5.0%	6 ft	17	SF	$120	**$1,980**
28707	72.7 to 76.7 feet	Cross Slope (PAR)	5.0-6.0%	6 ft	22	SF	$120	**$2,640**
28709	76.7 to 88.3 feet	Cross Slope (PAR)	3.0-4.0%	6 ft	64	SF	$120	**$7,656**
28712	89.1 to 91.8 feet	Cross Slope (PAR)	2.0-3.0%	6 ft	15	SF	$120	**$1,782**
59652	90.1 to 112.3 feet	Driveway				REF		
28713	93.6 to 94.7 feet	**Cross Slope (Driveway)**	4.0-5.0%	6 ft	6	SF	$40	**$242**
40840	94.5 to 96.3 feet	Running Slope	8.0-9.0%	6 ft	10	REF		
57266	94.7 to 95.7 feet	**Vertical Change**	.8	6 ft	6	REF		
28714	98.8 to 107.6 feet	**Cross Slope (Driveway)**	14.0-15.0%	6 ft	48	SF	$40	**$1,936**
40841	106.3 to 107.6 feet	Running Slope	5.0-6.0%	6 ft	7	REF		
40842	109.8 to 111.1 feet	Running Slope	8.0-9.0%	6 ft	7	REF		
28717	112.0 to 113.3 feet	**Cross Slope (Driveway)**	2.0-3.0%	6 ft	7	SF	$40	**$286**
28718	127.3 to 133.8 feet	Cross Slope (PAR)	2.0-3.0%	6 ft	36	SF	$120	**$4,290**
28720	153.3 to 200.8 feet	Cross Slope (PAR)	2.0-3.0%	6 ft	261	SF	$120	**$31,350**
51037	182.8 to 183.8 feet	**Vertical Change**	-.3	6 ft	6	REF		
28731	203.6 to 206.0 feet	Cross Slope (PAR)	2.0-3.0%	6 ft	13	SF	$120	**$1,584**
28732	210.5 to 221.7 feet	Cross Slope (PAR)	2.0-3.0%	6 ft	62	SF	$120	**$7,392**
59653	220.8 to 255.8 feet	Driveway				REF		
28733	226.6 to 231.9 feet	**Cross Slope (Driveway)**	14.0-15.0%	6 ft	29	SF	$40	**$1,166**
28735	237.8 to 240.1 feet	**Cross Slope (Driveway)**	3.0-4.0%	6 ft	13	SF	$40	**$506**
28736	241.8 to 244.8 feet	**Cross Slope (Driveway)**	2.0-3.0%	6 ft	17	SF	$40	**$660**
107	243.0 to 244.0 feet	**Protruding Object**		6 ft	6	JOB	$99	**$99**
28737	247.6 to 256.3 feet	**Cross Slope (Driveway)**	2.0-3.0%	6 ft	48	SF	$40	**$1,914**
28740	259.9 to 281.5 feet	Cross Slope (PAR)	2.0-3.0%	6 ft	119	SF	$120	**$14,256**

Funding Source: TBD **Year to be Completed** TBD

Street Side	Run ID	Survey Street Name	Starting Street Name	End Street Name	Priority
SE	51909231705	VENTURA AVE	6TH ST	5TH ST	91.25

ID	Dist. from Corner	Barrier Type	As-is Measurement/Notes	Sidewalk Width	Qty	Unit	Cost	Total
28745	281.5 to 283.3 feet	Cross Slope (PAR)	4.0-5.0%	6 ft	10	SF	$120	**$1,188**

TOTAL COST FOR: SE *side of* **VENTURA AVE** *Starting at:* **6TH ST** **$123,299.00**

Funding Source: TBD **Year to be Completed** TBD

Street Side	Run ID	Survey Street Name	Starting Street Name	End Street Name	Priority
SE	51909231803	VENTURA AVE	7TH ST	6TH ST	74.25

ID	Dist. from Corner	Barrier Type	As-is Measurement/Notes	Sidewalk Width	Qty	Unit	Cost	Total
30001	0.0 to 7.7 feet	Cross Slope (PAR)	3.0-4.0%	6 ft	42	SF	$120	**$5,082**
40870	0.0 to 1.3 feet	Running Slope	5.0-6.0%	6 ft	7	REF		
51071	2.6 to 3.6 feet	**Vertical Change**	-.3	6 ft	6	REF		
30003	7.8 to 10.6 feet	Cross Slope (PAR)	2.0-3.0%	6 ft	15	SF	$120	**$1,848**
30004	13.4 to 20.5 feet	Cross Slope (PAR)	2.0-3.0%	6 ft	39	SF	$120	**$4,686**
30006	37.2 to 57.3 feet	Cross Slope (PAR)	2.0-3.0%	6 ft	111	SF	$120	**$13,266**
51072	42.5 to 43.5 feet	**Vertical Change**	-.3	6 ft	6	REF		
30012	68.1 to 75.3 feet	Cross Slope (PAR)	2.0-3.0%	6 ft	40	SF	$120	**$4,752**
30015	75.5 to 84.3 feet	Cross Slope (PAR)	4.0-5.0%	6 ft	48	SF	$120	**$5,808**
51073	82.5 to 83.5 feet	**Vertical Change**	-.3	6 ft	6	REF		
30017	84.3 to 97.3 feet	Cross Slope (PAR)	2.0-3.0%	6 ft	72	SF	$120	**$8,580**
30022	101.2 to 108.3 feet	Cross Slope (PAR)	3.0-4.0%	6 ft	39	SF	$120	**$4,686**
30027	111.8 to 115.0 feet	Cross Slope (PAR)	3.0-4.0%	6 ft	18	SF	$120	**$2,112**
30028	115.3 to 123.8 feet	Cross Slope (PAR)	2.0-3.0%	6 ft	47	SF	$120	**$5,610**
30030	140.7 to 141.7 feet	Cross Slope (PAR)	2.0-3.0%	6 ft	6	SF	$120	**$660**
30031	144.3 to 145.6 feet	Cross Slope (PAR)	2.0-3.0%	6 ft	7	SF	$120	**$858**
30032	150.8 to 170.7 feet	Cross Slope (PAR)	2.0-3.0%	6 ft	109	SF	$120	**$13,134**
30037	171.5 to 175.5 feet	Cross Slope (PAR)	4.0-5.0%	6 ft	22	SF	$120	**$2,640**
30039	175.5 to 178.8 feet	Cross Slope (PAR)	2.0-3.0%	6 ft	18	SF	$120	**$2,178**
30040	186.4 to 197.0 feet	Cross Slope (PAR)	2.0-3.0%	6 ft	58	SF	$120	**$6,996**
30043	199.6 to 209.0 feet	Cross Slope (PAR)	2.0-3.0%	6 ft	52	SF	$120	**$6,204**
30045	212.7 to 233.3 feet	Cross Slope (PAR)	2.0-3.0%	6 ft	113	SF	$120	**$13,596**
120	224.8 to 225.8 feet	**Protruding Object**		6 ft	6	JOB	$99	**$99**
30050	235.4 to 259.0 feet	Cross Slope (PAR)	2.0-3.0%	6 ft	130	SF	$120	**$15,576**
30057	262.0 to 266.5 feet	Cross Slope (PAR)	2.0-3.0%	6 ft	25	SF	$120	**$2,970**
30059	268.2 to 275.9 feet	Cross Slope (PAR)	4.0-5.0%	6 ft	42	SF	$120	**$5,082**
51074	278.3 to 279.3 feet	**Vertical Change**	-.3	6 ft	6	LF	$75	**$413**
30062	279.4 to 287.2 feet	Cross Slope (PAR)	4.0-5.0%	6 ft	43	SF	$120	**$5,148**

Funding Source: TBD **Year to be Completed** TBD

Street Side	Run ID	Survey Street Name	Starting Street Name	End Street Name	Priority
SE	51909231803	VENTURA AVE	7TH ST	6TH ST	74.25

ID	Dist. from Corner	Barrier Type	As-is Measurement/Notes	Sidewalk Width	Qty	Unit	Cost	Total
TOTAL COST FOR: SE	*side of* **VENTURA AVE**	*Starting at:* **7TH ST**						**$131,983.50**

Funding Source: TBD **Year to be Completed** TBD

Street Side	Run ID	Survey Street Name	Starting Street Name	End Street Name	Priority
SE	51909231801	VENTURA AVE	8TH ST	7TH ST	79.25

ID	Dist. from Corner	Barrier Type	As-is Measurement/Notes	Sidewalk Width	Qty	Unit	Cost	Total
29943	1.3 to 3.0 feet	Cross Slope (PAR)	2.0-3.0%	6 ft	9	SF	$120	**$1,122**
118	3.3 to 4.3 feet	**Protruding Object**		6 ft	6	JOB	$99	**$99**
40864	4.2 to 6.2 feet	Running Slope	6.0-7.0%	6 ft	11	REF		
29944	5.1 to 6.7 feet	Cross Slope (PAR)	4.0-5.0%	6 ft	9	SF	$120	**$1,056**
29945	14.1 to 18.2 feet	Cross Slope (PAR)	4.0-5.0%	6 ft	23	SF	$120	**$2,706**
29947	19.9 to 30.7 feet	Cross Slope (PAR)	2.0-3.0%	6 ft	59	SF	$120	**$7,128**
29949	32.8 to 39.0 feet	Cross Slope (PAR)	3.0-4.0%	6 ft	34	SF	$120	**$4,092**
119	37.6 to 38.6 feet	**Protruding Object**		6 ft	6	JOB	$99	**$99**
29950	39.4 to 58.6 feet	Cross Slope (PAR)	2.0-3.0%	6 ft	106	SF	$120	**$12,672**
29955	61.8 to 65.8 feet	Cross Slope (PAR)	3.0-4.0%	6 ft	22	SF	$120	**$2,640**
29956	65.8 to 78.8 feet	Cross Slope (PAR)	2.0-3.0%	6 ft	72	SF	$120	**$8,580**
29963	81.1 to 92.8 feet	Cross Slope (PAR)	2.0-3.0%	6 ft	64	SF	$120	**$7,722**
29966	100.8 to 102.1 feet	Cross Slope (PAR)	2.0-3.0%	6 ft	7	SF	$120	**$858**
29967	107.2 to 110.3 feet	Cross Slope (PAR)	2.0-3.0%	6 ft	17	SF	$120	**$2,046**
29968	112.6 to 126.5 feet	Cross Slope (PAR)	2.0-3.0%	6 ft	76	SF	$120	**$9,174**
29973	130.8 to 140.5 feet	Cross Slope (PAR)	3.0-4.0%	6 ft	53	SF	$120	**$6,402**
29977	141.8 to 147.9 feet	Cross Slope (PAR)	2.0-3.0%	6 ft	34	SF	$120	**$4,026**
29980	148.3 to 163.7 feet	Cross Slope (PAR)	4.0-5.0%	6 ft	85	SF	$120	**$10,164**
59720	160.8 to 180.1 feet	Driveway				REF		
29984	167.1 to 180.4 feet	**Cross Slope (Driveway)**	>15%	6 ft	73	SF	$40	**$2,926**
40865	180.2 to 181.6 feet	Running Slope	5.0-6.0%	6 ft	8	REF		
40866	181.6 to 182.7 feet	Running Slope	6.0-7.0%	6 ft	6	SF	$120	**$726**
29985	185.8 to 201.2 feet	Cross Slope (PAR)	2.0-3.0%	6 ft	85	SF	$120	**$10,164**
29987	204.2 to 218.5 feet	Cross Slope (PAR)	2.0-3.0%	6 ft	79	SF	$120	**$9,438**
59721	224.2 to 241.8 feet	Driveway				REF		
56406	227.2 to 228.2 feet	**Vertical Change**	.4	6 ft	6	REF		
29988	230.9 to 239.1 feet	**Cross Slope (Driveway)**	13.014	6 ft	45	SF	$40	**$1,804**
29990	239.1 to 242.3 feet	**Cross Slope (Driveway)**	>15%	6 ft	18	SF	$40	**$704**

Funding Source: TBD **Year to be Completed** TBD

Street Side	Run ID	Survey Street Name	Starting Street Name	End Street Name	Priority
SE	51909231801	VENTURA AVE	8TH ST	7TH ST	79.25

ID	Dist. from Corner	Barrier Type	As-is Measurement/Notes	Sidewalk Width	Qty	Unit	Cost	Total
40867	243.5 to 244.8 feet	Running Slope	5.0-6.0%	6 ft	7	SF	$120	**$858**
29991	247.3 to 251.5 feet	Cross Slope (PAR)	2.0-3.0%	6 ft	23	SF	$120	**$2,772**
29993	252.6 to 256.4 feet	Cross Slope (PAR)	4.0-5.0%	6 ft	21	SF	$120	**$2,508**
29994	257.2 to 263.3 feet	Cross Slope (PAR)	2.0-3.0%	6 ft	34	SF	$120	**$4,026**
29996	266.3 to 269.3 feet	Cross Slope (PAR)	2.0-3.0%	6 ft	17	SF	$120	**$1,980**
29998	271.8 to 273.4 feet	Cross Slope (PAR)	2.0-3.0%	6 ft	9	SF	$120	**$1,056**
29999	275.7 to 281.4 feet	Cross Slope (PAR)	3.0-4.0%	6 ft	31	SF	$120	**$3,762**
30000	281.4 to 284.8 feet	Cross Slope (PAR)	2.0-3.0%	6 ft	19	SF	$120	**$2,244**
40868	282.7 to 283.7 feet	Running Slope	5.0-6.0%	6 ft	6	REF		
40869	283.7 to 285.1 feet	Running Slope	6.0-7.0%	6 ft	8	REF		

TOTAL COST FOR: SE *side of* **VENTURA AVE** *Starting at:* **8TH ST** **$125,554.00**

Funding Source: TBD **Year to be Completed** TBD

Street Side	Run ID	Survey Street Name	Starting Street Name	End Street Name	Priority
SE	51909231759	VENTURA AVE	9TH ST	8TH ST	86.75

ID	Dist. from Corner	Barrier Type	As-is Measurement/Notes	Sidewalk Width	Qty	Unit	Cost	Total
29883	0.0 to 5.0 feet	Cross Slope (PAR)	3.0-4.0%	6 ft	28	SF	$120	**$3,300**
29884	7.3 to 9.8 feet	Cross Slope (PAR)	2.0-3.0%	6 ft	14	SF	$120	**$1,650**
29885	20.5 to 23.9 feet	Cross Slope (PAR)	2.0-3.0%	6 ft	19	SF	$120	**$2,244**
29886	27.1 to 32.0 feet	Cross Slope (PAR)	2.0-3.0%	6 ft	27	SF	$120	**$3,234**
29887	39.6 to 44.7 feet	Cross Slope (PAR)	2.0-3.0%	6 ft	28	SF	$120	**$3,366**
29889	47.1 to 59.9 feet	Cross Slope (PAR)	3.0-4.0%	6 ft	70	SF	$120	**$8,448**
29890	59.9 to 66.9 feet	Cross Slope (PAR)	2.0-3.0%	6 ft	39	SF	$120	**$4,620**
29893	69.2 to 89.4 feet	Cross Slope (PAR)	4.0-5.0%	6 ft	111	SF	$120	**$13,332**
45381	77.5 to 78.5 feet	**Vertical Change**	-.5	6 ft	6	REF		
29898	90.0 to 101.7 feet	Cross Slope (PAR)	2.0-3.0%	6 ft	64	SF	$120	**$7,722**
29902	104.3 to 105.4 feet	Cross Slope (PAR)	3.0-4.0%	6 ft	6	SF	$120	**$726**
29903	107.4 to 117.8 feet	Cross Slope (PAR)	2.0-3.0%	6 ft	57	SF	$120	**$6,864**
59719	117.3 to 134.7 feet	Driveway				REF		
51070	119.3 to 120.3 feet	**Vertical Change**	-.3	6 ft	6	REF		
29907	123.7 to 127.9 feet	**Cross Slope (Driveway)**	9.0-10.0%	6 ft	23	SF	$40	**$924**
29909	128.3 to 134.9 feet	**Cross Slope (Driveway)**	7.0-8.0%	6 ft	36	SF	$40	**$1,452**
40863	138.7 to 139.8 feet	Running Slope	6.0-7.0%	6 ft	6	SF	$120	**$726**
29912	142.1 to 157.8 feet	Cross Slope (PAR)	2.0-3.0%	6 ft	86	SF	$120	**$10,362**
29917	162.0 to 170.3 feet	Cross Slope (PAR)	2.0-3.0%	6 ft	46	SF	$120	**$5,478**
29919	174.0 to 178.8 feet	Cross Slope (PAR)	2.0-3.0%	6 ft	26	SF	$120	**$3,168**
29921	182.2 to 206.0 feet	Cross Slope (PAR)	2.0-3.0%	6 ft	131	SF	$120	**$15,708**
29927	206.0 to 216.9 feet	Cross Slope (PAR)	4.0-5.0%	6 ft	60	SF	$120	**$7,194**
29929	216.9 to 223.3 feet	Cross Slope (PAR)	2.0-3.0%	6 ft	35	SF	$120	**$4,224**
29930	225.7 to 237.7 feet	Cross Slope (PAR)	3.0-4.0%	6 ft	66	SF	$120	**$7,920**
29934	238.9 to 243.4 feet	Cross Slope (PAR)	2.0-3.0%	6 ft	25	SF	$120	**$2,970**
29935	249.7 to 278.5 feet	Cross Slope (PAR)	2.0-3.0%	6 ft	158	SF	$120	**$19,008**
47719	266.5 to 267.5 feet	**Vertical Change**	-.4	6 ft	6	REF		

TOTAL COST FOR: SE *side of* **VENTURA AVE** *Starting at:* **9TH ST** **$134,640.00**

Funding Source: TBD **Year to be Completed** TBD

Street Side	Run ID	Survey Street Name	Starting Street Name	End Street Name	Priority
NW	51909231723	VENTURA AVE	CALAVERAS ST	CIRCLE DR	115.75

ID	Dist. from Corner	Barrier Type	As-is Measurement/Notes	Sidewalk Width	Qty	Unit	Cost	Total
28863	0.0 to 2.2 feet	Cross Slope (PAR)	3.0-4.0%	6 ft	12	SF	$120	**$1,452**
28864	2.4 to 10.0 feet	Cross Slope (PAR)	2.0-3.0%	6 ft	42	SF	$120	**$5,016**
51041	2.5 to 3.5 feet	**Vertical Change**	-.3	6 ft	6	REF		
28867	10.7 to 13.4 feet	Cross Slope (PAR)	4.0-5.0%	6 ft	15	SF	$120	**$1,782**
28868	16.4 to 37.8 feet	Cross Slope (PAR)	4.0-5.0%	6 ft	118	SF	$120	**$14,124**
55349	23.6 to 24.6 feet	**Vertical Change**	.3	6 ft	6	REF		
51042	31.1 to 32.1 feet	**Vertical Change**	-.3	6 ft	6	REF		
59659	35.2 to 60.8 feet	Driveway				REF		
55350	37.8 to 38.8 feet	**Vertical Change**	.3	6 ft	6	REF		
40846	37.9 to 38.9 feet	Running Slope	5.0-6.0%	6 ft	6	REF		
28874	42.3 to 57.3 feet	**Cross Slope (Driveway)**	14.0-15.0%	6 ft	83	SF	$40	**$3,300**
28877	62.3 to 93.9 feet	Cross Slope (PAR)	4.0-5.0%	6 ft	174	SF	$120	**$20,856**
56396	91.2 to 92.2 feet	**Vertical Change**	.4	6 ft	6	REF		
59660	93.1 to 105.8 feet	Driveway				REF		
110	98.6 to 99.6 feet	**Protruding Object**		6 ft	6	JOB	$99	**$99**
28885	99.8 to 104.9 feet	**Cross Slope (Driveway)**	>15%	6 ft	28	SF	$40	**$1,122**
40847	107.7 to 108.7 feet	Running Slope	8.0-9.0%	6 ft	6	SF	$120	**$660**
28886	109.6 to 142.9 feet	Cross Slope (PAR)	4.0-5.0%	6 ft	183	SF	$120	**$21,978**
28894	145.5 to 156.5 feet	Cross Slope (PAR)	5.0-6.0%	6 ft	61	SF	$120	**$7,260**
59661	153.5 to 171.3 feet	Driveway				REF		
55351	155.3 to 156.3 feet	**Vertical Change**	.3	6 ft	6	REF		
28898	159.9 to 163.3 feet	**Cross Slope (Driveway)**	9.0-10.0%	6 ft	19	SF	$40	**$748**
28900	163.9 to 167.6 feet	**Cross Slope (Driveway)**	7.0-8.0%	6 ft	20	SF	$40	**$814**
28902	173.2 to 178.0 feet	Cross Slope (PAR)	2.0-3.0%	6 ft	26	SF	$120	**$3,168**
28905	180.5 to 182.8 feet	Cross Slope (PAR)	3.0-4.0%	6 ft	13	SF	$120	**$1,518**
28906	182.8 to 198.0 feet	Cross Slope (PAR)	2.0-3.0%	6 ft	84	SF	$120	**$10,032**
28912	202.4 to 218.0 feet	Cross Slope (PAR)	2.0-3.0%	6 ft	86	SF	$120	**$10,296**
59662	218.0 to 238.8 feet	Driveway				REF		
28917	222.7 to 235.4 feet	**Cross Slope (Driveway)**	>15%	6 ft	70	SF	$40	**$2,794**

Funding Source: TBD **Year to be Completed** TBD

Street Side	Run ID	Survey Street Name	Starting Street Name	End Street Name	Priority
NW	51909231723	VENTURA AVE	CALAVERAS ST	CIRCLE DR	115.75

ID	Dist. from Corner	Barrier Type	As-is Measurement/Notes	Sidewalk Width	Qty	Unit	Cost	Total
28919	235.4 to 238.3 feet	Cross Slope (Driveway)	13.014	6 ft	16	SF	$40	$638
28920	244.0 to 249.4 feet	Cross Slope (PAR)	4.0-5.0%	6 ft	30	SF	$120	$3,564
28923	250.8 to 253.1 feet	Cross Slope (PAR)	6.0-7.0%	6 ft	13	SF	$120	$1,518
28924	257.1 to 262.2 feet	Cross Slope (PAR)	7.0-8.0%	6 ft	28	SF	$120	$3,366
51043	260.9 to 261.9 feet	Vertical Change	-.3	6 ft	6	REF		
28926	262.2 to 267.8 feet	Cross Slope (PAR)	5.0-6.0%	6 ft	31	SF	$120	$3,696
28928	268.0 to 269.3 feet	Cross Slope (PAR)	3.0-4.0%	6 ft	7	SF	$120	$858
28929	271.0 to 275.1 feet	Cross Slope (PAR)	2.0-3.0%	6 ft	23	SF	$120	$2,706
28931	275.5 to 281.0 feet	Cross Slope (PAR)	4.0-5.0%	6 ft	30	SF	$120	$3,630
28934	283.3 to 285.0 feet	Cross Slope (PAR)	5.0-6.0%	6 ft	9	SF	$120	$1,122
28935	287.3 to 298.6 feet	Cross Slope (PAR)	6.0-7.0%	6 ft	62	SF	$120	$7,458
28940	298.8 to 302.8 feet	Cross Slope (PAR)	5.0-6.0%	6 ft	22	SF	$120	$2,640
28941	303.9 to 305.3 feet	Cross Slope (PAR)	3.0-4.0%	6 ft	8	SF	$120	$924
28942	313.8 to 333.2 feet	Cross Slope (PAR)	2.0-3.0%	6 ft	107	SF	$120	$12,804
28946	333.2 to 384.6 feet	Cross Slope (PAR)	4.0-5.0%	6 ft	283	SF	$120	$33,924
55352	357.9 to 358.9 feet	Vertical Change	.3	6 ft	6	REF		
55353	383.3 to 384.3 feet	Vertical Change	.3	6 ft	6	REF		
28959	384.6 to 393.1 feet	Cross Slope (PAR)	6.0-7.0%	6 ft	47	SF	$120	$5,610
59663	391.3 to 412.4 feet	Driveway				REF		
51044	394.3 to 395.3 feet	Vertical Change	-.3	6 ft	6	REF		
28962	397.9 to 406.2 feet	Cross Slope (Driveway)	13.014	6 ft	46	SF	$40	$1,826
55354	401.4 to 402.4 feet	Vertical Change	.3	6 ft	6	REF		
55355	410.3 to 411.3 feet	Vertical Change	.3	6 ft	6	REF		
28965	414.1 to 426.7 feet	Cross Slope (PAR)	3.0-4.0%	6 ft	69	SF	$120	$8,316
59664	426.5 to 448.4 feet	Driveway				REF		
28969	432.8 to 449.2 feet	Cross Slope (Driveway)	13.014	6 ft	90	SF	$40	$3,608
28974	465.8 to 478.0 feet	Cross Slope (PAR)	2.0-3.0%	6 ft	67	SF	$120	$8,052
28978	521.8 to 529.8 feet	Cross Slope (PAR)	2.0-3.0%	6 ft	44	SF	$120	$5,280

Funding Source: TBD **Year to be Completed** TBD

Street Side	Run ID	Survey Street Name	Starting Street Name	End Street Name	Priority
NW	51909231723	VENTURA AVE	CALAVERAS ST	CIRCLE DR	115.75

ID	Dist. from Corner	Barrier Type	As-is Measurement/Notes	Sidewalk Width	Qty	Unit	Cost	Total
59665	530.1 to 547.8 feet	Driveway				REF		
28979	534.2 to 546.9 feet	Cross Slope (Driveway)	>15%	6 ft	70	SF	$40	$2,794
28981	556.3 to 566.6 feet	Cross Slope (PAR)	2.0-3.0%	6 ft	57	SF	$120	$6,798
51045	565.8 to 566.8 feet	Vertical Change	-.3	6 ft	6	REF		
28984	574.7 to 588.4 feet	Cross Slope (PAR)	2.0-3.0%	6 ft	75	SF	$120	$9,042
28987	592.3 to 594.8 feet	Cross Slope (PAR)	2.0-3.0%	6 ft	14	SF	$120	$1,650
28988	632.6 to 636.1 feet	Cross Slope (PAR)	2.0-3.0%	6 ft	19	SF	$120	$2,310
55356	633.2 to 634.2 feet	Vertical Change	.3	6 ft	6	REF		
59666	636.3 to 658.3 feet	Driveway				REF		
28989	641.8 to 658.6 feet	Cross Slope (Driveway)	13.014	6 ft	92	SF	$40	$3,696
28993	664.3 to 671.7 feet	Cross Slope (PAR)	2.0-3.0%	6 ft	41	SF	$120	$4,884
28995	672.3 to 681.6 feet	Cross Slope (PAR)	4.0-5.0%	6 ft	51	SF	$120	$6,138
28998	684.0 to 725.8 feet	Cross Slope (PAR)	2.0-3.0%	6 ft	230	SF	$120	$27,588
59667	724.5 to 752.3 feet	Driveway				REF		
29006	729.3 to 752.6 feet	Cross Slope (Driveway)	12.0-13.0%	6 ft	128	SF	$40	$5,126
29014	755.5 to 756.5 feet	Cross Slope (PAR)	7.0-8.0%	6 ft	6	SF	$120	$660
59668	758.3 to 791.8 feet	Driveway				REF		
29015	760.0 to 766.6 feet	Cross Slope (Driveway)	14.0-15.0%	6 ft	36	SF	$40	$1,452
29017	770.3 to 786.8 feet	Cross Slope (Driveway)	13.014	6 ft	91	SF	$40	$3,630
51046	788.8 to 789.8 feet	Vertical Change	-.3	6 ft	6	REF		
29024	791.9 to 797.6 feet	Cross Slope (Driveway)	2.0-3.0%	6 ft	31	SF	$40	$1,254
29026	798.7 to 809.1 feet	Cross Slope (PAR)	4.0-5.0%	6 ft	57	SF	$120	$6,864
55357	806.7 to 807.7 feet	Vertical Change	.3	6 ft	6	REF		
29030	811.4 to 854.3 feet	Cross Slope (PAR)	4.0-5.0%	6 ft	236	SF	$120	$28,314
43521	816.6 to 817.6 feet	Vertical Change	-.6	6 ft	6	REF		
56397	826.6 to 827.6 feet	Vertical Change	.4	6 ft	6	REF		
45379	846.7 to 847.7 feet	Vertical Change	-.5	6 ft	6	REF		
59669	851.9 to 876.1 feet	Driveway				REF		
40848	854.9 to 856.0 feet	Running Slope	6.0-7.0%	6 ft	6	REF		

Funding Source: TBD **Year to be Completed** TBD

Street Side	Run ID	Survey Street Name	Starting Street Name	End Street Name	Priority
NW	51909231723	VENTURA AVE	CALAVERAS ST	CIRCLE DR	115.75

ID	Dist. from Corner	Barrier Type	As-is Measurement/Notes	Sidewalk Width	Qty	Unit	Cost	Total
56398	856.4 to 857.4 feet	Vertical Change	.4	6 ft	6	REF		
29040	858.9 to 871.8 feet	Cross Slope (Driveway)	>15%	6 ft	71	SF	$40	$2,838
29041	879.9 to 889.7 feet	Cross Slope (PAR)	2.0-3.0%	6 ft	54	SF	$120	$6,468
59670	894.2 to 917.0 feet	Driveway				REF		
29044	901.3 to 909.8 feet	Cross Slope (Driveway)	14.0-15.0%	6 ft	47	SF	$40	$1,870
29046	910.3 to 917.0 feet	Cross Slope (Driveway)	12.0-13.0%	6 ft	37	SF	$40	$1,474
29048	922.5 to 949.5 feet	Cross Slope (PAR)	3.0-4.0%	6 ft	149	SF	$120	$17,820
29055	949.5 to 956.6 feet	Cross Slope (PAR)	2.0-3.0%	6 ft	39	SF	$120	$4,686
29057	956.6 to 978.4 feet	Cross Slope (PAR)	4.0-5.0%	6 ft	120	SF	$120	$14,388
51047	979.2 to 980.2 feet	Vertical Change	-.3	6 ft	6	REF		
29063	980.1 to 982.3 feet	Cross Slope (PAR)	2.0-3.0%	6 ft	12	SF	$120	$1,452
59671	982.0 to 1006.6 feet	Driveway				REF		
29064	986.0 to 998.1 feet	Cross Slope (Driveway)	11.0-12.0%	6 ft	67	SF	$40	$2,662
29068	1000.2 to 1008.1 feet	Cross Slope (Driveway)	12.0-13.0%	6 ft	43	SF	$40	$1,738
40849	1008.1 to 1009.8 feet	Running Slope	5.0-6.0%	6 ft	9	REF		
29072	1020.4 to 1050.5 feet	Cross Slope (PAR)	2.0-3.0%	6 ft	166	SF	$120	$19,866
29080	1057.7 to 1059.7 feet	Cross Slope (PAR)	2.0-3.0%	6 ft	11	SF	$120	$1,320
29081	1064.1 to 1068.3 feet	Cross Slope (PAR)	2.0-3.0%	6 ft	23	SF	$120	$2,772
59672	1108.2 to 1119.1 feet	Driveway				REF		
29082	1117.1 to 1120.8 feet	Cross Slope (Driveway)	10.0-11.0%	6 ft	20	SF	$40	$814
47713	1122.8 to 1123.8 feet	Vertical Change	-.4	6 ft	6	LF	$75	$413
29083	1124.8 to 1127.4 feet	Cross Slope (PAR)	2.0-3.0%	6 ft	14	SF	$120	$1,716
59673	1125.4 to 1142.4 feet	Driveway				REF		
29085	1133.2 to 1142.3 feet	Cross Slope (Driveway)	12.0-13.0%	6 ft	50	SF	$40	$2,002
40850	1143.3 to 1145.2 feet	Running Slope	5.0-6.0%	6 ft	10	SF	$120	$1,254
29087	1147.2 to 1151.8 feet	Cross Slope (PAR)	2.0-3.0%	6 ft	25	SF	$120	$3,036
29088	1157.5 to 1160.1 feet	Cross Slope (PAR)	2.0-3.0%	6 ft	14	SF	$120	$1,716
29090	1174.3 to 1186.5 feet	Cross Slope (PAR)	2.0-3.0%	6 ft	67	SF	$120	$8,052
29092	1186.5 to 1188.5 feet	Cross Slope (PAR)	4.0-5.0%	6 ft	11	SF	$120	$1,320

Funding Source: TBD **Year to be Completed** TBD

Street Side	Run ID	Survey Street Name	Starting Street Name	End Street Name	Priority
NW	51909231723	VENTURA AVE	CALAVERAS ST	CIRCLE DR	115.75

ID	Dist. from Corner	Barrier Type	As-is Measurement/Notes	Sidewalk Width	Qty	Unit	Cost	Total
29093	1190.1 to 1191.1 feet	Cross Slope (PAR)	6.0-7.0%	6 ft	6	SF	$120	**$660**
29094	1191.1 to 1192.5 feet	Cross Slope (PAR)	5.0-6.0%	6 ft	8	SF	$120	**$924**
29095	1192.9 to 1197.2 feet	Cross Slope (PAR)	3.0-4.0%	6 ft	24	SF	$120	**$2,838**
59674	1195.5 to 1215.8 feet	Driveway				REF		
29096	1201.2 to 1203.0 feet	**Cross Slope (Driveway)**	11.0-12.0%	6 ft	10	SF	$40	**$396**
29097	1203.3 to 1212.1 feet	**Cross Slope (Driveway)**	13.014	6 ft	48	SF	$40	**$1,936**
29101	1217.3 to 1240.9 feet	Cross Slope (PAR)	3.0-4.0%	6 ft	130	SF	$120	**$15,576**
29107	1242.3 to 1243.3 feet	Cross Slope (PAR)	2.0-3.0%	6 ft	6	SF	$120	**$660**
29108	1245.4 to 1261.1 feet	Cross Slope (PAR)	3.0-4.0%	6 ft	86	SF	$120	**$10,362**
29112	1263.3 to 1311.4 feet	Cross Slope (PAR)	4.0-5.0%	6 ft	265	SF	$120	**$31,746**
29122	1316.8 to 1319.7 feet	Cross Slope (PAR)	4.0-5.0%	6 ft	16	SF	$120	**$1,914**
29123	1322.4 to 1329.7 feet	Cross Slope (PAR)	3.0-4.0%	6 ft	40	SF	$120	**$4,818**
29124	1330.2 to 1337.1 feet	Cross Slope (PAR)	2.0-3.0%	6 ft	38	SF	$120	**$4,554**
59675	1337.2 to 1356.3 feet	Driveway				REF		
29127	1343.3 to 1351.8 feet	**Cross Slope (Driveway)**	14.0-15.0%	6 ft	47	SF	$40	**$1,870**
29129	1352.1 to 1354.8 feet	**Cross Slope (Driveway)**	12.0-13.0%	6 ft	15	SF	$40	**$594**
29131	1359.8 to 1369.4 feet	Cross Slope (PAR)	2.0-3.0%	6 ft	53	SF	$120	**$6,336**
29132	1373.6 to 1379.6 feet	Cross Slope (PAR)	2.0-3.0%	6 ft	33	SF	$120	**$3,960**
29135	1383.0 to 1388.8 feet	Cross Slope (PAR)	2.0-3.0%	6 ft	32	SF	$120	**$3,828**
29137	1391.0 to 1405.5 feet	Cross Slope (PAR)	2.0-3.0%	6 ft	80	SF	$120	**$9,570**
59676	1406.6 to 1424.0 feet	Driveway				REF		
29142	1413.0 to 1421.8 feet	**Cross Slope (Driveway)**	>15%	6 ft	48	SF	$40	**$1,936**
55358	1420.6 to 1421.6 feet	**Vertical Change**	.3	6 ft	6	REF		
29144	1421.8 to 1423.5 feet	**Cross Slope (Driveway)**	13.014	6 ft	9	SF	$40	**$374**
29145	1424.4 to 1426.0 feet	**Cross Slope (Driveway)**	11.0-12.0%	6 ft	9	SF	$40	**$352**
55359	1424.8 to 1425.8 feet	**Vertical Change**	.3	6 ft	6	REF		
40851	1425.2 to 1427.8 feet	Running Slope	5.0-6.0%	6 ft	14	REF		
29146	1427.7 to 1428.7 feet	Cross Slope (PAR)	5.0-6.0%	6 ft	6	SF	$120	**$660**

Funding Source: TBD **Year to be Completed** TBD

Street Side	Run ID	Survey Street Name	Starting Street Name	End Street Name	Priority
NW	51909231723	VENTURA AVE	CALAVERAS ST	CIRCLE DR	115.75

ID	Dist. from Corner	Barrier Type	As-is Measurement/Notes	Sidewalk Width	Qty	Unit	Cost	Total
29147	1429.5 to 1433.1 feet	Cross Slope (PAR)	2.0-3.0%	6 ft	20	SF	$120	**$2,376**
29149	1446.6 to 1448.5 feet	Cross Slope (PAR)	2.0-3.0%	6 ft	10	SF	$120	**$1,254**
56399	1452.8 to 1453.8 feet	**Vertical Change**	.4	6 ft	6	LF	$75	**$413**
29150	1456.3 to 1464.3 feet	Cross Slope (PAR)	2.0-3.0%	6 ft	44	SF	$120	**$5,280**
59677	1473.8 to 1494.5 feet	Driveway				REF		
29151	1479.3 to 1483.5 feet	**Cross Slope (Driveway)**	12.0-13.0%	6 ft	23	SF	$40	**$924**
29153	1487.2 to 1493.0 feet	**Cross Slope (Driveway)**	13.014	6 ft	32	SF	$40	**$1,276**
29156	1496.5 to 1497.6 feet	Cross Slope (PAR)	3.0-4.0%	6 ft	6	SF	$120	**$726**
29157	1500.3 to 1501.3 feet	Cross Slope (PAR)	3.0-4.0%	6 ft	6	SF	$120	**$660**
29158	1502.6 to 1503.7 feet	Cross Slope (PAR)	2.0-3.0%	6 ft	6	SF	$120	**$726**
29159	1506.8 to 1511.3 feet	Cross Slope (PAR)	3.0-4.0%	6 ft	25	SF	$120	**$2,970**
29160	1514.3 to 1525.2 feet	Cross Slope (PAR)	2.0-3.0%	6 ft	60	SF	$120	**$7,194**
29164	1530.1 to 1544.3 feet	Cross Slope (PAR)	2.0-3.0%	6 ft	78	SF	$120	**$9,372**
29167	1544.3 to 1548.3 feet	Cross Slope (PAR)	4.0-5.0%	6 ft	22	SF	$120	**$2,640**
59678	1547.3 to 1560.9 feet	Driveway				REF		
29169	1550.6 to 1551.6 feet	**Cross Slope (Driveway)**	8.0-9.0%	6 ft	6	SF	$40	**$220**
29170	1553.0 to 1556.9 feet	**Cross Slope (Driveway)**	12.0-13.0%	6 ft	21	SF	$40	**$858**
55360	1560.9 to 1561.9 feet	**Vertical Change**	.3	6 ft	6	REF		
29173	1562.3 to 1583.3 feet	Cross Slope (PAR)	4.0-5.0%	6 ft	116	SF	$120	**$13,860**
51048	1575.9 to 1576.9 feet	**Vertical Change**	-.3	6 ft	6	REF		
29181	1583.3 to 1590.0 feet	Cross Slope (PAR)	2.0-3.0%	6 ft	37	SF	$120	**$4,422**
29183	1592.7 to 1596.4 feet	Cross Slope (PAR)	3.0-4.0%	6 ft	20	SF	$120	**$2,442**
56400	1595.9 to 1596.9 feet	**Vertical Change**	.4	6 ft	6	REF		
29184	1597.3 to 1602.1 feet	Cross Slope (PAR)	2.0-3.0%	6 ft	26	SF	$120	**$3,168**
29186	1605.9 to 1608.4 feet	Cross Slope (PAR)	2.0-3.0%	6 ft	14	SF	$120	**$1,650**
29187	1610.7 to 1613.8 feet	Cross Slope (PAR)	3.0-4.0%	6 ft	17	SF	$120	**$2,046**
29188	1616.6 to 1637.5 feet	Cross Slope (PAR)	2.0-3.0%	6 ft	115	SF	$120	**$13,794**
55361	1635.9 to 1636.9 feet	**Vertical Change**	.3	6 ft	6	REF		

Funding Source: TBD **Year to be Completed** TBD

Street Side	Run ID	Survey Street Name	Starting Street Name	End Street Name	Priority
NW	51909231723	VENTURA AVE	CALAVERAS ST	CIRCLE DR	115.75

ID	Dist. from Corner	Barrier Type	As-is Measurement/Notes	Sidewalk Width	Qty	Unit	Cost	Total
29196	1641.2 to 1652.8 feet	Cross Slope (PAR)	2.0-3.0%	6 ft	64	SF	$120	**$7,656**
29200	1655.2 to 1663.9 feet	Cross Slope (PAR)	2.0-3.0%	6 ft	48	SF	$120	**$5,742**
59679	1666.9 to 1682.5 feet	Driveway				REF		
29203	1672.8 to 1678.8 feet	**Cross Slope (Driveway)**	7.0-8.0%	6 ft	33	SF	$40	**$1,320**
29205	1680.3 to 1683.8 feet	**Cross Slope (Driveway)**	5.0-6.0%	6 ft	19	SF	$40	**$770**
29206	1685.6 to 1686.6 feet	Cross Slope (PAR)	2.0-3.0%	6 ft	6	SF	$120	**$660**
29207	1689.4 to 1693.3 feet	Cross Slope (PAR)	2.0-3.0%	6 ft	21	SF	$120	**$2,574**
29209	1693.6 to 1709.9 feet	Cross Slope (PAR)	4.0-5.0%	6 ft	90	SF	$120	**$10,758**
57067	1705.6 to 1706.6 feet	**Vertical Change**	.6	6 ft	6	REF		
29211	1712.4 to 1725.0 feet	Cross Slope (PAR)	4.0-5.0%	6 ft	69	SF	$120	**$8,316**
51049	1715.9 to 1716.9 feet	**Vertical Change**	-.3	6 ft	6	REF		
29216	1725.5 to 1727.3 feet	Cross Slope (PAR)	2.0-3.0%	6 ft	10	SF	$120	**$1,188**
55362	1726.0 to 1727.0 feet	**Vertical Change**	.3	6 ft	6	REF		
59680	1727.8 to 1747.6 feet	Driveway				REF		
51050	1729.1 to 1730.1 feet	**Vertical Change**	-.3	6 ft	6	REF		
29217	1733.0 to 1734.8 feet	**Cross Slope (Driveway)**	6.0-7.0%	6 ft	10	SF	$40	**$396**
29218	1734.8 to 1736.3 feet	**Cross Slope (Driveway)**	5.0-6.0%	6 ft	8	SF	$40	**$330**
29219	1738.8 to 1747.6 feet	**Cross Slope (Driveway)**	4.0-5.0%	6 ft	48	SF	$40	**$1,936**
51051	1750.8 to 1751.8 feet	**Vertical Change**	-.3	6 ft	6	LF	$75	**$413**
29222	1752.9 to 1759.6 feet	Cross Slope (PAR)	2.0-3.0%	6 ft	37	SF	$120	**$4,422**
55363	1756.0 to 1757.0 feet	**Vertical Change**	.3	6 ft	6	REF		
29223	1775.7 to 1783.5 feet	Cross Slope (PAR)	2.0-3.0%	6 ft	43	SF	$120	**$5,148**
29225	1784.2 to 1788.5 feet	Cross Slope (PAR)	4.0-5.0%	6 ft	24	SF	$120	**$2,838**
29227	1789.4 to 1806.7 feet	Cross Slope (PAR)	2.0-3.0%	6 ft	95	SF	$120	**$11,418**
29230	1807.0 to 1814.3 feet	Cross Slope (PAR)	4.0-5.0%	6 ft	40	SF	$120	**$4,818**
29233	1814.3 to 1819.1 feet	Cross Slope (PAR)	2.0-3.0%	6 ft	26	SF	$120	**$3,168**
111	1815.3 to 1816.3 feet	**Protruding Object**		6 ft	6	JOB	$99	**$99**
29234	1824.0 to 1831.2 feet	Cross Slope (PAR)	2.0-3.0%	6 ft	40	SF	$120	**$4,752**

Funding Source: TBD **Year to be Completed** TBD

Street Side	Run ID	Survey Street Name	Starting Street Name	End Street Name	Priority
NW	51909231723	VENTURA AVE	CALAVERAS ST	CIRCLE DR	115.75

ID	Dist. from Corner	Barrier Type	As-is Measurement/Notes	Sidewalk Width	Qty	Unit	Cost	Total
29236	1831.5 to 1836.3 feet	Cross Slope (PAR)	4.0-5.0%	6 ft	26	SF	$120	**$3,168**
29238	1836.4 to 1848.2 feet	Cross Slope (PAR)	2.0-3.0%	6 ft	65	SF	$120	**$7,788**
40852	1847.1 to 1848.6 feet	Running Slope	5.0-6.0%	6 ft	8	REF		

TOTAL COST FOR: NW *side of* **VENTURA AVE** *Starting at:* **CALAVERAS ST** **$704,247.50**

Funding Source: TBD **Year to be Completed** TBD

Street Side	Run ID	Survey Street Name	Starting Street Name	End Street Name	Priority
NW	51909231727	VENTURA AVE	CIRCLE DR	HOSPITAL DR	113

ID	Dist. from Corner	Barrier Type	As-is Measurement/Notes	Sidewalk Width	Qty	Unit	Cost	Total
29243	1.5 to 9.3 feet	Cross Slope (PAR)	4.0-5.0%	6 ft	43	SF	$120	**$5,148**
29245	11.8 to 26.5 feet	Cross Slope (PAR)	3.0-4.0%	6 ft	81	SF	$120	**$9,702**
57068	12.4 to 13.4 feet	**Vertical Change**	.6	6 ft	6	REF		
29247	26.5 to 55.8 feet	Cross Slope (PAR)	2.0-3.0%	6 ft	161	SF	$120	**$19,338**
29254	61.3 to 70.3 feet	Cross Slope (PAR)	2.0-3.0%	6 ft	50	SF	$120	**$5,940**
29257	72.5 to 74.2 feet	Cross Slope (PAR)	3.0-4.0%	6 ft	9	SF	$120	**$1,122**
29258	75.6 to 76.8 feet	Cross Slope (PAR)	2.0-3.0%	6 ft	7	SF	$120	**$792**
29259	79.8 to 89.9 feet	Cross Slope (PAR)	2.0-3.0%	6 ft	56	SF	$120	**$6,666**
59681	95.3 to 125.6 feet	Driveway				REF		
29261	101.8 to 109.4 feet	**Cross Slope (Driveway)**	7.0-8.0%	6 ft	42	SF	$40	**$1,672**
29263	110.3 to 124.8 feet	**Cross Slope (Driveway)**	9.0-10.0%	6 ft	80	SF	$40	**$3,190**
29269	124.8 to 127.4 feet	**Cross Slope (Driveway)**	7.0-8.0%	6 ft	14	SF	$40	**$572**
55364	132.2 to 133.2 feet	**Vertical Change**	.3	6 ft	6	LF	$75	**$413**
29270	133.4 to 153.7 feet	Cross Slope (PAR)	2.0-3.0%	6 ft	112	SF	$120	**$13,398**
29274	156.0 to 188.2 feet	Cross Slope (PAR)	2.0-3.0%	6 ft	177	SF	$120	**$21,252**
59682	187.8 to 211.3 feet	Driveway				REF		
55365	189.8 to 190.8 feet	**Vertical Change**	.3	6 ft	6	REF		
29281	193.6 to 208.5 feet	**Cross Slope (Driveway)**	8.0-9.0%	6 ft	82	SF	$40	**$3,278**
29286	208.7 to 212.5 feet	**Cross Slope (Driveway)**	6.0-7.0%	6 ft	21	SF	$40	**$836**
29288	224.8 to 250.8 feet	Cross Slope (PAR)	2.0-3.0%	6 ft	143	SF	$120	**$17,160**
29293	254.8 to 258.3 feet	Cross Slope (PAR)	2.0-3.0%	6 ft	19	SF	$120	**$2,310**
29294	262.2 to 271.5 feet	Cross Slope (PAR)	2.0-3.0%	6 ft	51	SF	$120	**$6,138**
29296	274.8 to 278.5 feet	Cross Slope (PAR)	3.0-4.0%	6 ft	20	SF	$120	**$2,442**
29297	280.1 to 354.4 feet	Cross Slope (PAR)	2.0-3.0%	6 ft	409	SF	$120	**$49,038**
51052	289.9 to 290.9 feet	**Vertical Change**	-.3	6 ft	6	REF		
42346	308.8 to 309.8 feet	**Vertical Change**	-.7	6 ft	6	REF		
51053	331.5 to 332.5 feet	**Vertical Change**	-.3	6 ft	6	REF		
51054	352.4 to 353.4 feet	**Vertical Change**	-.3	6 ft	6	REF		

Funding Source: TBD **Year to be Completed** TBD

Street Side	Run ID	Survey Street Name	Starting Street Name	End Street Name	Priority
NW	51909231727	VENTURA AVE	CIRCLE DR	HOSPITAL DR	113

ID	Dist. from Corner	Barrier Type	As-is Measurement/Notes	Sidewalk Width	Qty	Unit	Cost	Total
29315	357.1 to 375.1 feet	Cross Slope (PAR)	2.0-3.0%	6 ft	99	SF	$120	**$11,880**
43522	365.0 to 366.0 feet	**Vertical Change**	-.6	6 ft	6	SF	$75	**$413**
29320	379.3 to 380.4 feet	Cross Slope (PAR)	2.0-3.0%	6 ft	6	SF	$120	**$726**
57069	394.9 to 395.9 feet	**Vertical Change**	.6	6 ft	6	REF		
29321	395.1 to 396.8 feet	Cross Slope (PAR)	4.0-5.0%	6 ft	9	SF	$120	**$1,122**
29322	399.8 to 412.3 feet	Cross Slope (PAR)	5.0-6.0%	6 ft	69	SF	$120	**$8,250**
41291	415.1 to 416.1 feet	**Vertical Change**	-1.6	6 ft	6	SF	$75	**$413**
29326	425.8 to 427.0 feet	Cross Slope (PAR)	2.0-3.0%	6 ft	7	SF	$120	**$792**
29327	431.9 to 434.3 feet	Cross Slope (PAR)	3.0-4.0%	6 ft	13	SF	$120	**$1,584**
59683	434.9 to 459.6 feet	Driveway				REF		
29328	435.8 to 436.9 feet	**Cross Slope (Driveway)**	2.0-3.0%	6 ft	6	SF	$40	**$242**
29329	442.0 to 459.4 feet	**Cross Slope (Driveway)**	10.0-11.0%	6 ft	96	SF	$40	**$3,828**
55366	449.9 to 450.9 feet	**Vertical Change**	.3	6 ft	6	REF		
29336	460.4 to 461.4 feet	**Cross Slope (Driveway)**	12.0-13.0%	6 ft	6	SF	$40	**$220**
29337	465.3 to 471.0 feet	Cross Slope (PAR)	2.0-3.0%	6 ft	31	SF	$120	**$3,762**
29338	499.5 to 500.5 feet	Cross Slope (PAR)	2.0-3.0%	6 ft	6	SF	$120	**$660**
29339	502.7 to 507.6 feet	Cross Slope (PAR)	5.0-6.0%	6 ft	27	SF	$120	**$3,234**
29341	533.8 to 543.0 feet	Cross Slope (PAR)	2.0-3.0%	6 ft	51	SF	$120	**$6,072**
29343	557.2 to 574.2 feet	Cross Slope (PAR)	2.0-3.0%	6 ft	94	SF	$120	**$11,220**
29348	577.4 to 579.8 feet	Cross Slope (PAR)	2.0-3.0%	6 ft	13	SF	$120	**$1,584**
29349	589.3 to 618.6 feet	Cross Slope (PAR)	2.0-3.0%	6 ft	161	SF	$120	**$19,338**
55367	600.8 to 601.8 feet	**Vertical Change**	.3	6 ft	6	REF		

TOTAL COST FOR: NW *side of* **VENTURA AVE** *Starting at:* **CIRCLE DR** **$245,745.50**

Funding Source: TBD **Year to be Completed** TBD

Street Side	Run ID	Survey Street Name	Starting Street Name	End Street Name	Priority
NW	51909231730	VENTURA AVE	HOSPITAL DR	HOWELL RD	102

ID	Dist. from Corner	Barrier Type	As-is Measurement/Notes	Sidewalk Width	Qty	Unit	Cost	Total
29357	0.0 to 8.1 feet	Cross Slope (PAR)	2.0-3.0%	6 ft	45	SF	$120	**$5,346**
29359	18.4 to 19.4 feet	Cross Slope (PAR)	2.0-3.0%	6 ft	6	SF	$120	**$660**
47714	22.3 to 23.3 feet	**Vertical Change**	-.4	6 ft	6	LF	$75	**$413**
29360	26.4 to 63.3 feet	Cross Slope (PAR)	2.0-3.0%	6 ft	203	SF	$120	**$24,354**
51055	40.6 to 41.6 feet	**Vertical Change**	-.3	6 ft	6	REF		
59684	61.8 to 112.6 feet	Driveway				REF		
29368	67.3 to 69.8 feet	**Cross Slope (Driveway)**	12.0-13.0%	6 ft	14	SF	$40	**$550**
29370	70.2 to 84.5 feet	**Cross Slope (Driveway)**	10.0-11.0%	6 ft	79	SF	$40	**$3,146**
29374	87.7 to 112.6 feet	**Cross Slope (Driveway)**	9.0-10.0%	6 ft	137	SF	$40	**$5,478**
29382	112.6 to 114.1 feet	**Cross Slope (Driveway)**	11.0-12.0%	6 ft	8	SF	$40	**$330**
29383	123.7 to 127.7 feet	Cross Slope (PAR)	2.0-3.0%	6 ft	22	SF	$120	**$2,640**
29384	142.5 to 146.8 feet	Cross Slope (PAR)	2.0-3.0%	6 ft	24	SF	$120	**$2,838**
29385	182.3 to 184.0 feet	Cross Slope (PAR)	2.0-3.0%	6 ft	9	SF	$120	**$1,122**
29386	187.8 to 202.5 feet	Cross Slope (PAR)	2.0-3.0%	6 ft	81	SF	$120	**$9,702**
29391	205.3 to 207.5 feet	Cross Slope (PAR)	3.0-4.0%	6 ft	12	SF	$120	**$1,452**
29392	207.9 to 224.8 feet	Cross Slope (PAR)	2.0-3.0%	6 ft	93	SF	$120	**$11,154**
29395	228.0 to 236.9 feet	Cross Slope (PAR)	2.0-3.0%	6 ft	49	SF	$120	**$5,874**
29396	243.3 to 272.5 feet	Cross Slope (PAR)	2.0-3.0%	6 ft	161	SF	$120	**$19,272**
29399	273.2 to 283.5 feet	Cross Slope (PAR)	4.0-5.0%	6 ft	57	SF	$120	**$6,798**
29404	283.5 to 286.8 feet	Cross Slope (PAR)	2.0-3.0%	6 ft	18	SF	$120	**$2,178**
59685	294.2 to 330.4 feet	Driveway				REF		
29405	302.2 to 309.8 feet	**Cross Slope (Driveway)**	11.0-12.0%	6 ft	42	SF	$40	**$1,672**
29408	312.0 to 321.9 feet	**Cross Slope (Driveway)**	11.0-12.0%	6 ft	54	SF	$40	**$2,178**
29411	321.9 to 330.8 feet	**Cross Slope (Driveway)**	9.0-10.0%	6 ft	49	SF	$40	**$1,958**
56799	335.0 to 336.0 feet	**Vertical Change**	.5	6 ft	6	SF	$75	**$413**
29414	342.0 to 352.0 feet	Cross Slope (PAR)	2.0-3.0%	6 ft	55	SF	$120	**$6,600**
55368	355.3 to 356.3 feet	**Vertical Change**	.3	6 ft	6	LF	$75	**$413**
29415	367.5 to 393.2 feet	Cross Slope (PAR)	2.0-3.0%	6 ft	141	SF	$120	**$16,962**

Funding Source: TBD **Year to be Completed** TBD

Street Side	Run ID	Survey Street Name	Starting Street Name	End Street Name	Priority
NW	51909231730	VENTURA AVE	HOSPITAL DR	HOWELL RD	102

ID	Dist. from Corner	Barrier Type	As-is Measurement/Notes	Sidewalk Width	Qty	Unit	Cost	Total
29422	397.8 to 404.3 feet	Cross Slope (PAR)	2.0-3.0%	6 ft	36	SF	$120	**$4,290**
55369	428.2 to 429.2 feet	**Vertical Change**	.3	6 ft	6	LF	$75	**$413**
29423	433.7 to 436.9 feet	Cross Slope (PAR)	2.0-3.0%	6 ft	18	SF	$120	**$2,112**
29424	450.3 to 459.2 feet	Cross Slope (PAR)	2.0-3.0%	6 ft	49	SF	$120	**$5,874**
29425	464.8 to 499.3 feet	Cross Slope (PAR)	2.0-3.0%	6 ft	190	SF	$120	**$22,770**
51056	465.2 to 466.2 feet	**Vertical Change**	-.3	6 ft	6	REF		
51057	483.4 to 484.4 feet	**Vertical Change**	-.3	6 ft	6	REF		

TOTAL COST FOR: NW *side of* **VENTURA AVE** *Starting at:* **HOSPITAL DR** **$168,960.00**

Funding Source: TBD **Year to be Completed** TBD

Street Side	Run ID	Survey Street Name	Starting Street Name	End Street Name	Priority
NW	51909231737	VENTURA AVE	HOWELL RD	GILL WAY	123.25

ID	Dist. from Corner	Barrier Type	As-is Measurement/Notes	Sidewalk Width	Qty	Unit	Cost	Total
29428	0.0 to 18.2 feet	Cross Slope (PAR)	2.0-3.0%	6 ft	100	SF	$120	**$12,012**
29432	18.4 to 36.6 feet	Cross Slope (PAR)	4.0-5.0%	6 ft	100	SF	$120	**$12,012**
29438	38.8 to 42.6 feet	Cross Slope (PAR)	4.0-5.0%	6 ft	21	SF	$120	**$2,508**
29440	45.9 to 52.2 feet	Cross Slope (PAR)	2.0-3.0%	6 ft	35	SF	$120	**$4,158**
29441	56.2 to 58.5 feet	Cross Slope (PAR)	2.0-3.0%	6 ft	13	SF	$120	**$1,518**
29442	61.5 to 65.3 feet	Cross Slope (PAR)	3.0-4.0%	6 ft	21	SF	$120	**$2,508**
51058	61.8 to 62.8 feet	**Vertical Change**	-.3	6 ft	6	REF		
29443	65.7 to 75.3 feet	Cross Slope (PAR)	2.0-3.0%	6 ft	53	SF	$120	**$6,336**
29445	79.5 to 95.3 feet	Cross Slope (PAR)	2.0-3.0%	6 ft	87	SF	$120	**$10,428**
59686	91.8 to 114.0 feet	Driveway				REF		
29451	99.3 to 113.3 feet	**Cross Slope (Driveway)**	9.0-10.0%	6 ft	77	SF	$40	**$3,080**
57201	104.4 to 105.4 feet	**Vertical Change**	.7	6 ft	6	REF		
29453	116.8 to 122.3 feet	Cross Slope (PAR)	2.0-3.0%	6 ft	30	SF	$120	**$3,630**
29456	125.8 to 154.0 feet	Cross Slope (PAR)	2.0-3.0%	6 ft	155	SF	$120	**$18,612**
59687	152.3 to 173.2 feet	Driveway				REF		
51059	153.3 to 154.3 feet	**Vertical Change**	-.3	6 ft	6	REF		
29463	157.9 to 172.1 feet	**Cross Slope (Driveway)**	9.0-10.0%	6 ft	78	SF	$40	**$3,124**
29469	177.0 to 181.4 feet	Cross Slope (PAR)	3.0-4.0%	6 ft	24	SF	$120	**$2,904**
29470	181.6 to 186.2 feet	Cross Slope (PAR)	2.0-3.0%	6 ft	25	SF	$120	**$3,036**
59688	183.8 to 205.5 feet	Driveway				REF		
55370	185.2 to 186.2 feet	**Vertical Change**	.3	6 ft	6	REF		
29471	189.8 to 205.3 feet	**Cross Slope (Driveway)**	10.0-11.0%	6 ft	85	SF	$40	**$3,410**
56401	196.5 to 197.5 feet	**Vertical Change**	.4	6 ft	6	REF		
51060	204.8 to 205.8 feet	**Vertical Change**	-.3	6 ft	6	REF		
56800	207.4 to 208.4 feet	**Vertical Change**	.5	6 ft	6	SF	$75	**$413**
29476	208.8 to 210.3 feet	Cross Slope (PAR)	3.0-4.0%	6 ft	8	SF	$120	**$990**
29477	211.7 to 235.4 feet	Cross Slope (PAR)	2.0-3.0%	6 ft	130	SF	$120	**$15,642**
51061	221.1 to 222.1 feet	**Vertical Change**	-.3	6 ft	6	REF		

Funding Source: TBD **Year to be Completed** TBD

Street Side	Run ID	Survey Street Name	Starting Street Name	End Street Name	Priority
NW	51909231737	VENTURA AVE	HOWELL RD	GILL WAY	123.25

ID	Dist. from Corner	Barrier Type	As-is Measurement/Notes	Sidewalk Width	Qty	Unit	Cost	Total
51062	232.2 to 233.2 feet	Vertical Change	-.3	6 ft	6	REF		
29480	242.2 to 250.5 feet	Cross Slope (PAR)	2.0-3.0%	6 ft	46	SF	$120	$5,478
29482	252.8 to 264.7 feet	Cross Slope (PAR)	2.0-3.0%	6 ft	65	SF	$120	$7,854
29487	270.5 to 274.0 feet	Cross Slope (PAR)	2.0-3.0%	6 ft	19	SF	$120	$2,310
59689	272.9 to 297.3 feet	Driveway				REF		
29489	278.2 to 279.9 feet	Cross Slope (Driveway)	10.0-11.0%	6 ft	9	SF	$40	$374
29490	282.3 to 294.0 feet	Cross Slope (Driveway)	10.0-11.0%	6 ft	64	SF	$40	$2,574
29494	297.3 to 301.3 feet	Cross Slope (Driveway)	3.0-4.0%	6 ft	22	SF	$40	$880
29495	301.3 to 308.3 feet	Cross Slope (PAR)	2.0-3.0%	6 ft	39	SF	$120	$4,620
112	303.7 to 304.7 feet	Protruding Object		6 ft	6	JOB	$99	$99
29498	315.4 to 321.4 feet	Cross Slope (PAR)	2.0-3.0%	6 ft	33	SF	$120	$3,960
29500	324.2 to 334.5 feet	Cross Slope (PAR)	4.0-5.0%	6 ft	57	SF	$120	$6,798
59690	332.4 to 352.9 feet	Driveway				REF		
29503	337.7 to 343.2 feet	Cross Slope (Driveway)	9.0-10.0%	6 ft	30	SF	$40	$1,210
29505	344.3 to 348.4 feet	Cross Slope (Driveway)	7.0-8.0%	6 ft	23	SF	$40	$902
29507	349.0 to 351.7 feet	Cross Slope (Driveway)	9.0-10.0%	6 ft	15	SF	$40	$594
40853	353.4 to 355.0 feet	Running Slope	5.0-6.0%	6 ft	9	REF		
29509	359.3 to 362.2 feet	Cross Slope (PAR)	2.0-3.0%	6 ft	16	SF	$120	$1,914
59691	364.3 to 385.5 feet	Driveway				REF		
29510	365.6 to 366.6 feet	Cross Slope (Driveway)	2.0-3.0%	6 ft	6	SF	$40	$220
29511	367.5 to 368.5 feet	Cross Slope (Driveway)	4.0-5.0%	6 ft	6	SF	$40	$220
29512	370.0 to 375.0 feet	Cross Slope (Driveway)	7.0-8.0%	6 ft	28	SF	$40	$1,100
29514	375.0 to 386.4 feet	Cross Slope (Driveway)	9.0-10.0%	6 ft	63	SF	$40	$2,508
29517	389.9 to 410.5 feet	Cross Slope (PAR)	2.0-3.0%	6 ft	113	SF	$120	$13,596
29522	410.5 to 415.6 feet	Cross Slope (PAR)	4.0-5.0%	6 ft	28	SF	$120	$3,366
29524	417.1 to 420.1 feet	Cross Slope (PAR)	2.0-3.0%	6 ft	17	SF	$120	$1,980
29525	422.6 to 455.2 feet	Cross Slope (PAR)	2.0-3.0%	6 ft	179	SF	$120	$21,516
59692	451.1 to 474.8 feet	Driveway				REF		
42347	453.4 to 454.4 feet	Vertical Change	-.7	6 ft	6	REF		

Funding Source: TBD **Year to be Completed** TBD

Street Side	Run ID	Survey Street Name	Starting Street Name	End Street Name	Priority
NW	51909231737	VENTURA AVE	HOWELL RD	GILL WAY	123.25

ID	Dist. from Corner	Barrier Type	As-is Measurement/Notes	Sidewalk Width	Qty	Unit	Cost	Total
29533	458.0 to 473.3 feet	Cross Slope (Driveway)	9.0-10.0%	6 ft	84	SF	$40	$3,366
29535	474.1 to 475.3 feet	Cross Slope (Driveway)	7.0-8.0%	6 ft	7	SF	$40	$264
40854	475.3 to 476.3 feet	Running Slope	5.0-6.0%	6 ft	6	REF		
29536	475.4 to 476.5 feet	Cross Slope (Driveway)	5.0-6.0%	6 ft	6	SF	$40	$242
29537	477.8 to 482.4 feet	Cross Slope (PAR)	2.0-3.0%	6 ft	25	SF	$120	$3,036
47715	479.2 to 480.2 feet	Vertical Change	-.4	6 ft	6	REF		
29539	484.6 to 487.3 feet	Cross Slope (PAR)	2.0-3.0%	6 ft	15	SF	$120	$1,782
59693	485.4 to 504.8 feet	Driveway				REF		
29541	490.7 to 506.0 feet	Cross Slope (Driveway)	9.0-10.0%	6 ft	84	SF	$40	$3,366
29544	522.6 to 529.7 feet	Cross Slope (PAR)	2.0-3.0%	6 ft	39	SF	$120	$4,686
29545	539.8 to 543.7 feet	Cross Slope (PAR)	2.0-3.0%	6 ft	21	SF	$120	$2,574
59694	545.6 to 566.3 feet	Driveway				REF		
57202	546.3 to 547.3 feet	Vertical Change	.7	6 ft	6	REF		
29546	549.8 to 566.6 feet	Cross Slope (Driveway)	8.0-9.0%	6 ft	92	SF	$40	$3,696
29551	570.2 to 571.4 feet	Cross Slope (PAR)	3.0-4.0%	6 ft	7	SF	$120	$792
29552	571.4 to 577.3 feet	Cross Slope (PAR)	2.0-3.0%	6 ft	32	SF	$120	$3,894
29554	580.4 to 595.8 feet	Cross Slope (PAR)	2.0-3.0%	6 ft	85	SF	$120	$10,164
113	589.3 to 590.3 feet	Continuous Width		6 ft	6	SF	$120	$660
29558	599.8 to 607.4 feet	Cross Slope (PAR)	2.0-3.0%	6 ft	42	SF	$120	$5,016
59695	600.2 to 627.2 feet	Driveway				REF		
55371	606.2 to 607.2 feet	Vertical Change	.3	6 ft	6	REF		
29560	610.8 to 625.6 feet	Cross Slope (Driveway)	10.0-11.0%	6 ft	81	SF	$40	$3,256
40855	626.2 to 627.4 feet	Running Slope	5.0-6.0%	6 ft	7	REF		
51063	628.0 to 629.0 feet	Vertical Change	-.3	6 ft	6	LF	$75	$413
29564	629.2 to 632.0 feet	Cross Slope (PAR)	2.0-3.0%	6 ft	15	SF	$120	$1,848
29565	634.3 to 635.5 feet	Cross Slope (PAR)	3.0-4.0%	6 ft	7	SF	$120	$792
29566	636.0 to 667.5 feet	Cross Slope (PAR)	2.0-3.0%	6 ft	173	SF	$120	$20,790
29573	672.1 to 712.3 feet	Cross Slope (PAR)	2.0-3.0%	6 ft	221	SF	$120	$26,532

Funding Source: TBD **Year to be Completed** TBD

Street Side	Run ID	Survey Street Name	Starting Street Name	End Street Name	Priority
NW	51909231737	VENTURA AVE	HOWELL RD	GILL WAY	123.25

ID	Dist. from Corner	Barrier Type	As-is Measurement/Notes	Sidewalk Width	Qty	Unit	Cost	Total
51064	702.0 to 703.0 feet	Vertical Change	-.3	6 ft	6	REF		
29581	712.3 to 721.0 feet	Cross Slope (PAR)	4.0-5.0%	6 ft	48	SF	$120	**$5,742**

TOTAL COST FOR: NW *side of* **VENTURA AVE** *Starting at:* **HOWELL RD** **$293,304.00**

Funding Source: TBD **Year to be Completed** TBD

Street Side	Run ID	Survey Street Name	Starting Street Name	End Street Name	Priority
W	1908211003	VERDONE ST	BIDAN AVE	CORDELIA AVE	24

ID	Dist. from Corner	Barrier Type	As-is Measurement/Notes	Sidewalk Width	Qty	Unit	Cost	Total
47494	3.5 to 4.5 feet	**Vertical Change**	-.41	5 ft	5	LF	$75	**$375**
2871	10.8 to 21.8 feet	Cross Slope (PAR)	2.0-3.0%	5 ft	55	SF	$120	**$6,600**
53411	24.9 to 25.9 feet	**Vertical Change**	-.26	5 ft	5	LF	$75	**$375**
2875	26.6 to 32.0 feet	Cross Slope (PAR)	2.0-3.0%	5 ft	27	SF	$120	**$3,240**
51993	35.0 to 36.0 feet	**Vertical Change**	-.29	5 ft	5	REF		
2876	35.0 to 48.8 feet	Cross Slope (PAR)	2.0-3.0%	5 ft	69	SF	$120	**$8,280**
48994	45.1 to 46.1 feet	**Vertical Change**	-.36	5 ft	5	REF		
2879	110.3 to 111.9 feet	Cross Slope (PAR)	2.0-3.0%	5 ft	8	SF	$120	**$960**
2880	115.1 to 141.2 feet	Cross Slope (PAR)	2.0-3.0%	5 ft	130	SF	$120	**$15,660**
53896	143.1 to 144.1 feet	**Vertical Change**	-.25	5 ft	5	REF		
2882	143.5 to 154.8 feet	Cross Slope (PAR)	2.0-3.0%	5 ft	57	SF	$120	**$6,780**
2883	158.4 to 183.9 feet	Cross Slope (PAR)	2.0-3.0%	5 ft	128	SF	$120	**$15,300**
2884	205.7 to 209.2 feet	Cross Slope (PAR)	2.0-3.0%	5 ft	18	SF	$120	**$2,100**

TOTAL COST FOR: W *side of* **VERDONE ST** *Starting at:* **BIDAN AVE** **$59,670.00**

Funding Source: TBD **Year to be Completed** TBD

Street Side	Run ID	Survey Street Name	Starting Street Name	End Street Name	Priority
W	1908210950	VERDONE ST	CONADRIA AVE	BIDAN AVE	48

ID	Dist. from Corner	Barrier Type	As-is Measurement/Notes	Sidewalk Width	Qty	Unit	Cost	Total
47903	4.3 to 5.3 feet	Vertical Change	-.4	5 ft	5	LF	$75	$375
2702	38.3 to 46.8 feet	Cross Slope (PAR)	2.0-3.0%	5 ft	43	SF	$120	$5,100
2703	68.9 to 74.1 feet	Cross Slope (PAR)	2.0-3.0%	5 ft	26	SF	$120	$3,120
52410	80.7 to 81.7 feet	Vertical Change	-.28	5 ft	5	LF	$75	$375
2704	124.3 to 133.2 feet	Cross Slope (PAR)	2.0-3.0%	5 ft	44	SF	$120	$5,340
2705	142.9 to 145.6 feet	Cross Slope (PAR)	2.0-3.0%	5 ft	14	SF	$120	$1,620
51571	150.2 to 151.2 feet	Vertical Change	-.3	5 ft	5	LF	$75	$375
52894	158.9 to 159.9 feet	Vertical Change	-.27	5 ft	5	LF	$75	$375
2706	161.8 to 172.8 feet	Cross Slope (PAR)	2.0-3.0%	5 ft	55	SF	$120	$6,600
2708	178.6 to 190.7 feet	Cross Slope (PAR)	2.0-3.0%	5 ft	61	SF	$120	$7,260
2709	195.8 to 212.8 feet	Cross Slope (PAR)	2.0-3.0%	5 ft	85	SF	$120	$10,200
56628	207.8 to 208.8 feet	Vertical Change	.45	5 ft	5	REF		
46326	207.9 to 208.9 feet	Vertical Change	-.46	5 ft	5	REF		
41424	208.3 to 209.3 feet	Vertical Change	-1.21	5 ft	5	REF		
57424	208.3 to 209.3 feet	Vertical Change	1.2	5 ft	5	REF		
57480	209.3 to 210.3 feet	Vertical Change	1.59	5 ft	5	REF		
41276	209.5 to 210.5 feet	Vertical Change	-1.66	5 ft	5	REF		
57463	209.8 to 210.8 feet	Vertical Change	1.43	5 ft	5	REF		
41335	209.9 to 210.9 feet	Vertical Change	-1.43	5 ft	5	REF		
57514	211.6 to 212.6 feet	Vertical Change	1.88	5 ft	5	REF		
41267	211.7 to 212.7 feet	Vertical Change	-1.73	5 ft	5	REF		

TOTAL COST FOR: W *side of* **VERDONE ST** *Starting at:* **CONADRIA AVE** **$40,740.00**

Funding Source: TBD **Year to be Completed** TBD

Street Side	Run ID	Survey Street Name	Starting Street Name	End Street Name	Priority
E	1908210931	VERDONE ST	KADOTA AVE	CONADRIA AVE	84.25

ID	Dist. from Corner	Barrier Type	As-is Measurement/Notes	Sidewalk Width	Qty	Unit	Cost	Total
49929	1.0 to 2.0 feet	Vertical Change	-.33	5 ft	5	LF	$75	$375
2427	6.2 to 18.5 feet	Cross Slope (PAR)	2.0-3.0%	5 ft	62	SF	$120	$7,380
2428	22.4 to 32.9 feet	Cross Slope (PAR)	2.0-3.0%	5 ft	53	SF	$120	$6,300
50277	23.0 to 24.0 feet	Vertical Change	-.32	5 ft	5	REF		
57838	30.0 to 63.3 feet	Driveway				REF		
47483	33.0 to 34.0 feet	Vertical Change	-.41	5 ft	5	REF		
2430	37.1 to 60.8 feet	Cross Slope (Driveway)	9.0-10.0%	5 ft	119	SF	$40	$4,740
46788	63.1 to 72.9 feet	Vertical Change	-.44	5 ft	49	REF		
2434	64.0 to 72.2 feet	Cross Slope (PAR)	2.0-3.0%	5 ft	41	SF	$120	$4,920
57839	67.4 to 102.8 feet	Driveway				REF		
2435	77.8 to 83.8 feet	Cross Slope (Driveway)	10.0-11.0%	5 ft	30	SF	$40	$1,200
2437	83.8 to 100.3 feet	Cross Slope (Driveway)	8.0-9.0%	5 ft	83	SF	$40	$3,300
42075	102.3 to 103.3 feet	Vertical Change	-.75	5 ft	5	REF		
50278	105.2 to 106.2 feet	Vertical Change	-.32	5 ft	5	REF		
2439	106.1 to 121.8 feet	Cross Slope (PAR)	2.0-3.0%	5 ft	79	SF	$120	$9,420
42873	109.7 to 110.7 feet	Vertical Change	-.65	5 ft	5	REF		
2440	126.6 to 128.1 feet	Cross Slope (PAR)	2.0-3.0%	5 ft	8	SF	$120	$900
50279	127.4 to 128.4 feet	Vertical Change	-.32	5 ft	5	REF		
50280	140.5 to 142.1 feet	Vertical Change	-.32	5 ft	8	LF	$75	$600
48425	145.5 to 146.5 feet	Vertical Change	-.38	5 ft	5	LF	$75	$375
43371	149.1 to 150.1 feet	Vertical Change	-.61	5 ft	5	SF	$75	$375
2441	153.1 to 154.8 feet	Cross Slope (PAR)	2.0-3.0%	5 ft	9	SF	$120	$1,020
52406	156.2 to 157.2 feet	Vertical Change	-.28	5 ft	5	LF	$75	$375
2442	161.3 to 165.5 feet	Cross Slope (PAR)	2.0-3.0%	5 ft	21	SF	$120	$2,520
48983	163.3 to 164.3 feet	Vertical Change	-.36	5 ft	5	REF		
57840	180.1 to 213.4 feet	Driveway				REF		
41362	180.4 to 181.4 feet	Vertical Change	-1.37	5 ft	5	REF		
41270	180.5 to 181.5 feet	Vertical Change	-1.71	5 ft	5	REF		

Funding Source: TBD **Year to be Completed** TBD

Street Side	Run ID	Survey Street Name	Starting Street Name	End Street Name	Priority
E	1908210931	VERDONE ST	KADOTA AVE	CONADRIA AVE	84.25

ID	Dist. from Corner	Barrier Type	As-is Measurement/Notes	Sidewalk Width	Qty	Unit	Cost	Total
55947	180.5 to 181.5 feet	Vertical Change	.32	5 ft	5	REF		
2443	182.4 to 183.6 feet	Cross Slope (Driveway)	2.0-3.0%	5 ft	6	SF	$40	$240
43698	182.9 to 183.9 feet	Vertical Change	-.59	5 ft	5	REF		
2444	186.4 to 192.5 feet	Cross Slope (Driveway)	8.0-9.0%	5 ft	31	SF	$40	$1,220
2446	192.5 to 206.2 feet	Cross Slope (Driveway)	6.0-7.0%	5 ft	69	SF	$40	$2,740
2448	206.2 to 208.9 feet	Cross Slope (Driveway)	8.0-9.0%	5 ft	14	SF	$40	$540
51565	213.2 to 216.6 feet	Vertical Change	-.3	5 ft	17	REF		
2449	213.7 to 223.4 feet	Cross Slope (PAR)	2.0-3.0%	5 ft	49	SF	$120	$5,820
57841	217.9 to 253.8 feet	Driveway				REF		
2450	228.1 to 239.8 feet	Cross Slope (Driveway)	9.0-10.0%	5 ft	59	SF	$40	$2,340
2452	239.8 to 245.0 feet	Cross Slope (Driveway)	7.0-8.0%	5 ft	26	SF	$40	$1,040
2454	245.0 to 251.0 feet	Cross Slope (Driveway)	9.0-10.0%	5 ft	30	SF	$40	$1,200
40035	250.3 to 252.6 feet	Running Slope	5.0-6.0%	5 ft	12	REF		
53401	253.7 to 254.7 feet	Vertical Change	-.26	5 ft	5	REF		
2456	254.4 to 261.1 feet	Cross Slope (Driveway)	3.0-4.0%	5 ft	34	SF	$40	$1,340
2458	261.1 to 278.2 feet	Cross Slope (PAR)	2.0-3.0%	5 ft	85	SF	$120	$10,260
53884	276.9 to 277.9 feet	Vertical Change	-.25	5 ft	5	REF		
2462	291.3 to 294.4 feet	Cross Slope (PAR)	2.0-3.0%	5 ft	15	SF	$120	$1,860
57427	304.8 to 305.8 feet	Vertical Change	1.22	5 ft	5	SF	$75	$375
57842	304.8 to 416.8 feet	Driveway				REF		
2463	306.2 to 308.3 feet	Cross Slope (Driveway)	2.0-3.0%	5 ft	11	SF	$40	$420
57694	306.4 to 307.4 feet	Vertical Change	3.96	5 ft	5	REF		
41165	306.5 to 307.5 feet	Vertical Change	-4.02	5 ft	5	REF		
43372	308.1 to 309.1 feet	Vertical Change	-.61	5 ft	5	REF		
2464	311.2 to 331.6 feet	Cross Slope (Driveway)	8.0-9.0%	5 ft	102	SF	$40	$4,080
2468	331.6 to 338.6 feet	Cross Slope (Driveway)	10.0-11.0%	5 ft	35	SF	$40	$1,400
40036	338.2 to 339.2 feet	Running Slope	5.0-6.0%	5 ft	5	REF		
2470	341.7 to 343.3 feet	Cross Slope (Driveway)	3.0-4.0%	5 ft	8	SF	$40	$320

Funding Source: TBD **Year to be Completed** TBD

Street Side	Run ID	Survey Street Name	Starting Street Name	End Street Name	Priority
E	1908210931	VERDONE ST	KADOTA AVE	CONADRIA AVE	84.25

ID	Dist. from Corner	Barrier Type	As-is Measurement/Notes	Sidewalk Width	Qty	Unit	Cost	Total
2471	345.3 to 351.1 feet	Cross Slope (Driveway)	7.0-8.0%	5 ft	29	SF	$40	**$1,160**
2473	351.1 to 374.8 feet	Cross Slope (Driveway)	5.0-6.0%	5 ft	119	SF	$40	**$4,740**
49613	354.6 to 355.6 feet	Vertical Change	-.34	5 ft	5	REF		
50655	366.8 to 367.8 feet	Vertical Change	-.31	5 ft	5	REF		
2476	374.8 to 376.2 feet	Cross Slope (Driveway)	3.0-4.0%	5 ft	7	SF	$40	**$280**
2477	376.2 to 377.8 feet	Cross Slope (Driveway)	2.0-3.0%	5 ft	8	SF	$40	**$320**
49930	381.1 to 382.1 feet	Vertical Change	-.33	5 ft	5	REF		
2478	387.7 to 391.8 feet	Cross Slope (Driveway)	7.0-8.0%	5 ft	21	SF	$40	**$820**
2480	391.8 to 413.8 feet	Cross Slope (Driveway)	9.0-10.0%	5 ft	110	SF	$40	**$4,400**
52888	393.5 to 394.5 feet	Vertical Change	-.27	5 ft	5	REF		
49614	416.9 to 417.9 feet	Vertical Change	-.34	5 ft	5	REF		

TOTAL COST FOR: E *side of* **VERDONE ST** *Starting at:* **KADOTA AVE** **$90,715.00**

Funding Source: TBD **Year to be Completed** TBD

Street Side	Run ID	Survey Street Name	Starting Street Name	End Street Name	Priority
W	1909241144	VERNAL DR	ADAMS DR	GRANT DR	85.25

ID	Dist. from Corner	Barrier Type	As-is Measurement/Notes	Sidewalk Width	Qty	Unit	Cost	Total
18008	0.0 to 8.0 feet	Cross Slope (PAR)	2.0-3.0%	5 ft	40	SF	$120	**$4,800**
59017	6.9 to 33.2 feet	Driveway				REF		
40485	9.3 to 11.3 feet	Running Slope	5.0-6.0%	5 ft	10	REF		
18010	11.4 to 15.9 feet	**Cross Slope (Driveway)**	9.0-10.0%	5 ft	23	SF	$40	**$900**
18013	16.3 to 28.9 feet	**Cross Slope (Driveway)**	11.0-12.0%	5 ft	63	SF	$40	**$2,520**
18016	33.2 to 35.3 feet	**Cross Slope (Driveway)**	2.0-3.0%	5 ft	10	SF	$40	**$420**
18017	37.5 to 87.5 feet	Cross Slope (PAR)	2.0-3.0%	5 ft	250	SF	$120	**$30,000**
57564	66.2 to 67.2 feet	**Vertical Change**	2.5	5 ft	5	REF		
18027	89.1 to 91.3 feet	Cross Slope (PAR)	4.0-5.0%	5 ft	11	SF	$120	**$1,320**
18029	92.8 to 108.2 feet	Cross Slope (PAR)	6.0-7.0%	5 ft	77	SF	$120	**$9,240**
18034	111.8 to 112.9 feet	Cross Slope (PAR)	3.0-4.0%	5 ft	6	SF	$120	**$660**
18035	113.2 to 124.0 feet	Cross Slope (PAR)	2.0-3.0%	5 ft	54	SF	$120	**$6,480**
59018	121.8 to 148.0 feet	Driveway				REF		
18037	127.3 to 130.4 feet	**Cross Slope (Driveway)**	9.0-10.0%	5 ft	16	SF	$40	**$620**
18039	130.4 to 144.2 feet	**Cross Slope (Driveway)**	11.0-12.0%	5 ft	69	SF	$40	**$2,760**
40486	144.2 to 146.3 feet	Running Slope	5.0-6.0%	5 ft	11	REF		
54505	151.3 to 152.3 feet	**Vertical Change**	.3	5 ft	5	REF		
18041	151.4 to 154.2 feet	Cross Slope (PAR)	2.0-3.0%	5 ft	14	SF	$120	**$1,680**
18042	157.8 to 160.2 feet	Cross Slope (PAR)	2.0-3.0%	5 ft	12	SF	$120	**$1,440**
18043	163.2 to 178.3 feet	Cross Slope (PAR)	2.0-3.0%	5 ft	76	SF	$120	**$9,060**
59019	192.3 to 240.0 feet	Driveway				REF		
18046	197.4 to 199.8 feet	**Cross Slope (Driveway)**	8.0-9.0%	5 ft	12	SF	$40	**$480**
18048	199.8 to 202.8 feet	**Cross Slope (Driveway)**	10.0-11.0%	5 ft	15	SF	$40	**$600**
18050	203.2 to 211.8 feet	**Cross Slope (Driveway)**	12.0-13.0%	5 ft	43	SF	$40	**$1,720**
18052	211.8 to 234.8 feet	**Cross Slope (Driveway)**	10.0-11.0%	5 ft	115	SF	$40	**$4,600**
57011	238.7 to 239.7 feet	**Vertical Change**	.6	5 ft	5	REF		

TOTAL COST FOR: W *side of* **VERNAL DR** *Starting at:* **ADAMS DR** **$79,300.00**

Funding Source: TBD **Year to be Completed** TBD

Street Side	Run ID	Survey Street Name	Starting Street Name	End Street Name	Priority
E	1909241323	VERNAL DR	GRANT DR	WASHINGTON DR	84.75

ID	Dist. from Corner	Barrier Type	As-is Measurement/Notes	Sidewalk Width	Qty	Unit	Cost	Total
54447	20.9 to 21.9 feet	Vertical Change	.3	5 ft	5	LF	$75	$375
56073	36.7 to 37.7 feet	Vertical Change	.4	5 ft	5	LF	$75	$375
54448	54.7 to 61.2 feet	Vertical Change	.3	5 ft	33	LF	$75	$2,438
17336	56.9 to 60.8 feet	Cross Slope (PAR)	2.0-3.0%	5 ft	20	SF	$120	$2,340
17337	70.8 to 119.8 feet	Cross Slope (PAR)	2.0-3.0%	5 ft	245	SF	$120	$29,400
17343	120.8 to 123.1 feet	Cross Slope (PAR)	4.0-5.0%	5 ft	12	SF	$120	$1,380
54451	121.1 to 122.1 feet	Vertical Change	.3	5 ft	5	REF		
58969	121.1 to 147.3 feet	Driveway				REF		
40462	122.5 to 124.3 feet	Running Slope	5.0-6.0%	5 ft	9	REF		
17345	126.7 to 143.3 feet	Cross Slope (Driveway)	11.0-12.0%	5 ft	83	SF	$40	$3,320
54452	145.7 to 146.7 feet	Vertical Change	.3	5 ft	5	REF		
17348	147.6 to 160.0 feet	Cross Slope (PAR)	3.0-4.0%	5 ft	62	SF	$120	$7,440
17349	162.2 to 175.3 feet	Cross Slope (PAR)	4.0-5.0%	5 ft	66	SF	$120	$7,860
17351	176.3 to 183.0 feet	Cross Slope (PAR)	2.0-3.0%	5 ft	34	SF	$120	$4,020
17352	190.5 to 201.2 feet	Cross Slope (PAR)	2.0-3.0%	5 ft	54	SF	$120	$6,420
58970	198.3 to 225.0 feet	Driveway				REF		
17354	204.8 to 210.7 feet	Cross Slope (Driveway)	9.0-10.0%	5 ft	30	SF	$40	$1,180
17356	210.7 to 213.3 feet	Cross Slope (Driveway)	7.0-8.0%	5 ft	13	SF	$40	$520
17358	213.8 to 222.0 feet	Cross Slope (Driveway)	9.0-10.0%	5 ft	41	SF	$40	$1,640
17361	229.3 to 230.5 feet	Cross Slope (PAR)	2.0-3.0%	5 ft	6	SF	$120	$720
58971	229.5 to 254.5 feet	Driveway				REF		
17362	233.8 to 243.2 feet	Cross Slope (Driveway)	8.0-9.0%	5 ft	47	SF	$40	$1,880
17364	243.2 to 250.9 feet	Cross Slope (Driveway)	10.0-11.0%	5 ft	39	SF	$40	$1,540
57252	254.0 to 255.0 feet	Vertical Change	.8	5 ft	5	REF		
17365	255.0 to 256.3 feet	Cross Slope (PAR)	2.0-3.0%	5 ft	7	SF	$120	$780
17366	264.1 to 347.4 feet	Cross Slope (PAR)	2.0-3.0%	5 ft	416	SF	$120	$49,980
54453	301.4 to 302.4 feet	Vertical Change	.3	5 ft	5	REF		
17380	347.4 to 374.5 feet	Cross Slope (PAR)	4.0-5.0%	5 ft	136	SF	$120	$16,260

Funding Source: TBD **Year to be Completed** TBD

Street Side	Run ID	Survey Street Name	Starting Street Name	End Street Name	Priority
E	1909241323	VERNAL DR	GRANT DR	WASHINGTON DR	84.75

ID	Dist. from Corner	Barrier Type	As-is Measurement/Notes	Sidewalk Width	Qty	Unit	Cost	Total
56676	350.1 to 351.1 feet	Vertical Change	.5	5 ft	5	REF		
56074	366.9 to 367.9 feet	Vertical Change	.4	5 ft	5	REF		

TOTAL COST FOR: E *side of* **VERNAL DR** *Starting at:* **GRANT DR** **$139,867.50**

Funding Source: TBD **Year to be Completed** TBD

Street Side	Run ID	Survey Street Name	Starting Street Name	End Street Name	Priority
W	1909241136	VERNAL DR	WASHINGTON DR	ADAMS DR	78.75

ID	Dist. from Corner	Barrier Type	As-is Measurement/Notes	Sidewalk Width	Qty	Unit	Cost	Total
18106	0.0 to 6.6 feet	Cross Slope (PAR)	2.0-3.0%	5 ft	33	SF	$120	**$3,960**
59022	4.3 to 49.1 feet	Driveway				REF		
54508	4.4 to 5.4 feet	**Vertical Change**	.3	5 ft	5	REF		
18108	11.9 to 45.5 feet	**Cross Slope (Driveway)**	10.0-11.0%	5 ft	168	SF	$40	**$6,720**
54509	26.9 to 27.9 feet	**Vertical Change**	.3	5 ft	5	REF		
18117	47.0 to 48.1 feet	**Cross Slope (Driveway)**	6.0-7.0%	5 ft	6	SF	$40	**$220**
18118	48.8 to 63.3 feet	**Cross Slope (Driveway)**	4.0-5.0%	5 ft	73	SF	$40	**$2,900**
56100	58.7 to 59.7 feet	**Vertical Change**	.4	5 ft	5	REF		
18120	63.3 to 75.7 feet	Cross Slope (PAR)	2.0-3.0%	5 ft	62	SF	$120	**$7,440**
59023	72.4 to 100.3 feet	Driveway				REF		
18122	79.1 to 94.2 feet	**Cross Slope (Driveway)**	9.0-10.0%	5 ft	76	SF	$40	**$3,020**
18127	94.2 to 96.4 feet	**Cross Slope (Driveway)**	11.0-12.0%	5 ft	11	SF	$40	**$440**
56101	98.9 to 99.9 feet	**Vertical Change**	.4	5 ft	5	REF		
18128	101.3 to 111.1 feet	Cross Slope (PAR)	2.0-3.0%	5 ft	49	SF	$120	**$5,880**
18130	116.7 to 128.3 feet	Cross Slope (PAR)	2.0-3.0%	5 ft	58	SF	$120	**$6,960**
54510	126.9 to 127.9 feet	**Vertical Change**	.3	5 ft	5	REF		
56682	134.3 to 135.3 feet	**Vertical Change**	.5	5 ft	5	SF	$75	**$375**
18131	184.1 to 194.9 feet	Cross Slope (PAR)	2.0-3.0%	5 ft	54	SF	$120	**$6,480**
59024	192.9 to 218.7 feet	Driveway				REF		
40488	195.7 to 196.8 feet	Running Slope	5.0-6.0%	5 ft	6	REF		
18136	199.0 to 215.7 feet	**Cross Slope (Driveway)**	10.0-11.0%	5 ft	84	SF	$40	**$3,340**
18141	218.9 to 225.0 feet	**Cross Slope (Driveway)**	4.0-5.0%	5 ft	31	SF	$40	**$1,220**
54511	221.9 to 222.9 feet	**Vertical Change**	.3	5 ft	5	REF		
18143	225.5 to 226.8 feet	Cross Slope (PAR)	2.0-3.0%	5 ft	7	SF	$120	**$780**

TOTAL COST FOR: W *side of* **VERNAL DR** *Starting at:* **WASHINGTON DR** **$49,735.00**

Funding Source: TBD **Year to be Completed** TBD

Street Side	Run ID	Survey Street Name	Starting Street Name	End Street Name	Priority
E	1908210944	VERTE ST	BIDAN AVE	CONADRIA AVE	38

ID	Dist. from Corner	Barrier Type	As-is Measurement/Notes	Sidewalk Width	Qty	Unit	Cost	Total
50658	3.5 to 4.5 feet	Vertical Change	-.31	5 ft	5	LF	$75	$375
2605	8.5 to 15.8 feet	Cross Slope (PAR)	2.0-3.0%	5 ft	37	SF	$120	$4,380
2608	31.1 to 35.6 feet	Cross Slope (PAR)	2.0-3.0%	5 ft	23	SF	$120	$2,700
52890	35.7 to 36.7 feet	Vertical Change	-.27	5 ft	5	LF	$75	$375
53887	104.9 to 108.4 feet	Vertical Change	-.25	5 ft	18	LF	$75	$1,313
51984	114.8 to 115.8 feet	Vertical Change	-.29	5 ft	5	LF	$75	$375
49934	144.6 to 145.6 feet	Vertical Change	-.33	5 ft	5	LF	$75	$375
2610	151.1 to 155.2 feet	Cross Slope (PAR)	2.0-3.0%	5 ft	20	SF	$120	$2,460
51985	158.1 to 159.1 feet	Vertical Change	-.29	5 ft	5	LF	$75	$375
2611	162.1 to 182.0 feet	Cross Slope (PAR)	2.0-3.0%	5 ft	100	SF	$120	$11,940
50288	162.5 to 163.5 feet	Vertical Change	-.32	5 ft	5	REF		
48708	166.6 to 167.6 feet	Vertical Change	-.37	5 ft	5	REF		
47489	183.7 to 184.7 feet	Vertical Change	-.41	5 ft	5	REF		
2614	184.4 to 196.0 feet	Cross Slope (PAR)	2.0-3.0%	5 ft	58	SF	$120	$6,960
2615	204.1 to 207.5 feet	Cross Slope (PAR)	2.0-3.0%	5 ft	17	SF	$120	$2,040
49935	207.6 to 208.6 feet	Vertical Change	-.33	5 ft	5	LF	$75	$375

TOTAL COST FOR: E *side of* **VERTE ST** *Starting at:* **BIDAN AVE** **$34,042.50**

Funding Source: TBD **Year to be Completed** TBD

Street Side	Run ID	Survey Street Name	Starting Street Name	End Street Name	Priority
W	1908210937	VERTE ST	CONADRIA AVE	MISSION AVE	80.25

ID	Dist. from Corner	Barrier Type	As-is Measurement/Notes	Sidewalk Width	Qty	Unit	Cost	Total
57853	0.0 to 66.6 feet	Driveway				REF		
2562	0.6 to 3.0 feet	Cross Slope (Driveway)	2.0-3.0%	5 ft	12	SF	$40	**$480**
44403	2.3 to 3.3 feet	Vertical Change	-.55	5 ft	5	REF		
2563	5.9 to 15.0 feet	Cross Slope (Driveway)	7.0-8.0%	5 ft	46	SF	$40	**$1,820**
44623	10.3 to 11.3 feet	Vertical Change	-.54	5 ft	5	REF		
2567	15.0 to 27.9 feet	Cross Slope (Driveway)	9.0-10.0%	5 ft	65	SF	$40	**$2,580**
46791	20.5 to 21.5 feet	Vertical Change	-.44	5 ft	5	REF		
2570	33.8 to 34.8 feet	Cross Slope (Driveway)	2.0-3.0%	5 ft	5	SF	$40	**$200**
2571	37.3 to 43.4 feet	Cross Slope (Driveway)	7.0-8.0%	5 ft	31	SF	$40	**$1,220**
2573	43.4 to 48.8 feet	Cross Slope (Driveway)	9.0-10.0%	5 ft	27	SF	$40	**$1,080**
2575	48.8 to 61.6 feet	Cross Slope (Driveway)	11.0-12.0%	5 ft	64	SF	$40	**$2,560**
2577	61.6 to 63.3 feet	Cross Slope (Driveway)	9.0-10.0%	5 ft	9	SF	$40	**$340**
2578	66.5 to 74.7 feet	Cross Slope (Driveway)	2.0-3.0%	5 ft	41	SF	$40	**$1,640**
50285	66.6 to 67.6 feet	Vertical Change	-.32	5 ft	5	REF		
57854	69.4 to 109.3 feet	Driveway				REF		
49933	72.4 to 75.3 feet	Vertical Change	-.33	5 ft	14	REF		
2580	77.8 to 83.0 feet	Cross Slope (Driveway)	10.0-11.0%	5 ft	26	SF	$40	**$1,040**
2582	83.0 to 103.4 feet	Cross Slope (Driveway)	8.0-9.0%	5 ft	102	SF	$40	**$4,080**
40041	104.0 to 105.7 feet	Running Slope	7.0-8.0%	5 ft	9	REF		
2583	105.6 to 106.6 feet	Cross Slope (Driveway)	12.0-13.0%	5 ft	5	SF	$40	**$200**
40042	106.6 to 107.6 feet	Running Slope	5.0-6.0%	5 ft	5	REF		
49285	108.6 to 112.1 feet	Vertical Change	-.35	5 ft	18	REF		
2584	113.7 to 115.8 feet	Cross Slope (PAR)	2.0-3.0%	5 ft	11	SF	$120	**$1,260**
2585	120.4 to 130.0 feet	Cross Slope (PAR)	2.0-3.0%	5 ft	48	SF	$120	**$5,760**
50287	135.7 to 136.7 feet	Vertical Change	-.32	5 ft	5	LF	$75	**$375**
57855	140.1 to 174.8 feet	Driveway				REF		
41692	142.0 to 143.0 feet	Vertical Change	-.9	5 ft	5	REF		
57491	142.1 to 143.1 feet	Vertical Change	1.68	5 ft	5	REF		

Funding Source: TBD **Year to be Completed** TBD

Street Side	Run ID	Survey Street Name	Starting Street Name	End Street Name	Priority
W	1908210937	VERTE ST	CONADRIA AVE	MISSION AVE	80.25

ID	Dist. from Corner	Barrier Type	As-is Measurement/Notes	Sidewalk Width	Qty	Unit	Cost	Total
45472	144.2 to 145.2 feet	Vertical Change	-.5	5 ft	5	REF		
2586	147.6 to 171.5 feet	Cross Slope (Driveway)	11.0-12.0%	5 ft	120	SF	$40	**$4,780**
56625	168.2 to 169.2 feet	Vertical Change	.44	5 ft	5	REF		
42116	168.3 to 169.3 feet	Vertical Change	-.74	5 ft	5	REF		
40043	171.8 to 173.3 feet	Running Slope	5.0-6.0%	5 ft	8	REF		
47001	174.7 to 179.1 feet	Vertical Change	-.43	5 ft	22	REF		
2593	176.8 to 177.9 feet	Cross Slope (PAR)	3.0-4.0%	5 ft	6	SF	$120	**$660**
2594	177.9 to 179.3 feet	Cross Slope (PAR)	2.0-3.0%	5 ft	7	SF	$120	**$840**
47487	182.2 to 183.2 feet	Vertical Change	-.41	5 ft	5	REF		
2595	182.7 to 184.3 feet	Cross Slope (PAR)	2.0-3.0%	5 ft	8	SF	$120	**$960**
57856	182.9 to 213.5 feet	Driveway				REF		
2596	187.7 to 210.8 feet	Cross Slope (Driveway)	9.0-10.0%	5 ft	116	SF	$40	**$4,620**
46792	194.0 to 195.0 feet	Vertical Change	-.44	5 ft	5	REF		
47488	204.4 to 205.4 feet	Vertical Change	-.41	5 ft	5	REF		
40044	210.1 to 211.6 feet	Running Slope	7.0-8.0%	5 ft	8	REF		
50657	214.1 to 215.1 feet	Vertical Change	-.31	5 ft	5	REF		
2598	214.8 to 224.7 feet	Cross Slope (PAR)	2.0-3.0%	5 ft	50	SF	$120	**$5,940**
48987	220.8 to 221.8 feet	Vertical Change	-.36	5 ft	5	REF		
2599	229.5 to 245.4 feet	Cross Slope (PAR)	2.0-3.0%	5 ft	80	SF	$120	**$9,540**

TOTAL COST FOR: W *side of* **VERTE ST** *Starting at:* **CONADRIA AVE** **$51,975.00**

Funding Source: TBD **Year to be Completed** TBD

Street Side	Run ID	Survey Street Name	Starting Street Name	End Street Name	Priority
E	1908211009	VERTE ST	CORDELIA AVE	BIDAN AVE	30

ID	Dist. from Corner	Barrier Type	As-is Measurement/Notes	Sidewalk Width	Qty	Unit	Cost	Total
2942	0.7 to 10.2 feet	Cross Slope (PAR)	2.0-3.0%	5 ft	47	SF	$120	**$5,700**
52418	17.2 to 18.2 feet	**Vertical Change**	-.28	5 ft	5	LF	$75	**$375**
47243	23.4 to 24.4 feet	**Vertical Change**	-.42	5 ft	5	LF	$75	**$375**
2943	42.1 to 49.2 feet	Cross Slope (PAR)	2.0-3.0%	5 ft	36	SF	$120	**$4,260**
2945	88.2 to 89.3 feet	Cross Slope (PAR)	2.0-3.0%	5 ft	6	SF	$120	**$660**
2946	93.5 to 95.3 feet	Cross Slope (PAR)	2.0-3.0%	5 ft	9	SF	$120	**$1,080**
2947	98.2 to 106.2 feet	Cross Slope (PAR)	2.0-3.0%	5 ft	40	SF	$120	**$4,800**
2948	120.3 to 131.0 feet	Cross Slope (PAR)	2.0-3.0%	5 ft	54	SF	$120	**$6,420**
2949	191.3 to 209.4 feet	Cross Slope (PAR)	2.0-3.0%	5 ft	91	SF	$120	**$10,860**
53900	192.8 to 196.2 feet	**Vertical Change**	-.25	5 ft	17	REF		
45895	210.5 to 211.5 feet	**Vertical Change**	-.48	5 ft	5	LF	$75	**$375**
42076	214.0 to 215.0 feet	**Vertical Change**	-.75	5 ft	5	SF	$75	**$375**

TOTAL COST FOR: E *side of* **VERTE ST** *Starting at:* **CORDELIA AVE** **$35,280.00**

Funding Source: TBD **Year to be Completed** TBD

Street Side	Run ID	Survey Street Name	Starting Street Name	End Street Name	Priority
W	1908210914	VERTE ST	MISSION AVE	ALMA CT	64.25

ID	Dist. from Corner	Barrier Type	As-is Measurement/Notes	Sidewalk Width	Qty	Unit	Cost	Total
51556	2.0 to 3.0 feet	Vertical Change	-.3	5 ft	5	LF	$75	$375
2222	13.8 to 18.0 feet	Cross Slope (PAR)	2.0-3.0%	5 ft	21	SF	$120	$2,520
52882	16.3 to 17.3 feet	Vertical Change	-.27	5 ft	5	REF		
57812	23.8 to 57.8 feet	Driveway				REF		
2223	30.3 to 46.0 feet	Cross Slope (Driveway)	7.0-8.0%	5 ft	79	SF	$40	$3,140
47892	36.4 to 37.4 feet	Vertical Change	-.4	5 ft	5	REF		
2226	46.0 to 55.4 feet	Cross Slope (Driveway)	9.0-10.0%	5 ft	47	SF	$40	$1,880
40011	53.7 to 55.3 feet	Running Slope	5.0-6.0%	5 ft	8	REF		
48695	56.8 to 58.7 feet	Vertical Change	-.37	5 ft	10	REF		
2229	58.6 to 69.9 feet	Cross Slope (PAR)	2.0-3.0%	5 ft	57	SF	$120	$6,780
51557	62.6 to 63.6 feet	Vertical Change	-.3	5 ft	5	REF		
2233	125.8 to 127.3 feet	Cross Slope (PAR)	2.0-3.0%	5 ft	8	SF	$120	$900
2234	156.2 to 161.5 feet	Cross Slope (PAR)	2.0-3.0%	5 ft	27	SF	$120	$3,180
2236	165.3 to 170.2 feet	Cross Slope (PAR)	2.0-3.0%	5 ft	25	SF	$120	$2,940
52397	172.6 to 173.6 feet	Vertical Change	-.28	5 ft	5	LF	$75	$375

TOTAL COST FOR: W *side of* **VERTE ST** *Starting at:* **MISSION AVE** **$22,090.00**

Funding Source: TBD **Year to be Completed** TBD

Street Side	Run ID	Survey Street Name	Starting Street Name	End Street Name	Priority
W	1908211129	W GOLF DR	AVE 26	PRIVATE ROAD	34

ID	Dist. from Corner	Barrier Type	As-is Measurement/Notes	Sidewalk Width	Qty	Unit	Cost	Total
3456	5.8 to 14.0 feet	Cross Slope (PAR)	2.0-3.0%	5 ft	41	SF	$120	**$4,920**
52959	10.7 to 11.7 feet	**Vertical Change**	-.27	5 ft	5	REF		
3458	14.0 to 63.2 feet	Cross Slope (PAR)	4.0-5.0%	5 ft	246	SF	$120	**$29,520**
46804	20.1 to 21.1 feet	**Vertical Change**	-.44	5 ft	5	REF		
47501	30.5 to 31.5 feet	**Vertical Change**	-.41	5 ft	5	REF		
46557	40.8 to 41.8 feet	**Vertical Change**	-.45	5 ft	5	REF		
52459	53.3 to 54.3 feet	**Vertical Change**	-.28	5 ft	5	REF		
47915	60.9 to 61.9 feet	**Vertical Change**	-.4	5 ft	5	REF		
3464	63.2 to 110.4 feet	Cross Slope (PAR)	2.0-3.0%	5 ft	236	SF	$120	**$28,320**
49007	70.8 to 71.8 feet	**Vertical Change**	-.36	5 ft	5	REF		
42278	80.9 to 81.9 feet	**Vertical Change**	-.71	5 ft	5	REF		
49624	101.5 to 102.5 feet	**Vertical Change**	-.34	5 ft	5	REF		
49306	111.3 to 112.3 feet	**Vertical Change**	-.35	5 ft	5	LF	$75	**$375**
3469	119.8 to 142.1 feet	Cross Slope (PAR)	2.0-3.0%	5 ft	112	SF	$120	**$13,380**
49961	121.7 to 122.7 feet	**Vertical Change**	-.33	5 ft	5	REF		
48440	131.8 to 132.8 feet	**Vertical Change**	-.38	5 ft	5	REF		
51602	142.1 to 143.1 feet	**Vertical Change**	-.3	5 ft	5	REF		
3474	146.6 to 193.3 feet	Cross Slope (PAR)	2.0-3.0%	5 ft	234	SF	$120	**$28,020**
47011	152.0 to 153.0 feet	**Vertical Change**	-.43	5 ft	5	REF		
47012	162.2 to 163.2 feet	**Vertical Change**	-.43	5 ft	5	REF		
45700	172.4 to 173.4 feet	**Vertical Change**	-.49	5 ft	5	REF		
41694	182.7 to 183.7 feet	**Vertical Change**	-.9	5 ft	5	REF		
49625	193.0 to 194.0 feet	**Vertical Change**	-.34	5 ft	5	REF		
3482	197.3 to 230.4 feet	Cross Slope (PAR)	2.0-3.0%	5 ft	166	SF	$120	**$19,860**
41578	203.5 to 204.5 feet	**Vertical Change**	-1	5 ft	5	REF		
45207	214.0 to 215.0 feet	**Vertical Change**	-.51	5 ft	5	REF		
47916	219.9 to 220.9 feet	**Vertical Change**	-.4	5 ft	5	REF		
52013	223.9 to 224.9 feet	**Vertical Change**	-.29	5 ft	5	REF		

Funding Source: TBD **Year to be Completed** TBD

Street Side	Run ID	Survey Street Name	Starting Street Name	End Street Name	Priority
W	1908211129	W GOLF DR	AVE 26	PRIVATE ROAD	34

ID	Dist. from Corner	Barrier Type	As-is Measurement/Notes	Sidewalk Width	Qty	Unit	Cost	Total
TOTAL COST FOR: W		*side of* **W GOLF DR**	*Starting at:* **AVE 26**					**$124,395.00**

Funding Source: TBD **Year to be Completed** TBD

Street Side	Run ID	Survey Street Name	Starting Street Name	End Street Name	Priority
E	1908211141	W GOLF DR	PRIVATE ROAD	AVE 26	28

ID	Dist. from Corner	Barrier Type	As-is Measurement/Notes	Sidewalk Width	Qty	Unit	Cost	Total
53469	6.5 to 7.5 feet	Vertical Change	-.26	5 ft	5	REF		
3483	6.5 to 55.3 feet	Cross Slope (PAR)	2.0-3.0%	5 ft	244	SF	$120	**$29,280**
49307	14.2 to 15.2 feet	Vertical Change	-.35	5 ft	5	REF		
56633	14.2 to 15.2 feet	Vertical Change	.46	5 ft	5	REF		
49626	21.8 to 22.8 feet	Vertical Change	-.34	5 ft	5	REF		
46558	52.5 to 53.5 feet	Vertical Change	-.45	5 ft	5	REF		
3487	55.3 to 144.8 feet	Cross Slope (PAR)	4.0-5.0%	5 ft	448	SF	$120	**$53,700**
48441	72.1 to 73.1 feet	Vertical Change	-.38	5 ft	5	REF		
50684	81.9 to 82.9 feet	Vertical Change	-.31	5 ft	5	REF		
50685	96.8 to 97.8 feet	Vertical Change	-.31	5 ft	5	REF		
45701	112.0 to 113.0 feet	Vertical Change	-.49	5 ft	5	REF		
49308	121.5 to 122.5 feet	Vertical Change	-.35	5 ft	5	REF		
47502	129.9 to 130.9 feet	Vertical Change	-.41	5 ft	5	REF		
47013	138.5 to 139.5 feet	Vertical Change	-.43	5 ft	5	REF		

TOTAL COST FOR: E *side of* **W GOLF DR** *Starting at:* **PRIVATE ROAD** **$82,980.00**

Funding Source: TBD **Year to be Completed** TBD

Street Side	Run ID	Survey Street Name	Starting Street Name	End Street Name	Priority
E	1908230951	WALNUT WAY	PLUM WAY	CHERRY WAY	50.25

ID	Dist. from Corner	Barrier Type	As-is Measurement/Notes	Sidewalk Width	Qty	Unit	Cost	Total
12812	0.0 to 21.3 feet	Cross Slope (PAR)	3.0-4.0%	5 ft	107	SF	$120	**$12,780**
42937	4.5 to 5.5 feet	**Vertical Change**	-.65	5 ft	5	REF		
12813	22.0 to 23.2 feet	Cross Slope (PAR)	5.0-6.0%	5 ft	6	SF	$120	**$720**
41599	22.2 to 23.2 feet	**Vertical Change**	-.99	5 ft	5	REF		
12814	23.2 to 31.4 feet	Cross Slope (PAR)	6.0-7.0%	5 ft	41	SF	$120	**$4,920**
54109	23.9 to 24.9 feet	**Vertical Change**	-.25	5 ft	5	REF		
48924	31.8 to 32.8 feet	**Vertical Change**	-.37	5 ft	5	REF		
12817	32.2 to 33.2 feet	Cross Slope (PAR)	4.0-5.0%	5 ft	5	SF	$120	**$600**
12818	34.1 to 42.4 feet	Cross Slope (PAR)	2.0-3.0%	5 ft	42	SF	$120	**$4,980**
40379	38.3 to 39.6 feet	Running Slope	6.0-7.0%	5 ft	7	REF		
57580	40.6 to 41.6 feet	**Vertical Change**	2.71	5 ft	5	REF		
45641	42.1 to 43.1 feet	**Vertical Change**	-.5	5 ft	5	REF		
12821	42.4 to 50.1 feet	Cross Slope (PAR)	4.0-5.0%	5 ft	39	SF	$120	**$4,620**
12823	50.1 to 51.1 feet	Cross Slope (PAR)	2.0-3.0%	5 ft	5	SF	$120	**$600**
45642	50.5 to 51.5 feet	**Vertical Change**	-.5	5 ft	5	REF		
47174	79.4 to 80.4 feet	**Vertical Change**	-.43	5 ft	5	LF	$75	**$375**
47175	89.4 to 90.4 feet	**Vertical Change**	-.43	5 ft	5	LF	$75	**$375**
12824	97.8 to 100.8 feet	Cross Slope (PAR)	2.0-3.0%	5 ft	15	SF	$120	**$1,800**
12826	100.8 to 124.6 feet	Cross Slope (PAR)	4.0-5.0%	5 ft	119	SF	$120	**$14,280**
49216	118.7 to 119.7 feet	**Vertical Change**	-.36	5 ft	5	REF		
12829	124.6 to 137.8 feet	Cross Slope (PAR)	2.0-3.0%	5 ft	66	SF	$120	**$7,920**
47176	128.1 to 129.1 feet	**Vertical Change**	-.43	5 ft	5	REF		
12831	137.8 to 165.2 feet	Cross Slope (PAR)	4.0-5.0%	5 ft	137	SF	$120	**$16,440**
53269	149.3 to 150.3 feet	**Vertical Change**	-.27	5 ft	5	REF		
43806	164.4 to 165.4 feet	**Vertical Change**	-.59	5 ft	5	REF		
12835	165.2 to 171.9 feet	Cross Slope (PAR)	6.0-7.0%	5 ft	34	SF	$120	**$4,020**
51890	168.5 to 169.5 feet	**Vertical Change**	-.3	5 ft	5	REF		
12836	171.9 to 174.2 feet	Cross Slope (PAR)	5.0-6.0%	5 ft	12	SF	$120	**$1,380**

Funding Source: TBD **Year to be Completed** TBD

Street Side	Run ID	Survey Street Name	Starting Street Name	End Street Name	Priority
E	1908230951	WALNUT WAY	PLUM WAY	CHERRY WAY	50.25

ID	Dist. from Corner	Barrier Type	As-is Measurement/Notes	Sidewalk Width	Qty	Unit	Cost	Total
46055	172.6 to 173.6 feet	Vertical Change	-.48	5 ft	5	REF		
12838	174.2 to 199.3 feet	Cross Slope (PAR)	3.0-4.0%	5 ft	126	SF	$120	**$15,060**
54110	176.6 to 177.6 feet	Vertical Change	-.25	5 ft	5	REF		
53800	180.6 to 183.6 feet	Vertical Change	-.26	5 ft	15	REF		
53801	186.5 to 189.4 feet	Vertical Change	-.26	5 ft	15	REF		
43047	190.5 to 191.5 feet	Vertical Change	-.64	5 ft	5	REF		
50975	192.1 to 194.7 feet	Vertical Change	-.31	5 ft	13	REF		
53802	196.8 to 197.8 feet	Vertical Change	-.26	5 ft	5	REF		
42714	198.4 to 199.4 feet	Vertical Change	-.67	5 ft	5	REF		

TOTAL COST FOR: E *side of* **WALNUT WAY** *Starting at:* **PLUM WAY** **$90,870.00**

Funding Source: TBD **Year to be Completed** TBD

Street Side	Run ID	Survey Street Name	Starting Street Name	End Street Name	Priority
W	1908230946	WALNUT WAY	PLUM WAY	CHERRY WAY	86.75

ID	Dist. from Corner	Barrier Type	As-is Measurement/Notes	Sidewalk Width	Qty	Unit	Cost	Total
58636	0.0 to 36.7 feet	Driveway				REF		
43797	0.8 to 3.7 feet	Vertical Change	-.59	5 ft	15	REF		
12639	3.7 to 34.3 feet	Cross Slope (Driveway)	9.0-10.0%	5 ft	153	SF	$40	**$6,120**
48633	18.1 to 19.1 feet	Vertical Change	-.38	5 ft	5	REF		
50577	32.1 to 33.1 feet	Vertical Change	-.32	5 ft	5	REF		
40374	32.2 to 35.1 feet	Running Slope	5.0-6.0%	5 ft	14	REF		
45836	36.0 to 37.0 feet	Vertical Change	-.49	5 ft	5	REF		
58637	38.8 to 64.8 feet	Driveway				REF		
12642	41.5 to 43.8 feet	Cross Slope (Driveway)	2.0-3.0%	5 ft	12	SF	$40	**$460**
42815	44.2 to 47.0 feet	Vertical Change	-.66	5 ft	14	REF		
12643	47.5 to 62.4 feet	Cross Slope (Driveway)	11.0-12.0%	5 ft	75	SF	$40	**$2,980**
47420	53.9 to 54.9 feet	Vertical Change	-.42	5 ft	5	REF		
40376	61.9 to 63.8 feet	Running Slope	8.0-9.0%	5 ft	10	REF		
42504	63.2 to 67.8 feet	Vertical Change	-.69	5 ft	23	REF		
49857	66.8 to 76.8 feet	Vertical Change	-.34	5 ft	50	REF		
12647	66.8 to 115.8 feet	Cross Slope (PAR)	3.0-4.0%	5 ft	245	SF	$120	**$29,400**
52780	89.9 to 90.9 feet	Vertical Change	-.28	5 ft	5	REF		
54104	100.1 to 101.1 feet	Vertical Change	-.25	5 ft	5	REF		
58638	106.8 to 135.5 feet	Driveway				REF		
43798	112.3 to 116.0 feet	Vertical Change	-.59	5 ft	19	REF		
12657	115.8 to 120.7 feet	Cross Slope (Driveway)	5.0-6.0%	5 ft	25	SF	$40	**$980**
42323	118.1 to 119.1 feet	Vertical Change	-.71	5 ft	5	REF		
12659	120.7 to 121.8 feet	Cross Slope (Driveway)	6.0-7.0%	5 ft	6	SF	$40	**$220**
42707	121.6 to 122.6 feet	Vertical Change	-.67	5 ft	5	REF		
12660	121.8 to 129.8 feet	Cross Slope (Driveway)	5.0-6.0%	5 ft	40	SF	$40	**$1,600**
42505	125.2 to 129.1 feet	Vertical Change	-.69	5 ft	20	REF		
12661	129.8 to 133.8 feet	Cross Slope (Driveway)	6.0-7.0%	5 ft	20	SF	$40	**$800**
46943	136.1 to 147.3 feet	Vertical Change	-.44	5 ft	56	REF		
58639	139.4 to 167.7 feet	Driveway				REF		

Funding Source: TBD **Year to be Completed** TBD

Street Side	Run ID	Survey Street Name	Starting Street Name	End Street Name	Priority
W	1908230946	WALNUT WAY	PLUM WAY	CHERRY WAY	86.75

ID	Dist. from Corner	Barrier Type	As-is Measurement/Notes	Sidewalk Width	Qty	Unit	Cost	Total
12663	141.6 to 146.1 feet	Cross Slope (Driveway)	2.0-3.0%	5 ft	23	SF	$40	$900
12665	148.1 to 152.7 feet	Cross Slope (Driveway)	7.0-8.0%	5 ft	23	SF	$40	$920
52781	149.9 to 150.9 feet	Vertical Change	-.28	5 ft	5	REF		
12667	152.7 to 156.3 feet	Cross Slope (Driveway)	5.0-6.0%	5 ft	18	SF	$40	$720
45337	153.4 to 154.4 feet	Vertical Change	-.51	5 ft	5	REF		
12668	156.3 to 157.5 feet	Cross Slope (Driveway)	6.0-7.0%	5 ft	6	SF	$40	$240
46051	156.7 to 157.7 feet	Vertical Change	-.48	5 ft	5	REF		
12669	157.5 to 159.4 feet	Cross Slope (Driveway)	5.0-6.0%	5 ft	10	SF	$40	$380
12670	159.4 to 166.0 feet	Cross Slope (Driveway)	6.0-7.0%	5 ft	33	SF	$40	$1,320
47421	160.2 to 161.2 feet	Vertical Change	-.42	5 ft	5	REF		
47683	163.6 to 164.6 feet	Vertical Change	-.41	5 ft	5	REF		
12671	166.0 to 167.1 feet	Cross Slope (Driveway)	5.0-6.0%	5 ft	6	SF	$40	$220
43799	167.3 to 170.2 feet	Vertical Change	-.59	5 ft	15	REF		
12672	167.9 to 168.9 feet	Cross Slope (Driveway)	3.0-4.0%	5 ft	5	SF	$40	$200
12673	168.9 to 170.2 feet	Cross Slope (PAR)	2.0-3.0%	5 ft	7	SF	$120	$780
41358	171.2 to 172.2 feet	Vertical Change	-1.38	5 ft	5	SF	$75	$375
12674	173.7 to 178.3 feet	Cross Slope (PAR)	2.0-3.0%	5 ft	23	SF	$120	$2,760
41870	177.2 to 178.2 feet	Vertical Change	-.81	5 ft	5	REF		
42506	187.1 to 188.1 feet	Vertical Change	-.69	5 ft	5	SF	$75	$375
41735	196.7 to 197.7 feet	Vertical Change	-.88	5 ft	5	SF	$75	$375
12675	198.1 to 239.9 feet	Cross Slope (PAR)	2.0-3.0%	5 ft	209	SF	$120	$25,080
44340	206.2 to 207.2 feet	Vertical Change	-.56	5 ft	5	REF		
58640	208.0 to 237.3 feet	Driveway				REF		
41190	211.9 to 212.9 feet	Vertical Change	-2.58	5 ft	5	REF		
43322	213.9 to 217.8 feet	Vertical Change	-.62	5 ft	20	REF		
56920	216.9 to 217.9 feet	Vertical Change	.51	5 ft	5	REF		
42608	219.6 to 220.6 feet	Vertical Change	-.68	5 ft	5	REF		
45142	222.9 to 223.9 feet	Vertical Change	-.52	5 ft	5	REF		

Funding Source: TBD **Year to be Completed** TBD

Street Side	Run ID	Survey Street Name	Starting Street Name	End Street Name	Priority
W	1908230946	WALNUT WAY	PLUM WAY	CHERRY WAY	86.75

ID	Dist. from Corner	Barrier Type	As-is Measurement/Notes	Sidewalk Width	Qty	Unit	Cost	Total
43488	226.4 to 227.4 feet	Vertical Change	-.61	5 ft	5	REF		
44959	229.8 to 230.8 feet	Vertical Change	-.53	5 ft	5	REF		
44547	233.0 to 234.0 feet	Vertical Change	-.55	5 ft	5	REF		
43643	236.2 to 239.7 feet	Vertical Change	-.6	5 ft	18	REF		
41521	240.9 to 241.9 feet	Vertical Change	-1.07	5 ft	5	SF	$75	**$375**
48635	247.9 to 248.9 feet	Vertical Change	-.38	5 ft	5	REF		
58641	248.3 to 276.3 feet	Driveway				REF		
12680	248.6 to 268.6 feet	Cross Slope (Driveway)	2.0-3.0%	5 ft	100	SF	$40	**$4,000**
41597	252.2 to 253.2 feet	Vertical Change	-.99	5 ft	5	REF		
44769	254.3 to 263.3 feet	Vertical Change	-.54	5 ft	45	REF		
41871	265.5 to 266.5 feet	Vertical Change	-.81	5 ft	5	REF		
44960	268.7 to 269.7 feet	Vertical Change	-.53	5 ft	5	REF		
45637	272.0 to 273.0 feet	Vertical Change	-.5	5 ft	5	REF		
12683	273.2 to 307.8 feet	Cross Slope (Driveway)	2.0-3.0%	5 ft	173	SF	$40	**$6,920**
46272	275.5 to 276.5 feet	Vertical Change	-.47	5 ft	5	REF		
41844	278.0 to 281.4 feet	Vertical Change	-.82	5 ft	17	REF		
54105	284.4 to 285.4 feet	Vertical Change	-.25	5 ft	5	REF		
42708	290.8 to 291.8 feet	Vertical Change	-.67	5 ft	5	REF		
58642	295.7 to 338.3 feet	Driveway				REF		
41598	298.7 to 299.7 feet	Vertical Change	-.99	5 ft	5	REF		
42931	300.7 to 303.5 feet	Vertical Change	-.65	5 ft	14	REF		
42610	306.6 to 307.6 feet	Vertical Change	-.68	5 ft	5	REF		
44548	310.6 to 311.6 feet	Vertical Change	-.55	5 ft	5	REF		
42709	314.6 to 315.6 feet	Vertical Change	-.67	5 ft	5	REF		
46945	318.3 to 319.3 feet	Vertical Change	-.44	5 ft	5	REF		
47169	321.6 to 322.6 feet	Vertical Change	-.43	5 ft	5	REF		
47422	325.3 to 326.3 feet	Vertical Change	-.42	5 ft	5	REF		
12689	327.6 to 330.3 feet	Cross Slope (Driveway)	2.0-3.0%	5 ft	13	SF	$40	**$540**

Funding Source: TBD **Year to be Completed** TBD

Street Side	Run ID	Survey Street Name	Starting Street Name	End Street Name	Priority
W	1908230946	WALNUT WAY	PLUM WAY	CHERRY WAY	86.75

ID	Dist. from Corner	Barrier Type	As-is Measurement/Notes	Sidewalk Width	Qty	Unit	Cost	Total
51889	328.8 to 329.8 feet	Vertical Change	-.3	5 ft	5	REF		
12691	330.3 to 332.5 feet	Cross Slope (Driveway)	4.0-5.0%	5 ft	11	SF	$40	**$440**
45638	332.5 to 334.5 feet	Vertical Change	-.5	5 ft	10	REF		
12693	332.5 to 334.5 feet	Cross Slope (Driveway)	6.0-7.0%	5 ft	10	SF	$40	**$400**
12695	334.5 to 336.4 feet	Cross Slope (Driveway)	8.0-9.0%	5 ft	10	SF	$40	**$380**
44140	337.7 to 338.7 feet	Vertical Change	-.57	5 ft	5	REF		

TOTAL COST FOR: W *side of* **WALNUT WAY** *Starting at:* **PLUM WAY** **$90,260.00**

Funding Source: TBD **Year to be Completed** TBD

Street Side	Run ID	Survey Street Name	Starting Street Name	End Street Name	Priority
N	1909241133	WASHINGTON DR	ROOSEVELT DR	VERNAL DR	79.75

ID	Dist. from Corner	Barrier Type	As-is Measurement/Notes	Sidewalk Width	Qty	Unit	Cost	Total
18144	2.3 to 10.3 feet	Cross Slope (PAR)	2.0-3.0%	5 ft	40	SF	$120	$4,800
59025	9.8 to 36.0 feet	Driveway				REF		
18147	10.3 to 12.8 feet	Cross Slope (Driveway)	4.0-5.0%	5 ft	13	SF	$40	$500
40489	12.8 to 14.4 feet	Running Slope	5.0-6.0%	5 ft	8	REF		
18149	16.7 to 31.8 feet	Cross Slope (Driveway)	11.0-12.0%	5 ft	76	SF	$40	$3,020
18153	35.0 to 54.0 feet	Cross Slope (Driveway)	4.0-5.0%	5 ft	95	SF	$40	$3,800
18155	54.0 to 65.1 feet	Cross Slope (PAR)	2.0-3.0%	5 ft	55	SF	$120	$6,660
54512	80.0 to 81.0 feet	Vertical Change	.3	5 ft	5	LF	$75	$375
18156	84.7 to 98.7 feet	Cross Slope (PAR)	2.0-3.0%	5 ft	70	SF	$120	$8,400
54513	102.5 to 103.5 feet	Vertical Change	.3	5 ft	5	LF	$75	$375
18159	106.2 to 128.4 feet	Cross Slope (PAR)	2.0-3.0%	5 ft	111	SF	$120	$13,320
59026	133.0 to 159.8 feet	Driveway				REF		
18168	133.3 to 134.5 feet	Cross Slope (Driveway)	2.0-3.0%	5 ft	6	SF	$40	$240
56102	133.9 to 134.9 feet	Vertical Change	.4	5 ft	5	REF		
18169	139.9 to 141.2 feet	Cross Slope (Driveway)	11.0-12.0%	5 ft	6	SF	$40	$260
18170	143.3 to 155.6 feet	Cross Slope (Driveway)	10.0-11.0%	5 ft	61	SF	$40	$2,460
40490	156.5 to 158.5 feet	Running Slope	5.0-6.0%	5 ft	10	REF		
54514	158.6 to 159.6 feet	Vertical Change	.3	5 ft	5	REF		
18175	159.0 to 161.9 feet	Cross Slope (Driveway)	5.0-6.0%	5 ft	15	SF	$40	$580
18177	163.3 to 170.3 feet	Cross Slope (PAR)	3.0-4.0%	5 ft	35	SF	$120	$4,200
54515	168.9 to 169.9 feet	Vertical Change	.3	5 ft	5	REF		
18180	170.3 to 175.3 feet	Cross Slope (PAR)	2.0-3.0%	5 ft	25	SF	$120	$3,000
67	170.7 to 171.7 feet	Continuous Width		5 ft	5	SF	$120	$600

TOTAL COST FOR: N *side of* **WASHINGTON DR** *Starting at:* **ROOSEVELT DR** **$52,590.00**

Funding Source: TBD **Year to be Completed** TBD

Street Side	Run ID	Survey Street Name	Starting Street Name	End Street Name	Priority
S	1909241411	WASHINGTON DR	ROOSEVELT DR	TRUMAN DR	82.25

ID	Dist. from Corner	Barrier Type	As-is Measurement/Notes	Sidewalk Width	Qty	Unit	Cost	Total
58923	4.6 to 29.8 feet	Driveway				REF		
16711	8.9 to 24.3 feet	Cross Slope (Driveway)	10.0-11.0%	5 ft	77	SF	$40	**$3,080**
16715	24.3 to 27.0 feet	Cross Slope (Driveway)	8.0-9.0%	5 ft	14	SF	$40	**$540**
16716	29.9 to 36.7 feet	Cross Slope (Driveway)	2.0-3.0%	5 ft	34	SF	$40	**$1,360**
16718	42.6 to 65.8 feet	Cross Slope (PAR)	2.0-3.0%	5 ft	116	SF	$120	**$13,920**
16720	66.1 to 67.8 feet	Cross Slope (PAR)	4.0-5.0%	5 ft	9	SF	$120	**$1,020**
16721	70.4 to 71.7 feet	Cross Slope (PAR)	3.0-4.0%	5 ft	6	SF	$120	**$780**
16722	71.7 to 76.2 feet	Cross Slope (PAR)	2.0-3.0%	5 ft	23	SF	$120	**$2,700**
54388	79.8 to 80.8 feet	Vertical Change	.3	5 ft	5	LF	$75	**$375**
16723	83.3 to 96.2 feet	Cross Slope (PAR)	2.0-3.0%	5 ft	65	SF	$120	**$7,740**
16726	98.3 to 120.9 feet	Cross Slope (PAR)	2.0-3.0%	5 ft	113	SF	$120	**$13,560**
58924	125.7 to 152.3 feet	Driveway				REF		
56668	126.2 to 127.2 feet	Vertical Change	.5	5 ft	5	REF		
16730	127.1 to 128.2 feet	Cross Slope (Driveway)	2.0-3.0%	5 ft	5	SF	$40	**$220**
40448	128.2 to 129.5 feet	Running Slope	5.0-6.0%	5 ft	7	REF		
16731	132.0 to 145.7 feet	Cross Slope (Driveway)	11.0-12.0%	5 ft	68	SF	$40	**$2,740**
16736	146.8 to 148.3 feet	Cross Slope (Driveway)	9.0-10.0%	5 ft	8	SF	$40	**$300**
54389	150.7 to 151.7 feet	Vertical Change	.3	5 ft	5	REF		
16737	153.4 to 164.8 feet	Cross Slope (PAR)	2.0-3.0%	5 ft	57	SF	$120	**$6,840**
58925	164.7 to 191.8 feet	Driveway				REF		
16739	164.8 to 167.4 feet	Cross Slope (Driveway)	4.0-5.0%	5 ft	13	SF	$40	**$520**
54390	165.5 to 166.5 feet	Vertical Change	.3	5 ft	5	REF		
16740	172.6 to 179.8 feet	Cross Slope (Driveway)	11.0-12.0%	5 ft	36	SF	$40	**$1,440**
16743	179.8 to 183.3 feet	Cross Slope (Driveway)	13.014	5 ft	18	SF	$40	**$700**
16745	183.3 to 186.8 feet	Cross Slope (Driveway)	11.0-12.0%	5 ft	18	SF	$40	**$700**
54391	190.0 to 191.0 feet	Vertical Change	.3	5 ft	5	REF		
16746	191.8 to 231.5 feet	Cross Slope (Driveway)	2.0-3.0%	5 ft	199	SF	$40	**$7,940**
16750	233.8 to 252.2 feet	Cross Slope (PAR)	2.0-3.0%	5 ft	92	SF	$120	**$11,040**

Funding Source: TBD **Year to be Completed** TBD

Street Side	Run ID	Survey Street Name	Starting Street Name	End Street Name	Priority
S	1909241411	WASHINGTON DR	ROOSEVELT DR	TRUMAN DR	82.25

ID	Dist. from Corner	Barrier Type	As-is Measurement/Notes	Sidewalk Width	Qty	Unit	Cost	Total
60	242.9 to 243.9 feet	Continuous Width		5 ft	5	SF	$120	**$600**
56059	246.3 to 249.5 feet	Vertical Change	.4	5 ft	16	REF		
16756	252.2 to 258.4 feet	Cross Slope (PAR)	4.0-5.0%	5 ft	31	SF	$120	**$3,720**
16757	262.3 to 272.0 feet	Cross Slope (PAR)	4.0-5.0%	5 ft	49	SF	$120	**$5,820**
54393	264.5 to 265.5 feet	Vertical Change	.3	5 ft	5	REF		
16762	275.3 to 295.4 feet	Cross Slope (PAR)	3.0-4.0%	5 ft	100	SF	$120	**$12,060**
56060	276.2 to 277.2 feet	Vertical Change	.4	5 ft	5	REF		
57250	293.0 to 294.0 feet	Vertical Change	.8	5 ft	5	REF		
58926	293.3 to 319.2 feet	Driveway				REF		
16767	298.2 to 304.8 feet	Cross Slope (Driveway)	9.0-10.0%	5 ft	33	SF	$40	**$1,320**
16768	307.1 to 315.3 feet	Cross Slope (Driveway)	10.0-11.0%	5 ft	41	SF	$40	**$1,640**
16771	315.3 to 316.3 feet	Cross Slope (Driveway)	8.0-9.0%	5 ft	5	SF	$40	**$200**
56669	377.8 to 378.8 feet	Vertical Change	.5	5 ft	5	SF	$75	**$375**
58927	378.6 to 403.7 feet	Driveway				REF		
16772	383.3 to 400.5 feet	Cross Slope (Driveway)	9.0-10.0%	5 ft	86	SF	$40	**$3,440**
56061	402.4 to 403.4 feet	Vertical Change	.4	5 ft	5	REF		
16777	403.5 to 408.3 feet	Cross Slope (Driveway)	3.0-4.0%	5 ft	24	SF	$40	**$960**
54394	409.6 to 410.6 feet	Vertical Change	.3	5 ft	5	LF	$75	**$375**
16779	426.8 to 429.3 feet	Cross Slope (PAR)	2.0-3.0%	5 ft	13	SF	$120	**$1,500**
16780	440.0 to 463.8 feet	Cross Slope (PAR)	2.0-3.0%	5 ft	119	SF	$120	**$14,280**
56062	445.2 to 446.2 feet	Vertical Change	.4	5 ft	5	REF		
58928	462.7 to 488.2 feet	Driveway				REF		
16782	467.5 to 484.8 feet	Cross Slope (Driveway)	10.0-11.0%	5 ft	87	SF	$40	**$3,460**
58929	546.3 to 571.8 feet	Driveway				REF		
16787	550.9 to 567.5 feet	Cross Slope (Driveway)	9.0-10.0%	5 ft	83	SF	$40	**$3,320**
16791	571.0 to 572.1 feet	Cross Slope (Driveway)	3.0-4.0%	5 ft	6	SF	$40	**$220**
16792	572.1 to 573.3 feet	Cross Slope (Driveway)	2.0-3.0%	5 ft	6	SF	$40	**$240**
16793	583.8 to 585.4 feet	Cross Slope (PAR)	8.0-9.0%	5 ft	8	SF	$120	**$960**
58930	587.0 to 611.9 feet	Driveway				REF		

Funding Source: TBD **Year to be Completed** TBD

Street Side	Run ID	Survey Street Name	Starting Street Name	End Street Name	Priority
S	1909241411	WASHINGTON DR	ROOSEVELT DR	TRUMAN DR	82.25

ID	Dist. from Corner	Barrier Type	As-is Measurement/Notes	Sidewalk Width	Qty	Unit	Cost	Total
16794	593.5 to 601.0 feet	Cross Slope (Driveway)	9.0-10.0%	5 ft	38	SF	$40	$1,500
16798	601.0 to 608.3 feet	Cross Slope (Driveway)	11.0-12.0%	5 ft	36	SF	$40	$1,460
16800	612.2 to 613.3 feet	Cross Slope (Driveway)	2.0-3.0%	5 ft	5	SF	$40	$220
16801	653.3 to 668.9 feet	Cross Slope (PAR)	2.0-3.0%	5 ft	78	SF	$120	$9,360
16803	672.7 to 682.4 feet	Cross Slope (PAR)	2.0-3.0%	5 ft	49	SF	$120	$5,820
16805	688.9 to 708.9 feet	Cross Slope (PAR)	2.0-3.0%	5 ft	100	SF	$120	$12,000
16806	713.5 to 715.5 feet	Cross Slope (PAR)	2.0-3.0%	5 ft	10	SF	$120	$1,200
58931	715.3 to 740.7 feet	Driveway				REF		
16807	719.8 to 737.1 feet	Cross Slope (Driveway)	11.0-12.0%	5 ft	87	SF	$40	$3,460
16814	739.7 to 745.3 feet	Cross Slope (Driveway)	4.0-5.0%	5 ft	28	SF	$40	$1,120
56670	741.7 to 742.7 feet	Vertical Change	.5	5 ft	5	REF		
61	745.0 to 746.0 feet	Continuous Width		5 ft	5	SF	$120	$600
16816	745.3 to 754.3 feet	Cross Slope (PAR)	2.0-3.0%	5 ft	45	SF	$120	$5,400
16818	757.2 to 783.4 feet	Cross Slope (PAR)	2.0-3.0%	5 ft	131	SF	$120	$15,720
56063	764.8 to 765.8 feet	Vertical Change	.4	5 ft	5	REF		
57005	781.8 to 782.8 feet	Vertical Change	.6	5 ft	5	REF		
16823	783.4 to 790.7 feet	Cross Slope (PAR)	4.0-5.0%	5 ft	37	SF	$120	$4,380
54395	786.2 to 787.2 feet	Vertical Change	.3	5 ft	5	REF		
16826	793.1 to 798.1 feet	Cross Slope (PAR)	4.0-5.0%	5 ft	25	SF	$120	$3,000
16828	798.1 to 800.2 feet	Cross Slope (PAR)	2.0-3.0%	5 ft	11	SF	$120	$1,260
58932	799.0 to 824.8 feet	Driveway				REF		
16829	803.3 to 821.4 feet	Cross Slope (Driveway)	10.0-11.0%	5 ft	91	SF	$40	$3,620
54396	810.9 to 811.9 feet	Vertical Change	.3	5 ft	5	REF		
54397	823.5 to 824.5 feet	Vertical Change	.3	5 ft	5	REF		
16835	824.3 to 825.5 feet	Cross Slope (Driveway)	3.0-4.0%	5 ft	6	SF	$40	$240
16836	826.7 to 831.3 feet	Cross Slope (PAR)	2.0-3.0%	5 ft	23	SF	$120	$2,760
16837	868.3 to 883.4 feet	Cross Slope (PAR)	2.0-3.0%	5 ft	76	SF	$120	$9,060
58933	881.8 to 908.3 feet	Driveway				REF		

Funding Source: TBD **Year to be Completed** TBD

Street Side	Run ID	Survey Street Name	Starting Street Name	End Street Name	Priority
S	1909241411	WASHINGTON DR	ROOSEVELT DR	TRUMAN DR	82.25

ID	Dist. from Corner	Barrier Type	As-is Measurement/Notes	Sidewalk Width	Qty	Unit	Cost	Total
16841	887.8 to 904.8 feet	Cross Slope (Driveway)	10.0-11.0%	5 ft	85	SF	$40	$3,400
54398	907.4 to 908.4 feet	Vertical Change	.3	5 ft	5	REF		
16846	908.3 to 909.6 feet	Cross Slope (Driveway)	2.0-3.0%	5 ft	7	SF	$40	$260
58934	921.8 to 948.8 feet	Driveway				REF		
16847	928.0 to 944.1 feet	Cross Slope (Driveway)	12.0-13.0%	5 ft	81	SF	$40	$3,220
16852	948.8 to 950.0 feet	Cross Slope (Driveway)	3.0-4.0%	5 ft	6	SF	$40	$240
16853	950.7 to 954.9 feet	Cross Slope (PAR)	2.0-3.0%	5 ft	21	SF	$120	$2,520
16854	985.8 to 994.4 feet	Cross Slope (PAR)	2.0-3.0%	5 ft	43	SF	$120	$5,160
16855	1002.0 to 1025.1 feet	Cross Slope (PAR)	2.0-3.0%	5 ft	115	SF	$120	$13,860
16859	1029.7 to 1053.3 feet	Cross Slope (PAR)	2.0-3.0%	5 ft	118	SF	$120	$14,160
58935	1050.8 to 1077.1 feet	Driveway				REF		
16862	1056.0 to 1074.7 feet	Cross Slope (Driveway)	9.0-10.0%	5 ft	94	SF	$40	$3,740
16869	1077.2 to 1082.7 feet	Cross Slope (Driveway)	4.0-5.0%	5 ft	28	SF	$40	$1,100
16872	1088.7 to 1117.2 feet	Cross Slope (PAR)	2.0-3.0%	5 ft	143	SF	$120	$17,100
54399	1118.1 to 1119.1 feet	Vertical Change	.3	5 ft	5	LF	$75	$375
16876	1127.9 to 1129.0 feet	Cross Slope (PAR)	2.0-3.0%	5 ft	5	SF	$120	$660
58936	1134.1 to 1161.5 feet	Driveway				REF		
16877	1134.3 to 1135.5 feet	Cross Slope (Driveway)	2.0-3.0%	5 ft	6	SF	$40	$240
40449	1136.4 to 1137.6 feet	Running Slope	6.0-7.0%	5 ft	6	REF		
16878	1140.3 to 1152.5 feet	Cross Slope (Driveway)	12.0-13.0%	5 ft	61	SF	$40	$2,440
16880	1153.5 to 1156.6 feet	Cross Slope (Driveway)	9.0-10.0%	5 ft	15	SF	$40	$620
16881	1160.4 to 1172.8 feet	Cross Slope (Driveway)	4.0-5.0%	5 ft	62	SF	$40	$2,480
16886	1172.8 to 1174.1 feet	Cross Slope (PAR)	2.0-3.0%	5 ft	6	SF	$120	$780

TOTAL COST FOR: S *side of* **WASHINGTON DR** *Starting at:* **ROOSEVELT DR** **$286,540.00**

Funding Source: TBD **Year to be Completed** TBD

Street Side	Run ID	Survey Street Name	Starting Street Name	End Street Name	Priority
N	1909241129	WASHINGTON DR	TRUMAN DR	ROOSEVELT DR	98.5

ID	Dist. from Corner	Barrier Type	As-is Measurement/Notes	Sidewalk Width	Qty	Unit	Cost	Total
18181	0.0 to 5.3 feet	Cross Slope (PAR)	2.0-3.0%	5 ft	27	SF	$120	**$3,180**
59027	3.3 to 31.2 feet	Driveway				REF		
40491	7.1 to 8.7 feet	Running Slope	5.0-6.0%	5 ft	8	REF		
18184	13.6 to 15.4 feet	**Cross Slope (Driveway)**	11.0-12.0%	5 ft	9	SF	$40	**$360**
54516	17.2 to 18.2 feet	**Vertical Change**	.3	5 ft	5	REF		
18185	18.6 to 27.2 feet	**Cross Slope (Driveway)**	11.0-12.0%	5 ft	43	SF	$40	**$1,720**
54517	29.4 to 30.4 feet	**Vertical Change**	.3	5 ft	5	REF		
18188	30.3 to 31.3 feet	**Cross Slope (Driveway)**	2.0-3.0%	5 ft	5	SF	$40	**$200**
18189	37.0 to 38.8 feet	Cross Slope (PAR)	2.0-3.0%	5 ft	9	SF	$120	**$1,080**
56103	42.2 to 43.2 feet	**Vertical Change**	.4	5 ft	5	REF		
18190	42.3 to 49.4 feet	Cross Slope (PAR)	2.0-3.0%	5 ft	36	SF	$120	**$4,260**
18193	68.4 to 72.4 feet	Cross Slope (PAR)	2.0-3.0%	5 ft	20	SF	$120	**$2,400**
18194	81.1 to 83.8 feet	Cross Slope (PAR)	2.0-3.0%	5 ft	14	SF	$120	**$1,620**
18195	105.9 to 121.9 feet	Cross Slope (PAR)	2.0-3.0%	5 ft	80	SF	$120	**$9,600**
59028	121.3 to 149.1 feet	Driveway				REF		
18201	121.9 to 124.1 feet	**Cross Slope (Driveway)**	4.0-5.0%	5 ft	11	SF	$40	**$440**
18202	129.6 to 138.1 feet	**Cross Slope (Driveway)**	12.0-13.0%	5 ft	43	SF	$40	**$1,700**
18205	138.3 to 140.6 feet	**Cross Slope (Driveway)**	10.0-11.0%	5 ft	11	SF	$40	**$460**
18206	142.8 to 145.5 feet	**Cross Slope (Driveway)**	10.0-11.0%	5 ft	13	SF	$40	**$540**
18207	149.3 to 155.2 feet	**Cross Slope (Driveway)**	2.0-3.0%	5 ft	29	SF	$40	**$1,180**
57532	155.6 to 156.6 feet	**Vertical Change**	2.1	5 ft	5	SF	$75	**$375**
59029	156.8 to 183.5 feet	Driveway				REF		
54518	157.7 to 158.7 feet	**Vertical Change**	.3	5 ft	5	REF		
40492	159.8 to 161.0 feet	Running Slope	5.0-6.0%	5 ft	6	REF		
18208	163.6 to 179.2 feet	**Cross Slope (Driveway)**	9.0-10.0%	5 ft	78	SF	$40	**$3,120**
56104	181.9 to 182.9 feet	**Vertical Change**	.4	5 ft	5	REF		
18213	194.5 to 208.8 feet	Cross Slope (PAR)	2.0-3.0%	5 ft	72	SF	$120	**$8,580**
18216	209.3 to 244.4 feet	Cross Slope (PAR)	4.0-5.0%	5 ft	176	SF	$120	**$21,060**

Funding Source: TBD **Year to be Completed** TBD

Street Side	Run ID	Survey Street Name	Starting Street Name	End Street Name	Priority
N	1909241129	WASHINGTON DR	TRUMAN DR	ROOSEVELT DR	98.5

ID	Dist. from Corner	Barrier Type	As-is Measurement/Notes	Sidewalk Width	Qty	Unit	Cost	Total
68	233.5 to 234.5 feet	Continuous Width		5 ft	5	SF	$120	$600
59030	241.3 to 267.9 feet	Driveway				REF		
18227	247.3 to 264.2 feet	Cross Slope (Driveway)	11.0-12.0%	5 ft	85	SF	$40	$3,380
18232	267.2 to 272.2 feet	Cross Slope (Driveway)	4.0-5.0%	5 ft	25	SF	$40	$1,000
18234	272.2 to 297.8 feet	Cross Slope (PAR)	2.0-3.0%	5 ft	128	SF	$120	$15,360
54519	285.0 to 286.0 feet	Vertical Change	.3	5 ft	5	REF		
18235	300.7 to 320.8 feet	Cross Slope (PAR)	2.0-3.0%	5 ft	101	SF	$120	$12,060
59031	320.8 to 346.4 feet	Driveway				REF		
54520	321.1 to 322.1 feet	Vertical Change	.3	5 ft	5	REF		
40493	323.3 to 324.5 feet	Running Slope	6.0-7.0%	5 ft	6	REF		
18237	325.2 to 328.5 feet	Cross Slope (Driveway)	10.0-11.0%	5 ft	17	SF	$40	$660
18239	328.5 to 337.0 feet	Cross Slope (Driveway)	12.0-13.0%	5 ft	43	SF	$40	$1,700
18241	337.3 to 342.8 feet	Cross Slope (Driveway)	10.0-11.0%	5 ft	28	SF	$40	$1,100
54521	345.6 to 346.6 feet	Vertical Change	.3	5 ft	5	REF		
18242	347.0 to 352.5 feet	Cross Slope (PAR)	2.0-3.0%	5 ft	28	SF	$120	$3,300
18243	359.2 to 401.2 feet	Cross Slope (PAR)	2.0-3.0%	5 ft	210	SF	$120	$25,200
56105	366.6 to 367.6 feet	Vertical Change	.4	5 ft	5	REF		
54522	399.3 to 400.3 feet	Vertical Change	.3	5 ft	5	REF		
59032	448.5 to 475.2 feet	Driveway				REF		
18252	453.1 to 463.6 feet	Cross Slope (Driveway)	6.0-7.0%	5 ft	53	SF	$40	$2,100
18256	463.8 to 466.1 feet	Cross Slope (Driveway)	8.0-9.0%	5 ft	12	SF	$40	$460
18258	466.1 to 469.5 feet	Cross Slope (Driveway)	10.0-11.0%	5 ft	17	SF	$40	$680
18259	470.3 to 471.3 feet	Cross Slope (Driveway)	8.0-9.0%	5 ft	5	SF	$40	$200
56106	473.8 to 474.8 feet	Vertical Change	.4	5 ft	5	REF		
18260	474.5 to 482.4 feet	Cross Slope (Driveway)	2.0-3.0%	5 ft	40	SF	$40	$1,580
59033	483.9 to 509.3 feet	Driveway				REF		
18262	484.5 to 485.9 feet	Cross Slope (Driveway)	2.0-3.0%	5 ft	7	SF	$40	$280
40494	486.2 to 488.4 feet	Running Slope	5.0-6.0%	5 ft	11	REF		
18263	490.5 to 503.8 feet	Cross Slope (Driveway)	11.0-12.0%	5 ft	67	SF	$40	$2,660

Funding Source: TBD **Year to be Completed** TBD

Street Side	Run ID	Survey Street Name	Starting Street Name	End Street Name	Priority
N	1909241129	WASHINGTON DR	TRUMAN DR	ROOSEVELT DR	98.5

ID	Dist. from Corner	Barrier Type	As-is Measurement/Notes	Sidewalk Width	Qty	Unit	Cost	Total
54523	496.4 to 497.4 feet	Vertical Change	.3	5 ft	5	REF		
18268	522.6 to 567.8 feet	Cross Slope (PAR)	2.0-3.0%	5 ft	226	SF	$120	**$27,120**
54524	547.9 to 551.9 feet	Vertical Change	.3	5 ft	20	REF		
59034	567.5 to 593.5 feet	Driveway				REF		
57382	567.8 to 568.8 feet	Vertical Change	1.1	5 ft	5	REF		
40495	570.1 to 571.3 feet	Running Slope	5.0-6.0%	5 ft	6	REF		
18273	574.3 to 590.6 feet	Cross Slope (Driveway)	10.0-11.0%	5 ft	82	SF	$40	**$3,260**
18276	615.5 to 628.2 feet	Cross Slope (PAR)	2.0-3.0%	5 ft	64	SF	$120	**$7,620**
18277	630.3 to 632.7 feet	Cross Slope (PAR)	2.0-3.0%	5 ft	12	SF	$120	**$1,440**
18278	635.7 to 642.6 feet	Cross Slope (PAR)	3.0-4.0%	5 ft	34	SF	$120	**$4,140**
18279	642.6 to 649.6 feet	Cross Slope (PAR)	2.0-3.0%	5 ft	35	SF	$120	**$4,200**
59035	645.9 to 673.3 feet	Driveway				REF		
40496	648.9 to 650.6 feet	Running Slope	5.0-6.0%	5 ft	9	REF		
18281	652.6 to 660.2 feet	Cross Slope (Driveway)	9.0-10.0%	5 ft	38	SF	$40	**$1,520**
18283	660.8 to 668.9 feet	Cross Slope (Driveway)	11.0-12.0%	5 ft	41	SF	$40	**$1,620**
18285	679.9 to 684.9 feet	Cross Slope (PAR)	2.0-3.0%	5 ft	25	SF	$120	**$3,000**
18286	699.2 to 718.1 feet	Cross Slope (PAR)	2.0-3.0%	5 ft	95	SF	$120	**$11,340**
69	727.8 to 728.8 feet	Continuous Width		5 ft	5	SF	$120	**$600**
59036	731.1 to 757.3 feet	Driveway				REF		
18292	736.2 to 746.4 feet	Cross Slope (Driveway)	8.0-9.0%	5 ft	51	SF	$40	**$2,040**
18294	749.1 to 753.8 feet	Cross Slope (Driveway)	7.0-8.0%	5 ft	24	SF	$40	**$940**
56108	756.1 to 757.1 feet	Vertical Change	.4	5 ft	5	REF		
56109	774.6 to 775.6 feet	Vertical Change	.4	5 ft	5	LF	$75	**$375**
18296	779.0 to 786.3 feet	Cross Slope (PAR)	2.0-3.0%	5 ft	37	SF	$120	**$4,380**
54525	793.6 to 794.6 feet	Vertical Change	.3	5 ft	5	REF		
18297	794.1 to 813.4 feet	Cross Slope (PAR)	2.0-3.0%	5 ft	97	SF	$120	**$11,580**
18301	824.7 to 845.4 feet	Cross Slope (PAR)	2.0-3.0%	5 ft	104	SF	$120	**$12,420**
54526	842.0 to 843.0 feet	Vertical Change	.3	5 ft	5	REF		

Funding Source: TBD **Year to be Completed** TBD

Street Side	Run ID	Survey Street Name	Starting Street Name	End Street Name	Priority
N	1909241129	WASHINGTON DR	TRUMAN DR	ROOSEVELT DR	98.5

ID	Dist. from Corner	Barrier Type	As-is Measurement/Notes	Sidewalk Width	Qty	Unit	Cost	Total
18303	847.9 to 853.7 feet	Cross Slope (PAR)	2.0-3.0%	5 ft	29	SF	$120	**$3,480**
59037	857.8 to 884.8 feet	Driveway				REF		
18304	863.7 to 879.3 feet	**Cross Slope (Driveway)**	9.0-10.0%	5 ft	78	SF	$40	**$3,120**
18308	879.6 to 881.5 feet	**Cross Slope (Driveway)**	7.0-8.0%	5 ft	10	SF	$40	**$380**
59038	894.8 to 919.6 feet	Driveway				REF		
18309	900.1 to 916.6 feet	**Cross Slope (Driveway)**	9.0-10.0%	5 ft	83	SF	$40	**$3,300**
18313	920.5 to 974.2 feet	**Cross Slope (Driveway)**	2.0-3.0%	5 ft	269	SF	$40	**$10,740**
59039	972.3 to 1000.0 feet	Driveway				REF		
18324	975.0 to 976.1 feet	**Cross Slope (Driveway)**	5.0-6.0%	5 ft	6	SF	$40	**$220**
18325	977.8 to 979.7 feet	**Cross Slope (Driveway)**	9.0-10.0%	5 ft	10	SF	$40	**$380**
18326	981.8 to 996.3 feet	**Cross Slope (Driveway)**	10.0-11.0%	5 ft	73	SF	$40	**$2,900**
18330	1054.2 to 1056.1 feet	Cross Slope (PAR)	2.0-3.0%	5 ft	9	SF	$120	**$1,140**
59040	1057.7 to 1084.7 feet	Driveway				REF		
54527	1058.4 to 1059.4 feet	**Vertical Change**	.3	5 ft	5	REF		
18331	1058.8 to 1060.1 feet	**Cross Slope (Driveway)**	2.0-3.0%	5 ft	6	SF	$40	**$260**
18332	1063.2 to 1080.2 feet	**Cross Slope (Driveway)**	8.0-9.0%	5 ft	85	SF	$40	**$3,400**
56110	1083.1 to 1084.1 feet	**Vertical Change**	.4	5 ft	5	REF		
18335	1103.3 to 1131.2 feet	Cross Slope (PAR)	2.0-3.0%	5 ft	140	SF	$120	**$16,740**
18340	1133.6 to 1156.1 feet	Cross Slope (PAR)	2.0-3.0%	5 ft	113	SF	$120	**$13,500**
18346	1162.8 to 1172.9 feet	Cross Slope (PAR)	2.0-3.0%	5 ft	51	SF	$120	**$6,060**
59041	1176.5 to 1202.7 feet	Driveway				REF		
40497	1180.0 to 1181.0 feet	Running Slope	7.0-8.0%	5 ft	5	REF		
18347	1182.4 to 1199.7 feet	**Cross Slope (Driveway)**	10.0-11.0%	5 ft	86	SF	$40	**$3,460**
56111	1201.0 to 1202.0 feet	**Vertical Change**	.4	5 ft	5	REF		
18351	1204.3 to 1209.5 feet	Cross Slope (PAR)	2.0-3.0%	5 ft	26	SF	$120	**$3,120**

TOTAL COST FOR: N *side of* **WASHINGTON DR** *Starting at:* **TRUMAN DR** **$303,990.00**

Funding Source: TBD **Year to be Completed** TBD

Street Side	Run ID	Survey Street Name	Starting Street Name	End Street Name	Priority
S	1909241326	WASHINGTON DR	VERNAL DR	ROOSEVELT DR	66

ID	Dist. from Corner	Barrier Type	As-is Measurement/Notes	Sidewalk Width	Qty	Unit	Cost	Total
17319	1.6 to 8.3 feet	Cross Slope (PAR)	2.0-3.0%	5 ft	34	SF	$120	**$4,020**
58968	7.0 to 32.4 feet	Driveway				REF		
17321	8.3 to 9.3 feet	**Cross Slope (Driveway)**	4.0-5.0%	5 ft	5	SF	$40	**$200**
17322	12.8 to 26.9 feet	**Cross Slope (Driveway)**	10.0-11.0%	5 ft	71	SF	$40	**$2,820**
17328	27.1 to 29.1 feet	**Cross Slope (Driveway)**	12.0-13.0%	5 ft	10	SF	$40	**$400**
17329	33.5 to 44.6 feet	Cross Slope (PAR)	2.0-3.0%	5 ft	56	SF	$120	**$6,660**
54442	46.9 to 47.9 feet	**Vertical Change**	.3	5 ft	5	LF	$75	**$375**
54443	63.0 to 64.0 feet	**Vertical Change**	.3	5 ft	5	REF		
17330	63.8 to 108.4 feet	Cross Slope (PAR)	2.0-3.0%	5 ft	223	SF	$120	**$26,760**
54444	68.4 to 69.4 feet	**Vertical Change**	.3	5 ft	5	REF		
54445	95.6 to 96.6 feet	**Vertical Change**	.3	5 ft	5	REF		
54446	111.6 to 112.6 feet	**Vertical Change**	.3	5 ft	5	LF	$75	**$375**
17335	136.3 to 153.0 feet	Cross Slope (PAR)	2.0-3.0%	5 ft	83	SF	$120	**$10,020**

TOTAL COST FOR: S *side of* **WASHINGTON DR** *Starting at:* **VERNAL DR** **$51,630.00**

Funding Source: TBD **Year to be Completed** TBD

Street Side	Run ID	Survey Street Name	Starting Street Name	End Street Name	Priority
N	1908221337	WASHINGTON RD	1520 ROBERTSON BLVD	DEFENDER ST	113.5

ID	Dist. from Corner	Barrier Type	As-is Measurement/Notes	Sidewalk Width	Qty	Unit	Cost	Total
8014	0.0 to 15.3 feet	Cross Slope (PAR)	2.0-3.0%	5 ft	77	SF	$120	**$9,180**
58259	11.8 to 30.6 feet	Driveway				REF		
47	13.4 to 14.4 feet	**Continuous Width**		5 ft	5	SF	$120	**$600**
8016	18.3 to 27.7 feet	**Cross Slope (Driveway)**	10.0-11.0%	5 ft	47	SF	$40	**$1,880**
43003	29.9 to 30.9 feet	**Vertical Change**	-.64	5 ft	5	REF		
8020	30.8 to 31.8 feet	**Cross Slope (Driveway)**	3.0-4.0%	5 ft	5	SF	$40	**$200**
8021	31.8 to 57.5 feet	Cross Slope (PAR)	2.0-3.0%	5 ft	129	SF	$120	**$15,420**
49093	38.3 to 39.3 feet	**Vertical Change**	-.36	5 ft	5	REF		
47569	46.7 to 47.7 feet	**Vertical Change**	-.41	5 ft	5	REF		
48805	54.9 to 55.9 feet	**Vertical Change**	-.37	5 ft	5	REF		
8025	57.5 to 59.1 feet	Cross Slope (PAR)	4.0-5.0%	5 ft	8	SF	$120	**$960**
48	57.6 to 58.6 feet	**Continuous Width**		5 ft	5	SF	$120	**$600**
8026	59.7 to 62.7 feet	Cross Slope (PAR)	6.0-7.0%	5 ft	15	SF	$120	**$1,800**
45051	63.2 to 64.2 feet	**Vertical Change**	-.52	5 ft	5	SF	$75	**$375**
8028	65.0 to 66.3 feet	Cross Slope (PAR)	3.0-4.0%	5 ft	7	SF	$120	**$780**
8029	66.3 to 72.3 feet	Cross Slope (PAR)	2.0-3.0%	5 ft	30	SF	$120	**$3,600**
49	70.0 to 71.0 feet	**Continuous Width**		5 ft	5	SF	$120	**$600**
8030	74.5 to 96.7 feet	Cross Slope (PAR)	2.0-3.0%	5 ft	111	SF	$120	**$13,320**
58260	91.3 to 121.8 feet	Driveway				REF		
8031	100.3 to 119.9 feet	**Cross Slope (Driveway)**	9.0-10.0%	5 ft	98	SF	$40	**$3,920**
8033	122.6 to 123.8 feet	Cross Slope (PAR)	3.0-4.0%	5 ft	6	SF	$120	**$720**
8034	123.8 to 208.6 feet	Cross Slope (PAR)	2.0-3.0%	5 ft	424	SF	$120	**$50,880**
53092	128.2 to 129.2 feet	**Vertical Change**	-.27	5 ft	5	REF		
52591	191.6 to 192.6 feet	**Vertical Change**	-.28	5 ft	5	REF		
51700	206.1 to 207.1 feet	**Vertical Change**	-.3	5 ft	5	REF		
48227	209.7 to 210.7 feet	**Vertical Change**	-.39	5 ft	5	LF	$75	**$375**
47324	219.1 to 220.1 feet	**Vertical Change**	-.42	5 ft	5	LF	$75	**$375**
47092	231.0 to 232.0 feet	**Vertical Change**	-.43	5 ft	5	LF	$75	**$375**

Funding Source: TBD **Year to be Completed** TBD

Street Side	Run ID	Survey Street Name	Starting Street Name	End Street Name	Priority
N	1908221337	WASHINGTON RD	1520 ROBERTSON BLVD	DEFENDER ST	113.5

ID	Dist. from Corner	Barrier Type	As-is Measurement/Notes	Sidewalk Width	Qty	Unit	Cost	Total
8037	237.8 to 241.3 feet	Cross Slope (PAR)	2.0-3.0%	5 ft	18	SF	$120	**$2,100**
8038	251.5 to 259.9 feet	Cross Slope (PAR)	2.0-3.0%	5 ft	42	SF	$120	**$5,040**
51701	256.3 to 257.3 feet	**Vertical Change**	-.3	5 ft	5	REF		

TOTAL COST FOR: N *side of* **WASHINGTON RD** *Starting at:* **1520 ROBERTSON BLVD** **$113,100.00**

Funding Source: TBD **Year to be Completed** TBD

Street Side	Run ID	Survey Street Name	Starting Street Name	End Street Name	Priority
N	1908221339	WASHINGTON RD	DEFENDER ST	SIDEWALK ENDS	76

ID	Dist. from Corner	Barrier Type	As-is Measurement/Notes	Sidewalk Width	Qty	Unit	Cost	Total
50413	2.9 to 3.9 feet	Vertical Change	-.32	5 ft	5	REF		
8040	3.3 to 10.8 feet	Cross Slope (PAR)	2.0-3.0%	5 ft	38	SF	$120	**$4,500**
48228	12.7 to 13.7 feet	Vertical Change	-.39	5 ft	5	LF	$75	**$375**
45755	22.7 to 23.7 feet	Vertical Change	-.49	5 ft	5	LF	$75	**$375**
46627	33.1 to 34.1 feet	Vertical Change	-.45	5 ft	5	LF	$75	**$375**
53093	53.7 to 54.7 feet	Vertical Change	-.27	5 ft	5	LF	$75	**$375**
8041	63.2 to 80.2 feet	Cross Slope (PAR)	2.0-3.0%	5 ft	85	SF	$120	**$10,200**
48229	64.3 to 65.3 feet	Vertical Change	-.39	5 ft	5	REF		
46864	74.3 to 75.3 feet	Vertical Change	-.44	5 ft	5	REF		
52592	84.6 to 85.6 feet	Vertical Change	-.28	5 ft	5	LF	$75	**$375**
8042	88.3 to 102.2 feet	Cross Slope (PAR)	2.0-3.0%	5 ft	70	SF	$120	**$8,340**
52128	89.9 to 93.0 feet	Vertical Change	-.29	5 ft	16	REF		
51702	95.1 to 96.1 feet	Vertical Change	-.3	5 ft	5	REF		
8044	115.3 to 120.6 feet	Cross Slope (PAR)	2.0-3.0%	5 ft	27	SF	$120	**$3,180**
48806	115.6 to 119.0 feet	Vertical Change	-.37	5 ft	17	REF		

TOTAL COST FOR: N *side of* **WASHINGTON RD** *Starting at:* **DEFENDER ST** **$28,095.00**

Funding Source: TBD **Year to be Completed** TBD

Street Side	Run ID	Survey Street Name	Starting Street Name	End Street Name	Priority
S	1908230822	WASHINGTON RD	KITES WAY	DEFENDER ST	124.25

ID	Dist. from Corner	Barrier Type	As-is Measurement/Notes	Sidewalk Width	Qty	Unit	Cost	Total
41806	7.8 to 8.8 feet	Vertical Change	-.84	5 ft	5	SF	$75	$375
53217	10.3 to 13.7 feet	Vertical Change	-.27	5 ft	17	LF	$75	$1,275
52260	22.7 to 23.7 feet	Vertical Change	-.29	5 ft	5	LF	$75	$375
46918	30.2 to 33.8 feet	Vertical Change	-.44	5 ft	18	LF	$75	$1,350
50132	40.2 to 41.2 feet	Vertical Change	-.33	5 ft	5	LF	$75	$375
46015	47.8 to 56.3 feet	Vertical Change	-.48	5 ft	43	LF	$75	$3,188
10952	49.3 to 51.0 feet	Cross Slope (PAR)	2.0-3.0%	5 ft	9	SF	$120	$1,020
51836	60.3 to 63.8 feet	Vertical Change	-.3	5 ft	18	LF	$75	$1,313
10953	61.5 to 290.9 feet	Cross Slope (PAR)	2.0-3.0%	5 ft	1147	SF	$120	$137,640
50133	72.8 to 105.6 feet	Vertical Change	-.33	5 ft	164	REF		
48888	109.5 to 115.5 feet	Vertical Change	-.37	5 ft	30	REF		
50531	119.5 to 125.6 feet	Vertical Change	-.32	5 ft	31	REF		
51839	129.6 to 133.1 feet	Vertical Change	-.3	5 ft	18	REF		
50532	137.1 to 140.6 feet	Vertical Change	-.32	5 ft	18	REF		
53759	144.6 to 145.6 feet	Vertical Change	-.26	5 ft	5	REF		
49816	149.6 to 150.6 feet	Vertical Change	-.34	5 ft	5	REF		
54085	159.5 to 160.5 feet	Vertical Change	-.25	5 ft	5	REF		
51840	169.6 to 170.6 feet	Vertical Change	-.3	5 ft	5	REF		
47636	174.6 to 178.1 feet	Vertical Change	-.41	5 ft	18	REF		
45596	182.1 to 185.6 feet	Vertical Change	-.5	5 ft	18	REF		
51841	192.1 to 195.6 feet	Vertical Change	-.3	5 ft	18	REF		
47637	201.1 to 207.4 feet	Vertical Change	-.41	5 ft	32	REF		
53760	210.7 to 211.7 feet	Vertical Change	-.26	5 ft	5	REF		
46016	215.6 to 221.7 feet	Vertical Change	-.48	5 ft	31	REF		
50925	228.2 to 231.7 feet	Vertical Change	-.31	5 ft	18	REF		
52261	238.2 to 244.2 feet	Vertical Change	-.29	5 ft	30	REF		
50533	248.2 to 254.2 feet	Vertical Change	-.32	5 ft	30	REF		
44924	258.3 to 261.8 feet	Vertical Change	-.53	5 ft	18	REF		

Funding Source: TBD **Year to be Completed** TBD

Street Side	Run ID	Survey Street Name	Starting Street Name	End Street Name	Priority
S	1908230822	WASHINGTON RD	KITES WAY	DEFENDER ST	124.25

ID	Dist. from Corner	Barrier Type	As-is Measurement/Notes	Sidewalk Width	Qty	Unit	Cost	Total
45107	265.8 to 271.8 feet	Vertical Change	-.52	5 ft	30	REF		
51842	275.8 to 281.8 feet	Vertical Change	-.3	5 ft	30	REF		
47142	288.3 to 309.3 feet	Vertical Change	-.43	5 ft	105	REF		
10973	290.9 to 305.4 feet	Cross Slope (PAR)	4.0-5.0%	5 ft	73	SF	$120	**$8,700**
10975	305.4 to 382.4 feet	Cross Slope (PAR)	2.0-3.0%	5 ft	385	SF	$120	**$46,200**
47639	313.3 to 316.8 feet	Vertical Change	-.41	5 ft	18	REF		
49177	323.3 to 326.9 feet	Vertical Change	-.36	5 ft	18	REF		
52262	330.8 to 331.8 feet	Vertical Change	-.29	5 ft	5	REF		
53221	335.8 to 339.4 feet	Vertical Change	-.27	5 ft	18	REF		
49819	345.3 to 346.3 feet	Vertical Change	-.34	5 ft	5	REF		
45597	350.3 to 351.3 feet	Vertical Change	-.5	5 ft	5	REF		
48892	355.4 to 361.4 feet	Vertical Change	-.37	5 ft	30	REF		
51844	365.4 to 366.4 feet	Vertical Change	-.3	5 ft	5	REF		
47391	372.8 to 386.3 feet	Vertical Change	-.42	5 ft	68	REF		
10979	382.4 to 405.5 feet	Cross Slope (PAR)	4.0-5.0%	5 ft	116	SF	$120	**$13,860**
53223	392.8 to 393.8 feet	Vertical Change	-.27	5 ft	5	REF		
52731	397.8 to 398.8 feet	Vertical Change	-.28	5 ft	5	REF		
50138	402.8 to 408.7 feet	Vertical Change	-.33	5 ft	30	REF		
10981	405.5 to 450.3 feet	Cross Slope (PAR)	2.0-3.0%	5 ft	224	SF	$120	**$26,880**
51846	415.3 to 418.7 feet	Vertical Change	-.3	5 ft	17	REF		
42596	420.2 to 421.2 feet	Vertical Change	-.68	5 ft	5	REF		
47392	425.3 to 428.8 feet	Vertical Change	-.42	5 ft	18	REF		
53225	435.7 to 436.7 feet	Vertical Change	-.27	5 ft	5	REF		
50140	440.2 to 443.8 feet	Vertical Change	-.33	5 ft	18	REF		
46470	447.8 to 453.7 feet	Vertical Change	-.46	5 ft	30	REF		
10987	455.7 to 495.5 feet	Cross Slope (PAR)	2.0-3.0%	5 ft	199	SF	$120	**$23,880**
51847	457.7 to 471.3 feet	Vertical Change	-.3	5 ft	68	REF		
53765	475.3 to 476.3 feet	Vertical Change	-.26	5 ft	5	REF		

Funding Source: TBD **Year to be Completed** TBD

Street Side	Run ID	Survey Street Name	Starting Street Name	End Street Name	Priority
S	1908230822	WASHINGTON RD	KITES WAY	DEFENDER ST	124.25

ID	Dist. from Corner	Barrier Type	As-is Measurement/Notes	Sidewalk Width	Qty	Unit	Cost	Total
50141	480.3 to 481.3 feet	Vertical Change	-.33	5 ft	5	REF		
52732	485.2 to 502.4 feet	Vertical Change	-.28	5 ft	86	REF		
58487	493.7 to 541.3 feet	Driveway				REF		
10992	495.5 to 500.3 feet	Cross Slope (Driveway)	4.0-5.0%	5 ft	24	SF	$40	**$960**
10993	504.2 to 522.1 feet	Cross Slope (Driveway)	12.0-13.0%	5 ft	90	SF	$40	**$3,580**
47144	521.3 to 522.3 feet	Vertical Change	-.43	5 ft	5	REF		
10999	522.1 to 538.4 feet	Cross Slope (Driveway)	10.0-11.0%	5 ft	82	SF	$40	**$3,260**
53227	532.1 to 533.1 feet	Vertical Change	-.27	5 ft	5	REF		
40337	537.9 to 539.7 feet	Running Slope	6.0-7.0%	5 ft	9	REF		
48590	548.9 to 549.9 feet	Vertical Change	-.38	5 ft	5	REF		
11001	549.9 to 564.8 feet	Cross Slope (PAR)	2.0-3.0%	5 ft	74	SF	$120	**$8,940**
50536	564.0 to 565.0 feet	Vertical Change	-.32	5 ft	5	REF		
52733	569.1 to 570.1 feet	Vertical Change	-.28	5 ft	5	LF	$75	**$375**
50930	576.5 to 585.0 feet	Vertical Change	-.31	5 ft	43	LF	$75	**$3,188**
11002	589.9 to 593.8 feet	Cross Slope (PAR)	2.0-3.0%	5 ft	19	SF	$120	**$2,340**
49822	591.6 to 599.9 feet	Vertical Change	-.34	5 ft	42	REF		
50538	603.9 to 609.9 feet	Vertical Change	-.32	5 ft	30	LF	$75	**$2,250**
11003	605.0 to 607.3 feet	Cross Slope (PAR)	2.0-3.0%	5 ft	11	SF	$120	**$1,380**
52734	614.0 to 625.0 feet	Vertical Change	-.28	5 ft	55	LF	$75	**$4,125**
11004	623.3 to 669.6 feet	Cross Slope (PAR)	2.0-3.0%	5 ft	232	SF	$120	**$27,780**
51850	629.0 to 632.5 feet	Vertical Change	-.3	5 ft	18	REF		
52266	639.0 to 640.0 feet	Vertical Change	-.29	5 ft	5	REF		
50932	644.1 to 655.0 feet	Vertical Change	-.31	5 ft	55	REF		
49492	659.1 to 675.0 feet	Vertical Change	-.35	5 ft	80	REF		
11007	673.1 to 692.8 feet	Cross Slope (PAR)	2.0-3.0%	5 ft	99	SF	$120	**$11,820**
50541	679.0 to 682.5 feet	Vertical Change	-.32	5 ft	18	REF		
54088	686.5 to 699.9 feet	Vertical Change	-.25	5 ft	67	REF		
11010	692.8 to 705.7 feet	Cross Slope (PAR)	4.0-5.0%	5 ft	65	SF	$120	**$7,740**

Funding Source: TBD **Year to be Completed** TBD

Street Side	Run ID	Survey Street Name	Starting Street Name	End Street Name	Priority
S	1908230822	WASHINGTON RD	KITES WAY	DEFENDER ST	124.25

ID	Dist. from Corner	Barrier Type	As-is Measurement/Notes	Sidewalk Width	Qty	Unit	Cost	Total
48325	703.9 to 714.9 feet	Vertical Change	-.39	5 ft	55	REF		
11012	705.7 to 741.4 feet	Cross Slope (PAR)	2.0-3.0%	5 ft	179	SF	$120	**$21,420**
47393	718.8 to 719.8 feet	Vertical Change	-.42	5 ft	5	REF		
50936	724.1 to 725.1 feet	Vertical Change	-.31	5 ft	5	REF		
47394	729.3 to 730.3 feet	Vertical Change	-.42	5 ft	5	REF		
48592	734.0 to 735.0 feet	Vertical Change	-.38	5 ft	5	REF		
52269	740.1 to 741.1 feet	Vertical Change	-.29	5 ft	5	REF		
11018	741.4 to 753.2 feet	Cross Slope (PAR)	4.0-5.0%	5 ft	59	SF	$120	**$7,080**
45108	745.8 to 746.8 feet	Vertical Change	-.52	5 ft	5	REF		
50146	751.8 to 752.8 feet	Vertical Change	-.33	5 ft	5	REF		
11020	753.2 to 825.6 feet	Cross Slope (PAR)	2.0-3.0%	5 ft	362	SF	$120	**$43,440**
52737	757.9 to 758.9 feet	Vertical Change	-.28	5 ft	5	REF		
49823	763.9 to 764.9 feet	Vertical Change	-.34	5 ft	5	REF		
55989	770.0 to 771.0 feet	Vertical Change	.39	5 ft	5	REF		
47640	776.0 to 777.0 feet	Vertical Change	-.41	5 ft	5	REF		
49495	782.0 to 783.0 feet	Vertical Change	-.35	5 ft	5	REF		
45307	788.0 to 789.0 feet	Vertical Change	-.51	5 ft	5	REF		
44926	793.9 to 794.9 feet	Vertical Change	-.53	5 ft	5	REF		
47145	800.0 to 801.0 feet	Vertical Change	-.43	5 ft	5	REF		
48048	805.9 to 806.9 feet	Vertical Change	-.4	5 ft	5	REF		
46017	811.8 to 812.8 feet	Vertical Change	-.48	5 ft	5	REF		
50147	817.8 to 818.8 feet	Vertical Change	-.33	5 ft	5	REF		
11033	846.6 to 852.5 feet	Cross Slope (PAR)	3.0-4.0%	5 ft	30	SF	$120	**$3,540**
48593	846.9 to 847.9 feet	Vertical Change	-.38	5 ft	5	REF		
48326	850.9 to 851.9 feet	Vertical Change	-.39	5 ft	5	REF		
11034	852.5 to 865.1 feet	Cross Slope (PAR)	2.0-3.0%	5 ft	63	SF	$120	**$7,560**
48327	855.3 to 856.3 feet	Vertical Change	-.39	5 ft	5	REF		
58489	857.9 to 907.0 feet	Driveway				REF		

Funding Source: TBD **Year to be Completed** TBD

Street Side	Run ID	Survey Street Name	Starting Street Name	End Street Name	Priority
S	1908230822	WASHINGTON RD	KITES WAY	DEFENDER ST	124.25

ID	Dist. from Corner	Barrier Type	As-is Measurement/Notes	Sidewalk Width	Qty	Unit	Cost	Total
48328	858.8 to 862.4 feet	Vertical Change	-.39	5 ft	18	REF		
41553	863.5 to 864.5 feet	Vertical Change	-1.02	5 ft	5	REF		
11037	869.0 to 872.3 feet	Cross Slope (Driveway)	2.0-3.0%	5 ft	17	SF	$40	**$660**
11039	872.3 to 878.3 feet	Cross Slope (Driveway)	4.0-5.0%	5 ft	30	SF	$40	**$1,200**
45308	876.0 to 877.0 feet	Vertical Change	-.51	5 ft	5	REF		
11041	878.3 to 893.3 feet	Cross Slope (Driveway)	2.0-3.0%	5 ft	75	SF	$40	**$3,000**
52738	881.1 to 882.1 feet	Vertical Change	-.28	5 ft	5	REF		
41193	886.2 to 887.2 feet	Vertical Change	-2.52	5 ft	5	REF		
46237	891.3 to 892.3 feet	Vertical Change	-.47	5 ft	5	REF		
46471	896.4 to 897.4 feet	Vertical Change	-.46	5 ft	5	REF		
11043	899.2 to 934.4 feet	Cross Slope (Driveway)	2.0-3.0%	5 ft	176	SF	$40	**$7,040**
48895	901.9 to 902.9 feet	Vertical Change	-.37	5 ft	5	REF		
49824	910.3 to 911.3 feet	Vertical Change	-.34	5 ft	5	REF		
43463	915.1 to 916.1 feet	Vertical Change	-.61	5 ft	5	REF		
46698	919.5 to 920.5 feet	Vertical Change	-.45	5 ft	5	REF		
50542	925.9 to 926.9 feet	Vertical Change	-.32	5 ft	5	REF		
48594	933.1 to 934.1 feet	Vertical Change	-.38	5 ft	5	REF		
48896	937.9 to 938.9 feet	Vertical Change	-.37	5 ft	5	LF	$75	**$375**
49496	943.2 to 944.2 feet	Vertical Change	-.35	5 ft	5	REF		
11048	943.6 to 1010.2 feet	Cross Slope (PAR)	2.0-3.0%	5 ft	333	SF	$120	**$39,960**
50937	949.1 to 950.1 feet	Vertical Change	-.31	5 ft	5	REF		
52270	954.9 to 955.9 feet	Vertical Change	-.29	5 ft	5	REF		
50543	960.9 to 961.9 feet	Vertical Change	-.32	5 ft	5	REF		
53231	966.6 to 967.6 feet	Vertical Change	-.27	5 ft	5	REF		
51852	982.3 to 983.3 feet	Vertical Change	-.3	5 ft	5	REF		
53232	1007.3 to 1008.3 feet	Vertical Change	-.27	5 ft	5	REF		
11051	1014.9 to 1106.0 feet	Cross Slope (PAR)	2.0-3.0%	5 ft	456	SF	$120	**$54,660**
50148	1024.8 to 1025.8 feet	Vertical Change	-.33	5 ft	5	REF		

Funding Source: TBD **Year to be Completed** TBD

Street Side	Run ID	Survey Street Name	Starting Street Name	End Street Name	Priority
S	1908230822	WASHINGTON RD	KITES WAY	DEFENDER ST	124.25

ID	Dist. from Corner	Barrier Type	As-is Measurement/Notes	Sidewalk Width	Qty	Unit	Cost	Total
47641	1030.6 to 1031.6 feet	Vertical Change	-.41	5 ft	5	REF		
50149	1036.2 to 1037.2 feet	Vertical Change	-.33	5 ft	5	REF		
44296	1042.1 to 1043.1 feet	Vertical Change	-.56	5 ft	5	REF		
51853	1053.7 to 1054.7 feet	Vertical Change	-.3	5 ft	5	REF		
43298	1059.5 to 1060.5 feet	Vertical Change	-.62	5 ft	5	REF		
47395	1065.3 to 1066.3 feet	Vertical Change	-.42	5 ft	5	REF		
46472	1071.0 to 1072.0 feet	Vertical Change	-.46	5 ft	5	REF		
49181	1076.6 to 1077.6 feet	Vertical Change	-.36	5 ft	5	REF		
47642	1082.8 to 1083.8 feet	Vertical Change	-.41	5 ft	5	REF		
44927	1088.5 to 1089.5 feet	Vertical Change	-.53	5 ft	5	REF		
52739	1098.2 to 1099.2 feet	Vertical Change	-.28	5 ft	5	REF		
43024	1103.0 to 1104.0 feet	Vertical Change	-.64	5 ft	5	REF		
11062	1115.5 to 1116.9 feet	Cross Slope (PAR)	2.0-3.0%	5 ft	7	SF	$120	**$840**
43934	1116.0 to 1117.0 feet	Vertical Change	-.58	5 ft	5	REF		
11063	1125.4 to 1145.4 feet	Cross Slope (PAR)	2.0-3.0%	5 ft	100	SF	$120	**$12,000**
49497	1126.1 to 1127.1 feet	Vertical Change	-.35	5 ft	5	REF		
50150	1135.7 to 1136.7 feet	Vertical Change	-.33	5 ft	5	REF		
42920	1146.0 to 1147.0 feet	Vertical Change	-.65	5 ft	5	SF	$75	**$375**
11065	1149.6 to 1152.0 feet	Cross Slope (PAR)	2.0-3.0%	5 ft	12	SF	$120	**$1,440**
11066	1155.5 to 1179.6 feet	Cross Slope (PAR)	2.0-3.0%	5 ft	120	SF	$120	**$14,460**
45309	1156.7 to 1157.7 feet	Vertical Change	-.51	5 ft	5	REF		
43161	1166.9 to 1167.9 feet	Vertical Change	-.63	5 ft	5	REF		
53233	1177.4 to 1178.4 feet	Vertical Change	-.27	5 ft	5	REF		
43299	1187.8 to 1188.8 feet	Vertical Change	-.62	5 ft	5	SF	$75	**$375**
41950	1197.9 to 1198.9 feet	Vertical Change	-.79	5 ft	5	SF	$75	**$375**
42319	1208.0 to 1209.0 feet	Vertical Change	-.71	5 ft	5	SF	$75	**$375**
53768	1248.7 to 1249.7 feet	Vertical Change	-.26	5 ft	5	LF	$75	**$375**
58490	1252.8 to 1289.8 feet	Driveway				REF		

Funding Source: TBD **Year to be Completed** TBD

Street Side	Run ID	Survey Street Name	Starting Street Name	End Street Name	Priority
S	1908230822	WASHINGTON RD	KITES WAY	DEFENDER ST	124.25

ID	Dist. from Corner	Barrier Type	As-is Measurement/Notes	Sidewalk Width	Qty	Unit	Cost	Total
11067	1261.9 to 1263.2 feet	Cross Slope (Driveway)	8.0-9.0%	5 ft	6	SF	$40	$260
11068	1266.3 to 1283.6 feet	Cross Slope (Driveway)	7.0-8.0%	5 ft	86	SF	$40	$3,460
42406	1274.0 to 1275.0 feet	Vertical Change	-.7	5 ft	5	REF		
40339	1284.5 to 1285.6 feet	Running Slope	6.0-7.0%	5 ft	5	REF		
11069	1285.1 to 1286.7 feet	Cross Slope (Driveway)	10.0-11.0%	5 ft	8	SF	$40	$320
53234	1290.3 to 1291.3 feet	Vertical Change	-.27	5 ft	5	REF		
49825	1346.0 to 1347.0 feet	Vertical Change	-.34	5 ft	5	LF	$75	$375
11070	1373.8 to 1379.0 feet	Cross Slope (PAR)	2.0-3.0%	5 ft	26	SF	$120	$3,120
11071	1381.1 to 1383.0 feet	Cross Slope (PAR)	2.0-3.0%	5 ft	10	SF	$120	$1,140
11072	1391.2 to 1404.8 feet	Cross Slope (PAR)	2.0-3.0%	5 ft	68	SF	$120	$8,160
49826	1395.8 to 1396.8 feet	Vertical Change	-.34	5 ft	5	REF		
41790	1445.7 to 1446.7 feet	Vertical Change	-.85	5 ft	5	SF	$75	$375

TOTAL COST FOR: S *side of* **WASHINGTON RD** *Starting at:* **KITES WAY** **$581,927.50**

Funding Source: TBD **Year to be Completed** TBD

Street Side	Run ID	Survey Street Name	Starting Street Name	End Street Name	Priority
N	1908230804	WASHINGTON RD	MAPLE ST	SHASTA CT	82

ID	Dist. from Corner	Barrier Type	As-is Measurement/Notes	Sidewalk Width	Qty	Unit	Cost	Total
47624	7.3 to 8.3 feet	Vertical Change	-.41	5 ft	5	LF	$75	$375
10781	8.5 to 29.5 feet	Cross Slope (PAR)	2.0-3.0%	5 ft	105	SF	$120	$12,600
47380	12.3 to 14.4 feet	Vertical Change	-.42	5 ft	11	REF		
55983	16.8 to 17.8 feet	Vertical Change	.38	5 ft	5	REF		
54076	17.3 to 18.3 feet	Vertical Change	-.25	5 ft	5	REF		
49160	21.2 to 22.2 feet	Vertical Change	-.36	5 ft	5	REF		
46012	24.7 to 25.7 feet	Vertical Change	-.48	5 ft	5	REF		
46465	29.8 to 30.8 feet	Vertical Change	-.46	5 ft	5	LF	$75	$375
10784	33.1 to 38.3 feet	Cross Slope (PAR)	2.0-3.0%	5 ft	26	SF	$120	$3,120
45304	38.6 to 39.6 feet	Vertical Change	-.51	5 ft	5	SF	$75	$375
48874	43.6 to 44.6 feet	Vertical Change	-.37	5 ft	5	LF	$75	$375
47381	47.8 to 48.8 feet	Vertical Change	-.42	5 ft	5	LF	$75	$375
48580	52.7 to 53.7 feet	Vertical Change	-.38	5 ft	5	LF	$75	$375
10785	57.6 to 68.3 feet	Cross Slope (PAR)	2.0-3.0%	5 ft	54	SF	$120	$6,420
50914	61.6 to 62.6 feet	Vertical Change	-.31	5 ft	5	REF		
10787	71.9 to 98.3 feet	Cross Slope (PAR)	2.0-3.0%	5 ft	132	SF	$120	$15,840
53211	72.2 to 73.2 feet	Vertical Change	-.27	5 ft	5	REF		
49161	77.4 to 78.4 feet	Vertical Change	-.36	5 ft	5	REF		
51824	82.4 to 83.4 feet	Vertical Change	-.3	5 ft	5	REF		
48875	92.4 to 93.4 feet	Vertical Change	-.37	5 ft	5	REF		
48876	97.4 to 98.4 feet	Vertical Change	-.37	5 ft	5	REF		
53750	112.7 to 113.7 feet	Vertical Change	-.26	5 ft	5	REF		
10792	112.8 to 115.3 feet	Cross Slope (PAR)	2.0-3.0%	5 ft	13	SF	$120	$1,500
48306	117.6 to 118.6 feet	Vertical Change	-.39	5 ft	5	LF	$75	$375
10793	122.3 to 127.4 feet	Cross Slope (PAR)	2.0-3.0%	5 ft	26	SF	$120	$3,060
53212	122.9 to 123.9 feet	Vertical Change	-.27	5 ft	5	REF		
53751	127.9 to 128.9 feet	Vertical Change	-.26	5 ft	5	LF	$75	$375
48307	132.8 to 133.8 feet	Vertical Change	-.39	5 ft	5	LF	$75	$375

Funding Source: TBD **Year to be Completed** TBD

Street Side	Run ID	Survey Street Name	Starting Street Name	End Street Name	Priority
N	1908230804	WASHINGTON RD	MAPLE ST	SHASTA CT	82

ID	Dist. from Corner	Barrier Type	As-is Measurement/Notes	Sidewalk Width	Qty	Unit	Cost	Total
48877	137.9 to 138.9 feet	Vertical Change	-.37	5 ft	5	LF	$75	$375
10794	142.6 to 160.6 feet	Cross Slope (PAR)	2.0-3.0%	5 ft	90	SF	$120	$10,800
47382	142.8 to 143.8 feet	Vertical Change	-.42	5 ft	5	REF		
51825	147.8 to 148.8 feet	Vertical Change	-.3	5 ft	5	REF		
49477	157.8 to 158.8 feet	Vertical Change	-.35	5 ft	5	REF		
49162	163.1 to 164.1 feet	Vertical Change	-.36	5 ft	5	REF		
10795	163.3 to 166.3 feet	Cross Slope (PAR)	2.0-3.0%	5 ft	15	SF	$120	$1,800
52254	168.0 to 169.0 feet	Vertical Change	-.29	5 ft	5	LF	$75	$375
10796	170.2 to 179.8 feet	Cross Slope (PAR)	2.0-3.0%	5 ft	48	SF	$120	$5,760
50514	173.0 to 174.0 feet	Vertical Change	-.32	5 ft	5	REF		
50121	177.8 to 178.8 feet	Vertical Change	-.33	5 ft	5	REF		
52255	183.1 to 184.1 feet	Vertical Change	-.29	5 ft	5	LF	$75	$375
10797	186.3 to 209.6 feet	Cross Slope (PAR)	2.0-3.0%	5 ft	117	SF	$120	$13,980
48308	188.1 to 189.1 feet	Vertical Change	-.39	5 ft	5	REF		
48878	198.0 to 199.0 feet	Vertical Change	-.37	5 ft	5	REF		
52712	207.1 to 208.1 feet	Vertical Change	-.28	5 ft	5	REF		
56968	213.7 to 214.7 feet	Vertical Change	.56	5 ft	5	REF		
10800	214.7 to 251.6 feet	Cross Slope (PAR)	2.0-3.0%	5 ft	185	SF	$120	$22,140
45816	220.3 to 221.3 feet	Vertical Change	-.49	5 ft	5	REF		
49163	225.2 to 226.2 feet	Vertical Change	-.36	5 ft	5	REF		
48309	230.4 to 231.4 feet	Vertical Change	-.39	5 ft	5	REF		
47625	235.4 to 236.4 feet	Vertical Change	-.41	5 ft	5	REF		
53752	240.3 to 241.3 feet	Vertical Change	-.26	5 ft	5	REF		
48310	245.2 to 246.2 feet	Vertical Change	-.39	5 ft	5	REF		
10803	258.9 to 266.2 feet	Cross Slope (PAR)	2.0-3.0%	5 ft	37	SF	$120	$4,380
50515	265.5 to 266.5 feet	Vertical Change	-.32	5 ft	5	REF		
10804	270.0 to 271.8 feet	Cross Slope (PAR)	2.0-3.0%	5 ft	9	SF	$120	$1,080
52713	270.5 to 271.5 feet	Vertical Change	-.28	5 ft	5	REF		

Funding Source: TBD **Year to be Completed** TBD

Street Side	Run ID	Survey Street Name	Starting Street Name	End Street Name	Priority
N	1908230804	WASHINGTON RD	MAPLE ST	SHASTA CT	82

ID	Dist. from Corner	Barrier Type	As-is Measurement/Notes	Sidewalk Width	Qty	Unit	Cost	Total
10805	274.2 to 364.0 feet	Cross Slope (PAR)	2.0-3.0%	5 ft	449	SF	$120	**$53,880**
47383	275.3 to 276.3 feet	**Vertical Change**	-.42	5 ft	5	REF		
51826	285.5 to 286.5 feet	**Vertical Change**	-.3	5 ft	5	REF		
53213	290.5 to 291.5 feet	**Vertical Change**	-.27	5 ft	5	REF		
52256	300.7 to 301.7 feet	**Vertical Change**	-.29	5 ft	5	REF		
49164	305.7 to 306.7 feet	**Vertical Change**	-.36	5 ft	5	REF		
50516	310.9 to 311.9 feet	**Vertical Change**	-.32	5 ft	5	REF		
48581	315.9 to 316.9 feet	**Vertical Change**	-.38	5 ft	5	REF		
41324	323.6 to 324.6 feet	**Vertical Change**	-1.48	5 ft	5	REF		
57466	323.6 to 324.6 feet	**Vertical Change**	1.47	5 ft	5	REF		
54077	326.1 to 327.1 feet	**Vertical Change**	-.25	5 ft	5	REF		
49165	345.9 to 346.9 feet	**Vertical Change**	-.36	5 ft	5	REF		
50122	356.1 to 357.1 feet	**Vertical Change**	-.33	5 ft	5	REF		
49166	366.1 to 367.1 feet	**Vertical Change**	-.36	5 ft	5	REF		
10816	366.1 to 383.6 feet	Cross Slope (PAR)	2.0-3.0%	5 ft	88	SF	$120	**$10,500**
49478	371.5 to 372.5 feet	**Vertical Change**	-.35	5 ft	5	REF		
47137	376.4 to 377.4 feet	**Vertical Change**	-.43	5 ft	5	REF		
46013	381.6 to 382.6 feet	**Vertical Change**	-.48	5 ft	5	REF		
10818	385.9 to 471.8 feet	Cross Slope (PAR)	2.0-3.0%	5 ft	430	SF	$120	**$51,540**
44917	386.6 to 387.6 feet	**Vertical Change**	-.53	5 ft	5	REF		
46230	392.2 to 393.2 feet	**Vertical Change**	-.47	5 ft	5	REF		
45305	397.0 to 398.0 feet	**Vertical Change**	-.51	5 ft	5	REF		
49167	407.5 to 408.5 feet	**Vertical Change**	-.36	5 ft	5	REF		
48311	412.8 to 413.8 feet	**Vertical Change**	-.39	5 ft	5	REF		
49805	417.7 to 418.7 feet	**Vertical Change**	-.34	5 ft	5	REF		
48312	423.0 to 424.0 feet	**Vertical Change**	-.39	5 ft	5	REF		
52714	427.9 to 428.9 feet	**Vertical Change**	-.28	5 ft	5	REF		
48582	433.8 to 434.8 feet	**Vertical Change**	-.38	5 ft	5	REF		

Funding Source: TBD **Year to be Completed** TBD

Street Side	Run ID	Survey Street Name	Starting Street Name	End Street Name	Priority
N	1908230804	WASHINGTON RD	MAPLE ST	SHASTA CT	82

ID	Dist. from Corner	Barrier Type	As-is Measurement/Notes	Sidewalk Width	Qty	Unit	Cost	Total
50123	438.7 to 439.7 feet	Vertical Change	-.33	5 ft	5	REF		
51827	444.1 to 445.1 feet	Vertical Change	-.3	5 ft	5	REF		
49806	449.1 to 450.1 feet	Vertical Change	-.34	5 ft	5	REF		
49168	454.3 to 455.3 feet	Vertical Change	-.36	5 ft	5	REF		
52715	464.6 to 465.6 feet	Vertical Change	-.28	5 ft	5	REF		
53753	469.5 to 470.5 feet	Vertical Change	-.26	5 ft	5	REF		
10828	476.6 to 479.8 feet	Cross Slope (PAR)	2.0-3.0%	5 ft	16	SF	$120	**$1,920**
54078	479.8 to 480.8 feet	Vertical Change	-.25	5 ft	5	REF		
49807	501.1 to 502.1 feet	Vertical Change	-.34	5 ft	5	LF	$75	**$375**
53214	506.4 to 507.4 feet	Vertical Change	-.27	5 ft	5	LF	$75	**$375**
49808	511.4 to 512.4 feet	Vertical Change	-.34	5 ft	5	LF	$75	**$375**
50915	516.7 to 517.7 feet	Vertical Change	-.31	5 ft	5	REF		
10829	517.5 to 522.3 feet	Cross Slope (PAR)	2.0-3.0%	5 ft	24	SF	$120	**$2,880**
51828	521.5 to 522.5 feet	Vertical Change	-.3	5 ft	5	REF		
10830	525.7 to 575.4 feet	Cross Slope (PAR)	2.0-3.0%	5 ft	248	SF	$120	**$29,820**
52716	532.1 to 533.1 feet	Vertical Change	-.28	5 ft	5	REF		
49809	537.2 to 538.2 feet	Vertical Change	-.34	5 ft	5	REF		
49810	547.3 to 548.3 feet	Vertical Change	-.34	5 ft	5	REF		
48036	552.3 to 553.3 feet	Vertical Change	-.4	5 ft	5	REF		
43771	557.6 to 558.6 feet	Vertical Change	-.59	5 ft	5	REF		
49479	562.6 to 563.6 feet	Vertical Change	-.35	5 ft	5	REF		
47384	573.0 to 574.0 feet	Vertical Change	-.42	5 ft	5	REF		
46913	578.2 to 579.2 feet	Vertical Change	-.44	5 ft	5	LF	$75	**$375**
45817	583.1 to 584.1 feet	Vertical Change	-.49	5 ft	5	LF	$75	**$375**
48313	588.2 to 589.2 feet	Vertical Change	-.39	5 ft	5	LF	$75	**$375**
46686	593.2 to 594.2 feet	Vertical Change	-.45	5 ft	5	LF	$75	**$375**
49480	603.1 to 604.1 feet	Vertical Change	-.35	5 ft	5	LF	$75	**$375**
50517	613.2 to 614.2 feet	Vertical Change	-.32	5 ft	5	REF		

Funding Source: TBD **Year to be Completed** TBD

Street Side	Run ID	Survey Street Name	Starting Street Name	End Street Name	Priority
N	1908230804	WASHINGTON RD	MAPLE ST	SHASTA CT	82

ID	Dist. from Corner	Barrier Type	As-is Measurement/Notes	Sidewalk Width	Qty	Unit	Cost	Total
10834	614.1 to 623.4 feet	Cross Slope (PAR)	2.0-3.0%	5 ft	47	SF	$120	**$5,580**
46466	618.6 to 619.6 feet	**Vertical Change**	-.46	5 ft	5	REF		
46914	623.6 to 624.6 feet	**Vertical Change**	-.44	5 ft	5	LF	$75	**$375**
48583	628.8 to 629.8 feet	**Vertical Change**	-.38	5 ft	5	LF	$75	**$375**
49169	633.9 to 634.9 feet	**Vertical Change**	-.36	5 ft	5	LF	$75	**$375**
50518	638.9 to 639.9 feet	**Vertical Change**	-.32	5 ft	5	LF	$75	**$375**
49170	643.9 to 644.9 feet	**Vertical Change**	-.36	5 ft	5	LF	$75	**$375**
10835	645.6 to 650.5 feet	Cross Slope (PAR)	2.0-3.0%	5 ft	25	SF	$120	**$2,940**
50519	648.9 to 649.9 feet	**Vertical Change**	-.32	5 ft	5	REF		
48037	654.2 to 655.2 feet	**Vertical Change**	-.4	5 ft	5	LF	$75	**$375**
52717	659.9 to 660.9 feet	**Vertical Change**	-.28	5 ft	5	LF	$75	**$375**
47626	664.8 to 665.8 feet	**Vertical Change**	-.41	5 ft	5	LF	$75	**$375**
10836	669.7 to 723.6 feet	Cross Slope (PAR)	2.0-3.0%	5 ft	270	SF	$120	**$32,340**
49811	669.9 to 670.9 feet	**Vertical Change**	-.34	5 ft	5	REF		
48314	674.8 to 675.8 feet	**Vertical Change**	-.39	5 ft	5	REF		
52718	680.2 to 681.2 feet	**Vertical Change**	-.28	5 ft	5	REF		
48584	684.9 to 685.9 feet	**Vertical Change**	-.38	5 ft	5	REF		
47138	693.8 to 694.8 feet	**Vertical Change**	-.43	5 ft	5	REF		
53754	706.5 to 707.5 feet	**Vertical Change**	-.26	5 ft	5	REF		
47627	710.4 to 711.4 feet	**Vertical Change**	-.41	5 ft	5	REF		
54079	715.4 to 716.4 feet	**Vertical Change**	-.25	5 ft	5	REF		
50520	720.8 to 721.8 feet	**Vertical Change**	-.32	5 ft	5	REF		
50124	725.8 to 726.8 feet	**Vertical Change**	-.33	5 ft	5	LF	$75	**$375**
54147	733.2 to 734.2 feet	**Vertical Change**	.26	5 ft	5	LF	$75	**$375**
10840	735.3 to 739.0 feet	Cross Slope (PAR)	2.0-3.0%	5 ft	19	SF	$120	**$2,220**
45818	737.3 to 738.3 feet	**Vertical Change**	-.49	5 ft	5	REF		
47628	741.3 to 742.3 feet	**Vertical Change**	-.41	5 ft	5	LF	$75	**$375**
50521	749.5 to 750.5 feet	**Vertical Change**	-.32	5 ft	5	LF	$75	**$375**

Funding Source: TBD **Year to be Completed** TBD

Street Side	Run ID	Survey Street Name	Starting Street Name	End Street Name	Priority
N	1908230804	WASHINGTON RD	MAPLE ST	SHASTA CT	82

ID	Dist. from Corner	Barrier Type	As-is Measurement/Notes	Sidewalk Width	Qty	Unit	Cost	Total
48315	753.1 to 754.1 feet	Vertical Change	-.39	5 ft	5	LF	$75	**$375**
53215	758.2 to 759.2 feet	Vertical Change	-.27	5 ft	5	LF	$75	**$375**
10841	759.8 to 811.7 feet	Cross Slope (PAR)	2.0-3.0%	5 ft	260	SF	$120	**$31,140**
49481	777.6 to 778.6 feet	Vertical Change	-.35	5 ft	5	REF		
46915	782.4 to 783.4 feet	Vertical Change	-.44	5 ft	5	REF		
48316	787.6 to 788.6 feet	Vertical Change	-.39	5 ft	5	REF		
48038	792.5 to 793.5 feet	Vertical Change	-.4	5 ft	5	REF		
47385	797.5 to 798.5 feet	Vertical Change	-.42	5 ft	5	REF		
47139	800.7 to 801.7 feet	Vertical Change	-.43	5 ft	5	REF		
48317	804.5 to 806.7 feet	Vertical Change	-.39	5 ft	11	REF		
49812	810.5 to 811.5 feet	Vertical Change	-.34	5 ft	5	REF		

TOTAL COST FOR: N *side of* **WASHINGTON RD** *Starting at:* **MAPLE ST** **$339,990.00**

Funding Source: TBD **Year to be Completed** TBD

Street Side	Run ID	Survey Street Name	Starting Street Name	End Street Name	Priority
N	1908221332	WASHINGTON RD	ROBERTSON BLVD	1520 ROBERTSON RD	118

ID	Dist. from Corner	Barrier Type	As-is Measurement/Notes	Sidewalk Width	Qty	Unit	Cost	Total
7990	0.0 to 23.0 feet	Cross Slope (PAR)	3.0-4.0%	5 ft	115	SF	$120	**$13,800**
50411	0.2 to 1.2 feet	**Vertical Change**	-.32	5 ft	5	REF		
49092	5.2 to 6.2 feet	**Vertical Change**	-.36	5 ft	5	REF		
50041	10.8 to 11.8 feet	**Vertical Change**	-.33	5 ft	5	REF		
50795	16.0 to 17.0 feet	**Vertical Change**	-.31	5 ft	5	REF		
7993	23.0 to 26.5 feet	Cross Slope (PAR)	2.0-3.0%	5 ft	18	SF	$120	**$2,100**
51698	26.0 to 27.0 feet	**Vertical Change**	-.3	5 ft	5	REF		
44683	49.5 to 50.5 feet	**Vertical Change**	-.54	5 ft	5	SF	$75	**$375**
44	58.4 to 59.4 feet	**Continuous Width**		5 ft	5	SF	$120	**$600**
7994	58.9 to 62.0 feet	Cross Slope (PAR)	2.0-3.0%	5 ft	16	SF	$120	**$1,860**
7996	62.0 to 74.3 feet	Cross Slope (PAR)	4.0-5.0%	5 ft	62	SF	$120	**$7,380**
45050	65.7 to 66.7 feet	**Vertical Change**	-.52	5 ft	5	REF		
8001	74.3 to 75.4 feet	Cross Slope (PAR)	2.0-3.0%	5 ft	6	SF	$120	**$660**
51699	75.5 to 76.5 feet	**Vertical Change**	-.3	5 ft	5	LF	$75	**$375**
45	83.7 to 84.7 feet	**Continuous Width**		5 ft	5	SF	$120	**$600**
53090	85.1 to 86.1 feet	**Vertical Change**	-.27	5 ft	5	LF	$75	**$375**
8002	92.0 to 103.0 feet	Cross Slope (PAR)	2.0-3.0%	5 ft	55	SF	$120	**$6,600**
8005	125.3 to 137.4 feet	Cross Slope (PAR)	2.0-3.0%	5 ft	61	SF	$120	**$7,260**
43410	125.5 to 126.5 feet	**Vertical Change**	-.61	5 ft	5	REF		
58258	132.2 to 158.6 feet	Driveway				REF		
42486	137.4 to 138.4 feet	**Vertical Change**	-.69	5 ft	5	REF		
8007	140.7 to 150.0 feet	**Cross Slope (Driveway)**	10.0-11.0%	5 ft	47	SF	$40	**$1,860**
49713	147.8 to 148.8 feet	**Vertical Change**	-.34	5 ft	5	REF		
8010	150.0 to 155.8 feet	**Cross Slope (Driveway)**	8.0-9.0%	5 ft	29	SF	$40	**$1,160**
50412	152.0 to 153.0 feet	**Vertical Change**	-.32	5 ft	5	REF		
8013	158.0 to 159.3 feet	**Cross Slope (Driveway)**	4.0-5.0%	5 ft	7	SF	$40	**$260**
53091	158.4 to 159.4 feet	**Vertical Change**	-.27	5 ft	5	REF		
46	160.1 to 161.1 feet	**Continuous Width**		5 ft	5	SF	$120	**$600**

Funding Source: TBD **Year to be Completed** TBD

Street Side	Run ID	Survey Street Name	Starting Street Name	End Street Name	Priority
N	1908221332	WASHINGTON RD	ROBERTSON BLVD	1520 ROBERTSON RD	118

ID	Dist. from Corner	Barrier Type	As-is Measurement/Notes	Sidewalk Width	Qty	Unit	Cost	Total
TOTAL COST FOR:	**N**	*side of* **WASHINGTON RD**	*Starting at:* **ROBERTSON BLVD**					**$45,865.00**

Funding Source: TBD **Year to be Completed** TBD

Street Side	Run ID	Survey Street Name	Starting Street Name	End Street Name	Priority
N	1908230812	WASHINGTON RD	SANTA CRUZ BLVD	WASHINGTON RD	49.25

ID	Dist. from Corner	Barrier Type	As-is Measurement/Notes	Sidewalk Width	Qty	Unit	Cost	Total
10935	9.9 to 13.2 feet	Cross Slope (PAR)	2.0-3.0%	5 ft	17	SF	$120	**$1,980**
10937	13.2 to 22.3 feet	Cross Slope (PAR)	4.0-5.0%	5 ft	46	SF	$120	**$5,460**
10939	22.3 to 24.3 feet	Cross Slope (PAR)	2.0-3.0%	5 ft	10	SF	$120	**$1,200**
48044	23.5 to 24.5 feet	Vertical Change	-.4	5 ft	5	REF		
50130	41.1 to 42.1 feet	Vertical Change	-.33	5 ft	5	LF	$75	**$375**
46693	49.9 to 50.9 feet	Vertical Change	-.45	5 ft	5	LF	$75	**$375**
46234	59.2 to 60.2 feet	Vertical Change	-.47	5 ft	5	LF	$75	**$375**
50922	76.8 to 77.8 feet	Vertical Change	-.31	5 ft	5	LF	$75	**$375**
50923	85.7 to 86.7 feet	Vertical Change	-.31	5 ft	5	LF	$75	**$375**
48320	95.2 to 96.2 feet	Vertical Change	-.39	5 ft	5	LF	$75	**$375**
47633	113.9 to 114.9 feet	Vertical Change	-.41	5 ft	5	LF	$75	**$375**
44732	123.7 to 124.7 feet	Vertical Change	-.54	5 ft	5	SF	$75	**$375**
46235	134.1 to 135.1 feet	Vertical Change	-.47	5 ft	5	LF	$75	**$375**
46236	146.1 to 147.1 feet	Vertical Change	-.47	5 ft	5	LF	$75	**$375**
44510	152.5 to 153.5 feet	Vertical Change	-.55	5 ft	5	SF	$75	**$375**
45595	163.5 to 164.5 feet	Vertical Change	-.5	5 ft	5	SF	$75	**$375**
46694	173.2 to 174.2 feet	Vertical Change	-.45	5 ft	5	LF	$75	**$375**
10940	182.2 to 201.6 feet	Cross Slope (PAR)	2.0-3.0%	5 ft	97	SF	$120	**$11,640**
43622	182.6 to 183.6 feet	Vertical Change	-.6	5 ft	5	REF		
44295	192.6 to 193.6 feet	Vertical Change	-.56	5 ft	5	REF		
44922	202.0 to 203.0 feet	Vertical Change	-.53	5 ft	5	SF	$75	**$375**
44511	211.3 to 212.3 feet	Vertical Change	-.55	5 ft	5	SF	$75	**$375**
52727	220.9 to 221.9 feet	Vertical Change	-.28	5 ft	5	LF	$75	**$375**
43023	230.3 to 231.3 feet	Vertical Change	-.64	5 ft	5	REF		
44923	239.7 to 240.7 feet	Vertical Change	-.53	5 ft	5	REF		
42318	249.1 to 250.1 feet	Vertical Change	-.71	5 ft	5	REF		
10946	261.2 to 266.9 feet	Cross Slope (Driveway)	2.0-3.0%	5 ft	28	SF	$40	**$1,140**
46695	267.8 to 268.8 feet	Vertical Change	-.45	5 ft	5	REF		

Funding Source: TBD **Year to be Completed** TBD

Street Side	Run ID	Survey Street Name	Starting Street Name	End Street Name	Priority
N	1908230812	WASHINGTON RD	SANTA CRUZ BLVD	WASHINGTON RD	49.25

ID	Dist. from Corner	Barrier Type	As-is Measurement/Notes	Sidewalk Width	Qty	Unit	Cost	Total
46917	286.7 to 287.7 feet	Vertical Change	-.44	5 ft	5	REF		
58486	292.3 to 317.4 feet	Driveway				REF		
48321	296.2 to 297.2 feet	Vertical Change	-.39	5 ft	5	REF		
10947	301.8 to 313.9 feet	Cross Slope (Driveway)	8.0-9.0%	5 ft	60	SF	$40	**$2,420**
49175	307.5 to 308.5 feet	Vertical Change	-.36	5 ft	5	REF		
40336	313.0 to 314.9 feet	Running Slope	5.0-6.0%	5 ft	9	REF		
48045	324.8 to 325.8 feet	Vertical Change	-.4	5 ft	5	LF	$75	**$375**
50131	334.0 to 335.0 feet	Vertical Change	-.33	5 ft	5	LF	$75	**$375**
50924	343.2 to 344.2 feet	Vertical Change	-.31	5 ft	5	LF	$75	**$375**
49487	352.3 to 353.3 feet	Vertical Change	-.35	5 ft	5	REF		
10950	352.6 to 366.2 feet	Cross Slope (PAR)	2.0-3.0%	5 ft	68	SF	$120	**$8,160**
52258	361.1 to 362.1 feet	Vertical Change	-.29	5 ft	5	REF		

TOTAL COST FOR: N *side of* **WASHINGTON RD** *Starting at:* **SANTA CRUZ BLVD** **$39,125.00**

Funding Source: TBD **Year to be Completed** TBD

Street Side	Run ID	Survey Street Name	Starting Street Name	End Street Name	Priority
N	1908230810	WASHINGTON RD	SHASTA CT	SANTA CRUZ BLVD	44

ID	Dist. from Corner	Barrier Type	As-is Measurement/Notes	Sidewalk Width	Qty	Unit	Cost	Total
10901	0.0 to 20.7 feet	Cross Slope (PAR)	2.0-3.0%	5 ft	104	SF	$120	**$12,420**
47140	1.0 to 2.0 feet	**Vertical Change**	-.43	5 ft	5	REF		
41698	21.7 to 22.7 feet	**Vertical Change**	-.9	5 ft	5	SF	$75	**$375**
10902	28.6 to 32.8 feet	Cross Slope (PAR)	2.0-3.0%	5 ft	21	SF	$120	**$2,520**
10903	36.9 to 124.3 feet	Cross Slope (PAR)	2.0-3.0%	5 ft	437	SF	$120	**$52,440**
52724	49.7 to 50.7 feet	**Vertical Change**	-.28	5 ft	5	REF		
53756	62.1 to 63.1 feet	**Vertical Change**	-.26	5 ft	5	REF		
51831	69.5 to 70.5 feet	**Vertical Change**	-.3	5 ft	5	REF		
52725	78.3 to 79.3 feet	**Vertical Change**	-.28	5 ft	5	REF		
52726	105.2 to 106.2 feet	**Vertical Change**	-.28	5 ft	5	REF		
10908	127.9 to 214.4 feet	Cross Slope (PAR)	2.0-3.0%	5 ft	433	SF	$120	**$51,900**
53757	133.0 to 134.0 feet	**Vertical Change**	-.26	5 ft	5	REF		
48039	142.0 to 143.0 feet	**Vertical Change**	-.4	5 ft	5	REF		
54083	160.2 to 161.2 feet	**Vertical Change**	-.25	5 ft	5	REF		
49484	169.2 to 170.2 feet	**Vertical Change**	-.35	5 ft	5	REF		
48318	178.1 to 179.1 feet	**Vertical Change**	-.39	5 ft	5	REF		
50526	187.2 to 188.2 feet	**Vertical Change**	-.32	5 ft	5	REF		
48585	196.4 to 197.4 feet	**Vertical Change**	-.38	5 ft	5	REF		
44731	214.7 to 215.7 feet	**Vertical Change**	-.54	5 ft	5	SF	$75	**$375**
47631	223.7 to 224.7 feet	**Vertical Change**	-.41	5 ft	5	LF	$75	**$375**
10915	227.4 to 336.1 feet	Cross Slope (PAR)	2.0-3.0%	5 ft	544	SF	$120	**$65,220**
46688	232.8 to 233.8 feet	**Vertical Change**	-.45	5 ft	5	REF		
50126	251.2 to 252.2 feet	**Vertical Change**	-.33	5 ft	5	REF		
50127	260.3 to 261.3 feet	**Vertical Change**	-.33	5 ft	5	REF		
45104	269.4 to 270.4 feet	**Vertical Change**	-.52	5 ft	5	REF		
46233	287.7 to 288.7 feet	**Vertical Change**	-.47	5 ft	5	REF		
47632	296.6 to 297.6 feet	**Vertical Change**	-.41	5 ft	5	REF		
46689	306.5 to 307.5 feet	**Vertical Change**	-.45	5 ft	5	REF		

Funding Source: TBD **Year to be Completed** TBD

Street Side	Run ID	Survey Street Name	Starting Street Name	End Street Name	Priority
N	1908230810	WASHINGTON RD	SHASTA CT	SANTA CRUZ BLVD	44

ID	Dist. from Corner	Barrier Type	As-is Measurement/Notes	Sidewalk Width	Qty	Unit	Cost	Total
49172	324.9 to 325.9 feet	Vertical Change	-.36	5 ft	5	REF		
43620	333.9 to 334.9 feet	Vertical Change	-.6	5 ft	5	REF		
10921	336.1 to 363.4 feet	Cross Slope (PAR)	4.0-5.0%	5 ft	137	SF	$120	**$16,380**
46014	342.1 to 343.1 feet	Vertical Change	-.48	5 ft	5	REF		
44114	360.2 to 361.2 feet	Vertical Change	-.57	5 ft	5	REF		
10923	363.4 to 477.8 feet	Cross Slope (PAR)	2.0-3.0%	5 ft	572	SF	$120	**$68,640**
50128	369.3 to 370.3 feet	Vertical Change	-.33	5 ft	5	REF		
44115	378.4 to 379.4 feet	Vertical Change	-.57	5 ft	5	REF		
51832	396.4 to 397.4 feet	Vertical Change	-.3	5 ft	5	REF		
50921	405.7 to 406.7 feet	Vertical Change	-.31	5 ft	5	REF		
46690	414.8 to 415.8 feet	Vertical Change	-.45	5 ft	5	REF		
48040	433.1 to 434.1 feet	Vertical Change	-.4	5 ft	5	REF		
44919	441.7 to 442.7 feet	Vertical Change	-.53	5 ft	5	REF		
43621	450.6 to 451.6 feet	Vertical Change	-.6	5 ft	5	REF		
49173	468.9 to 469.9 feet	Vertical Change	-.36	5 ft	5	REF		
50129	477.6 to 478.6 feet	Vertical Change	-.33	5 ft	5	REF		
10928	486.7 to 530.7 feet	Cross Slope (PAR)	2.0-3.0%	5 ft	220	SF	$120	**$26,400**
44920	487.0 to 488.0 feet	Vertical Change	-.53	5 ft	5	REF		
45105	504.9 to 505.9 feet	Vertical Change	-.52	5 ft	5	REF		
48041	514.0 to 515.0 feet	Vertical Change	-.4	5 ft	5	REF		
48886	522.9 to 523.9 feet	Vertical Change	-.37	5 ft	5	REF		
53758	541.2 to 542.2 feet	Vertical Change	-.26	5 ft	5	LF	$75	**$375**
54148	541.2 to 542.2 feet	Vertical Change	.26	5 ft	5	LF	$75	**$375**
45106	550.5 to 551.5 feet	Vertical Change	-.52	5 ft	5	SF	$75	**$375**
51833	559.2 to 560.2 feet	Vertical Change	-.3	5 ft	5	LF	$75	**$375**
49174	577.3 to 578.3 feet	Vertical Change	-.36	5 ft	5	LF	$75	**$375**
48042	586.4 to 587.4 feet	Vertical Change	-.4	5 ft	5	LF	$75	**$375**
47388	595.5 to 596.5 feet	Vertical Change	-.42	5 ft	5	LF	$75	**$375**

Funding Source: TBD **Year to be Completed** TBD

Street Side	Run ID	Survey Street Name	Starting Street Name	End Street Name	Priority
N	1908230810	WASHINGTON RD	SHASTA CT	SANTA CRUZ BLVD	44

ID	Dist. from Corner	Barrier Type	As-is Measurement/Notes	Sidewalk Width	Qty	Unit	Cost	Total
10931	622.0 to 629.3 feet	Cross Slope (PAR)	2.0-3.0%	5 ft	36	SF	$120	**$4,380**
51834	622.2 to 623.2 feet	**Vertical Change**	-.3	5 ft	5	REF		
53216	627.9 to 631.9 feet	**Vertical Change**	-.27	5 ft	20	REF		
48319	648.3 to 649.3 feet	**Vertical Change**	-.39	5 ft	5	LF	$75	**$375**
51835	657.2 to 658.2 feet	**Vertical Change**	-.3	5 ft	5	LF	$75	**$375**
10932	664.3 to 667.2 feet	Cross Slope (PAR)	2.0-3.0%	5 ft	15	SF	$120	**$1,740**
46691	730.3 to 731.3 feet	**Vertical Change**	-.45	5 ft	5	LF	$75	**$375**
49486	758.0 to 759.0 feet	**Vertical Change**	-.35	5 ft	5	LF	$75	**$375**
10933	760.0 to 819.0 feet	Cross Slope (PAR)	2.0-3.0%	5 ft	295	SF	$120	**$35,400**
50527	766.9 to 767.9 feet	**Vertical Change**	-.32	5 ft	5	REF		
46692	775.9 to 776.9 feet	**Vertical Change**	-.45	5 ft	5	REF		
44294	793.9 to 794.9 feet	**Vertical Change**	-.56	5 ft	5	REF		
44921	802.9 to 803.9 feet	**Vertical Change**	-.53	5 ft	5	REF		
43297	812.2 to 813.2 feet	**Vertical Change**	-.62	5 ft	5	REF		
48887	820.4 to 821.4 feet	**Vertical Change**	-.37	5 ft	5	LF	$75	**$375**
48043	826.8 to 827.8 feet	**Vertical Change**	-.4	5 ft	5	LF	$75	**$375**

TOTAL COST FOR: N *side of* **WASHINGTON RD** *Starting at:* **SHASTA CT** **$343,440.00**

Funding Source: TBD **Year to be Completed** TBD

Street Side	Run ID	Survey Street Name	Starting Street Name	End Street Name	Priority
N	1908221340	WASHINGTON RD	SIDEWALK BEGINS	MAPLE ST	82

ID	Dist. from Corner	Barrier Type	As-is Measurement/Notes	Sidewalk Width	Qty	Unit	Cost	Total
8045	5.8 to 11.4 feet	Cross Slope (PAR)	2.0-3.0%	5 ft	28	SF	$120	**$3,360**
48807	6.4 to 7.4 feet	**Vertical Change**	-.37	5 ft	5	REF		
50796	11.1 to 12.1 feet	**Vertical Change**	-.31	5 ft	5	REF		
50414	16.2 to 17.2 feet	**Vertical Change**	-.32	5 ft	5	LF	$75	**$375**
8046	18.4 to 34.3 feet	Cross Slope (PAR)	2.0-3.0%	5 ft	79	SF	$120	**$9,540**
8048	37.8 to 66.5 feet	Cross Slope (PAR)	2.0-3.0%	5 ft	144	SF	$120	**$17,220**
41545	42.6 to 43.6 feet	**Vertical Change**	-1.03	5 ft	5	REF		
47093	64.0 to 65.0 feet	**Vertical Change**	-.43	5 ft	5	REF		
8049	74.1 to 75.2 feet	Cross Slope (PAR)	2.0-3.0%	5 ft	6	SF	$120	**$660**
45756	74.7 to 75.7 feet	**Vertical Change**	-.49	5 ft	5	REF		
8050	79.4 to 88.7 feet	Cross Slope (PAR)	2.0-3.0%	5 ft	46	SF	$120	**$5,580**
50797	85.1 to 86.1 feet	**Vertical Change**	-.31	5 ft	5	REF		
8051	91.2 to 99.8 feet	Cross Slope (PAR)	2.0-3.0%	5 ft	43	SF	$120	**$5,160**
8052	103.4 to 108.7 feet	Cross Slope (PAR)	2.0-3.0%	5 ft	27	SF	$120	**$3,180**
50042	106.7 to 107.7 feet	**Vertical Change**	-.33	5 ft	5	REF		
52594	117.4 to 118.4 feet	**Vertical Change**	-.28	5 ft	5	LF	$75	**$375**
49391	128.4 to 129.4 feet	**Vertical Change**	-.35	5 ft	5	REF		
8053	128.9 to 134.6 feet	Cross Slope (PAR)	2.0-3.0%	5 ft	29	SF	$120	**$3,420**
8054	137.6 to 152.7 feet	Cross Slope (PAR)	2.0-3.0%	5 ft	75	SF	$120	**$9,060**
48230	139.3 to 145.3 feet	**Vertical Change**	-.39	5 ft	30	REF		
53095	162.7 to 163.7 feet	**Vertical Change**	-.27	5 ft	5	LF	$75	**$375**
8056	165.3 to 176.2 feet	Cross Slope (PAR)	2.0-3.0%	5 ft	55	SF	$120	**$6,540**
50043	173.3 to 174.3 feet	**Vertical Change**	-.33	5 ft	5	REF		
51703	194.5 to 195.5 feet	**Vertical Change**	-.3	5 ft	5	LF	$75	**$375**
49392	205.0 to 206.0 feet	**Vertical Change**	-.35	5 ft	5	LF	$75	**$375**
52595	246.1 to 247.1 feet	**Vertical Change**	-.28	5 ft	5	LF	$75	**$375**
50044	256.4 to 257.4 feet	**Vertical Change**	-.33	5 ft	5	LF	$75	**$375**
8058	265.4 to 276.6 feet	Cross Slope (PAR)	2.0-3.0%	5 ft	56	SF	$120	**$6,720**

Funding Source: TBD **Year to be Completed** TBD

Street Side	Run ID	Survey Street Name	Starting Street Name	End Street Name	Priority
N	1908221340	WASHINGTON RD	SIDEWALK BEGINS	MAPLE ST	82

ID	Dist. from Corner	Barrier Type	As-is Measurement/Notes	Sidewalk Width	Qty	Unit	Cost	Total
47094	275.3 to 276.3 feet	Vertical Change	-.43	5 ft	5	REF		
47983	279.5 to 280.5 feet	Vertical Change	-.4	5 ft	5	LF	$75	**$375**
45253	284.0 to 285.0 feet	Vertical Change	-.51	5 ft	5	SF	$75	**$375**
52596	287.5 to 288.5 feet	Vertical Change	-.28	5 ft	5	LF	$75	**$375**
54162	289.2 to 290.2 feet	Vertical Change	.29	5 ft	5	LF	$75	**$375**
8059	293.8 to 313.3 feet	Cross Slope (PAR)	2.0-3.0%	5 ft	98	SF	$120	**$11,700**
53638	296.1 to 297.1 feet	Vertical Change	-.26	5 ft	5	REF		
53639	305.3 to 306.3 feet	Vertical Change	-.26	5 ft	5	REF		
51704	310.6 to 311.6 feet	Vertical Change	-.3	5 ft	5	REF		

TOTAL COST FOR: N *side of* **WASHINGTON RD** *Starting at:* **SIDEWALK BEGINS** **$86,265.00**

Funding Source: TBD **Year to be Completed** TBD

Street Side	Run ID	Survey Street Name	Starting Street Name	End Street Name	Priority
W	1908231023	WILLOW CT	COTTONWOOD DR	COTTONWOOD DR	84.25

ID	Dist. from Corner	Barrier Type	As-is Measurement/Notes	Sidewalk Width	Qty	Unit	Cost	Total
13760	5.7 to 15.3 feet	Cross Slope (PAR)	2.0-3.0%	5 ft	48	SF	$120	**$5,760**
41542	7.5 to 8.5 feet	Vertical Change	-1.04	5 ft	5	REF		
58732	19.1 to 43.7 feet	Driveway				REF		
50217	20.1 to 23.1 feet	Vertical Change	-.33	5 ft	15	REF		
42844	24.1 to 25.1 feet	Vertical Change	-.66	5 ft	5	REF		
42441	28.1 to 29.1 feet	Vertical Change	-.7	5 ft	5	REF		
43508	33.8 to 34.8 feet	Vertical Change	-.61	5 ft	5	REF		
49876	38.7 to 40.6 feet	Vertical Change	-.34	5 ft	9	REF		
13761	38.7 to 41.3 feet	Cross Slope (Driveway)	2.0-3.0%	5 ft	13	SF	$40	**$520**
13763	41.3 to 43.5 feet	Cross Slope (Driveway)	4.0-5.0%	5 ft	11	SF	$40	**$440**
56937	43.2 to 44.2 feet	Vertical Change	.53	5 ft	5	REF		
13764	44.4 to 45.4 feet	Cross Slope (Driveway)	2.0-3.0%	5 ft	5	SF	$40	**$200**
48373	46.0 to 47.0 feet	Vertical Change	-.39	5 ft	5	LF	$75	**$375**
58733	48.7 to 73.3 feet	Driveway				REF		
43996	54.5 to 55.5 feet	Vertical Change	-.58	5 ft	5	REF		
13765	58.2 to 59.8 feet	Cross Slope (Driveway)	6.0-7.0%	5 ft	8	SF	$40	**$320**
47448	59.8 to 60.8 feet	Vertical Change	-.42	5 ft	5	REF		
13766	59.8 to 71.5 feet	Cross Slope (Driveway)	5.0-6.0%	5 ft	59	SF	$40	**$2,340**
43205	65.0 to 66.0 feet	Vertical Change	-.63	5 ft	5	REF		
51905	70.2 to 71.2 feet	Vertical Change	-.3	5 ft	5	REF		
13770	71.5 to 72.9 feet	Cross Slope (Driveway)	6.0-7.0%	5 ft	7	SF	$40	**$280**
13771	72.9 to 74.1 feet	Cross Slope (Driveway)	5.0-6.0%	5 ft	6	SF	$40	**$240**
45862	75.2 to 76.2 feet	Vertical Change	-.49	5 ft	5	REF		
13772	75.7 to 82.8 feet	Cross Slope (PAR)	2.0-3.0%	5 ft	36	SF	$120	**$4,260**
43677	84.4 to 85.4 feet	Vertical Change	-.6	5 ft	5	SF	$75	**$375**
13774	90.7 to 95.7 feet	Cross Slope (PAR)	2.0-3.0%	5 ft	25	SF	$120	**$3,000**
49554	91.9 to 92.9 feet	Vertical Change	-.35	5 ft	5	REF		
52795	99.8 to 100.8 feet	Vertical Change	-.28	5 ft	5	LF	$75	**$375**

Funding Source: TBD **Year to be Completed** TBD

Street Side	Run ID	Survey Street Name	Starting Street Name	End Street Name	Priority
W	1908231023	WILLOW CT	COTTONWOOD DR	COTTONWOOD DR	84.25

ID	Dist. from Corner	Barrier Type	As-is Measurement/Notes	Sidewalk Width	Qty	Unit	Cost	Total
45863	108.2 to 109.2 feet	Vertical Change	-.49	5 ft	5	LF	$75	$375
42845	116.4 to 117.4 feet	Vertical Change	-.66	5 ft	5	SF	$75	$375
58734	123.3 to 152.8 feet	Driveway				REF		
42635	130.7 to 131.7 feet	Vertical Change	-.68	5 ft	5	REF		
13775	135.0 to 144.1 feet	Cross Slope (Driveway)	4.0-5.0%	5 ft	46	SF	$40	$1,820
42523	136.7 to 137.7 feet	Vertical Change	-.69	5 ft	5	REF		
45366	142.6 to 143.6 feet	Vertical Change	-.51	5 ft	5	REF		
13779	144.1 to 151.5 feet	Cross Slope (Driveway)	6.0-7.0%	5 ft	37	SF	$40	$1,480
44986	154.4 to 155.4 feet	Vertical Change	-.53	5 ft	5	SF	$75	$375
58735	164.7 to 191.3 feet	Driveway				REF		
49877	170.1 to 171.1 feet	Vertical Change	-.34	5 ft	5	REF		
13782	173.8 to 189.4 feet	Cross Slope (Driveway)	9.0-10.0%	5 ft	78	SF	$40	$3,120
41461	181.8 to 182.8 feet	Vertical Change	-1.14	5 ft	5	REF		
40382	189.3 to 190.3 feet	Running Slope	7.0-8.0%	5 ft	5	REF		
43509	192.3 to 193.3 feet	Vertical Change	-.61	5 ft	5	SF	$75	$375
58736	194.9 to 221.5 feet	Driveway				REF		
43510	201.2 to 202.2 feet	Vertical Change	-.61	5 ft	5	REF		
13784	204.5 to 220.5 feet	Cross Slope (Driveway)	9.0-10.0%	5 ft	80	SF	$40	$3,200
42069	211.8 to 212.8 feet	Vertical Change	-.76	5 ft	5	REF		
40383	219.1 to 220.7 feet	Running Slope	6.0-7.0%	5 ft	8	REF		
43350	222.6 to 223.6 feet	Vertical Change	-.62	5 ft	5	SF	$75	$375
43997	233.5 to 234.5 feet	Vertical Change	-.58	5 ft	5	SF	$75	$375
13786	241.1 to 243.5 feet	Cross Slope (PAR)	2.0-3.0%	5 ft	12	SF	$120	$1,440
43077	244.9 to 245.9 feet	Vertical Change	-.64	5 ft	5	SF	$75	$375
13787	247.2 to 248.8 feet	Cross Slope (PAR)	2.0-3.0%	5 ft	8	SF	$120	$960
58737	247.7 to 280.5 feet	Driveway				REF		
42846	255.3 to 256.3 feet	Vertical Change	-.66	5 ft	5	REF		
13788	258.5 to 274.8 feet	Cross Slope (Driveway)	4.0-5.0%	5 ft	82	SF	$40	$3,260
43678	261.7 to 262.7 feet	Vertical Change	-.6	5 ft	5	REF		

Funding Source: TBD **Year to be Completed** TBD

Street Side	Run ID	Survey Street Name	Starting Street Name	End Street Name	Priority
W	1908231023	WILLOW CT	COTTONWOOD DR	COTTONWOOD DR	84.25

ID	Dist. from Corner	Barrier Type	As-is Measurement/Notes	Sidewalk Width	Qty	Unit	Cost	Total
41736	267.4 to 268.4 feet	Vertical Change	-.88	5 ft	5	REF		
13794	274.8 to 277.8 feet	Cross Slope (Driveway)	6.0-7.0%	5 ft	15	SF	$40	**$600**
42636	280.1 to 281.1 feet	Vertical Change	-.68	5 ft	5	REF		
58738	282.1 to 310.8 feet	Driveway				REF		
13795	282.5 to 284.2 feet	Cross Slope (Driveway)	2.0-3.0%	5 ft	9	SF	$40	**$340**
41995	287.3 to 288.3 feet	Vertical Change	-.78	5 ft	5	REF		
13796	289.8 to 306.5 feet	Cross Slope (Driveway)	2.0-3.0%	5 ft	84	SF	$40	**$3,340**
43679	294.2 to 295.2 feet	Vertical Change	-.6	5 ft	5	REF		
42847	300.6 to 301.6 feet	Vertical Change	-.66	5 ft	5	REF		
13799	306.5 to 311.9 feet	Cross Slope (Driveway)	4.0-5.0%	5 ft	27	SF	$40	**$1,080**
43078	306.8 to 307.8 feet	Vertical Change	-.64	5 ft	5	REF		
13802	311.9 to 312.9 feet	Cross Slope (PAR)	2.0-3.0%	5 ft	5	SF	$120	**$600**
42024	313.0 to 314.0 feet	Vertical Change	-.77	5 ft	5	SF	$75	**$375**
52319	321.4 to 322.4 feet	Vertical Change	-.29	5 ft	5	LF	$75	**$375**
49878	329.4 to 330.4 feet	Vertical Change	-.34	5 ft	5	LF	$75	**$375**
44373	336.9 to 337.9 feet	Vertical Change	-.56	5 ft	5	SF	$75	**$375**
49555	345.1 to 346.1 feet	Vertical Change	-.35	5 ft	5	LF	$75	**$375**
53283	354.0 to 355.0 feet	Vertical Change	-.27	5 ft	5	LF	$75	**$375**
58739	357.3 to 384.3 feet	Driveway				REF		
51906	361.6 to 364.6 feet	Vertical Change	-.3	5 ft	15	REF		
13803	364.1 to 366.4 feet	Cross Slope (Driveway)	2.0-3.0%	5 ft	12	SF	$40	**$460**
13805	366.4 to 384.1 feet	Cross Slope (Driveway)	4.0-5.0%	5 ft	89	SF	$40	**$3,540**
48374	367.4 to 370.1 feet	Vertical Change	-.39	5 ft	14	REF		
45367	374.7 to 375.7 feet	Vertical Change	-.51	5 ft	5	REF		
44374	379.2 to 380.2 feet	Vertical Change	-.56	5 ft	5	REF		
13809	384.1 to 385.3 feet	Cross Slope (Driveway)	2.0-3.0%	5 ft	6	SF	$40	**$240**
49556	385.1 to 388.2 feet	Vertical Change	-.35	5 ft	16	REF		
58740	389.5 to 416.3 feet	Driveway				REF		

Funding Source: TBD **Year to be Completed** TBD

Street Side	Run ID	Survey Street Name	Starting Street Name	End Street Name	Priority
W	1908231023	WILLOW CT	COTTONWOOD DR	COTTONWOOD DR	84.25

ID	Dist. from Corner	Barrier Type	As-is Measurement/Notes	Sidewalk Width	Qty	Unit	Cost	Total
13810	389.9 to 390.9 feet	Cross Slope (Driveway)	2.0-3.0%	5 ft	5	SF	$40	**$200**
44375	394.5 to 395.5 feet	Vertical Change	-.56	5 ft	5	REF		
13811	396.3 to 403.0 feet	Cross Slope (Driveway)	2.0-3.0%	5 ft	34	SF	$40	**$1,340**
44800	399.0 to 400.0 feet	Vertical Change	-.54	5 ft	5	REF		
42730	403.4 to 404.4 feet	Vertical Change	-.67	5 ft	5	REF		
42731	410.7 to 411.7 feet	Vertical Change	-.67	5 ft	5	REF		
13814	411.3 to 413.9 feet	Cross Slope (Driveway)	2.0-3.0%	5 ft	13	SF	$40	**$520**
44801	417.7 to 418.7 feet	Vertical Change	-.54	5 ft	5	SF	$75	**$375**
13815	434.6 to 439.7 feet	Cross Slope (PAR)	2.0-3.0%	5 ft	26	SF	$120	**$3,060**
45864	435.6 to 436.6 feet	Vertical Change	-.49	5 ft	5	REF		

TOTAL COST FOR: W *side of* **WILLOW CT** *Starting at:* **COTTONWOOD DR** **$54,335.00**

Funding Source: TBD **Year to be Completed** TBD

Street Side	Run ID	Survey Street Name	Starting Street Name	End Street Name	Priority
N	1909241004	WILSON WAY	COOLIDGE AVE	HOOVER AVE	63.5

ID	Dist. from Corner	Barrier Type	As-is Measurement/Notes	Sidewalk Width	Qty	Unit	Cost	Total
19651	0.7 to 18.5 feet	Cross Slope (PAR)	2.0-3.0%	4 ft	71	SF	$120	**$8,544**
57655	4.1 to 5.1 feet	**Vertical Change**	3.5	4 ft	4	REF		
19655	18.5 to 42.4 feet	Cross Slope (PAR)	4.0-5.0%	4 ft	96	SF	$120	**$11,472**
19663	44.5 to 95.7 feet	Cross Slope (PAR)	4.0-5.0%	4 ft	205	SF	$120	**$24,576**
19674	97.8 to 112.3 feet	Cross Slope (PAR)	4.0-5.0%	4 ft	58	SF	$120	**$6,960**
19678	115.1 to 127.5 feet	Cross Slope (PAR)	4.0-5.0%	4 ft	50	SF	$120	**$5,952**
56138	120.2 to 121.2 feet	**Vertical Change**	.4	4 ft	4	REF		
57499	125.7 to 126.7 feet	**Vertical Change**	1.7	4 ft	4	REF		
57255	130.2 to 131.2 feet	**Vertical Change**	.8	4 ft	4	REF		
19683	130.6 to 134.4 feet	Cross Slope (PAR)	6.0-7.0%	4 ft	15	SF	$120	**$1,824**
19685	136.6 to 139.3 feet	Cross Slope (PAR)	5.0-6.0%	4 ft	11	SF	$120	**$1,296**
19686	141.8 to 156.6 feet	Cross Slope (PAR)	4.0-5.0%	4 ft	59	SF	$120	**$7,104**
59110	157.0 to 170.3 feet	Driveway				REF		
57469	158.6 to 159.6 feet	**Vertical Change**	1.5	4 ft	4	REF		
19691	158.7 to 161.2 feet	**Cross Slope (Driveway)**	4.0-5.0%	4 ft	10	SF	$40	**$400**
19693	162.3 to 166.3 feet	**Cross Slope (Driveway)**	2.0-3.0%	4 ft	16	SF	$40	**$640**
56139	163.2 to 164.2 feet	**Vertical Change**	.4	4 ft	4	REF		
19695	166.9 to 179.2 feet	**Cross Slope (Driveway)**	4.0-5.0%	4 ft	49	SF	$40	**$1,968**
57516	167.1 to 168.1 feet	**Vertical Change**	1.9	4 ft	4	REF		
19700	179.2 to 231.7 feet	Cross Slope (PAR)	2.0-3.0%	4 ft	210	SF	$120	**$25,200**
57559	190.6 to 191.6 feet	**Vertical Change**	2.4	4 ft	4	REF		
54589	224.4 to 225.4 feet	**Vertical Change**	.3	4 ft	4	REF		
19712	233.8 to 241.4 feet	Cross Slope (PAR)	2.0-3.0%	4 ft	30	SF	$120	**$3,648**
19715	244.8 to 277.2 feet	Cross Slope (PAR)	2.0-3.0%	4 ft	130	SF	$120	**$15,552**
19724	277.2 to 280.2 feet	Cross Slope (PAR)	4.0-5.0%	4 ft	12	SF	$120	**$1,440**
19725	280.6 to 283.5 feet	Cross Slope (PAR)	2.0-3.0%	4 ft	12	SF	$120	**$1,392**
54590	286.0 to 287.0 feet	**Vertical Change**	.3	4 ft	4	LF	$75	**$300**
19726	287.4 to 296.1 feet	Cross Slope (PAR)	3.0-4.0%	4 ft	35	SF	$120	**$4,176**

Funding Source: TBD **Year to be Completed** TBD

Street Side	Run ID	Survey Street Name	Starting Street Name	End Street Name	Priority
N	1909241004	WILSON WAY	COOLIDGE AVE	HOOVER AVE	63.5

ID	Dist. from Corner	Barrier Type	As-is Measurement/Notes	Sidewalk Width	Qty	Unit	Cost	Total
19729	296.3 to 299.4 feet	Cross Slope (PAR)	2.0-3.0%	4 ft	12	SF	$120	**$1,488**
19731	299.4 to 307.8 feet	Cross Slope (PAR)	4.0-5.0%	4 ft	34	SF	$120	**$4,032**
19735	307.8 to 319.2 feet	Cross Slope (PAR)	2.0-3.0%	4 ft	46	SF	$120	**$5,472**
54591	317.0 to 318.0 feet	**Vertical Change**	.3	4 ft	4	REF		

TOTAL COST FOR: N *side of* **WILSON WAY** *Starting at:* **COOLIDGE AVE** **$133,436.00**

Funding Source: TBD **Year to be Completed** TBD

Street Side	Run ID	Survey Street Name	Starting Street Name	End Street Name	Priority
N	1909241033	WILSON WAY	HOOVER AVE	ROOSEVELT DR	61

ID	Dist. from Corner	Barrier Type	As-is Measurement/Notes	Sidewalk Width	Qty	Unit	Cost	Total
19169	0.0 to 13.3 feet	Cross Slope (PAR)	3.0-4.0%	4 ft	53	SF	$120	**$6,384**
19175	13.3 to 22.9 feet	Cross Slope (PAR)	2.0-3.0%	4 ft	38	SF	$120	**$4,608**
56125	19.9 to 20.9 feet	**Vertical Change**	.4	4 ft	4	REF		
54560	30.2 to 31.2 feet	**Vertical Change**	.3	4 ft	4	REF		
19179	30.8 to 58.0 feet	Cross Slope (PAR)	2.0-3.0%	4 ft	109	SF	$120	**$13,056**
19186	60.5 to 73.7 feet	Cross Slope (PAR)	2.0-3.0%	4 ft	53	SF	$120	**$6,336**
19192	76.4 to 109.5 feet	Cross Slope (PAR)	2.0-3.0%	4 ft	132	SF	$120	**$15,888**
19198	113.7 to 122.1 feet	Cross Slope (PAR)	3.0-4.0%	4 ft	34	SF	$120	**$4,032**
59087	114.6 to 142.8 feet	Driveway				REF		
19201	122.3 to 123.3 feet	**Cross Slope (Driveway)**	2.0-3.0%	4 ft	4	SF	$40	**$160**
19202	134.3 to 143.1 feet	**Cross Slope (Driveway)**	2.0-3.0%	4 ft	35	SF	$40	**$1,408**
19205	143.1 to 156.1 feet	**Cross Slope (Driveway)**	4.0-5.0%	4 ft	52	SF	$40	**$2,080**
19209	157.8 to 207.0 feet	Cross Slope (PAR)	2.0-3.0%	4 ft	197	SF	$120	**$23,616**
59088	168.0 to 193.6 feet	Driveway				REF		
54561	184.2 to 185.2 feet	**Vertical Change**	.3	4 ft	4	REF		
54562	189.2 to 190.2 feet	**Vertical Change**	.3	4 ft	4	REF		
19226	209.9 to 212.4 feet	Cross Slope (PAR)	3.0-4.0%	4 ft	10	SF	$120	**$1,200**
19227	212.7 to 222.8 feet	Cross Slope (PAR)	2.0-3.0%	4 ft	40	SF	$120	**$4,848**
19230	223.6 to 228.0 feet	Cross Slope (PAR)	4.0-5.0%	4 ft	18	SF	$120	**$2,112**
19232	228.4 to 232.8 feet	Cross Slope (PAR)	2.0-3.0%	4 ft	18	SF	$120	**$2,112**
19234	233.2 to 237.2 feet	Cross Slope (PAR)	4.0-5.0%	4 ft	16	SF	$120	**$1,920**
19235	239.3 to 241.7 feet	Cross Slope (PAR)	4.0-5.0%	4 ft	10	SF	$120	**$1,152**
19237	242.6 to 258.3 feet	Cross Slope (PAR)	2.0-3.0%	4 ft	63	SF	$120	**$7,536**
19240	261.9 to 267.1 feet	Cross Slope (PAR)	3.0-4.0%	4 ft	21	SF	$120	**$2,496**
19242	267.1 to 270.6 feet	Cross Slope (PAR)	5.0-6.0%	4 ft	14	SF	$120	**$1,680**
19243	271.5 to 273.3 feet	Cross Slope (PAR)	3.0-4.0%	4 ft	7	SF	$120	**$864**
19244	273.3 to 277.3 feet	Cross Slope (PAR)	2.0-3.0%	4 ft	16	SF	$120	**$1,920**
19246	280.9 to 282.2 feet	Cross Slope (PAR)	3.0-4.0%	4 ft	5	SF	$120	**$624**

Funding Source: TBD **Year to be Completed** TBD

Street Side	Run ID	Survey Street Name	Starting Street Name	End Street Name	Priority
N	1909241033	WILSON WAY	HOOVER AVE	ROOSEVELT DR	61

ID	Dist. from Corner	Barrier Type	As-is Measurement/Notes	Sidewalk Width	Qty	Unit	Cost	Total
19247	283.2 to 297.4 feet	Cross Slope (PAR)	2.0-3.0%	4 ft	57	SF	$120	**$6,816**
19251	298.6 to 304.8 feet	Cross Slope (PAR)	4.0-5.0%	4 ft	25	SF	$120	**$2,976**
56692	301.6 to 302.6 feet	**Vertical Change**	.5	4 ft	4	REF		
19253	306.9 to 315.2 feet	Cross Slope (PAR)	6.0-7.0%	4 ft	33	SF	$120	**$3,984**
19255	315.2 to 318.8 feet	Cross Slope (PAR)	5.0-6.0%	4 ft	14	SF	$120	**$1,728**
19256	319.2 to 325.5 feet	Cross Slope (PAR)	6.0-7.0%	4 ft	25	SF	$120	**$3,024**
19257	325.8 to 328.3 feet	Cross Slope (PAR)	5.0-6.0%	4 ft	10	SF	$120	**$1,200**
19259	328.5 to 341.9 feet	Cross Slope (PAR)	3.0-4.0%	4 ft	54	SF	$120	**$6,432**

TOTAL COST FOR: N *side of* **WILSON WAY** *Starting at:* **HOOVER AVE** **$132,192.00**

Funding Source: TBD **Year to be Completed** TBD

Street Side	Run ID	Survey Street Name	Starting Street Name	End Street Name	Priority
S	1909241112	WILSON WAY	ROOSEVELT DR	360 WILSON WAY	97

ID	Dist. from Corner	Barrier Type	As-is Measurement/Notes	Sidewalk Width	Qty	Unit	Cost	Total
18366	0.0 to 4.6 feet	Cross Slope (PAR)	3.0-4.0%	4 ft	18	SF	$120	**$2,208**
18367	4.6 to 10.8 feet	Cross Slope (PAR)	2.0-3.0%	4 ft	25	SF	$120	**$2,976**
18369	16.5 to 38.4 feet	Cross Slope (PAR)	2.0-3.0%	4 ft	88	SF	$120	**$10,512**
54529	36.3 to 37.3 feet	**Vertical Change**	.3	4 ft	4	REF		
18375	38.8 to 56.2 feet	Cross Slope (PAR)	4.0-5.0%	4 ft	70	SF	$120	**$8,352**
54530	51.5 to 52.5 feet	**Vertical Change**	.3	4 ft	4	REF		
18378	56.2 to 66.8 feet	Cross Slope (PAR)	2.0-3.0%	4 ft	42	SF	$120	**$5,088**
56683	67.1 to 68.1 feet	**Vertical Change**	.5	4 ft	4	SF	$75	**$300**
18380	74.1 to 86.5 feet	Cross Slope (PAR)	2.0-3.0%	4 ft	50	SF	$120	**$5,952**
56684	82.3 to 83.3 feet	**Vertical Change**	.5	4 ft	4	REF		
59042	88.3 to 97.9 feet	Driveway				REF		
18384	89.8 to 129.9 feet	**Cross Slope (Driveway)**	4.0-5.0%	4 ft	160	SF	$40	**$6,416**
54531	93.2 to 94.2 feet	**Vertical Change**	.3	4 ft	4	REF		
54532	128.6 to 129.6 feet	**Vertical Change**	.3	4 ft	4	REF		
18396	131.1 to 179.5 feet	Cross Slope (PAR)	2.0-3.0%	4 ft	194	SF	$120	**$23,232**
59043	143.8 to 154.5 feet	Driveway				REF		
59044	165.3 to 181.5 feet	Driveway				REF		
18408	189.8 to 220.2 feet	Cross Slope (PAR)	2.0-3.0%	4 ft	122	SF	$120	**$14,592**
57639	195.5 to 196.5 feet	**Vertical Change**	3.4	4 ft	4	REF		
18414	220.5 to 224.2 feet	Cross Slope (PAR)	4.0-5.0%	4 ft	15	SF	$120	**$1,776**
18415	226.4 to 229.5 feet	Cross Slope (PAR)	3.0-4.0%	4 ft	12	SF	$120	**$1,488**
59045	226.7 to 259.3 feet	Driveway				REF		
18416	232.2 to 234.1 feet	**Cross Slope (Driveway)**	2.0-3.0%	4 ft	8	SF	$40	**$304**
18417	251.2 to 265.8 feet	**Cross Slope (Driveway)**	2.0-3.0%	4 ft	58	SF	$40	**$2,336**
56112	251.5 to 252.5 feet	**Vertical Change**	.4	4 ft	4	REF		
57589	258.3 to 259.3 feet	**Vertical Change**	2.9	4 ft	4	REF		
18421	273.0 to 281.8 feet	Cross Slope (PAR)	2.0-3.0%	4 ft	35	SF	$120	**$4,224**
54533	282.3 to 283.3 feet	**Vertical Change**	.3	4 ft	4	LF	$75	**$300**
18424	286.1 to 304.6 feet	Cross Slope (PAR)	2.0-3.0%	4 ft	74	SF	$120	**$8,880**

Funding Source: TBD **Year to be Completed** TBD

Street Side	Run ID	Survey Street Name	Starting Street Name	End Street Name	Priority
S	1909241112	WILSON WAY	ROOSEVELT DR	360 WILSON WAY	97

ID	Dist. from Corner	Barrier Type	As-is Measurement/Notes	Sidewalk Width	Qty	Unit	Cost	Total
18430	307.4 to 313.6 feet	Cross Slope (PAR)	2.0-3.0%	4 ft	25	SF	$120	**$2,976**
18433	313.6 to 325.5 feet	Cross Slope (PAR)	4.0-5.0%	4 ft	48	SF	$120	**$5,712**
59046	314.6 to 326.8 feet	Driveway				REF		
18437	327.6 to 332.4 feet	Cross Slope (PAR)	6.0-7.0%	4 ft	19	SF	$120	**$2,304**
18440	332.4 to 344.3 feet	Cross Slope (PAR)	8.0-9.0%	4 ft	48	SF	$120	**$5,712**
18444	344.5 to 347.0 feet	Cross Slope (PAR)	6.0-7.0%	4 ft	10	SF	$120	**$1,200**
18445	347.3 to 359.3 feet	Cross Slope (PAR)	5.0-6.0%	4 ft	48	SF	$120	**$5,760**
54534	359.0 to 360.0 feet	**Vertical Change**	.3	4 ft	4	REF		
18449	360.2 to 364.0 feet	Cross Slope (PAR)	7.0-8.0%	4 ft	15	SF	$120	**$1,824**
59047	362.1 to 387.8 feet	Driveway				REF		
18450	365.4 to 366.4 feet	**Cross Slope (Driveway)**	5.0-6.0%	4 ft	4	SF	$40	**$160**
18451	367.1 to 369.3 feet	**Cross Slope (Driveway)**	3.0-4.0%	4 ft	9	SF	$40	**$352**
18452	369.3 to 374.3 feet	**Cross Slope (Driveway)**	2.0-3.0%	4 ft	20	SF	$40	**$800**
54535	376.8 to 377.8 feet	**Vertical Change**	.3	4 ft	4	REF		
18454	376.8 to 399.7 feet	**Cross Slope (Driveway)**	2.0-3.0%	4 ft	92	SF	$40	**$3,664**
18461	402.0 to 411.8 feet	Cross Slope (PAR)	2.0-3.0%	4 ft	39	SF	$120	**$4,704**
59048	402.8 to 412.8 feet	Driveway				REF		
18463	411.8 to 418.9 feet	**Cross Slope (Driveway)**	4.0-5.0%	4 ft	28	SF	$40	**$1,136**
18466	418.9 to 422.5 feet	Cross Slope (PAR)	2.0-3.0%	4 ft	14	SF	$120	**$1,728**
18467	425.9 to 445.7 feet	Cross Slope (PAR)	2.0-3.0%	4 ft	79	SF	$120	**$9,504**
54536	426.0 to 427.0 feet	**Vertical Change**	.3	4 ft	4	REF		
18473	451.0 to 454.3 feet	Cross Slope (PAR)	3.0-4.0%	4 ft	13	SF	$120	**$1,584**
18475	456.4 to 469.0 feet	Cross Slope (PAR)	2.0-3.0%	4 ft	50	SF	$120	**$6,048**
56685	459.5 to 460.5 feet	**Vertical Change**	.5	4 ft	4	REF		
18479	469.0 to 470.3 feet	Cross Slope (PAR)	4.0-5.0%	4 ft	5	SF	$120	**$624**
59049	470.8 to 481.8 feet	Driveway				REF		
18480	473.5 to 479.3 feet	**Cross Slope (Driveway)**	4.0-5.0%	4 ft	23	SF	$40	**$928**
56113	476.2 to 477.2 feet	**Vertical Change**	.4	4 ft	4	REF		
18483	479.3 to 481.3 feet	**Cross Slope (Driveway)**	6.0-7.0%	4 ft	8	SF	$40	**$320**

Funding Source: TBD **Year to be Completed** TBD

Street Side	Run ID	Survey Street Name	Starting Street Name	End Street Name	Priority
S	1909241112	WILSON WAY	ROOSEVELT DR	360 WILSON WAY	97

ID	Dist. from Corner	Barrier Type	As-is Measurement/Notes	Sidewalk Width	Qty	Unit	Cost	Total
18484	481.3 to 511.4 feet	Cross Slope (Driveway)	5.0-6.0%	4 ft	120	SF	$40	**$4,816**
18496	513.6 to 541.3 feet	Cross Slope (PAR)	4.0-5.0%	4 ft	111	SF	$120	**$13,296**
59050	530.4 to 542.8 feet	Driveway				REF		
18503	543.7 to 551.6 feet	Cross Slope (PAR)	5.0-6.0%	4 ft	32	SF	$120	**$3,792**
18505	551.6 to 562.3 feet	Cross Slope (PAR)	3.0-4.0%	4 ft	43	SF	$120	**$5,136**
57496	561.7 to 562.7 feet	Vertical Change	1.7	4 ft	4	REF		
18509	562.3 to 563.4 feet	Cross Slope (PAR)	5.0-6.0%	4 ft	4	SF	$120	**$528**
18510	563.4 to 574.1 feet	Cross Slope (PAR)	6.0-7.0%	4 ft	43	SF	$120	**$5,136**
18514	575.9 to 576.9 feet	Cross Slope (PAR)	5.0-6.0%	4 ft	4	SF	$120	**$480**
18515	577.8 to 590.4 feet	Cross Slope (PAR)	3.0-4.0%	4 ft	50	SF	$120	**$6,048**
18517	590.4 to 612.6 feet	Cross Slope (PAR)	2.0-3.0%	4 ft	89	SF	$120	**$10,656**
59051	597.1 to 613.4 feet	Driveway				REF		
56114	613.0 to 614.0 feet	Vertical Change	.4	4 ft	4	REF		
18523	618.3 to 619.6 feet	Cross Slope (PAR)	2.0-3.0%	4 ft	5	SF	$120	**$624**
18524	622.8 to 636.2 feet	Cross Slope (PAR)	3.0-4.0%	4 ft	54	SF	$120	**$6,432**
18529	636.2 to 641.1 feet	Cross Slope (PAR)	5.0-6.0%	4 ft	20	SF	$120	**$2,352**
18532	643.1 to 655.5 feet	Cross Slope (PAR)	3.0-4.0%	4 ft	50	SF	$120	**$5,952**
18533	656.3 to 685.4 feet	Cross Slope (PAR)	2.0-3.0%	4 ft	116	SF	$120	**$13,968**
54537	667.3 to 668.3 feet	Vertical Change	.3	4 ft	4	REF		
59052	671.8 to 692.5 feet	Driveway				REF		
18540	687.5 to 698.4 feet	Cross Slope (Driveway)	2.0-3.0%	4 ft	44	SF	$40	**$1,744**
18543	698.4 to 724.3 feet	Cross Slope (PAR)	4.0-5.0%	4 ft	104	SF	$120	**$12,432**
59053	698.7 to 716.1 feet	Driveway				REF		
18551	728.3 to 764.8 feet	Cross Slope (PAR)	3.0-4.0%	4 ft	146	SF	$120	**$17,520**
18562	764.8 to 774.6 feet	Cross Slope (PAR)	2.0-3.0%	4 ft	39	SF	$120	**$4,704**
18563	781.1 to 786.3 feet	Cross Slope (PAR)	2.0-3.0%	4 ft	21	SF	$120	**$2,496**
18565	786.3 to 792.8 feet	Cross Slope (PAR)	4.0-5.0%	4 ft	26	SF	$120	**$3,120**
56115	790.3 to 793.2 feet	Vertical Change	.4	4 ft	12	REF		
18570	794.1 to 803.8 feet	Cross Slope (PAR)	2.0-3.0%	4 ft	39	SF	$120	**$4,656**

Funding Source: TBD **Year to be Completed** TBD

Street Side	Run ID	Survey Street Name	Starting Street Name	End Street Name	Priority
S	1909241112	WILSON WAY	ROOSEVELT DR	360 WILSON WAY	97

ID	Dist. from Corner	Barrier Type	As-is Measurement/Notes	Sidewalk Width	Qty	Unit	Cost	Total
18572	806.6 to 813.0 feet	Cross Slope (PAR)	3.0-4.0%	4 ft	26	SF	$120	**$3,072**
59054	810.9 to 830.8 feet	Driveway				REF		
18573	815.0 to 824.3 feet	**Cross Slope (Driveway)**	2.0-3.0%	4 ft	37	SF	$40	**$1,488**
18576	832.9 to 837.6 feet	Cross Slope (PAR)	2.0-3.0%	4 ft	19	SF	$120	**$2,256**
18578	841.7 to 854.3 feet	Cross Slope (PAR)	2.0-3.0%	4 ft	50	SF	$120	**$6,048**
18580	854.3 to 859.5 feet	Cross Slope (PAR)	4.0-5.0%	4 ft	21	SF	$120	**$2,496**
18582	859.5 to 861.5 feet	Cross Slope (PAR)	2.0-3.0%	4 ft	8	SF	$120	**$960**
54538	867.2 to 868.2 feet	**Vertical Change**	.3	4 ft	4	LF	$75	**$300**
18583	868.9 to 877.3 feet	Cross Slope (PAR)	2.0-3.0%	4 ft	34	SF	$120	**$4,032**
18585	881.3 to 904.4 feet	Cross Slope (PAR)	2.0-3.0%	4 ft	92	SF	$120	**$11,088**
59055	899.0 to 929.0 feet	Driveway				REF		
18589	904.4 to 908.3 feet	**Cross Slope (Driveway)**	4.0-5.0%	4 ft	16	SF	$40	**$624**
18591	910.7 to 916.9 feet	**Cross Slope (Driveway)**	5.0-6.0%	4 ft	25	SF	$40	**$992**
18593	916.9 to 925.8 feet	**Cross Slope (Driveway)**	3.0-4.0%	4 ft	36	SF	$40	**$1,424**
18595	925.8 to 930.0 feet	**Cross Slope (Driveway)**	2.0-3.0%	4 ft	17	SF	$40	**$672**
18596	934.8 to 941.3 feet	Cross Slope (PAR)	2.0-3.0%	4 ft	26	SF	$120	**$3,120**
59056	941.8 to 962.2 feet	Driveway				REF		
18597	943.5 to 946.8 feet	**Cross Slope (Driveway)**	7.0-8.0%	4 ft	13	SF	$40	**$528**
56687	944.5 to 945.5 feet	**Vertical Change**	.5	4 ft	4	REF		
18599	946.8 to 948.2 feet	**Cross Slope (Driveway)**	5.0-6.0%	4 ft	6	SF	$40	**$224**
18600	948.5 to 951.9 feet	**Cross Slope (Driveway)**	6.0-7.0%	4 ft	14	SF	$40	**$544**
18602	951.9 to 956.0 feet	**Cross Slope (Driveway)**	5.0-6.0%	4 ft	16	SF	$40	**$656**
18603	956.0 to 957.2 feet	**Cross Slope (Driveway)**	6.0-7.0%	4 ft	5	SF	$40	**$192**
18604	961.7 to 963.6 feet	**Cross Slope (Driveway)**	7.0-8.0%	4 ft	8	SF	$40	**$304**
54539	962.1 to 963.1 feet	**Vertical Change**	.3	4 ft	4	REF		
18605	966.1 to 972.7 feet	Cross Slope (PAR)	3.0-4.0%	4 ft	26	SF	$120	**$3,168**
18607	973.8 to 982.6 feet	Cross Slope (PAR)	2.0-3.0%	4 ft	35	SF	$120	**$4,224**
18608	989.3 to 990.5 feet	Cross Slope (PAR)	2.0-3.0%	4 ft	5	SF	$120	**$576**

Funding Source: TBD **Year to be Completed** TBD

Street Side	Run ID	Survey Street Name	Starting Street Name	End Street Name	Priority
S	1909241112	WILSON WAY	ROOSEVELT DR	360 WILSON WAY	97

ID	Dist. from Corner	Barrier Type	As-is Measurement/Notes	Sidewalk Width	Qty	Unit	Cost	Total
18609	1000.3 to 1001.8 feet	Cross Slope (PAR)	2.0-3.0%	4 ft	6	SF	$120	**$720**
18610	1017.9 to 1033.5 feet	Cross Slope (PAR)	2.0-3.0%	4 ft	62	SF	$120	**$7,488**
18612	1037.8 to 1049.5 feet	Cross Slope (PAR)	3.0-4.0%	4 ft	47	SF	$120	**$5,616**
18614	1049.5 to 1060.9 feet	Cross Slope (PAR)	2.0-3.0%	4 ft	46	SF	$120	**$5,472**
59057	1058.8 to 1078.0 feet	Driveway				REF		
54540	1059.2 to 1060.2 feet	**Vertical Change**	.3	4 ft	4	REF		
18617	1060.9 to 1062.0 feet	**Cross Slope (Driveway)**	4.0-5.0%	4 ft	4	SF	$40	**$176**
54541	1062.6 to 1069.0 feet	**Vertical Change**	.3	4 ft	26	REF		
18618	1075.1 to 1080.9 feet	**Cross Slope (Driveway)**	2.0-3.0%	4 ft	23	SF	$40	**$928**
18620	1080.9 to 1086.1 feet	Cross Slope (PAR)	4.0-5.0%	4 ft	21	SF	$120	**$2,496**
18622	1089.3 to 1090.3 feet	Cross Slope (PAR)	8.0-9.0%	4 ft	4	SF	$120	**$480**
54544	1090.2 to 1091.2 feet	**Vertical Change**	.3	4 ft	4	REF		
18623	1092.8 to 1101.2 feet	Cross Slope (PAR)	4.0-5.0%	4 ft	34	SF	$120	**$4,032**
18627	1104.5 to 1109.3 feet	Cross Slope (PAR)	2.0-3.0%	4 ft	19	SF	$120	**$2,304**
54545	1106.3 to 1107.3 feet	**Vertical Change**	.3	4 ft	4	REF		
18629	1115.6 to 1141.1 feet	Cross Slope (PAR)	3.0-4.0%	4 ft	102	SF	$120	**$12,240**
18636	1141.1 to 1152.8 feet	Cross Slope (PAR)	2.0-3.0%	4 ft	47	SF	$120	**$5,616**
59058	1158.8 to 1180.6 feet	Driveway				REF		
18640	1178.1 to 1191.0 feet	**Cross Slope (Driveway)**	2.0-3.0%	4 ft	52	SF	$40	**$2,064**
59059	1189.9 to 1204.0 feet	Driveway				REF		

TOTAL COST FOR: S *side of* **WILSON WAY** *Starting at:* **ROOSEVELT DR** **$380,484.00**

Funding Source: TBD **Year to be Completed** TBD

Street Side	Run ID	Survey Street Name	Starting Street Name	End Street Name	Priority
N	1909240937	WILSON WAY	SIDEWALK BEGINS	COOLIDGE AVE	56

ID	Dist. from Corner	Barrier Type	As-is Measurement/Notes	Sidewalk Width	Qty	Unit	Cost	Total
54611	2.4 to 5.5 feet	Vertical Change	.3	4 ft	12	LF	$75	$930
20100	5.8 to 13.4 feet	Cross Slope (PAR)	2.0-3.0%	4 ft	30	SF	$120	$3,648
57629	8.0 to 9.0 feet	Vertical Change	3.3	4 ft	4	REF		
54613	14.3 to 18.2 feet	Vertical Change	.3	4 ft	16	LF	$75	$1,170
20102	17.8 to 27.8 feet	Cross Slope (PAR)	2.0-3.0%	4 ft	40	SF	$120	$4,800
54615	20.7 to 21.7 feet	Vertical Change	.3	4 ft	4	REF		
20105	39.1 to 40.7 feet	Cross Slope (PAR)	2.0-3.0%	4 ft	6	SF	$120	$768
20106	42.9 to 48.7 feet	Cross Slope (PAR)	2.0-3.0%	4 ft	23	SF	$120	$2,784
20108	50.9 to 58.5 feet	Cross Slope (PAR)	4.0-5.0%	4 ft	30	SF	$120	$3,648
54616	59.7 to 60.7 feet	Vertical Change	.3	4 ft	4	LF	$75	$300
20110	61.0 to 67.6 feet	Cross Slope (PAR)	4.0-5.0%	4 ft	26	SF	$120	$3,168
54617	65.4 to 66.4 feet	Vertical Change	.3	4 ft	4	REF		
20113	67.6 to 71.0 feet	Cross Slope (PAR)	2.0-3.0%	4 ft	14	SF	$120	$1,632
59130	70.6 to 90.4 feet	Driveway				REF		
20114	74.4 to 79.0 feet	Cross Slope (Driveway)	2.0-3.0%	4 ft	18	SF	$40	$736
20116	79.0 to 87.0 feet	Cross Slope (Driveway)	4.0-5.0%	4 ft	32	SF	$40	$1,280
20119	87.0 to 95.1 feet	Cross Slope (Driveway)	2.0-3.0%	4 ft	32	SF	$40	$1,296
54618	118.7 to 121.4 feet	Vertical Change	.3	4 ft	11	REF		
20121	119.1 to 134.4 feet	Cross Slope (PAR)	2.0-3.0%	4 ft	61	SF	$120	$7,344
57583	138.7 to 139.7 feet	Vertical Change	2.8	4 ft	4	SF	$75	$300
20125	146.6 to 148.8 feet	Cross Slope (PAR)	2.0-3.0%	4 ft	9	SF	$120	$1,056
54620	150.9 to 151.9 feet	Vertical Change	.3	4 ft	4	LF	$75	$300

TOTAL COST FOR: N *side of* **WILSON WAY** *Starting at:* **SIDEWALK BEGINS** **$35,160.00**

Funding Source: TBD **Year to be Completed** TBD

Street Side	Run ID	Survey Street Name	Starting Street Name	End Street Name	Priority
N	1909240905	WILSON WAY	TRUMAN DR	HARDING AVE	68

ID	Dist. from Corner	Barrier Type	As-is Measurement/Notes	Sidewalk Width	Qty	Unit	Cost	Total
20242	12.0 to 31.8 feet	Cross Slope (PAR)	2.0-3.0%	4 ft	74	SF	$120	**$8,910**
20245	32.7 to 38.3 feet	Cross Slope (PAR)	4.0-5.0%	4 ft	21	SF	$120	**$2,520**
20248	38.9 to 45.1 feet	Cross Slope (PAR)	6.0-7.0%	4 ft	23	SF	$120	**$2,790**
20250	45.1 to 60.6 feet	Cross Slope (PAR)	8.0-9.0%	4 ft	58	SF	$120	**$6,975**
20257	62.5 to 68.3 feet	Cross Slope (PAR)	6.0-7.0%	4 ft	22	SF	$120	**$2,610**
20258	69.9 to 79.5 feet	Cross Slope (PAR)	8.0-9.0%	4 ft	36	SF	$120	**$4,320**
56153	81.4 to 82.4 feet	**Vertical Change**	.4	4 ft	4	LF	$75	**$281**
20262	82.6 to 84.9 feet	Cross Slope (PAR)	13.014	4 ft	9	SF	$120	**$1,035**
54632	85.0 to 88.3 feet	**Vertical Change**	.3	4 ft	12	LF	$75	**$928**
20264	88.2 to 93.2 feet	Cross Slope (PAR)	7.0-8.0%	4 ft	19	SF	$120	**$2,250**
20266	96.1 to 98.7 feet	Cross Slope (PAR)	5.0-6.0%	4 ft	10	SF	$120	**$1,170**
20268	100.6 to 122.4 feet	Cross Slope (PAR)	2.0-3.0%	4 ft	82	SF	$120	**$9,810**
20276	127.3 to 129.9 feet	Cross Slope (PAR)	2.0-3.0%	4 ft	10	SF	$120	**$1,170**
20278	129.9 to 142.9 feet	Cross Slope (PAR)	4.0-5.0%	4 ft	49	SF	$120	**$5,850**
20283	144.2 to 147.6 feet	Cross Slope (PAR)	2.0-3.0%	4 ft	13	SF	$120	**$1,530**

TOTAL COST FOR: N *side of* **WILSON WAY** *Starting at:* **TRUMAN DR** **$52,149.38**

Total Cost for City Sidewalks: **$99,502,998.38**

City of Chowchilla

Appendix C: Curb Ramps

Access Compliance Survey Report

City of Chowchilla - Curb Ramps
August 2020
SSA Project # 19025

SALLY SWANSON
ARCHITECTS, INC.

TABLE OF CONTENTS

I. Access Compliance Survey Report
    i. Report Navigation and Legend Abbreviations
    ii. Cost Summary

II. Survey Data for Curb Ramps
    i. Survey Data



NAVIGATION & LEGEND

NAVIGATION

1 2 3 4 5 6 7 8 9 10 11 12 13 14

City of Chowchilla — Access Compliance Survey Report - Curb Ramps — **11TH ST**

Year Completed	Intersection ID	Survey Street	Cross Street
TBD	13	11th St	Lake Ave

Orientation & ID #	Ramp Type	Existing Access Barrier and Proposed Solution	Codes / Mitigation Info	Measurements
E	Parallel	309 Detectable Warning Surface	CBC 2016 11B-705.1.2.2 ADAAG 4.7.7, 4.29.1&2 ADA-2010 705.1	

- *As-Built Description:*
  The detectable warning surface is not located between 6" - 8" from the curb line on a curb ramp or at the edges on a pedestrian island, cut-through island, pedestrian pad, perpendicular curb ramp or blended transition. (0" from curb line on a parallel curb ramp.)
- *As-is* 6.0"
- *Proposed Solution:*
  Relocate the detectable warning surface.

Unit Cost **$500.00**

Priority **TBD**

		LEFT	RIGHT
Width of Ramp / Pad	(in)	67.0	66.0
Length of Ramp / Pad	(in)	85.0	99.0
Slope of the Ramp / Pad	(%)	6.4	6.5
X Slope of the Ramp / Pad	(%)	1.1	0.6
Top Landing Length	(in)	48.0	48.0
Top Landing Slope	(%)	**3.0**	1.5
Top Landing X Slope	(%)	0.3	0.8

Bottom Landing Length	(in)	60.0
Bottom Landing Slope	(%)	0.0
Bottom Landing X Slope	(%)	0.1
Gutter Slope	(%)	4.3
Gutter XSlope	(%)	0.1
Gutter Lip	(in)	0.0
Truncated Domes	(y/n)	YES
Dome Setback	(in)	**6.0**

Street Grade (Left / Right)	(%)	2.7	0.3
Stop/Yield Control:	(y/n)	No	
Within Crosswalk	(y/n)	YES	
Crosswalks Served:		1 X-walk	
Tee Intersection:	(y/n)	Yes	
Vertical Curb:		Vertical	





1. **Orientation:** Corresponds to the specific corner/curb ramp in any given intersection, unique to each corner/curb ramp (in some cases there is more than one curb ramp per corner, or no curb ramp):
2. **Locator Number:** Corresponds to a unique database record tied to the specific curb ramp which can be crossreferenced across this data-base and its corresponding GIS database.
   - NW, SW, SE, and NE are the most commonly used directions;
   - NNE, ENE, ESE, SSE, SSW, WSW, WNW, and NNW identify individual curb ramps in situations involving multiple curbs ramps at one corner.
3. **Ramp Type:** Identifies the type of curb ramp (parallel, perpendicular, curb ramp required, etc.).
4. **Specific Item:** Category of accessible feature in which the barrier belongs.
5. **Survey Street:** Survey street name.
6. **Field Condition:** Description of as-built barrier based on applicable accessibility codes.
7. **Measurement:** Existing condition/dimension featured on the ramp measured as the most severe barrier on the particular ramp.
8. **Proposed Solution:** Description of steps necessary to remove barrier and, if applicable, an interim solution or notes.
9. **Cross Street:** Cross/intersecting street name.
10. **Codes / Info:**
    - PROWAG: Guidelines to enforce Federal accessibility standards in the public rights-of-way.
    - ADAAG/ADA 2010: The Federal Standard for accessibility adopted by the Department of Justice.
    - CBC 2007/ CBC 2016 The California Building Codes.
11. **Unit Cost:** Estimated cost specific solution per one unit. (The final cost of barrier removal may exceed this estimate based on the year of mitigation, design approach and chosen method of mitigation)
12. **Priority:** Priority number assigned to specific barrier based on priorization criteria which include: expected frequency of use and severity of the barrier. Measureed on a scale of 0 to 200, with 200 being the highest priority and 0 being the least.
13. **Ramp Features:** Features of curb ramp measured to determine accessibility.
14. **Measurements:** Existing condition/dimension determined for each ramp.
    - (in) measurement in inches
    - (%) measurement in percentage grade
    - **BOLD** text indicate non-compliant dimensions.
    - Normal text indicate compliant dimensions

LEGEND ABBREVIATIONS

ADA	Americans with Disabilities Act
ADAAG	ADA Accessibility Guidelines
E	East
Fig.	Figure
JOB	per one job (lump sum)
lbs.	Pounds
LF	Linear foot
MUTCD	Manual on Uniform Traffic Control Devices
N	North
NE	Northeast
NW	Northwest
NWn	Northwest: North side
NWs	Northwest: South side
POT	Path of travel
PROW	Public Right-of-Way
PROWAG	Public Right-of-Way Accesible Guidelines
Qty	Quantity
REF	Reference; Provided in locations with overlapping issue; indicates no addition cost required for mitigation
S	South
SE	Southeast
SF	Square foot
SW	Southwest
TBD	To be determined
W	West

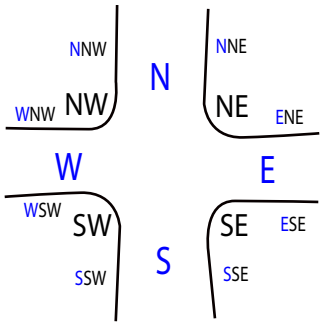

Figure 1. Orientation map corresponding to the specific cornner/curb ramp in any given intersection.

MEASUREMENT BREAKDOWN

FEATURE:	ADA/CBC GUIDELINE
Street Grade	*Used for reference in regards to possible exceptions*
Width of Ramp	The clear width of curb ramp runs (excluding any flared sides), blended transitions, and turning spaces shall be 48 inches minimum.
Slope of the Ramp	Ramp runs shall have a running slope not steeper than 1:12 (8.3%).
X Slope of the Ramp	The cross slope of curb ramps and blended transitions shall be 1:48 (2.0%) maximum.
Top Landing Length	Landings shall be provided at the tops of curb ramps and blended transitions. The landing clear length shall be 48 inches minimum.
Top Landing Slope	The slope of the landing in all directions shall be 1:48 (2.0%) maximum.
Top Landing X Slope	The slope of the landing in all directions shall be 1:48 (2.0%) maximum.
Bottom Landing Length	(Parallel Curb Ramp) A turning space 48 inches minimum by 48 inches minimum shall be provided at the bottom of the curb ramp.
Bottom Landing Slope	(Parallel Curb Ramp) The slope of the turning space in all directions shall be 1:48 (2.0%) maximum.
Bottom Landing X Slope	(Parallel Curb Ramp) The slope of the turning space in all directions shall be 1:48 (2.0%) maximum.
Left Flare	Where provided, curb ramp flares shall not be steeper than 1:10 (10.0%).
Right Flare	Where provided, curb ramp flares shall not be steeper than 1:10 (10.0%).
Gutter Lip	The adjacent surfaces at transitions at curb ramps to walks, gutters, and streets shall be at the same level.
Gutter Slope	Counter slopes of adjoining gutters and road surfaces immediately adjacent to and within 24 inches of the curb ramp shall not be steeper than 1:20 (5.0%).
Gutter X Slope	The cross slope of curb ramps and blended transitions shall be 1:48 (2.0%) maximum.
Truncated Domes	Curb ramps and blended transitions shall have detectable warnings.
Dome Setback	Detectable warnings shall be located so the edge nearest the curb is 6 inches minimum and 8 inches maximum from the line at the face of the curb marking the transition between the curb and the gutter, street or highway or flush at the transition for a paralell curb ramp and island cut-through.
Within Crosswalk	The bottom of curb ramps shall have a clear space 48 inches minimum outside active traffic lanes of the roadway
Viewpoint	The curb ramp left/right orientation is viewed as if standing in the street facing the curb ramp.



COST SUMMARY

Total Cost for Street: 10th St — $107,500.00

Intersection ID and Street Names:	Type:	Orientation:	
1 10th St and Kings Ave			**$14,000.00**
272	Curb Ramp Required	E	$7,000.00
275	Curb Ramp Required	N	$7,000.00
273	No Sidewalk, Curb Ramp Not Required	S	$0.00
274	No Sidewalk, Curb Ramp Not Required	W	$0.00
2 10th St and Lake Ave			**$3,000.00**
280	Perpendicular	E	$0.00
283	Perpendicular	N	$0.00
281	Perpendicular	S	$0.00
282	Perpendicular	W	$3,000.00
3 10th St and Monterey Ave			**$14,000.00**
285	No Sidewalk, Curb Ramp Not Required	E	$0.00
286	No Sidewalk, Curb Ramp Not Required	N	$0.00
284	Curb Ramp Required	S	$7,000.00
287	Perpendicular	W	$7,000.00
346 10th St and Orange Ave			**$20,500.00**
709	Parallel	E	$7,000.00
710	Parallel	N	$7,000.00
708	Perpendicular	S	$6,500.00
707	No Sidewalk, Curb Ramp Not Required	W	$0.00
4 10th St and Riverside Ave			**$0.00**
276	No Sidewalk, Curb Ramp Not Required	E	$0.00
279	No Sidewalk, Curb Ramp Not Required	N	$0.00
277	No Sidewalk, Curb Ramp Not Required	S	$0.00
278	No Sidewalk, Curb Ramp Not Required	W	$0.00
5 10th St and Robertson Blvd			**$16,000.00**
681	Perpendicular	E	$6,500.00
682	Perpendicular	N	$3,000.00
680	Perpendicular	S	$0.00
679	Perpendicular	W	$6,500.00
6 10th St and Sonoma Ave			**$3,500.00**
288	No Sidewalk, Curb Ramp Not Required	E	$0.00
289	No Sidewalk, Curb Ramp Not Required	N	$0.00
291	Parallel	S	$3,500.00
290	No Sidewalk, Curb Ramp Not Required	W	$0.00
7 10th St and Trinity Ave			**$20,500.00**
702	Perpendicular	E	$6,500.00
699	Curb Ramp Required	N	$7,000.00
701	Curb Ramp Required	S	$7,000.00
700	No Sidewalk, Curb Ramp Not Required	W	$0.00

8	**10th St** and **Ventura Ave**			**$16,000.00**
	293	**Perpendicular**	**E**	**$6,500.00**
	292	**Curb Ramp Required**	**N**	**$7,000.00**
	294	**Perpendicular**	**S**	**$2,500.00**

Total Cost for Street: 11th St — $139,250.00

Intersection ID and Street Names:	Type:	Orientation:	
11	**11th St** and **Humboldt Ave**		**$21,000.00**
1088	**Parallel**	**E**	**$7,000.00**
1089	**Parallel**	**N**	**$7,000.00**
1087	**No Sidewalk, Curb Ramp Not Required**	**S**	**$0.00**
1086	**Parallel**	**W**	**$7,000.00**
12	**11th St** and **Kings Ave**		**$16,000.00**
674	**No Sidewalk, Curb Ramp Not Required**	**E**	**$0.00**
671	**Curb Ramp Required**	**N**	**$7,000.00**
673	**Perpendicular**	**S**	**$2,500.00**
672	**Perpendicular**	**W**	**$6,500.00**
13	**11th St** and **Lake Ave**		**$4,500.00**
309	**Parallel**	**E**	**$500.00**
307	**Parallel**	**N**	**$500.00**
308	**Parallel**	**SW**	**$3,500.00**
14	**11th St** and **Monterey Ave**		**$4,500.00**
306	**Parallel**	**E**	**$500.00**
303	**Parallel**	**N**	**$500.00**
305	**Perpendicular**	**S**	**$0.00**
304	**Parallel**	**W**	**$3,500.00**
15	**11th St** and **Orange Ave**		**$28,000.00**
1090	**Parallel**	**E**	**$7,000.00**
1091	**Perpendicular**	**N**	**$7,000.00**
1093	**Parallel**	**S**	**$7,000.00**
1092	**Perpendicular**	**W**	**$7,000.00**
16	**11th St** and **Riverside Ave**		**$6,250.00**
313	**No Sidewalk, Curb Ramp Not Required**	**E**	**$0.00**
310	**Perpendicular**	**N**	**$3,000.00**
312	**Perpendicular**	**S**	**$0.00**
311	**Perpendicular**	**W**	**$3,250.00**
17	**11th St** and **Robertson Blvd**		**$22,000.00**
678	**Perpendicular**	**E**	**$6,500.00**
677	**Perpendicular**	**N**	**$6,500.00**
675	**Perpendicular**	**S**	**$2,500.00**
676	**Perpendicular**	**W**	**$6,500.00**
18	**11th St** and **Sonoma Ave**		**$11,000.00**
302	**Parallel**	**E**	**$3,500.00**

299	**No Sidewalk, Curb Ramp Not Required**	**N**	**$0.00**
301	**Parallel**	**S**	**$7,000.00**
300	**Parallel**	**W**	**$500.00**
19 11th St and Trinity Ave			**$10,500.00**
703	**Parallel**	**E**	**$500.00**
704	**Parallel**	**N**	**$3,000.00**
706	**Parallel**	**S**	**$3,500.00**
705	**Parallel**	**W**	**$3,500.00**
20 11th St and Ventura Ave			**$15,500.00**
295	**Perpendicular**	**E**	**$0.00**
296	**Perpendicular**	**N**	**$2,500.00**
298	**Perpendicular**	**S**	**$6,500.00**
297	**Perpendicular**	**W**	**$6,500.00**

Total Cost for Street: 12th St — $94,000.00

Intersection ID and Street Names:	Type:	Orientation:	
375 12th St and Alameda Ave			**$7,000.00**
1100	**No Sidewalk, Curb Ramp Not Required**	**E**	**$0.00**
1099	**No Sidewalk, Curb Ramp Not Required**	**S**	**$0.00**
1098	**Parallel**	**W**	**$7,000.00**
367 12th St and Colusa Ave			**$7,000.00**
1101	**No Sidewalk, Curb Ramp Not Required**	**N**	**$0.00**
1103	**Perpendicular**	**S**	**$7,000.00**
1102	**No Sidewalk, Curb Ramp Not Required**	**W**	**$0.00**
21 12th St and Humboldt Ave			**$24,000.00**
1082	**Parallel**	**E**	**$3,000.00**
1085	**Parallel**	**N**	**$7,000.00**
1083	**Parallel**	**S**	**$7,000.00**
1084	**Parallel**	**W**	**$7,000.00**
22 12th St and Monterey Ave			**$10,500.00**
947	**Parallel**	**E**	**$7,000.00**
946	**Parallel**	**N**	**$3,500.00**
945	**No Sidewalk, Curb Ramp Not Required**	**W**	**$0.00**
23 12th St and Orange Ave			**$14,000.00**
1095	**Perpendicular**	**E**	**$7,000.00**
1094	**Perpendicular**	**N**	**$7,000.00**
1096	**No Sidewalk, Curb Ramp Not Required**	**S**	**$0.00**
1097	**Curb Ramp Required**	**W**	
24 12th St and Riverside Ave			**$7,000.00**
979	**No Sidewalk, Curb Ramp Not Required**	**E**	**$0.00**
978	**No Sidewalk, Curb Ramp Not Required**	**S**	**$0.00**
980	**Curb Ramp Required**	**W**	**$7,000.00**
25 12th St and Sonoma Ave			**$3,500.00**

941	**No Sidewalk, Curb Ramp Not Required**	**E**	**$0.00**
944	**No Sidewalk, Curb Ramp Not Required**	**N**	**$0.00**
942	**No Sidewalk, Curb Ramp Not Required**	**S**	**$0.00**
943	**Parallel**	**W**	**$3,500.00**
26 12th St and Ventura Ave			**$21,000.00**
909	**Perpendicular**	**E**	**$7,000.00**
908	**Curb Ramp Required**	**N**	**$7,000.00**
910	**Perpendicular**	**S**	**$7,000.00**

Total Cost for Street: 13th St — $194,500.00

Intersection ID and Street Names:	Type:	Orientation:	
27 13th St and Alameda Ave			**$14,000.00**
1080	**Curb Ramp Required**	**E**	**$7,000.00**
1079	**No Sidewalk, Curb Ramp Not Required**	**N**	**$0.00**
1081	**Perpendicular**	**S**	**$7,000.00**
1078	**No Sidewalk, Curb Ramp Not Required**	**W**	**$0.00**
28 13th St and Colusa Ave			**$21,000.00**
1058	**Curb Ramp Required**	**E**	**$7,000.00**
1059	**Curb Ramp Required**	**N**	**$7,000.00**
1061	**No Sidewalk, Curb Ramp Not Required**	**S**	**$0.00**
1060	**Curb Ramp Required**	**W**	**$7,000.00**
29 13th St and Humboldt Ave			**$24,500.00**
1076	**Parallel**	**E**	**$7,000.00**
1075	**Parallel**	**N**	**$3,500.00**
1077	**Parallel**	**S**	**$7,000.00**
1074	**Parallel**	**W**	**$7,000.00**
30 13th St and Kings Ave			**$14,000.00**
996	**No Sidewalk, Curb Ramp Not Required**	**N**	**$0.00**
998	**Curb Ramp Required**	**S**	**$7,000.00**
997	**No Sidewalk, Curb Ramp Not Required**	**W**	**$7,000.00**
31 13th St and Lake Ave			**$21,500.00**
960	**Parallel**	**E**	**$7,000.00**
959	**Parallel**	**N**	**$7,000.00**
961	**Parallel**	**S**	**$500.00**
958	**Parallel**	**W**	**$7,000.00**
32 13th St and Monterey Ave			**$6,500.00**
933	**Perpendicular**	**E**	**$6,500.00**
936	**No Sidewalk, Curb Ramp Not Required**	**N**	**$0.00**
934	**No Sidewalk, Curb Ramp Not Required**	**S**	**$0.00**
935	**No Sidewalk, Curb Ramp Not Required**	**W**	**$0.00**
33 13th St and Orange Ave			**$16,500.00**
1013	**No Sidewalk, Curb Ramp Not Required**	**E**	**$0.00**
1012	**Perpendicular**	**N**	**$2,500.00**

1014	**Parallel**	**S**	**$7,000.00**
1011	**Parallel**	**W**	**$7,000.00**
34 13th St and Riverside Ave			**$13,500.00**
965	**No Sidewalk, Curb Ramp Not Required**	**E**	**$0.00**
962	**Perpendicular**	**N**	**$7,000.00**
964	**No Sidewalk, Curb Ramp Not Required**	**S**	**$0.00**
963	**Perpendicular**	**W**	**$6,500.00**
35 13th St and Robertson Blvd			**$18,500.00**
983	**Parallel**	**E**	**$3,000.00**
982	**Parallel**	**N**	**$2,500.00**
984	**Perpendicular**	**S**	**$6,500.00**
981	**Perpendicular**	**W**	**$6,500.00**
36 13th St and Sonoma Ave			**$0.00**
937	**No Sidewalk, Curb Ramp Not Required**	**E**	**$0.00**
940	**No Sidewalk, Curb Ramp Not Required**	**N**	**$0.00**
938	**No Sidewalk, Curb Ramp Not Required**	**S**	**$0.00**
939	**No Sidewalk, Curb Ramp Not Required**	**W**	**$0.00**
37 13th St and Trinity Ave			**$28,000.00**
1009	**Parallel**	**E**	**$7,000.00**
1008	**Parallel**	**N**	**$7,000.00**
1010	**Parallel**	**S**	**$7,000.00**
1007	**Parallel**	**W**	**$7,000.00**
38 13th St and Ventura Ave			**$16,500.00**
915	**Perpendicular**	**E**	**$6,500.00**
914	**Curb Ramp Required**	**N**	**$7,000.00**
916	**Perpendicular**	**S**	**$3,000.00**

Total Cost for Street: 14th St **$134,750.00**

Intersection ID and Street Names:	Type:	Orientation:	
39 14th St and Alameda Ave			**$13,500.00**
1067	**Perpendicular**	**E**	**$6,500.00**
1068	**No Sidewalk, Curb Ramp Not Required**	**N**	**$0.00**
1066	**No Sidewalk, Curb Ramp Not Required**	**S**	**$0.00**
1069	**Curb Ramp Required**	**W**	**$7,000.00**
40 14th St and Colusa Ave			**$7,000.00**
1062	**No Sidewalk, Curb Ramp Not Required**	**E**	**$0.00**
1063	**No Sidewalk, Curb Ramp Not Required**	**N**	**$0.00**
1065	**Curb Ramp Required**	**S**	**$7,000.00**
1064	**No Sidewalk, Curb Ramp Not Required**	**W**	**$0.00**
41 14th St and Humboldt Ave			**$21,000.00**
1070	**Parallel**	**E**	**$3,500.00**
1073	**Parallel**	**N**	**$7,000.00**
1071	**Parallel**	**S**	**$3,500.00**

1072	**Parallel**	**W**	**$7,000.00**
42 14th St and Lake Ave			**$7,000.00**
957	**No Sidewalk, Curb Ramp Not Required**	**E**	**$0.00**
956	**No Sidewalk, Curb Ramp Not Required**	**N**	**$0.00**
954	**Curb Ramp Required**	**S**	**$7,000.00**
955	**No Sidewalk, Curb Ramp Not Required**	**W**	**$0.00**
43 14th St and Monterey Ave			**$14,000.00**
949	**No Sidewalk, Curb Ramp Not Required**	**E**	**$0.00**
948	**Curb Ramp Required**	**N**	**$7,000.00**
950	**Curb Ramp Required**	**S**	**$7,000.00**
44 14th St and Orange Ave			**$14,500.00**
1015	**No Sidewalk, Curb Ramp Not Required**	**E**	**$0.00**
1016	**Parallel**	**N**	**$500.00**
1018	**Parallel**	**S**	**$7,000.00**
1017	**Parallel**	**W**	**$7,000.00**
45 14th St and Riverside Ave			**$14,000.00**
966	**Perpendicular**	**N**	**$7,000.00**
968	**No Sidewalk, Curb Ramp Not Required**	**S**	**$0.00**
967	**Perpendicular**	**W**	**$7,000.00**
46 14th St and Robertson Blvd			**$10,750.00**
985	**Perpendicular**	**E**	**$3,250.00**
986	**Parallel**	**S**	**$500.00**
987	**Curb Ramp Required**	**W**	**$7,000.00**
376 14th St and Sonoma Ave			**$0.00**
930	**No Sidewalk, Curb Ramp Not Required**	**N**	**$0.00**
932	**No Sidewalk, Curb Ramp Not Required**	**S**	**$0.00**
931	**No Sidewalk, Curb Ramp Not Required**	**W**	**$0.00**
47 14th St and Trinity Ave			**$21,000.00**
1006	**Perpendicular**	**E**	**$7,000.00**
1005	**No Sidewalk, Curb Ramp Not Required**	**N**	**$0.00**
1004	**Perpendicular**	**NW**	**$7,000.00**
1002	**No Sidewalk, Curb Ramp Not Required**	**S**	**$0.00**
1003	**Perpendicular**	**SW**	**$7,000.00**
48 14th St and Ventura Ave			**$12,000.00**
918	**Perpendicular**	**E**	**$2,500.00**
917	**Curb Ramp Required**	**N**	**$7,000.00**
919	**Perpendicular**	**S**	**$2,500.00**

Total Cost for Street: 15th St **$318,000.00**

Intersection ID and Street Names:	Type:	Orientation:	
49 15th St and Alameda Ave			**$21,000.00**
1039	**Perpendicular**	**E**	**$7,000.00**
1038	**Perpendicular**	**N**	**$7,000.00**

1037	**Curb Ramp Required**	**W**	**$7,000.00**
50 15th St and Colusa Ave			**$21,000.00**
1045	**Perpendicular**	**E**	**$7,000.00**
1044	**Perpendicular**	**N**	**$7,000.00**
1043	**Curb Ramp Required**	**W**	**$7,000.00**
51 15th St and Coolidge Ave			**$21,000.00**
1036	**Curb Ramp Required**	**E**	**$7,000.00**
1035	**Perpendicular**	**S**	**$7,000.00**
1034	**Perpendicular**	**W**	**$7,000.00**
52 15th St and Defender St			**$21,000.00**
974	**Curb Ramp Required**	**N**	**$7,000.00**
972	**Blended Transition**	**S**	**$7,000.00**
973	**Blended Transition**	**W**	**$7,000.00**
53 15th St and Harding Ave			**$14,500.00**
1040	**Curb Ramp Required**	**N**	**$7,000.00**
1042	**Perpendicular**	**S**	**$7,000.00**
1041	**Perpendicular**	**W**	**$500.00**
54 15th St and Hoover Ave			**$21,000.00**
1030	**Curb Ramp Required**	**E**	**$7,000.00**
1029	**Perpendicular**	**S**	**$7,000.00**
1028	**Perpendicular**	**W**	**$7,000.00**
55 15th St and Humboldt Ave			**$16,500.00**
1032	**Perpendicular**	**E**	**$3,000.00**
1031	**Perpendicular**	**N**	**$6,500.00**
1033	**Parallel**	**S**	**$7,000.00**
56 15th St and Kings Ave			**$20,500.00**
992	**Perpendicular**	**E**	**$7,000.00**
993	**Perpendicular**	**N**	**$6,500.00**
994	**Curb Ramp Required**	**W**	**$7,000.00**
57 15th St and Lake Ave			**$17,500.00**
975	**Parallel**	**E**	**$3,500.00**
977	**Parallel**	**N**	**$7,000.00**
976	**Parallel**	**S**	**$7,000.00**
58 15th St and Monterey Ave			**$21,000.00**
953	**Parallel**	**E**	**$7,000.00**
952	**Parallel**	**N**	**$7,000.00**
951	**Parallel**	**W**	**$7,000.00**
59 15th St and Orange Ave			**$9,500.00**
1020	**Perpendicular**	**E**	**$3,000.00**
1021	**Perpendicular**	**N**	**$3,000.00**
1019	**Parallel**	**W**	**$3,500.00**
60 15th St and Riverside Ave			**$20,500.00**
971	**Perpendicular**	**E**	**$7,000.00**

970	Perpendicular	N	$6,500.00
969	Curb Ramp Required	W	$7,000.00
61 15th St and Robertson Blvd			**$21,000.00**
988	Perpendicular	NE	$0.00
991	Perpendicular	NW	$7,000.00
989	Perpendicular	SE	$7,000.00
990	Perpendicular	SW	$7,000.00
62 15th St and Roosevelt Dr			**$21,000.00**
1024	Curb Ramp Required	N	$7,000.00
1022	Perpendicular	S	$7,000.00
1023	Perpendicular	W	$7,000.00
348 15th St and Sonoma Ave			**$16,500.00**
929	Perpendicular	E	$2,500.00
928	Perpendicular	N	$7,000.00
927	Parallel	W	$7,000.00
63 15th St and Trinity Ave			**$20,000.00**
1025	Perpendicular	E	$6,500.00
1026	Perpendicular	N	$6,500.00
1027	Curb Ramp Required	W	$7,000.00
347 15th St and Truman Dr			**$14,500.00**
1048	Curb Ramp Required	E	$7,000.00
1047	Perpendicular	S	$500.00
1046	Perpendicular	W	$7,000.00

Total Cost for Street: 1st St **$115,000.00**

Intersection ID and Street Names:	Type:	Orientation:	
64 1st St and Alameda Ave			**$7,000.00**
384	No Sidewalk, Curb Ramp Not Required	E	$0.00
385	No Sidewalk, Curb Ramp Not Required	N	$0.00
387	Perpendicular	S	$7,000.00
386	No Sidewalk, Curb Ramp Not Required	W	$0.00
65 1st St and Colusa Ave			**$7,000.00**
380	No Sidewalk, Curb Ramp Not Required	E	$0.00
383	No Sidewalk, Curb Ramp Not Required	N	$0.00
381	Curb Ramp Required	S	$7,000.00
382	No Sidewalk, Curb Ramp Not Required	W	$0.00
66 1st St and Humboldt Ave			**$7,000.00**
391	No Sidewalk, Curb Ramp Not Required	E	$0.00
390	No Sidewalk, Curb Ramp Not Required	N	$0.00
388	No Sidewalk, Curb Ramp Not Required	S	$0.00
389	Perpendicular	W	$7,000.00
67 1st St and Kings Ave			**$20,000.00**
6	Perpendicular	E	$0.00

7	Perpendicular	N	$7,000.00
5	Perpendicular	S	$6,500.00
8	Perpendicular	W	$6,500.00
68 1st St and Lake Ave			**$0.00**
56	No Sidewalk, Curb Ramp Not Required	N	$0.00
57	No Sidewalk, Curb Ramp Not Required	SE	$0.00
58	No Sidewalk, Curb Ramp Not Required	SW	$0.00
69 1st St and Mariposa Ave			**$7,000.00**
379	No Sidewalk, Curb Ramp Not Required	E	$0.00
378	Curb Ramp Required	W	$7,000.00
70 1st St and Monterey Ave			**$7,000.00**
59	No Sidewalk, Curb Ramp Not Required	N	$0.00
62	Perpendicular	S	$7,000.00
61	No Sidewalk, Curb Ramp Not Required	SW	$0.00
71 1st St and Orange Ave			**$9,500.00**
392	No Sidewalk, Curb Ramp Not Required	E	$0.00
393	No Sidewalk, Curb Ramp Not Required	N	$0.00
394	Perpendicular	S	$7,000.00
395	Perpendicular	W	$2,500.00
72 1st St and Riverside Ave			**$7,000.00**
53	No Sidewalk, Curb Ramp Not Required	N	$0.00
55	No Sidewalk, Curb Ramp Not Required	SE	$0.00
54	Curb Ramp Required	SW	$7,000.00
73 1st St and Robertson Blvd			**$16,500.00**
29	Perpendicular	E	$3,000.00
32	Perpendicular	N	$7,000.00
30	Perpendicular	S	$6,500.00
31	Perpendicular	W	$0.00
349 1st St and Sonoma Ave			**$0.00**
66	No Sidewalk, Curb Ramp Not Required	E	$0.00
63	No Sidewalk, Curb Ramp Not Required	N	$0.00
65	No Sidewalk, Curb Ramp Not Required	S	$0.00
64	No Sidewalk, Curb Ramp Not Required	W	$0.00
74 1st St and Trinity Ave			**$27,000.00**
397	Curb Ramp Required	E	$7,000.00
399	Perpendicular	N	$6,500.00
396	Perpendicular	S	$6,500.00
398	Curb Ramp Required	W	$7,000.00

Total Cost for Street: 2nd St **$178,500.00**

Intersection ID and Street Names:	Type:	Orientation:	
75 2nd St and Alameda Ave			**$7,000.00**
414	No Sidewalk, Curb Ramp Not Required	E	$0.00

	411	No Sidewalk, Curb Ramp Not Required	N	$0.00
	413	No Sidewalk, Curb Ramp Not Required	S	$0.00
	412	Curb Ramp Required	W	$7,000.00
76 2nd St and Colusa Ave				**$14,000.00**
	415	No Sidewalk, Curb Ramp Not Required	N	$0.00
	417	Curb Ramp Required	SE	$7,000.00
	416	Curb Ramp Required	W	$7,000.00
77 2nd St and Humboldt Ave				**$14,000.00**
	410	No Sidewalk, Curb Ramp Not Required	E	$0.00
	407	Perpendicular	N	$7,000.00
	409	Curb Ramp Required	S	$7,000.00
	408	No Sidewalk, Curb Ramp Not Required	W	$0.00
78 2nd St and Kings Ave				**$21,000.00**
	4	Perpendicular	E	$7,000.00
	2	No Sidewalk, Curb Ramp Not Required	N	$0.00
	3	Curb Ramp Required	S	$7,000.00
	1	Curb Ramp Required	W	$7,000.00
79 2nd St and Lake Ave				**$7,000.00**
	72	No Sidewalk, Curb Ramp Not Required	E	$0.00
	71	No Sidewalk, Curb Ramp Not Required	N	$0.00
	73	No Sidewalk, Curb Ramp Not Required	S	$0.00
	74	Curb Ramp Required	W	$7,000.00
80 2nd St and Monterey Ave				**$21,000.00**
	70	No Sidewalk, Curb Ramp Not Required	E	$0.00
	67	Curb Ramp Required	N	$7,000.00
	69	Perpendicular	S	$7,000.00
	68	Curb Ramp Required	W	$7,000.00
81 2nd St and Orange Ave				**$20,500.00**
	406	Perpendicular	E	$7,000.00
	405	Perpendicular	N	$6,500.00
	404	Curb Ramp Required	S	$7,000.00
82 2nd St and Riverside Ave				**$28,000.00**
	76	Perpendicular	E	$7,000.00
	75	Curb Ramp Required	N	$7,000.00
	77	Curb Ramp Required	S	$7,000.00
	78	Curb Ramp Required	W	$7,000.00
83 2nd St and Robertson Blvd				**$22,500.00**
	50	Perpendicular	E	$6,500.00
	51	Perpendicular	N	$6,500.00
	49	Perpendicular	S	$3,000.00
	52	Perpendicular	W	$6,500.00
84 2nd St and Trinity Ave				**$23,500.00**
	401	Perpendicular	E	$6,500.00
	400	Curb Ramp Required	N	$7,000.00

402	Perpendicular	S	$6,500.00
403	Parallel	W	$3,500.00

Total Cost for Street: 3rd St — $257,500.00

Intersection ID and Street Names:	Type:	Orientation:	
85 3rd St and Alameda Ave			**$19,000.00**
427	Perpendicular	E	$3,000.00
428	Perpendicular	N	$6,500.00
426	Perpendicular	S	$3,000.00
429	Perpendicular	W	$6,500.00
86 3rd St and Colusa Ave			**$19,000.00**
423	Perpendicular	E	$6,500.00
424	Perpendicular	N	$3,000.00
422	Perpendicular	S	$6,500.00
425	Perpendicular	W	$3,000.00
87 3rd St and Humboldt Ave			**$22,500.00**
431	Perpendicular	E	$6,500.00
432	Perpendicular	N	$6,500.00
430	Perpendicular	S	$6,500.00
433	Perpendicular	W	$3,000.00
88 3rd St and Kings Ave			**$26,500.00**
79	Perpendicular	E	$6,500.00
82	Perpendicular	N	$6,500.00
80	Perpendicular	S	$6,500.00
81	Perpendicular	W	$7,000.00
89 3rd St and Lake Ave			**$26,000.00**
88	Perpendicular	E	$6,500.00
87	Perpendicular	N	$6,500.00
89	Perpendicular	S	$6,500.00
90	Perpendicular	W	$6,500.00
90 3rd St and Mariposa Ave			**$9,500.00**
419	No Sidewalk, Curb Ramp Not Required	E	$0.00
418	Perpendicular	N	$6,500.00
420	No Sidewalk, Curb Ramp Not Required	S	$0.00
421	Perpendicular	W	$3,000.00
91 3rd St and Monterey Ave			**$23,000.00**
91	Perpendicular	E	$6,500.00
94	Perpendicular	N	$3,000.00
92	Perpendicular	S	$7,000.00
93	Perpendicular	W	$6,500.00
92 3rd St and Orange Ave			**$15,000.00**
435	Perpendicular	E	$2,500.00
436	Perpendicular	N	$3,000.00

434	Perpendicular	S	$3,000.00
437	Perpendicular	W	$6,500.00
93 3rd St and Riverside Ave			**$26,000.00**
83	Perpendicular	E	$6,500.00
86	Perpendicular	N	$6,500.00
84	Perpendicular	S	$6,500.00
85	Perpendicular	W	$6,500.00
94 3rd St and Robertson Blvd			**$26,000.00**
48	Perpendicular	E	$6,500.00
47	Perpendicular	N	$6,500.00
45	Perpendicular	S	$6,500.00
46	Perpendicular	W	$6,500.00
350 3rd St and Sonoma Ave			**$22,500.00**
98	Perpendicular	E	$6,500.00
97	Perpendicular	N	$3,000.00
95	Perpendicular	S	$6,500.00
96	Perpendicular	W	$6,500.00
95 3rd St and Trinity Ave			**$22,500.00**
439	Perpendicular	E	$3,000.00
440	Perpendicular	N	$6,500.00
438	Perpendicular	S	$6,500.00
441	Perpendicular	W	$6,500.00

Total Cost for Street: 4th St — $245,000.00

Intersection ID and Street Names:	Type:	Orientation:	
96 4th St and Alameda Ave			**$14,000.00**
458	Perpendicular	E	$7,000.00
455	No Sidewalk, Curb Ramp Not Required	N	$0.00
457	Curb Ramp Required	S	$7,000.00
456	No Sidewalk, Curb Ramp Not Required	W	$0.00
97 4th St and Colusa Ave			**$28,000.00**
460	Curb Ramp Required	E	$7,000.00
459	Curb Ramp Required	N	$7,000.00
462	Perpendicular	S	$7,000.00
461	Curb Ramp Required	W	$7,000.00
98 4th St and Humboldt Ave			**$0.00**
452	No Sidewalk, Curb Ramp Not Required	E	$0.00
451	No Sidewalk, Curb Ramp Not Required	N	$0.00
453	No Sidewalk, Curb Ramp Not Required	S	$0.00
454	No Sidewalk, Curb Ramp Not Required	W	$0.00
99 4th St and Kings Ave			**$21,000.00**
102	No Sidewalk, Curb Ramp Not Required	E	$0.00
99	Curb Ramp Required	N	$7,000.00

101	**Curb Ramp Required**	**S**	**$7,000.00**
100	**Curb Ramp Required**	**W**	**$7,000.00**
100 4th St and Lake Ave			**$28,000.00**
108	**Curb Ramp Required**	**E**	**$7,000.00**
107	**Curb Ramp Required**	**N**	**$7,000.00**
109	**Curb Ramp Required**	**S**	**$7,000.00**
110	**Curb Ramp Required**	**W**	**$7,000.00**
101 4th St and Monterey Ave			**$21,000.00**
112	**Curb Ramp Required**	**E**	**$7,000.00**
111	**No Sidewalk, Curb Ramp Not Required**	**N**	**$0.00**
113	**Curb Ramp Required**	**S**	**$7,000.00**
114	**Curb Ramp Required**	**W**	**$7,000.00**
102 4th St and Orange Ave			**$16,000.00**
450	**Perpendicular**	**E**	**$3,000.00**
447	**Perpendicular**	**N**	**$6,500.00**
449	**Parallel**	**S**	**$3,500.00**
448	**Perpendicular**	**W**	**$3,000.00**
103 4th St and Riverside Ave			**$27,500.00**
103	**Curb Ramp Required**	**E**	**$7,000.00**
106	**Curb Ramp Required**	**N**	**$7,000.00**
104	**Curb Ramp Required**	**S**	**$7,000.00**
105	**Perpendicular**	**W**	**$6,500.00**
104 4th St and Robertson Blvd			**$23,000.00**
44	**Perpendicular**	**E**	**$6,500.00**
43	**Perpendicular**	**N**	**$7,000.00**
41	**Perpendicular**	**S**	**$2,500.00**
42	**Perpendicular**	**W**	**$7,000.00**
105 4th St and Sonoma Ave			**$28,000.00**
116	**Curb Ramp Required**	**E**	**$7,000.00**
115	**Curb Ramp Required**	**N**	**$7,000.00**
117	**Curb Ramp Required**	**S**	**$7,000.00**
118	**Curb Ramp Required**	**W**	**$7,000.00**
106 4th St and Trinity Ave			**$22,500.00**
445	**Perpendicular**	**E**	**$3,250.00**
442	**Perpendicular**	**N**	**$6,500.00**
444	**Perpendicular**	**S**	**$3,250.00**
446	**Perpendicular**	**SW**	**$3,000.00**
443	**Perpendicular**	**W**	**$6,500.00**
107 4th St and Ventura Ave			**$16,000.00**
120	**Perpendicular**	**E**	**$6,500.00**
121	**Curb Ramp Required**	**N**	**$7,000.00**
119	**Perpendicular**	**S**	**$2,500.00**

Total Cost for Street: 5th St **$221,750.00**

Intersection ID and Street Names:	Type:	Orientation:	
108 5th St and Alameda Ave			**$15,750.00**
472	**Perpendicular**	**E**	**$3,000.00**
473	**Perpendicular**	**N**	**$6,500.00**
471	**Perpendicular**	**S**	**$3,250.00**
474	**Perpendicular**	**W**	**$3,000.00**
351 5th St and Colusa Ave			**$19,000.00**
467	**Perpendicular**	**E**	**$6,500.00**
470	**Perpendicular**	**N**	**$3,000.00**
468	**Perpendicular**	**S**	**$6,500.00**
469	**Perpendicular**	**W**	**$3,000.00**
109 5th St and Humboldt Ave			**$15,500.00**
475	**Perpendicular**	**E**	**$6,500.00**
478	**Perpendicular**	**N**	**$3,000.00**
476	**Perpendicular**	**S**	**$3,000.00**
477	**Perpendicular**	**W**	**$3,000.00**
110 5th St and Kings Ave			**$18,500.00**
149	**Perpendicular**	**E**	**$6,500.00**
148	**Perpendicular**	**N**	**$6,500.00**
150	**Perpendicular**	**S**	**$2,500.00**
147	**Perpendicular**	**W**	**$3,000.00**
111 5th St and Lake Ave			**$12,500.00**
142	**Perpendicular**	**E**	**$3,000.00**
141	**Perpendicular**	**N**	**$3,000.00**
140	**Perpendicular**	**SW**	**$6,500.00**
112 5th St and Monterey Ave			**$19,000.00**
138	**Perpendicular**	**E**	**$6,500.00**
137	**Perpendicular**	**N**	**$3,000.00**
139	**Perpendicular**	**S**	**$6,500.00**
136	**Perpendicular**	**W**	**$3,000.00**
113 5th St and Orange Ave			**$19,000.00**
479	**Perpendicular**	**E**	**$3,000.00**
482	**Perpendicular**	**N**	**$6,500.00**
480	**Perpendicular**	**S**	**$6,500.00**
481	**Perpendicular**	**W**	**$3,000.00**
114 5th St and Riverside Ave			**$19,000.00**
145	**Perpendicular**	**E**	**$3,000.00**
144	**Perpendicular**	**N**	**$6,500.00**
146	**Perpendicular**	**S**	**$6,500.00**
143	**Perpendicular**	**W**	**$3,000.00**
115 5th St and Robertson Blvd			**$26,500.00**

40	**Perpendicular**	**E**	**$6,500.00**
39	**Perpendicular**	**N**	**$7,000.00**
37	**Perpendicular**	**S**	**$6,500.00**
38	**Perpendicular**	**W**	**$6,500.00**
116 5th St and Sonoma Ave			**$18,500.00**
134	**Perpendicular**	**E**	**$3,000.00**
133	**Perpendicular**	**N**	**$6,500.00**
135	**Perpendicular**	**S**	**$6,500.00**
132	**Perpendicular**	**W**	**$2,500.00**
117 5th St and Trinity Ave			**$22,500.00**
483	**Perpendicular**	**E**	**$6,500.00**
486	**Perpendicular**	**N**	**$6,500.00**
484	**Perpendicular**	**S**	**$3,000.00**
485	**Perpendicular**	**W**	**$6,500.00**
118 5th St and Ventura Ave			**$16,000.00**
130	**Perpendicular**	**E**	**$6,500.00**
129	**Curb Ramp Required**	**N**	**$7,000.00**
131	**Perpendicular**	**S**	**$2,500.00**

Total Cost for Street: 6th St **$206,000.00**

Intersection ID and Street Names:	Type:	Orientation:	
119 6th St and Alameda Ave			**$14,000.00**
521	**Parallel**	**E**	**$500.00**
522	**Perpendicular**	**N**	**$7,000.00**
524	**Parallel**	**S**	**$3,000.00**
523	**Parallel**	**W**	**$3,500.00**
120 6th St and Colusa Ave			**$0.00**
518	**No Sidewalk, Curb Ramp Not Required**	**E**	**$0.00**
519	**No Sidewalk, Curb Ramp Not Required**	**N**	**$0.00**
517	**No Sidewalk, Curb Ramp Not Required**	**S**	**$0.00**
520	**No Sidewalk, Curb Ramp Not Required**	**W**	**$0.00**
121 6th St and Humboldt Ave			**$17,500.00**
534	**Parallel**	**E**	**$3,500.00**
535	**Parallel**	**N**	**$7,000.00**
533	**Parallel**	**S**	**$3,500.00**
536	**Parallel**	**W**	**$3,500.00**
122 6th St and Kings Ave			**$19,500.00**
154	**Perpendicular**	**E**	**$2,500.00**
151	**Curb Ramp Required**	**N**	**$7,000.00**
153	**Perpendicular**	**S**	**$3,000.00**
152	**Curb Ramp Required**	**W**	**$7,000.00**
123 6th St and Lake Ave			**$20,000.00**
159	**Parallel**	**NE**	**$7,000.00**

160	**Perpendicular**	**S**	**$6,500.00**
161	**Perpendicular**	**W**	**$6,500.00**
124 6th St and Monterey Ave			**$16,500.00**
162	**Perpendicular**	**E**	**$3,000.00**
165	**No Sidewalk, Curb Ramp Not Required**	**N**	**$0.00**
163	**Perpendicular**	**S**	**$6,500.00**
164	**Curb Ramp Required**	**W**	**$7,000.00**
125 6th St and Orange Ave			**$15,500.00**
542	**Perpendicular**	**E**	**$3,000.00**
541	**Perpendicular**	**N**	**$3,000.00**
543	**Perpendicular**	**S**	**$3,000.00**
544	**Perpendicular**	**W**	**$6,500.00**
126 6th St and Riverside Ave			**$19,500.00**
155	**Perpendicular**	**E**	**$6,500.00**
158	**Perpendicular**	**N**	**$3,000.00**
156	**Curb Ramp Required**	**S**	**$7,000.00**
157	**Perpendicular**	**W**	**$3,000.00**
127 6th St and Robertson Blvd			**$26,500.00**
36	**Perpendicular**	**E**	**$7,000.00**
33	**Perpendicular**	**N**	**$6,500.00**
35	**Perpendicular**	**S**	**$6,500.00**
34	**Perpendicular**	**W**	**$6,500.00**
128 6th St and Sonoma Ave			**$14,000.00**
169	**No Sidewalk, Curb Ramp Not Required**	**E**	**$0.00**
168	**No Sidewalk, Curb Ramp Not Required**	**N**	**$0.00**
166	**Curb Ramp Required**	**S**	**$7,000.00**
167	**Curb Ramp Required**	**W**	**$7,000.00**
129 6th St and Trinity Ave			**$23,000.00**
540	**Perpendicular**	**E**	**$6,500.00**
537	**Curb Ramp Required**	**N**	**$7,000.00**
539	**Perpendicular**	**S**	**$3,000.00**
538	**Perpendicular**	**W**	**$6,500.00**
130 6th St and Ventura Ave			**$20,000.00**
171	**Perpendicular**	**E**	**$6,500.00**
172	**Curb Ramp Required**	**NW**	**$7,000.00**
170	**Perpendicular**	**S**	**$6,500.00**

Total Cost for Street: 7th St **$216,500.00**

Intersection ID and Street Names:	Type:	Orientation:	
131 7th St and Alameda Ave			**$14,000.00**
525	**Parallel**	**E**	**$7,000.00**
526	**Parallel**	**N**	**$3,500.00**
528	**No Sidewalk, Curb Ramp Not Required**	**S**	**$0.00**

527	**Parallel**	**W**	**$3,500.00**
132 7th St and Colusa Ave			**$28,000.00**
512	**Perpendicular**	**E**	**$7,000.00**
513	**Perpendicular**	**N**	**$7,000.00**
511	**Perpendicular**	**S**	**$7,000.00**
514	**Curb Ramp Required**	**W**	**$7,000.00**
133 7th St and Humboldt Ave			**$18,000.00**
532	**Parallel**	**E**	**$3,500.00**
531	**Parallel**	**N**	**$500.00**
529	**Parallel**	**S**	**$7,000.00**
530	**Parallel**	**W**	**$7,000.00**
134 7th St and Kings Ave			**$27,000.00**
194	**Perpendicular**	**E**	**$6,500.00**
192	**Curb Ramp Required**	**N**	**$7,000.00**
195	**Perpendicular**	**S**	**$6,500.00**
193	**Curb Ramp Required**	**W**	**$7,000.00**
135 7th St and Lake Ave			**$10,500.00**
187	**Parallel**	**E**	**$500.00**
184	**Perpendicular**	**N**	**$6,500.00**
186	**Parallel**	**S**	**$500.00**
185	**Perpendicular**	**W**	**$3,000.00**
136 7th St and Monterey Ave			**$21,000.00**
181	**Curb Ramp Required**	**E**	**$7,000.00**
180	**Curb Ramp Required**	**N**	**$7,000.00**
182	**Curb Ramp Required**	**S**	**$7,000.00**
183	**No Sidewalk, Curb Ramp Not Required**	**W**	**$0.00**
137 7th St and Orange Ave			**$9,500.00**
548	**Under Construction**	**E**	**$0.00**
545	**Perpendicular**	**N**	**$6,500.00**
547	**Under Construction**	**S**	**$0.00**
546	**Perpendicular**	**W**	**$3,000.00**
138 7th St and Riverside Ave			**$27,500.00**
191	**Perpendicular**	**E**	**$6,500.00**
188	**Curb Ramp Required**	**N**	**$7,000.00**
190	**Curb Ramp Required**	**S**	**$7,000.00**
189	**Curb Ramp Required**	**W**	**$7,000.00**
139 7th St and Robertson Blvd			**$13,000.00**
693	**Combination**	**E**	**$7,000.00**
692	**Perpendicular**	**N**	**$3,000.00**
694	**Perpendicular**	**S**	**$0.00**
691	**Perpendicular**	**W**	**$3,000.00**
140 7th St and Sonoma Ave			**$7,000.00**
177	**No Sidewalk, Curb Ramp Not Required**	**E**	**$0.00**
176	**No Sidewalk, Curb Ramp Not Required**	**N**	**$0.00**

178	**No Sidewalk, Curb Ramp Not Required**	**S**	**$0.00**
179	**Parallel**	**W**	**$7,000.00**
141 7th St and Trinity Ave			**$21,000.00**
549	**Under Construction**	**E**	**$0.00**
552	**Curb Ramp Required**	**N**	**$7,000.00**
550	**Curb Ramp Required**	**S**	**$7,000.00**
551	**Curb Ramp Required**	**W**	**$7,000.00**
142 7th St and Ventura Ave			**$20,000.00**
174	**Perpendicular**	**E**	**$6,500.00**
173	**Curb Ramp Required**	**N**	**$7,000.00**
175	**Perpendicular**	**S**	**$6,500.00**

Total Cost for Street: 8th St $191,500.00

Intersection ID and Street Names:	Type:	Orientation:	
143 8th St and Alameda Ave			**$20,500.00**
502	**No Sidewalk, Curb Ramp Not Required**	**E**	**$0.00**
501	**Parallel**	**NE**	**$7,000.00**
500	**Perpendicular**	**NW**	**$6,500.00**
499	**Parallel**	**W**	**$7,000.00**
144 8th St and Colusa Ave			**$17,500.00**
504	**Perpendicular**	**E**	**$7,000.00**
503	**Parallel**	**N**	**$3,500.00**
505	**Curb Ramp Required**	**S**	**$7,000.00**
145 8th St and Humboldt Ave			**$23,000.00**
497	**Perpendicular**	**E**	**$6,500.00**
496	**Parallel**	**N**	**$3,500.00**
498	**Perpendicular**	**S**	**$6,500.00**
495	**Perpendicular**	**W**	**$6,500.00**
146 8th St and Kings Ave			**$28,000.00**
199	**Curb Ramp Required**	**E**	**$7,000.00**
196	**Curb Ramp Required**	**N**	**$7,000.00**
198	**Curb Ramp Required**	**S**	**$7,000.00**
197	**Curb Ramp Required**	**W**	**$7,000.00**
147 8th St and Lake Ave			**$7,000.00**
204	**Parallel**	**E**	**$500.00**
207	**Perpendicular**	**N**	**$6,500.00**
205	**Perpendicular**	**S**	**$0.00**
206	**Perpendicular**	**W**	**$0.00**
148 8th St and Monterey Ave			**$21,000.00**
208	**Curb Ramp Required**	**E**	**$7,000.00**
211	**Parallel**	**N**	**$7,000.00**
209	**Curb Ramp Required**	**S**	**$7,000.00**
210	**No Sidewalk, Curb Ramp Not Required**	**W**	**$0.00**

149 8th St and Orange Ave			**$11,000.00**
493	**Under Construction**	**E**	**$0.00**
492	**Parallel**	**N**	**$500.00**
494	**Parallel**	**S**	**$3,500.00**
491	**Parallel**	**W**	**$7,000.00**
150 8th St and Riverside Ave			**$21,000.00**
200	**Curb Ramp Required**	**E**	**$7,000.00**
201	**No Sidewalk, Curb Ramp Not Required**	**N**	**$0.00**
203	**Curb Ramp Required**	**S**	**$7,000.00**
202	**Curb Ramp Required**	**W**	**$7,000.00**
151 8th St and Robertson Blvd			**$12,500.00**
688	**Parallel**	**E**	**$500.00**
690	**Perpendicular**	**N**	**$6,500.00**
687	**Perpendicular**	**S**	**$2,500.00**
689	**Perpendicular**	**W**	**$3,000.00**
152 8th St and Sonoma Ave			**$0.00**
212	**No Sidewalk, Curb Ramp Not Required**	**E**	**$0.00**
215	**No Sidewalk, Curb Ramp Not Required**	**N**	**$0.00**
213	**No Sidewalk, Curb Ramp Not Required**	**S**	**$0.00**
214	**No Sidewalk, Curb Ramp Not Required**	**W**	**$0.00**
153 8th St and Trinity Ave			**$14,000.00**
489	**Under Construction**	**E**	**$0.00**
490	**Curb Ramp Required**	**N**	**$7,000.00**
488	**Perpendicular**	**S**	**$7,000.00**
487	**No Sidewalk, Curb Ramp Not Required**	**W**	**$0.00**
154 8th St and Ventura Ave			**$16,000.00**
217	**Perpendicular**	**E**	**$6,500.00**
216	**Curb Ramp Required**	**N**	**$7,000.00**
218	**Perpendicular**	**S**	**$2,500.00**

Total Cost for Street: 9th St **$140,500.00**

Intersection ID and Street Names:	Type:	Orientation:	
155 9th St and Humboldt Ave			**$24,500.00**
718	**Curb Ramp Required**	**E**	**$7,000.00**
715	**Parallel**	**N**	**$3,500.00**
717	**Curb Ramp Required**	**S**	**$7,000.00**
716	**Parallel**	**W**	**$7,000.00**
156 9th St and Kings Ave			**$24,000.00**
271	**Perpendicular**	**E**	**$3,000.00**
268	**Curb Ramp Required**	**N**	**$7,000.00**
270	**Curb Ramp Required**	**S**	**$7,000.00**
269	**Curb Ramp Required**	**W**	**$7,000.00**
157 9th St and Lake Ave			**$7,000.00**

262	Parallel	E	$7,000.00
261	Perpendicular	N	$0.00
263	Perpendicular	S	$0.00
260	Perpendicular	W	$0.00
158 9th St and Monterey Ave			**$9,500.00**
258	No Sidewalk, Curb Ramp Not Required	E	$0.00
256	Curb Ramp Required	N	$7,000.00
259	Parallel	S	$2,500.00
257	No Sidewalk, Curb Ramp Not Required	W	$0.00
159 9th St and Orange Ave			**$9,500.00**
714	Parallel	E	$3,000.00
713	Perpendicular	N	$6,500.00
712	No Sidewalk, Curb Ramp Not Required	S	$0.00
711	No Sidewalk, Curb Ramp Not Required	W	$0.00
160 9th St and Riverside Ave			**$14,000.00**
267	No Sidewalk, Curb Ramp Not Required	E	$0.00
264	Curb Ramp Required	N	$7,000.00
266	Curb Ramp Required	S	$7,000.00
265	No Sidewalk, Curb Ramp Not Required	W	$0.00
161 9th St and Robertson Blvd			**$15,500.00**
685	Perpendicular	E	$6,500.00
684	Perpendicular	N	$0.00
686	Perpendicular	S	$6,500.00
683	Parallel	W	$2,500.00
162 9th St and Sonoma Ave			**$3,000.00**
254	Perpendicular	E	$3,000.00
253	Perpendicular	N	$0.00
255	No Sidewalk, Curb Ramp Not Required	S	$0.00
252	Perpendicular	W	$0.00
163 9th St and Trinity Ave			**$27,500.00**
697	Curb Ramp Required	E	$7,000.00
695	Curb Ramp Required	N	$7,000.00
698	Perpendicular	S	$6,500.00
696	Curb Ramp Required	W	$7,000.00
164 9th St and Ventura Ave			**$6,000.00**
248	Perpendicular	N	$2,500.00
249	Parallel	W	$3,500.00

Total Cost for Street: Acacia Ct **$56,000.00**

Intersection ID and Street Names:	Type:	Orientation:	
418 Acacia Ct and			**$6,500.00**
767	Perpendicular	NW	$6,500.00
419 Acacia Ct and Kites Way			**$33,500.00**

778	Perpendicular	NE	$3,000.00
780	Perpendicular	NW	$10,000.00
782	Curb Ramp Required	SE	$14,000.00
781	Perpendicular	SW	$6,500.00

352 Acacia Ct and Thomas Chidlaw Dr — **$16,000.00**

770	Curb Ramp Required	NE	$7,000.00
769	Perpendicular	NW	$6,500.00
768	Perpendicular	SW	$2,500.00

Total Cost for Street: Adams Dr — $35,000.00

Intersection ID and Street Names: | Type: | Orientation:

165 Adams Dr and Robertson Blvd — **$14,000.00**

625	No Sidewalk, Curb Ramp Not Required	E	$0.00
627	Perpendicular	N	$7,000.00
626	No Sidewalk, Curb Ramp Not Required	S	$0.00
628	Perpendicular	W	$7,000.00

166 Adams Dr and Vernal Dr — **$21,000.00**

621	Perpendicular	N	$7,000.00
620	Curb Ramp Required	SE	$7,000.00
622	Perpendicular	W	$7,000.00

Total Cost for Street: Alameda Ave — $0.00

Intersection ID and Street Names: | Type: | Orientation:

353 Alameda Ave and Front St — **$0.00**

377	No Sidewalk, Curb Ramp Not Required	N	$0.00
376	No Sidewalk, Curb Ramp Not Required	S	$0.00
375	No Sidewalk, Curb Ramp Not Required	W	$0.00

Total Cost for Street: Alma Ct — $13,000.00

Intersection ID and Street Names: | Type: | Orientation:

167 Alma Ct and Verte St — **$13,000.00**

331	Curb Ramp Required	E	$7,000.00
333	Perpendicular	NW	$3,000.00
332	Perpendicular	SW	$3,000.00

Total Cost for Street: Amador St — $42,000.00

Intersection ID and Street Names: | Type: | Orientation:

168 Amador St and Circle Dr — **$21,000.00**

221	Curb Ramp Required	E	$7,000.00
219	Curb Ramp Required	N	$7,000.00

220	Curb Ramp Required	W	$7,000.00
169 Amador St and Rosehill Dr			**$21,000.00**
224	Curb Ramp Required	N	$7,000.00
223	Perpendicular	SE	$7,000.00
222	Perpendicular	SW	$7,000.00

Total Cost for Street: Auto Park Place — $16,000.00

Intersection ID and Street Names:	Type:	Orientation:	
175 Auto Park Place and Carlyle Way			**$0.00**
586	No Sidewalk, Curb Ramp Not Required	NE	$0.00
585	No Sidewalk, Curb Ramp Not Required	SW	$0.00
176 Auto Park Place and S Montgomery Lake Way			**$16,000.00**
589	Curb Ramp Required	E	$7,000.00
588	Perpendicular	NW	$2,500.00
587	Perpendicular	SW	$6,500.00

Total Cost for Street: Autumn Way — $35,000.00

Intersection ID and Street Names:	Type:	Orientation:	
354 Autumn Way and Holiday Way			**$21,000.00**
725	Curb Ramp Required	NE	$7,000.00
726	Perpendicular	SE	$7,000.00
727	Perpendicular	SW	$7,000.00
177 Autumn Way and Howell Rd			**$14,000.00**
750	Perpendicular	NE	$7,000.00
751	Parallel	NW	$7,000.00

Total Cost for Street: Ave 24 1/2 — $0.00

Intersection ID and Street Names:	Type:	Orientation:	
405 Ave 24 1/2 and Child Ct			**$0.00**
1134	No Sidewalk, Curb Ramp Not Required	NE	$0.00
1133	No Sidewalk, Curb Ramp Not Required	NW	$0.00
1132	No Sidewalk, Curb Ramp Not Required	SW	$0.00
178 Ave 24 1/2 and Chowchilla Blvd			**$0.00**
1137	No Sidewalk, Curb Ramp Not Required	N	$0.00
1135	No Sidewalk, Curb Ramp Not Required	S	$0.00
1136	No Sidewalk, Curb Ramp Not Required	W	$0.00
179 Ave 24 1/2 and Commerce Dr			**$0.00**
1127	No Sidewalk, Curb Ramp Not Required	NE	$0.00
1126	No Sidewalk, Curb Ramp Not Required	NW	$0.00
1128	No Sidewalk, Curb Ramp Not Required	SE	$0.00

180 Ave 24 1/2 and Rd 15 1/2			**$0.00**
1106	**No Sidewalk, Curb Ramp Not Required**	**NE**	**$0.00**
1107	**No Sidewalk, Curb Ramp Not Required**	**SE**	**$0.00**
1108	**No Sidewalk, Curb Ramp Not Required**	**SW**	**$0.00**
181 Ave 24 1/2 and Rd 16			**$0.00**
1114	**No Sidewalk, Curb Ramp Not Required**	**NE**	**$0.00**
1113	**No Sidewalk, Curb Ramp Not Required**	**NW**	**$0.00**
1115	**No Sidewalk, Curb Ramp Not Required**	**SE**	**$0.00**
1112	**No Sidewalk, Curb Ramp Not Required**	**SW**	**$0.00**
182 Ave 24 1/2 and Rd 16 1/2			**$0.00**
1130	**No Sidewalk, Curb Ramp Not Required**	**NE**	**$0.00**
1129	**No Sidewalk, Curb Ramp Not Required**	**NW**	**$0.00**
1131	**No Sidewalk, Curb Ramp Not Required**	**SE**	**$0.00**

Total Cost for Street: Ave 24 1/4 **$0.00**

Intersection ID and Street Names:	Type:	Orientation:	
183 Ave 24 1/4 and Rd 15 1/2			**$0.00**
1109	**No Sidewalk, Curb Ramp Not Required**	**NE**	**$0.00**
1110	**No Sidewalk, Curb Ramp Not Required**	**SE**	**$0.00**
1111	**No Sidewalk, Curb Ramp Not Required**	**SW**	**$0.00**
184 Ave 24 1/4 and Rd 16			**$0.00**
1123	**No Sidewalk, Curb Ramp Not Required**	**NE**	**$0.00**
1124	**No Sidewalk, Curb Ramp Not Required**	**NW**	**$0.00**
1122	**No Sidewalk, Curb Ramp Not Required**	**SE**	**$0.00**
1125	**No Sidewalk, Curb Ramp Not Required**	**SW**	**$0.00**

Total Cost for Street: Ave 25 **$0.00**

Intersection ID and Street Names:	Type:	Orientation:	
185 Ave 25 and Rd 16			**$0.00**
1116	**No Sidewalk, Curb Ramp Not Required**	**NE**	**$0.00**
1117	**No Sidewalk, Curb Ramp Not Required**	**SE**	**$0.00**
1118	**No Sidewalk, Curb Ramp Not Required**	**SW**	**$0.00**
186 Ave 25 and Rd 16 1/2			**$0.00**
1121	**No Sidewalk, Curb Ramp Not Required**	**NW**	**$0.00**
1119	**No Sidewalk, Curb Ramp Not Required**	**SE**	**$0.00**
1120	**No Sidewalk, Curb Ramp Not Required**	**SW**	**$0.00**

Total Cost for Street: Ave 26 **$97,750.00**

Intersection ID and Street Names:	Type:	Orientation:	
415 Ave 26 and			**$22,250.00**
575	**No Sidewalk, Curb Ramp Not Required**	**N**	**$0.00**

577	**Island-Cut Through**	**S**	**$10,000.00**
576	**Perpendicular**	**SE**	**$6,250.00**
578	**Perpendicular**	**SW**	**$6,000.00**
187 Ave 26 and Carlyle Way			**$10,000.00**
582	**No Sidewalk, Curb Ramp Not Required**	**N**	**$0.00**
584	**Perpendicular**	**SE**	**$7,000.00**
583	**Perpendicular**	**SW**	**$3,000.00**
188 Ave 26 and Clubhouse Dr			**$8,500.00**
358	**No Sidewalk, Curb Ramp Not Required**	**N**	**$0.00**
360	**Island-Cut Through**	**S**	**$2,500.00**
359	**Perpendicular**	**SE**	**$3,000.00**
361	**Perpendicular**	**SW**	**$3,000.00**
413 Ave 26 and Golf Dr W			**$6,000.00**
353	**No Sidewalk, Curb Ramp Not Required**	**N**	**$0.00**
352	**Perpendicular**	**SE**	**$3,000.00**
354	**Perpendicular**	**SW**	**$3,000.00**
189 Ave 26 and N Fig Tree Blvd			**$23,500.00**
564	**Perpendicular**	**ESE**	**$6,500.00**
568	**Parallel**	**NE**	**$7,000.00**
567	**Parallel**	**NW**	**$500.00**
565	**Perpendicular**	**SSE**	**$6,500.00**
566	**Perpendicular**	**SW**	**$3,000.00**
190 Ave 26 and Robertson Blvd			**$3,000.00**
579	**No Sidewalk, Curb Ramp Not Required**	**N**	**$0.00**
581	**Perpendicular**	**SE**	**$3,000.00**
580	**No Sidewalk, Curb Ramp Not Required**	**SW**	**$0.00**
192 Ave 26 and S Genoa Lake Way			**$6,000.00**
572	**No Sidewalk, Curb Ramp Not Required**	**N**	**$0.00**
574	**Perpendicular**	**SE**	**$3,000.00**
573	**Perpendicular**	**SW**	**$3,000.00**
193 Ave 26 and S Montgomery Lake Way			**$6,500.00**
590	**No Sidewalk, Curb Ramp Not Required**	**N**	**$0.00**
592	**Perpendicular**	**SE**	**$0.00**
591	**Perpendicular**	**SW**	**$6,500.00**
365 Ave 26 and W Golf Dr			**$12,000.00**
560	**No Sidewalk, Curb Ramp Not Required**	**N**	**$0.00**
563	**Island-Cut Through**	**S**	**$3,000.00**
561	**Perpendicular**	**SE**	**$2,500.00**
562	**Perpendicular**	**SW**	**$6,500.00**

Total Cost for Street: Bidan Ave **$40,000.00**

Intersection ID and Street Names:	Type:	Orientation:	
199 Bidan Ave and Verdone St			**$20,000.00**

320	Curb Ramp Required	E	$7,000.00
318	Perpendicular	NW	$6,500.00
319	Perpendicular	SW	$6,500.00

200 Bidan Ave and Verte St — **$20,000.00**

336	Perpendicular	NE	$6,500.00
335	Perpendicular	SE	$6,500.00
334	Parallel	SW	$7,000.00

Total Cost for Street: Birch Ct — $21,000.00

Intersection ID and Street Names: | Type: | Orientation:

202 Birch Ct and Elm Ave — **$21,000.00**

804	Perpendicular	NE	$7,000.00
803	Perpendicular	NW	$7,000.00
802	Curb Ramp Required	SW	$7,000.00

Total Cost for Street: Blossom Dr — $27,000.00

Intersection ID and Street Names: | Type: | Orientation:

204 Blossom Dr and Chestnut Dr — **$14,000.00**

887	Curb Ramp Required	NE	$7,000.00
888	Perpendicular	SE	$7,000.00

205 Blossom Dr and Santa Cruz Blvd — **$13,000.00**

879	Perpendicular	NW	$6,500.00
881	No Sidewalk, Curb Ramp Not Required	SE	$0.00
880	Perpendicular	SW	$6,500.00

Total Cost for Street: Calaveras St — $143,500.00

Intersection ID and Street Names: | Type: | Orientation:

356 Calaveras St and Califa Dr — **$21,000.00**

231	Curb Ramp Required	N	$7,000.00
232	Perpendicular	SE	$7,000.00
233	Perpendicular	SW	$7,000.00

207 Calaveras St and Circle Dr — **$28,000.00**

126	Curb Ramp Required	NE	$7,000.00
125	Curb Ramp Required	NW	$7,000.00
127	Curb Ramp Required	SE	$7,000.00
128	Curb Ramp Required	SW	$7,000.00

208 Calaveras St and Dannielle St — **$26,000.00**

242	Perpendicular	N	$13,500.00
238	Perpendicular	SE	$6,500.00
239	Perpendicular	SW	$3,000.00
241	Perpendicular	W	$3,000.00

209 Calaveras St and Penny St			**$26,500.00**
234	**Curb Ramp Required**	**E**	**$7,000.00**
237	**Perpendicular**	**NNE**	**$6,500.00**
235	**Perpendicular**	**NW**	**$6,500.00**
236	**Perpendicular**	**SW**	**$6,500.00**
210 Calaveras St and Rosehill Dr			**$21,000.00**
230	**Curb Ramp Required**	**N**	**$7,000.00**
229	**Perpendicular**	**SE**	**$7,000.00**
228	**Perpendicular**	**SW**	**$7,000.00**
211 Calaveras St and Ventura Ave			**$21,000.00**
124	**Parallel**	**N**	**$7,000.00**
122	**Curb Ramp Required**	**S**	**$7,000.00**
123	**Parallel**	**W**	**$7,000.00**

Total Cost for Street: Califa Dr **$21,000.00**

Intersection ID and Street Names:	Type:	Orientation:	
212 Califa Dr and Rosehill Dr			**$21,000.00**
227	**Perpendicular**	**N**	**$7,000.00**
225	**Curb Ramp Required**	**S**	**$7,000.00**
226	**Perpendicular**	**W**	**$7,000.00**

Total Cost for Street: Camellia Dr **$27,000.00**

Intersection ID and Street Names:	Type:	Orientation:	
215 Camellia Dr and Chestnut Dr			**$14,000.00**
886	**Perpendicular**	**NE**	**$7,000.00**
885	**Curb Ramp Required**	**SE**	**$7,000.00**
216 Camellia Dr and Santa Cruz Blvd			**$13,000.00**
882	**Perpendicular**	**NW**	**$6,500.00**
884	**No Sidewalk, Curb Ramp Not Required**	**SE**	**$0.00**
883	**Perpendicular**	**SW**	**$6,500.00**

Total Cost for Street: Canal Dr **$56,000.00**

Intersection ID and Street Names:	Type:	Orientation:	
217 Canal Dr and Deborah Way			**$21,000.00**
719	**Curb Ramp Required**	**NW**	**$7,000.00**
721	**Parallel**	**SE**	**$7,000.00**
720	**Parallel**	**SW**	**$7,000.00**
218 Canal Dr and Dorothy Way			**$14,000.00**
730	**Parallel**	**NW**	**$7,000.00**
728	**No Sidewalk, Curb Ramp Not Required**	**SE**	**$0.00**
729	**Parallel**	**SW**	**$7,000.00**

219 Canal Dr and Gill Way			**$21,000.00**
722	**Curb Ramp Required**	**NE**	**$7,000.00**
723	**Parallel**	**SE**	**$7,000.00**
724	**Parallel**	**SW**	**$7,000.00**

Total Cost for Street: Cedar Ct **$20,500.00**

Intersection ID and Street Names:	Type:	Orientation:	
225 Cedar Ct and Elm Ave			**$20,500.00**
807	**Perpendicular**	**NE**	**$6,500.00**
806	**Perpendicular**	**NW**	**$7,000.00**
805	**Curb Ramp Required**	**SW**	**$7,000.00**

Total Cost for Street: Charlene Dr **$63,000.00**

Intersection ID and Street Names:	Type:	Orientation:	
226 Charlene Dr and Deborah Way			**$21,000.00**
733	**Parallel**	**NE**	**$7,000.00**
732	**Parallel**	**NW**	**$7,000.00**
731	**Curb Ramp Required**	**SW**	**$7,000.00**
227 Charlene Dr and Dorothy Way			**$21,000.00**
734	**Parallel**	**NW**	**$7,000.00**
736	**Curb Ramp Required**	**SE**	**$7,000.00**
735	**Parallel**	**SW**	**$7,000.00**
228 Charlene Dr and Gill Way			**$21,000.00**
746	**Parallel**	**NE**	**$7,000.00**
745	**Parallel**	**SE**	**$7,000.00**
744	**Curb Ramp Required**	**SW**	**$7,000.00**

Total Cost for Street: Cherry Way **$33,000.00**

Intersection ID and Street Names:	Type:	Orientation:	
229 Cherry Way and Santa Cruz Blvd			**$19,000.00**
861	**Perpendicular**	**NE**	**$6,500.00**
862	**Perpendicular**	**NW**	**$3,000.00**
860	**Perpendicular**	**SE**	**$2,500.00**
859	**Perpendicular**	**SW**	**$7,000.00**
230 Cherry Way and Walnut Way			**$14,000.00**
869	**Curb Ramp Required**	**NE**	**$7,000.00**
870	**Curb Ramp Required**	**NW**	**$7,000.00**

Total Cost for Street: Chowchilla Blvd **$46,500.00**

Intersection ID and Street Names:	Type:	Orientation:

231 Chowchilla Blvd and Kings Ave			**$0.00**
15	**Driveway**	**E**	
14	**No Sidewalk, Curb Ramp Not Required**	**N**	**$0.00**
13	**No Sidewalk, Curb Ramp Not Required**	**W**	**$0.00**
232 Chowchilla Blvd and Prosperity Rd			**$6,000.00**
21	**Perpendicular**	**N**	**$3,000.00**
22	**No Sidewalk, Curb Ramp Not Required**	**SE**	**$0.00**
20	**Perpendicular**	**W**	**$3,000.00**
233 Chowchilla Blvd and Robertson Blvd			**$40,500.00**
24	**Perpendicular**	**E**	**$6,500.00**
26	**Perpendicular**	**N**	**$7,000.00**
25	**Perpendicular**	**NE**	**$7,000.00**
27	**Perpendicular**	**NW**	**$6,500.00**
23	**Perpendicular**	**S**	**$6,500.00**
28	**Perpendicular**	**W**	**$7,000.00**

Total Cost for Street: Circle Dr **$10,500.00**

Intersection ID and Street Names:	Type:	Orientation:	
234 Circle Dr and Ventura Ave			**$10,500.00**
251	**Parallel**	**E**	**$7,000.00**
250	**Parallel**	**S**	**$3,500.00**

Total Cost for Street: Clubhouse Dr **$23,500.00**

Intersection ID and Street Names:	Type:	Orientation:	
235 Clubhouse Dr and Granite Falls Way			**$23,500.00**
365	**Parallel**	**NE**	**$7,000.00**
362	**Perpendicular**	**NW**	**$3,000.00**
364	**Parallel**	**SE**	**$7,000.00**
363	**Perpendicular**	**SW**	**$6,500.00**

Total Cost for Street: Conadria Ave **$28,000.00**

Intersection ID and Street Names:	Type:	Orientation:	
236 Conadria Ave and Verdone St			**$14,000.00**
317	**Curb Ramp Required**	**NW**	**$7,000.00**
316	**Curb Ramp Required**	**SW**	**$7,000.00**
237 Conadria Ave and Verte St			**$14,000.00**
315	**Curb Ramp Required**	**SE**	**$7,000.00**
314	**Curb Ramp Required**	**SW**	**$7,000.00**

Total Cost for Street: Coolidge Ave — $21,000.00

Intersection ID and Street Names:	Type:	Orientation:	
240 Coolidge Ave and Wilson Way			**$21,000.00**
605	**Curb Ramp Required**	**E**	**$7,000.00**
606	**Curb Ramp Required**	**N**	**$7,000.00**
607	**Curb Ramp Required**	**W**	**$7,000.00**

Total Cost for Street: Cordelia Ave — $28,000.00

Intersection ID and Street Names:	Type:	Orientation:	
241 Cordelia Ave and Verdone St			**$14,000.00**
328	**Curb Ramp Required**	**NE**	**$7,000.00**
327	**Curb Ramp Required**	**NW**	**$7,000.00**
242 Cordelia Ave and Verte St			**$14,000.00**
329	**Curb Ramp Required**	**NE**	**$7,000.00**
330	**Curb Ramp Required**	**SE**	**$7,000.00**

Total Cost for Street: Cottonwood Dr — $85,250.00

Intersection ID and Street Names:	Type:	Orientation:	
244 Cottonwood Dr and Juniper Ct			**$22,500.00**
895	**Perpendicular**	**NE**	**$3,000.00**
896	**Perpendicular**	**NW**	**$6,500.00**
894	**Perpendicular**	**SE**	**$6,500.00**
893	**Perpendicular**	**SW**	**$6,500.00**
245 Cottonwood Dr and Parkridge Dr			**$23,250.00**
889	**Perpendicular**	**NE**	**$6,500.00**
892	**Perpendicular**	**NW**	**$7,000.00**
890	**Perpendicular**	**SE**	**$3,250.00**
891	**Perpendicular**	**SW**	**$6,500.00**
246 Cottonwood Dr and Peach Ct			**$19,500.00**
904	**Perpendicular**	**NE**	**$3,000.00**
903	**Perpendicular**	**NW**	**$7,000.00**
901	**Perpendicular**	**SE**	**$3,000.00**
902	**Perpendicular**	**SW**	**$6,500.00**
403 Cottonwood Dr and Spruce Ct			**$20,000.00**
899	**Perpendicular**	**NE**	**$7,000.00**
900	**Perpendicular**	**NW**	**$3,000.00**
898	**Perpendicular**	**SE**	**$7,000.00**
897	**Perpendicular**	**SW**	**$3,000.00**

Total Cost for Street: Cypress Ln — $74,500.00

Intersection ID and Street Names:	Type:	Orientation:	
247 Cypress Ln and Gill Way			**$21,000.00**
926	**Curb Ramp Required**	**NE**	**$7,000.00**
925	**Perpendicular**	**NW**	**$7,000.00**
924	**Perpendicular**	**SW**	**$7,000.00**
248 Cypress Ln and Holiday Way			**$21,000.00**
775	**Perpendicular**	**NE**	**$7,000.00**
774	**Perpendicular**	**NW**	**$7,000.00**
776	**Curb Ramp Required**	**SE**	**$7,000.00**
249 Cypress Ln and Oleander Dr			**$16,000.00**
759	**Perpendicular**	**NE**	**$2,500.00**
758	**Curb Ramp Required**	**NW**	**$7,000.00**
760	**Perpendicular**	**SE**	**$6,500.00**
250 Cypress Ln and Thomas Chidlaw Dr			**$16,500.00**
773	**Curb Ramp Required**	**NW**	**$7,000.00**
771	**Perpendicular**	**SE**	**$3,000.00**
772	**Perpendicular**	**SW**	**$6,500.00**

Total Cost for Street: Defender St — $17,000.00

Intersection ID and Street Names:	Type:	Orientation:	
252 Defender St and Washington Rd			**$17,000.00**
852	**Perpendicular**	**NE**	**$7,000.00**
853	**Perpendicular**	**NW**	**$3,000.00**
854	**Curb Ramp Required**	**SW**	**$7,000.00**

Total Cost for Street: Dorothy Way — $17,500.00

Intersection ID and Street Names:	Type:	Orientation:	
258 Dorothy Way and Howell Rd			**$17,500.00**
737	**Parallel**	**NE**	**$3,500.00**
738	**Parallel**	**NW**	**$7,000.00**
739	**Curb Ramp Required**	**SW**	**$7,000.00**

Total Cost for Street: Elm Ave — $69,000.00

Intersection ID and Street Names:	Type:	Orientation:	
422 Elm Ave and Maple St			**$7,000.00**
811	**Perpendicular**	**SW**	**$7,000.00**
390 Elm Ave and Molly Ave			**$21,000.00**

831	Perpendicular	NE	$7,000.00
830	Perpendicular	NW	$7,000.00
829	Curb Ramp Required	SW	$7,000.00
358 Elm Ave and Oak Ct			**$21,000.00**
810	Perpendicular	NE	$7,000.00
809	Perpendicular	NW	$7,000.00
808	Curb Ramp Required	SW	$7,000.00
391 Elm Ave and Phillip Way			**$20,000.00**
795	Parallel	NW	$14,000.00
794	Parallel	SE	$3,000.00
793	Parallel	SW	$3,000.00

Total Cost for Street: Emerald St — $0.00

Intersection ID and Street Names:	Type:	Orientation:	
263 Emerald St and S Fig Tree Blvd			**$0.00**
570	No Sidewalk, Curb Ramp Not Required	NE	$0.00
571	No Sidewalk, Curb Ramp Not Required	SE	$0.00
569	No Sidewalk, Curb Ramp Not Required	W	$0.00

Total Cost for Street: Fallen Leaf Way — $14,000.00

Intersection ID and Street Names:	Type:	Orientation:	
265 Fallen Leaf Way and S Lake Tahoe Dr			**$14,000.00**
559	Parallel	NE	$3,500.00
558	Parallel	NW	$7,000.00
557	Parallel	SW	$3,500.00

Total Cost for Street: Front St — $74,500.00

Intersection ID and Street Names:	Type:	Orientation:	
266 Front St and Humboldt Ave			**$7,000.00**
374	No Sidewalk, Curb Ramp Not Required	N	$0.00
373	No Sidewalk, Curb Ramp Not Required	S	$0.00
372	Curb Ramp Required	W	$7,000.00
370 Front St and Kings Ave			**$27,500.00**
12	Perpendicular	E	$6,500.00
10	Curb Ramp Required	N	$7,000.00
11	Curb Ramp Required	S	$7,000.00
9	Curb Ramp Required	W	$7,000.00
267 Front St and Orange Ave			**$7,000.00**
371	No Sidewalk, Curb Ramp Not Required	N	$0.00
370	Curb Ramp Required	S	$7,000.00
369	No Sidewalk, Curb Ramp Not Required	W	$0.00

268 Front St and Robertson Blvd			**$26,500.00**
19	**Perpendicular**	**E**	**$6,500.00**
16	**Perpendicular**	**N**	**$6,500.00**
18	**Curb Ramp Required**	**S**	**$7,000.00**
17	**Perpendicular**	**W**	**$6,500.00**
269 Front St and Trinity Ave			**$6,500.00**
368	**No Sidewalk, Curb Ramp Not Required**	**N**	**$0.00**
367	**No Sidewalk, Curb Ramp Not Required**	**S**	**$0.00**
366	**Perpendicular**	**W**	**$6,500.00**

Total Cost for Street: Gill Way **$47,500.00**

Intersection ID and Street Names:	Type:	Orientation:	
270 Gill Way and Howell Rd			**$28,000.00**
743	**Parallel**	**NE**	**$7,000.00**
742	**Parallel**	**NW**	**$7,000.00**
740	**Perpendicular**	**SE**	**$7,000.00**
741	**Perpendicular**	**SW**	**$7,000.00**
359 Gill Way and Ventura Ave			**$19,500.00**
920	**Perpendicular**	**E**	**$3,000.00**
923	**Perpendicular**	**N**	**$2,500.00**
921	**Parallel**	**S**	**$7,000.00**
922	**Parallel**	**W**	**$7,000.00**

Total Cost for Street: Granite Falls Way **$28,500.00**

Intersection ID and Street Names:	Type:	Orientation:	
414 Granite Falls Way and Golden Sands Way			**$12,000.00**
347	**Curb Ramp Required**	**N**	**$7,000.00**
346	**Perpendicular**	**SE**	**$2,500.00**
345	**Perpendicular**	**SW**	**$2,500.00**
416 Granite Falls Way and Granite Falls Way			**$16,500.00**
350	**Curb Ramp Required**	**N**	**$7,000.00**
349	**Perpendicular**	**SE**	**$3,000.00**
348	**Perpendicular**	**SW**	**$6,500.00**
273 Granite Falls Way and Spanish Bay Way			
351	**Driveway**	**N**	

Total Cost for Street: Grant Dr **$30,000.00**

Intersection ID and Street Names:	Type:	Orientation:	
274 Grant Dr and Truman Dr			**$16,500.00**
669	**Perpendicular**	**N**	**$6,500.00**
670	**Curb Ramp Required**	**SE**	**$7,000.00**

668	**Perpendicular**	**W**	**$3,000.00**
275 Grant Dr and Vernal Dr			**$13,500.00**
624	**Perpendicular**	**NE**	**$6,500.00**
623	**Curb Ramp Required**	**SW**	**$7,000.00**

Total Cost for Street: Harding Ave **$14,000.00**

Intersection ID and Street Names:	Type:	Orientation:	
278 Harding Ave and Wilson Way			**$14,000.00**
602	**Curb Ramp Required**	**E**	**$7,000.00**
603	**No Sidewalk, Curb Ramp Not Required**	**N**	**$0.00**
604	**Curb Ramp Required**	**W**	**$7,000.00**

Total Cost for Street: Harrison Ct **$21,000.00**

Intersection ID and Street Names:	Type:	Orientation:	
279 Harrison Ct and Jefferson St			**$21,000.00**
647	**Perpendicular**	**E**	**$7,000.00**
645	**Perpendicular**	**N**	**$7,000.00**
646	**Curb Ramp Required**	**S**	**$7,000.00**

Total Cost for Street: Holiday Way **$21,000.00**

Intersection ID and Street Names:	Type:	Orientation:	
281 Holiday Way and Howell Rd			**$21,000.00**
748	**Perpendicular**	**NE**	**$7,000.00**
749	**Perpendicular**	**NW**	**$7,000.00**
747	**Curb Ramp Required**	**SE**	**$7,000.00**

Total Cost for Street: Hoover Ave **$21,000.00**

Intersection ID and Street Names:	Type:	Orientation:	
282 Hoover Ave and Wilson Way			**$21,000.00**
609	**Curb Ramp Required**	**E**	**$7,000.00**
610	**Curb Ramp Required**	**N**	**$7,000.00**
608	**Curb Ramp Required**	**W**	**$7,000.00**

Total Cost for Street: Howell Rd **$43,750.00**

Intersection ID and Street Names:	Type:	Orientation:	
404 Howell Rd and Cottonwood Dr			**$10,250.00**
905	**No Sidewalk, Curb Ramp Not Required**	**NE**	**$0.00**
906	**Perpendicular**	**SE**	**$3,250.00**
907	**Perpendicular**	**SW**	**$7,000.00**

283 Howell Rd and Oleander Dr			**$9,500.00**
752	**No Sidewalk, Curb Ramp Not Required**	**NE**	**$0.00**
753	**Perpendicular**	**SE**	**$3,000.00**
754	**Perpendicular**	**SW**	**$6,500.00**
360 Howell Rd and Santa Cruz Blvd			**$11,500.00**
877	**No Sidewalk, Curb Ramp Not Required**	**NE**	**$0.00**
876	**Perpendicular**	**NW**	**$6,500.00**
878	**Perpendicular**	**SE**	**$2,500.00**
875	**Perpendicular**	**SW**	**$2,500.00**
284 Howell Rd and Ventura Ave			**$12,500.00**
911	**Perpendicular**	**N**	**$3,000.00**
913	**Curb Ramp Required**	**S**	**$7,000.00**
912	**Perpendicular**	**W**	**$2,500.00**

Total Cost for Street: Jackson Ct **$20,000.00**

Intersection ID and Street Names:	Type:	Orientation:	
285 Jackson Ct and Truman Dr			**$20,000.00**
662	**Perpendicular**	**N**	**$6,500.00**
664	**Curb Ramp Required**	**S**	**$7,000.00**
663	**Perpendicular**	**W**	**$6,500.00**

Total Cost for Street: Jefferson St **$54,500.00**

Intersection ID and Street Names:	Type:	Orientation:	
286 Jefferson St and Lincoln Ave			**$21,000.00**
642	**Perpendicular**	**NE**	**$7,000.00**
643	**Perpendicular**	**S**	**$7,000.00**
644	**Curb Ramp Required**	**W**	**$7,000.00**
361 Jefferson St and Madison Ct			**$20,000.00**
649	**Perpendicular**	**E**	**$6,500.00**
648	**Perpendicular**	**N**	**$6,500.00**
650	**Curb Ramp Required**	**S**	**$7,000.00**
425 Jefferson St and Truman Dr			**$13,500.00**
651	**Perpendicular**	**N**	**$6,500.00**
1139	**Curb Ramp Required**	**S**	**$7,000.00**

Total Cost for Street: Kadota Ave **$33,000.00**

Intersection ID and Street Names:	Type:	Orientation:	
423 Kadota Ave and S Fig Tree Blvd			**$13,000.00**
326	**No Sidewalk, Curb Ramp Not Required**	**E**	**$0.00**
325	**Perpendicular**	**NW**	**$6,500.00**
324	**Perpendicular**	**SW**	**$6,500.00**

288 Kadota Ave and Verdone St			**$20,000.00**
321	**Perpendicular**	**NE**	**$6,500.00**
322	**Perpendicular**	**SE**	**$6,500.00**
323	**Parallel**	**SW**	**$7,000.00**

Total Cost for Street: Kennedy Ct **$16,500.00**

Intersection ID and Street Names:	Type:	Orientation:	
289 Kennedy Ct and Palm Pky			**$16,500.00**
635	**Curb Ramp Required**	**N**	**$7,000.00**
637	**Perpendicular**	**SE**	**$3,000.00**
636	**Perpendicular**	**SW**	**$6,500.00**

Total Cost for Street: Kites Way **$37,000.00**

Intersection ID and Street Names:	Type:	Orientation:	
385 Kites Way and Elm Ave			**$20,500.00**
798	**Perpendicular**	**NE**	**$6,500.00**
797	**Perpendicular**	**NW**	**$7,000.00**
796	**Curb Ramp Required**	**SW**	**$7,000.00**
294 Kites Way and Pistachio Ct			**$16,500.00**
801	**Perpendicular**	**NE**	**$7,000.00**
800	**Perpendicular**	**SE**	**$2,500.00**
799	**Curb Ramp Required**	**SW**	**$7,000.00**

Total Cost for Street: Lincoln Ave **$27,000.00**

Intersection ID and Street Names:	Type:	Orientation:	
295 Lincoln Ave and Palm Pky			**$27,000.00**
640	**Perpendicular**	**E**	**$7,000.00**
639	**Perpendicular**	**N**	**$6,500.00**
641	**Perpendicular**	**S**	**$7,000.00**
638	**Perpendicular**	**W**	**$6,500.00**

Total Cost for Street: Mariposa Ave **$37,000.00**

Intersection ID and Street Names:	Type:	Orientation:	
379 Mariposa Ave and 12th St			**$0.00**
1105	**No Sidewalk, Curb Ramp Not Required**	**E**	**$0.00**
1104	**No Sidewalk, Curb Ramp Not Required**	**W**	**$0.00**
378 Mariposa Ave and 13th St			**$0.00**
1057	**No Sidewalk, Curb Ramp Not Required**	**N**	**$0.00**
1055	**No Sidewalk, Curb Ramp Not Required**	**S**	**$0.00**
1056	**No Sidewalk, Curb Ramp Not Required**	**W**	**$0.00**

377 Mariposa Ave and 14th St				**$7,000.00**
	1054	**No Sidewalk, Curb Ramp Not Required**	**E**	**$0.00**
	1053	**No Sidewalk, Curb Ramp Not Required**	**N**	**$0.00**
	1052	**Curb Ramp Required**	**W**	**$7,000.00**
305 Mariposa Ave and 15th St				**$7,000.00**
	1050	**No Sidewalk, Curb Ramp Not Required**	**E**	**$0.00**
	1049	**Parallel**	**N**	**$7,000.00**
	1051	**No Sidewalk, Curb Ramp Not Required**	**S**	**$0.00**
384 Mariposa Ave and 4th St				**$7,000.00**
	464	**Perpendicular**	**N**	**$7,000.00**
	463	**No Sidewalk, Curb Ramp Not Required**	**S**	**$0.00**
383 Mariposa Ave and 6th St				**$0.00**
	516	**No Sidewalk, Curb Ramp Not Required**	**N**	**$0.00**
	515	**No Sidewalk, Curb Ramp Not Required**	**W**	**$0.00**
381 Mariposa Ave and 8th St				**$16,000.00**
	506	**Curb Ramp Required**	**NE**	**$7,000.00**
	507	**Perpendicular**	**S**	**$2,500.00**
	508	**Perpendicular**	**SW**	**$6,500.00**
382 Mariposa Ave and Mariposa Ave				**$0.00**
	509	**No Sidewalk, Curb Ramp Not Required**	**N**	**$0.00**
	510	**No Sidewalk, Curb Ramp Not Required**	**S**	**$0.00**
306 Mariposa Ave and Rd 16				**$0.00**
	465	**No Sidewalk, Curb Ramp Not Required**	**N**	**$0.00**
	466	**No Sidewalk, Curb Ramp Not Required**	**S**	**$0.00**

Total Cost for Street: Michelle Ct **$13,000.00**

Intersection ID and Street Names:	Type:	Orientation:	
308 Michelle Ct and Rosehill Dr			**$13,000.00**
244	**Perpendicular**	**E**	**$6,500.00**
243	**Perpendicular**	**S**	**$6,500.00**

Total Cost for Street: Mission Ave **$12,500.00**

Intersection ID and Street Names:	Type:	Orientation:	
309 Mission Ave and Verte St			**$12,500.00**
339	**Parallel**	**NE**	**$3,000.00**
338	**Perpendicular**	**NW**	**$3,000.00**
337	**Perpendicular**	**SW**	**$6,500.00**

Total Cost for Street: Monroe Ct **$20,000.00**

Intersection ID and Street Names:	Type:	Orientation:

312 Monroe Ct and Palm Pky			**$20,000.00**
656	**Perpendicular**	**E**	**$6,500.00**
655	**Perpendicular**	**N**	**$6,500.00**
657	**Curb Ramp Required**	**S**	**$7,000.00**

Total Cost for Street: Myer St **$6,500.00**

Intersection ID and Street Names:	Type:	Orientation:	
313 Myer St and Robertson Blvd			**$6,500.00**
629	**Perpendicular**	**N**	**$6,500.00**
631	**No Sidewalk, Curb Ramp Not Required**	**S**	**$0.00**
630	**No Sidewalk, Curb Ramp Not Required**	**W**	**$0.00**

Total Cost for Street: N Fig Tree Blvd **$17,500.00**

Intersection ID and Street Names:	Type:	Orientation:	
417 N Fig Tree Blvd and S Lake Tahoe Dr			**$17,500.00**
553	**Parallel**	**E**	**$3,500.00**
556	**Parallel**	**N**	**$3,500.00**
554	**Parallel**	**S**	**$3,500.00**
555	**Parallel**	**W**	**$7,000.00**

Total Cost for Street: Oleander Dr **$41,000.00**

Intersection ID and Street Names:	Type:	Orientation:	
314 Oleander Dr and Parkridge Dr			**$20,500.00**
762	**Perpendicular**	**NE**	**$6,500.00**
763	**Perpendicular**	**NW**	**$7,000.00**
761	**Curb Ramp Required**	**SE**	**$7,000.00**
315 Oleander Dr and Peach Dr			**$20,500.00**
755	**Parallel**	**NE**	**$7,000.00**
756	**Perpendicular**	**NW**	**$6,500.00**
757	**Perpendicular**	**SW**	**$7,000.00**

Total Cost for Street: Palm Pky **$43,500.00**

Intersection ID and Street Names:	Type:	Orientation:	
318 Palm Pky and Robertson Blvd			**$0.00**
633	**No Sidewalk, Curb Ramp Not Required**	**E**	**$0.00**
632	**No Sidewalk, Curb Ramp Not Required**	**NW**	**$0.00**
634	**No Sidewalk, Curb Ramp Not Required**	**S**	**$0.00**
319 Palm Pky and Taft Ct			**$21,000.00**
653	**Perpendicular**	**E**	**$7,000.00**
652	**Perpendicular**	**N**	**$7,000.00**

654	Curb Ramp Required	S	$7,000.00
320 Palm Pky and Truman Dr			**$22,500.00**
661	Perpendicular	E	$6,500.00
658	Perpendicular	N	$6,500.00
660	Perpendicular	S	$3,000.00
659	Perpendicular	W	$6,500.00

Total Cost for Street: Park Ridge Dr $39,500.00

Intersection ID and Street Names:	Type:	Orientation:	
401 Park Ridge Dr and Acacia Ct			**$20,000.00**
764	Parallel	NW	$7,000.00
766	Perpendicular	SE	$6,500.00
765	Perpendicular	SW	$6,500.00
402 Park Ridge Dr and Santa Cruz Blvd			**$19,500.00**
855	Perpendicular	NE	$6,500.00
858	Perpendicular	NW	$3,250.00
856	Perpendicular	SE	$6,500.00
857	Perpendicular	SW	$3,250.00

Total Cost for Street: Parkridge Dr $16,500.00

Intersection ID and Street Names:	Type:	Orientation:	
321 Parkridge Dr and Pine St			**$16,500.00**
844	Curb Ramp Required	NE	$7,000.00
843	Perpendicular	SE	$6,500.00
842	Perpendicular	SW	$3,000.00

Total Cost for Street: Peach Dr $19,000.00

Intersection ID and Street Names:	Type:	Orientation:	
421 Peach Dr and Santa Cruz Blvd			**$19,000.00**
871	Perpendicular	NE	$6,500.00
874	Perpendicular	NW	$3,000.00
872	Perpendicular	SE	$6,500.00
873	Perpendicular	SW	$3,000.00

Total Cost for Street: Penny St $16,500.00

Intersection ID and Street Names:	Type:	Orientation:	
322 Penny St and Rosehill Dr			**$16,500.00**
247	Perpendicular	NE	$3,000.00
246	Perpendicular	NW	$6,500.00
245	Curb Ramp Required	S	$7,000.00

Total Cost for Street: Phillip Way — $42,000.00

Intersection ID and Street Names:	Type:	Orientation:	
393 Phillip Way and Molly Ave			**$21,000.00**
786	**Curb Ramp Required**	**NE**	**$7,000.00**
787	**Perpendicular**	**NW**	**$7,000.00**
788	**Perpendicular**	**SW**	**$7,000.00**
392 Phillip Way and Phillip Ct			**$21,000.00**
789	**Perpendicular**	**NW**	**$7,000.00**
791	**Curb Ramp Required**	**SE**	**$7,000.00**
790	**Perpendicular**	**SW**	**$7,000.00**

Total Cost for Street: Pine St — $44,500.00

Intersection ID and Street Names:	Type:	Orientation:	
420 Pine St and			**$7,000.00**
832	**Perpendicular**	**NE**	**$7,000.00**
397 Pine St and Larkin Ave			**$10,000.00**
837	**Perpendicular**	**NE**	**$2,500.00**
838	**Curb Ramp Required**	**NW**	**$7,000.00**
836	**Perpendicular**	**SE**	**$500.00**
396 Pine St and Pine Ct			**$10,500.00**
834	**Perpendicular**	**NE**	**$3,000.00**
833	**Perpendicular**	**SE**	**$500.00**
835	**Curb Ramp Required**	**SW**	**$7,000.00**
398 Pine St and Rose Ave			**$17,000.00**
840	**Perpendicular**	**NE**	**$3,000.00**
841	**Curb Ramp Required**	**NW**	**$7,000.00**
839	**Perpendicular**	**SE**	**$7,000.00**

Total Cost for Street: Plum Ct — $16,250.00

Intersection ID and Street Names:	Type:	Orientation:	
326 Plum Ct and Santa Cruz Blvd			**$16,250.00**
865	**Perpendicular**	**NE**	**$3,250.00**
866	**Perpendicular**	**NW**	**$3,000.00**
864	**Perpendicular**	**SE**	**$3,000.00**
863	**Perpendicular**	**SW**	**$7,000.00**

Total Cost for Street: Plum Way — $14,000.00

Intersection ID and Street Names:	Type:	Orientation:

328	**Plum Way** and **Walnut Way**			**$14,000.00**
	867	**Curb Ramp Required**	**SE**	**$7,000.00**
	868	**Curb Ramp Required**	**SW**	**$7,000.00**

Total Cost for Street:	**Robertson Blvd**	**$14,000.00**

Intersection ID and Street Names:	Type:	Orientation:	
331	**Robertson Blvd** and **Washington Rd**		**$14,000.00**
999	**Curb Ramp Required**	**E**	**$7,000.00**
1000	**Curb Ramp Required**	**N**	**$7,000.00**
1001	**No Sidewalk, Curb Ramp Not Required**	**W**	**$0.00**

Total Cost for Street:	**Roosevelt Dr**	**$69,500.00**

Intersection ID and Street Names:	Type:	Orientation:	
332	**Roosevelt Dr** and **Truman Dr**		**$21,000.00**
593	**Curb Ramp Required**	**E**	**$7,000.00**
595	**Perpendicular**	**N**	**$7,000.00**
594	**Perpendicular**	**W**	**$7,000.00**
333	**Roosevelt Dr** and **Washington Dr**		**$27,500.00**
614	**Perpendicular**	**E**	**$7,000.00**
617	**Perpendicular**	**N**	**$7,000.00**
615	**Perpendicular**	**S**	**$6,500.00**
616	**Perpendicular**	**W**	**$7,000.00**
334	**Roosevelt Dr** and **Wilson Way**		**$21,000.00**
612	**Curb Ramp Required**	**E**	**$7,000.00**
611	**Curb Ramp Required**	**N**	**$7,000.00**
613	**Curb Ramp Required**	**W**	**$7,000.00**

Total Cost for Street:	**Rose Ave**	**$41,000.00**

Intersection ID and Street Names:	Type:	Orientation:	
399	**Rose Ave** and **Larkin Ave**		**$20,000.00**
847	**Curb Ramp Required**	**NE**	**$7,000.00**
846	**Perpendicular**	**SE**	**$6,500.00**
845	**Perpendicular**	**SW**	**$6,500.00**
394	**Rose Ave** and **Phillip Way**		**$21,000.00**
783	**Curb Ramp Required**	**NE**	**$7,000.00**
784	**Perpendicular**	**SE**	**$7,000.00**
785	**Perpendicular**	**SW**	**$7,000.00**

Total Cost for Street:	**S Fig Tree Blvd**	**$7,000.00**

Intersection ID and Street Names:	Type:	Orientation:

335	**S Fig Tree Blvd** and **S Montgomery Lake Way**			**$7,000.00**
	343	**Parallel**	**NW**	**$7,000.00**
	344	**No Sidewalk, Curb Ramp Not Required**	**SW**	**$0.00**

Total Cost for Street: S Genoa Lake Way — $6,000.00

Intersection ID and Street Names:	Type:	Orientation:	
336	**S Genoa Lake Way** and **S Montgomery Lake Way**		**$6,000.00**
342	**No Sidewalk, Curb Ramp Not Required**	**E**	**$0.00**
340	**Perpendicular**	**N**	**$3,000.00**
341	**Parallel**	**W**	**$3,000.00**

Total Cost for Street: Santa Cruz Blvd — $49,000.00

Intersection ID and Street Names:	Type:	Orientation:	
389	**Santa Cruz Blvd** and **Elm Ave**		**$10,000.00**
827	**Perpendicular**	**NE**	**$2,500.00**
826	**Perpendicular**	**NW**	**$2,500.00**
828	**Perpendicular**	**SE**	**$2,500.00**
825	**Perpendicular**	**SW**	**$2,500.00**
388	**Santa Cruz Blvd** and **Englewood Ave**		**$16,500.00**
824	**Curb Ramp Required**	**NE**	**$7,000.00**
823	**Perpendicular**	**NW**	**$7,000.00**
822	**Perpendicular**	**SW**	**$2,500.00**
400	**Santa Cruz Blvd** and **Rose Ave**		**$22,500.00**
850	**Perpendicular**	**NE**	**$3,000.00**
851	**Perpendicular**	**NW**	**$6,500.00**
849	**Perpendicular**	**SE**	**$6,500.00**
848	**Perpendicular**	**SW**	**$6,500.00**

Total Cost for Street: Truman Dr — $55,000.00

Intersection ID and Street Names:	Type:	Orientation:	
342	**Truman Dr** and **Van Buren St**		**$20,000.00**
667	**Curb Ramp Required**	**E**	**$7,000.00**
666	**Perpendicular**	**N**	**$6,500.00**
665	**Perpendicular**	**W**	**$6,500.00**
343	**Truman Dr** and **Washington Dr**		**$21,000.00**
596	**Curb Ramp Required**	**E**	**$7,000.00**
598	**Perpendicular**	**N**	**$7,000.00**
597	**Perpendicular**	**W**	**$7,000.00**
344	**Truman Dr** and **Wilson Way**		**$14,000.00**
600	**Curb Ramp Required**	**E**	**$7,000.00**
601	**Curb Ramp Required**	**N**	**$7,000.00**

599	No Sidewalk, Curb Ramp Not Required	W	$0.00

Total Cost for Street: Vernal Dr — $14,000.00

Intersection ID and Street Names:	Type:	Orientation:	
345 Vernal Dr and Washington Dr			**$14,000.00**
618	Curb Ramp Required	N	$7,000.00
619	Perpendicular	S	$7,000.00

Total Cost for Street: Washington Rd — $50,500.00

Intersection ID and Street Names:	Type:	Orientation:	
304 Washington Rd and Maple St			**$20,500.00**
812	Perpendicular	NE	$6,500.00
813	Perpendicular	NW	$7,000.00
814	Parallel	SW	$7,000.00
387 Washington Rd and Santa Cruz Blvd			**$10,000.00**
820	Perpendicular	NE	$3,000.00
821	Perpendicular	NW	$7,000.00
819	No Sidewalk, Curb Ramp Not Required	SE	$0.00
386 Washington Rd and Shasta Ct			**$20,000.00**
815	Perpendicular	NE	$7,000.00
816	Perpendicular	NW	$6,500.00
818	Perpendicular	SE	$6,500.00
817	No Sidewalk, Curb Ramp Not Required	SW	$0.00

Total Cost for City Curb Ramps: **$5,136,250.00**



SURVEY DATA

Year Completed	Intersection ID	Survey Street	Cross Street
TBD	1	10th St	Kings Ave

Orientation & ID #	Ramp Type	Existing Access Barrier and Proposed Solution	Codes / Mitigation Info	Measurements

E — Curb Ramp Required

272 Access Route

- *As-Built Description:*
  Curb ramp or blended transition not provided where a pedestrian access route crosses a curb.
- *Proposed Solution:*
  Provide a parallel curb ramp, including detectable warning surfaces, and top and bottom landings as required.

CBC 2007 **1127B.5.1**
ADAAG **4.7.1**
PROWAG **R207.1**

Unit Cost **$7000.00**

Priority
68

		LEFT	RIGHT
Width of Ramp / Pad	(in)	N/A	N/A
Slope of the Ramp / Pad	(%)	N/A	N/A
X Slope of the Ramp / Pad	(%)	N/A	N/A

Stop/Yield Control:	(y/n)	Yes-Stop Sign
Crosswalks Served:		No X-walk
Tee Intersection:	(y/n)	No
Vertical Curb:		Vertical



N — Curb Ramp Required

275 Access Route

- *As-Built Description:*
  Curb ramp or blended transition not provided where a pedestrian access route crosses a curb.
- *Proposed Solution:*
  Provide a parallel curb ramp, including detectable warning surfaces, and top and bottom landings as required.

CBC 2007 **1127B.5.1**
ADAAG **4.7.1**
PROWAG **R207.1**

Unit Cost **$7000.00**

Priority
68

		LEFT	RIGHT
Width of Ramp / Pad	(in)	N/A	N/A
Slope of the Ramp / Pad	(%)	N/A	N/A
X Slope of the Ramp / Pad	(%)	N/A	N/A

Stop/Yield Control:	(y/n)	No
Crosswalks Served:		No X-walk
Tee Intersection:	(y/n)	No
Vertical Curb:		Vertical



S No Sidewalk, Curb Ramp Not Required

273 Pedestrian Access Route

- *As-Built Description:*

No curb, curb ramp, or sidewalk provided. Pedestrian access route is along the vehicular lane and is not separated by a curb or other cane detectable warning.

- *Proposed Solution:*

When curb or sidewalk is installed along either street, provide accessible curb ramp.

CBC 2007 **1127B.5.1**
ADAAG **4.7.1**
PROWAG **R304.1**

Unit Cost **$0.00**

Priority
78

		LEFT	RIGHT
Width of Ramp / Pad	(in)	N/A	N/A
Slope of the Ramp / Pad	(%)	N/A	N/A
X Slope of the Ramp / Pad	(%)	N/A	N/A

Stop/Yield Control:	(y/n)	No
Crosswalks Served:		No X-walk
Tee Intersection:	(y/n)	No
Vertical Curb:		Vertical



W No Sidewalk, Curb Ramp Not Required

274 Pedestrian Access Route

- *As-Built Description:*

No curb, curb ramp, or sidewalk provided. Pedestrian access route is along the vehicular lane and is not separated by a curb or other cane detectable warning.

- *Proposed Solution:*

When curb or sidewalk is installed along either street, provide accessible curb ramp.

CBC 2007 **1127B.5.1**
ADAAG **4.7.1**
PROWAG **R304.1**

Unit Cost **$0.00**

Priority
78

		LEFT	RIGHT
Width of Ramp / Pad	(in)	N/A	N/A
Slope of the Ramp / Pad	(%)	N/A	N/A
X Slope of the Ramp / Pad	(%)	N/A	N/A

Stop/Yield Control:	(y/n)	Yes-Stop Sign
Crosswalks Served:		No X-walk
Tee Intersection:	(y/n)	No
Vertical Curb:		Vertical



Total Costs for Curb Ramps at : 10th St and Kings Ave **$14,000.00**

E Perpendicular

280 Compliant Curb Ramp

• *As-Built Description:*

Curb ramp, blended transition, island cut-through, island perpendicular, or pedestrian pad surveyed for the following items are in compliance with the ADA and applicable building codes.

Unit Cost **$0.00**

• *Proposed Solution:*

Provide routine inspection and maintenance to maintain accessible access route.

Priority

68





Width of Ramp / Pad	(in)	48.0
Length of Ramp / Pad	(in)	80.0
Slope of the Ramp / Pad	(%)	6.7
X Slope of the Ramp / Pad	(%)	0.1
Top Landing Length	(in)	48.0
Top Landing Slope	(%)	0.7
Top Landing X Slope	(%)	0.6
Left Flare	(%)	6.2
Right Flare	(%)	4.5
Gutter Slope	(%)	2.1
Gutter XSlope	(%)	0.4
Gutter Lip	(in)	0.0
Truncated Domes	(y/n)	YES
Dome Setback	(in)	8.0
Street Grade (Left / Right)	(%)	0.5 0.6
Stop/Yield Control:	(y/n)	No
Within Crosswalk	(y/n)	YES
Crosswalks Served:		1 X-walk
Tee Intersection:	(y/n)	No
Vertical Curb:		Vertical

N Perpendicular

283 Compliant Curb Ramp

• *As-Built Description:*

Curb ramp, blended transition, island cut-through, island perpendicular, or pedestrian pad surveyed for the following items are in compliance with the ADA and applicable building codes.

Unit Cost **$0.00**

• *Proposed Solution:*

Provide routine inspection and maintenance to maintain accessible access route.

Priority

68





Width of Ramp / Pad	(in)	48.0
Length of Ramp / Pad	(in)	76.0
Slope of the Ramp / Pad	(%)	6.7
X Slope of the Ramp / Pad	(%)	0.4
Top Landing Length	(in)	48.0
Top Landing Slope	(%)	1.9
Top Landing X Slope	(%)	0.9
Left Flare	(%)	6.6
Right Flare	(%)	6.4
Gutter Slope	(%)	2.2
Gutter XSlope	(%)	0.7
Gutter Lip	(in)	0.0
Truncated Domes	(y/n)	YES
Dome Setback	(in)	6.0
Street Grade (Left / Right)	(%)	0.6 0.1
Stop/Yield Control:	(y/n)	No
Within Crosswalk	(y/n)	YES
Crosswalks Served:		1 X-walk
Tee Intersection:	(y/n)	No
Vertical Curb:		Vertical

S Perpendicular

281 Compliant Curb Ramp

- *As-Built Description:*

Curb ramp, blended transition, island cut-through, island perpendicular, or pedestrian pad surveyed for the following items are in compliance with the ADA and applicable building codes.

- *Proposed Solution:*

Provide routine inspection and maintenance to maintain accessible access route.

Unit Cost **$0.00**

Priority

58





Width of Ramp / Pad	(in)	48.0
Length of Ramp / Pad	(in)	89.0
Slope of the Ramp / Pad	(%)	5.9
X Slope of the Ramp / Pad	(%)	0.6
Top Landing Length	(in)	48.0
Top Landing Slope	(%)	0.2
Top Landing X Slope	(%)	1.3
Left Flare	(%)	6.6
Right Flare	(%)	5.5
Gutter Slope	(%)	3.0
Gutter XSlope	(%)	0.4
Gutter Lip	(in)	0.0
Truncated Domes	(y/n)	YES
Dome Setback	(in)	6.0
Street Grade (Left / Right)	(%)	0.1 0.9
Stop/Yield Control:	(y/n)	No
Within Crosswalk	(y/n)	YES
Crosswalks Served:		1 X-walk
Tee Intersection:	(y/n)	No
Vertical Curb:		Vertical

W Perpendicular

282 Gutter

- *As-Built Description:*

The slope of the gutter area or street at the foot of a curb ramp, blended transition, pedestrian pad, or island cut through exceeds 1:20 (5%) in the direction of the pedestrian crossing.

- *As-is* 6.7%
- *Proposed Solution:*

Demolish gutter or street area as required and provide 48" x 48" area at foot of curb ramp, blended transition, pedestrian pad, or island cut through with slope no greater than 5%.

CBC 2016 **11B-406.5.8**
CBC 2007 **1127B.5.3**
ADAAG **4.7.2**
ADA-2010 **406.2**
PROWAG **R304.5.4**

Unit Cost **$3000.00**

Priority

65.5





Width of Ramp / Pad	(in)	48.0
Length of Ramp / Pad	(in)	92.0
Slope of the Ramp / Pad	(%)	6.5
X Slope of the Ramp / Pad	(%)	0.8
Top Landing Length	(in)	48.0
Top Landing Slope	(%)	0.3
Top Landing X Slope	(%)	1.1
Left Flare	(%)	6.4
Right Flare	(%)	6.2
Gutter Slope	(%)	**6.7**
Gutter XSlope	(%)	1.0
Gutter Lip	(in)	0.0
Truncated Domes	(y/n)	YES
Dome Setback	(in)	8.0
Street Grade (Left / Right)	(%)	0.5 0.4
Stop/Yield Control:	(y/n)	No
Within Crosswalk	(y/n)	YES
Crosswalks Served:		1 X-walk
Tee Intersection:	(y/n)	No
Vertical Curb:		Vertical

Total Costs for Curb Ramps at : 10th St and Lake Ave **$3,000.00**

E No Sidewalk, Curb Ramp Not Required

285 Pedestrian Access Route

- *As-Built Description:*

No curb, curb ramp, or sidewalk provided. Pedestrian access route is along the vehicular lane and is not separated by a curb or other cane detectable warning.

- *Proposed Solution:*

When curb or sidewalk is installed along either street, provide accessible curb ramp.

CBC 2007 **1127B.5.1**
ADAAG **4.7.1**
PROWAG **R304.1**

Unit Cost **$0.00**

Priority
62

		LEFT	RIGHT
Width of Ramp / Pad	(in)	N/A	N/A
Slope of the Ramp / Pad	(%)	N/A	N/A
X Slope of the Ramp / Pad	(%)	N/A	N/A

Stop/Yield Control:	(y/n)	No
Crosswalks Served:		No X-walk
Tee Intersection:	(y/n)	No
Vertical Curb:		Vertical



N No Sidewalk, Curb Ramp Not Required

286 Pedestrian Access Route

- *As-Built Description:*

No curb, curb ramp, or sidewalk provided. Pedestrian access route is along the vehicular lane and is not separated by a curb or other cane detectable warning.

- *Proposed Solution:*

When curb or sidewalk is installed along either street, provide accessible curb ramp.

CBC 2007 **1127B.5.1**
ADAAG **4.7.1**
PROWAG **R304.1**

Unit Cost **$0.00**

Priority
62

		LEFT	RIGHT
Width of Ramp / Pad	(in)	N/A	N/A
Slope of the Ramp / Pad	(%)	N/A	N/A
X Slope of the Ramp / Pad	(%)	N/A	N/A

Stop/Yield Control:	(y/n)	No
Crosswalks Served:		No X-walk
Tee Intersection:	(y/n)	No
Vertical Curb:		Vertical



S Curb Ramp Required

284 Access Route

- *As-Built Description:*

Curb ramp or blended transition not provided where a pedestrian access route crosses a curb.

- *Proposed Solution:*

Provide a parallel curb ramp, including detectable warning surfaces, and top and bottom landings as required.

CBC 2007 **1127B.5.1**
ADAAG **4.7.1**
PROWAG **R207.1**

Unit Cost **$7000.00**

Priority
52

		LEFT	RIGHT
Width of Ramp / Pad	(in)	N/A	N/A
Slope of the Ramp / Pad	(%)	N/A	N/A
X Slope of the Ramp / Pad	(%)	N/A	N/A
Stop/Yield Control:	(y/n)	No	
Crosswalks Served:		No X-walk	
Tee Intersection:	(y/n)	No	
Vertical Curb:		Vertical	



W Perpendicular

287 Ramp Landing

- *As-Built Description:*

Top landing at existing perpendicular curb ramp or blended transition is less than 48" x 48" (60" length x ramp width preferred).

- *As-is* 24.0"
- *Proposed Solution:*

Demolish existing and provide new, parallel curb ramp, including detectable warning surfaces, and top and bottom landings as required.

CBC 2016 **11B-406.5.3**
CBC 2007 **1127B.5.4**
ADAAG **4.8.4**
ADA-2010 **405.7**
PROWAG **R304.2.1**

Unit Cost **$7000.00**

Priority
125.5

Width of Ramp / Pad	(in)	**38.0**	
Length of Ramp / Pad	(in)	60.0	
Slope of the Ramp / Pad	(%)	**15.8**	
X Slope of the Ramp / Pad	(%)	0.2	
Top Landing Length	(in)	**24.0**	
Top Landing Slope	(%)	**7.5**	
Top Landing X Slope	(%)	1.4	
Left Flare	(%)	**18.9**	
Right Flare	(%)	**18.6**	
Gutter Slope	(%)	**6.9**	
Gutter XSlope	(%)	0.5	
Gutter Lip	(in)	**0.5**	
Truncated Domes	(y/n)	**NO**	
Street Grade (Left / Right)	(%)	2.0	1.1
Stop/Yield Control:	(y/n)	No	
Crosswalks Served:		No X-walk	
Tee Intersection:	(y/n)	No	
Vertical Curb:		Vertical	





Total Costs for Curb Ramps at : 10th St and Monterey Ave **$14,000.00**

E Parallel

709 Ramp Slope

CBC 2016 **11B-406.3.1**
CBC 2007 **1127B.5.3**
ADAAG **4.8.2**
PROWAG **R304.3.2**

• *As-Built Description:*
Running slope of existing parallel curb ramp, where the run is less than 15' in length, is less than 5% or more than 8.3%.

• *As-is* Left: 8.5% Right: 9.2%

• *Proposed Solution:*
Demolish existing and provide new parallel curb ramp including detectable warning surfaces, and top and bottom landings as required.

Unit Cost **$7000.00**

Priority
84.5





		LEFT	RIGHT
Width of Ramp / Pad	(in)	54.0	53.0
Length of Ramp / Pad	(in)	84.0	82.0
Slope of the Ramp / Pad	(%)	**8.5**	**9.2**
X Slope of the Ramp / Pad	(%)	**5.5**	**4.3**
Top Landing Length	(in)	48.0	48.0
Top Landing Slope	(%)	1.2	0.3
Top Landing X Slope	(%)	**3.0**	**4.3**
Bottom Landing Length	(in)	78.0	
Bottom Landing Slope	(%)	**6.9**	
Bottom Landing X Slope	(%)	1.3	
Gutter Slope	(%)	**7.7**	
Gutter XSlope	(%)	0.8	
Gutter Lip	(in)	0.0	
Truncated Domes	(y/n)	**NO**	
Street Grade (Left / Right)	(%)	0.1	0.8
Stop/Yield Control:	(y/n)	No	
Within Crosswalk	(y/n)	YES	
Crosswalks Served:		2 X-walk	
Tee Intersection:	(y/n)	No	
Vertical Curb:		Vertical	

N Parallel

710 Ramp Cross Slope

CBC 2016 **11B-406.5.7**
ADAAG **4.8.6**
PROWAG **R304.5.3**

• *As-Built Description:*
Cross slope of existing parallel curb ramp exceeds 2%.

• *As-is* Right: 3.1%

• *Proposed Solution:*
Demolish existing and provide new parallel curb ramp including detectable warning surfaces, and top and bottom landings as required.

Unit Cost **$7000.00**

Priority
67





		LEFT	RIGHT
Width of Ramp / Pad	(in)	61.0	62.0
Length of Ramp / Pad	(in)	107.0	108.0
Slope of the Ramp / Pad	(%)	3.3	5.6
X Slope of the Ramp / Pad	(%)	1.2	**3.1**
Top Landing Length	(in)	48.0	**0.0**
Top Landing Slope	(%)	1.0	N/A
Top Landing X Slope	(%)	1.8	N/A
Bottom Landing Length	(in)	48.0	
Bottom Landing Slope	(%)	0.8	
Bottom Landing X Slope	(%)	1.0	
Gutter Slope	(%)	4.0	
Gutter XSlope	(%)	0.1	
Gutter Lip	(in)	0.0	
Truncated Domes	(y/n)	YES	
Dome Setback	(in)	**8.0**	
Street Grade (Left / Right)	(%)	0.4	1.9
Stop/Yield Control:	(y/n)	No	
Within Crosswalk	(y/n)	YES	
Crosswalks Served:		2 X-walk	
Tee Intersection:	(y/n)	No	
Vertical Curb:		Vertical	

S Perpendicular

708 Ramp Landing

- *As-Built Description:*

Running slope at top landing of existing perpendicular curb ramp exceeds the 1:48 (2%) maximum.

- *As-is* 2.8%
- *Proposed Solution:*

Demolish existing and provide new, perpendicular curb ramp, including detectable warning surfaces, and top and bottom landings as required.

CBC 2016 **11B-406.5.3**
CBC 2007 **1127B.5.4**
ADAAG **4.8.4; 4.8.6**
PROWAG **R304.2.2**

Unit Cost **$6500.00**

Priority
69





Width of Ramp / Pad	(in)	48.0
Length of Ramp / Pad	(in)	74.0
Slope of the Ramp / Pad	(%)	8.2
X Slope of the Ramp / Pad	(%)	1.2
Top Landing Length	(in)	48.0
Top Landing Slope	(%)	**2.8**
Top Landing X Slope	(%)	0.6
Left Flare	(%)	4.1
Right Flare	(%)	3.6
Gutter Slope	(%)	**9.0**
Gutter XSlope	(%)	0.7
Gutter Lip	(in)	0.0
Truncated Domes	(y/n)	YES
Dome Setback	(in)	8.0
Street Grade (Left / Right)	(%)	2.8 0.2
Stop/Yield Control:	(y/n)	No
Within Crosswalk	(y/n)	YES
Crosswalks Served:		2 X-walk
Tee Intersection:	(y/n)	No
Vertical Curb:		Vertical

W No Sidewalk, Curb Ramp Not Required

707 Pedestrian Access Route

- *As-Built Description:*

No curb, curb ramp, or sidewalk provided. Pedestrian access route is along the vehicular lane and is not separated by a curb or other cane detectable warning.

- *Proposed Solution:*

When curb or sidewalk is installed along either street, provide accessible curb ramp.

CBC 2007 **1127B.5.1**
ADAAG **4.7.1**
PROWAG **R304.1**

Unit Cost **$0.00**

Priority
58



		LEFT	RIGHT
Width of Ramp / Pad	(in)	N/A	N/A
Slope of the Ramp / Pad	(%)	N/A	N/A
X Slope of the Ramp / Pad	(%)	N/A	N/A
Stop/Yield Control:	(y/n)	No	
Crosswalks Served:		2 X-walk	
Tee Intersection:	(y/n)	No	
Vertical Curb:		Vertical	

Total Costs for Curb Ramps at : 10th St and Orange Ave **$20,500.00**

E No Sidewalk, Curb Ramp Not Required

276 Pedestrian Access Route

- *As-Built Description:*

No curb, curb ramp, or sidewalk provided. Pedestrian access route is along the vehicular lane and is not separated by a curb or other cane detectable warning.

- *Proposed Solution:*

When curb or sidewalk is installed along either street, provide accessible curb ramp.

CBC 2007 **1127B.5.1**
ADAAG **4.7.1**
PROWAG **R304.1**

Unit Cost **$0.00**

Priority
78

		LEFT	RIGHT
Width of Ramp / Pad	(in)	N/A	N/A
Slope of the Ramp / Pad	(%)	N/A	N/A
X Slope of the Ramp / Pad	(%)	N/A	N/A

Stop/Yield Control:	(y/n)	No
Crosswalks Served:		No X-walk
Tee Intersection:	(y/n)	No
Vertical Curb:		Vertical



N No Sidewalk, Curb Ramp Not Required

279 Pedestrian Access Route

- *As-Built Description:*

No curb, curb ramp, or sidewalk provided. Pedestrian access route is along the vehicular lane and is not separated by a curb or other cane detectable warning.

- *Proposed Solution:*

When curb or sidewalk is installed along either street, provide accessible curb ramp.

CBC 2007 **1127B.5.1**
ADAAG **4.7.1**
PROWAG **R304.1**

Unit Cost **$0.00**

Priority
78

		LEFT	RIGHT
Width of Ramp / Pad	(in)	N/A	N/A
Slope of the Ramp / Pad	(%)	N/A	N/A
X Slope of the Ramp / Pad	(%)	N/A	N/A

Stop/Yield Control:	(y/n)	No
Crosswalks Served:		No X-walk
Tee Intersection:	(y/n)	No
Vertical Curb:		Vertical



S No Sidewalk, Curb Ramp Not Required

277 Pedestrian Access Route

- *As-Built Description:*

No curb, curb ramp, or sidewalk provided. Pedestrian access route is along the vehicular lane and is not separated by a curb or other cane detectable warning.

- *Proposed Solution:*

When curb or sidewalk is installed along either street, provide accessible curb ramp.

CBC 2007 **1127B.5.1**
ADAAG **4.7.1**
PROWAG **R304.1**

Unit Cost **$0.00**

Priority
78

		LEFT	RIGHT
Width of Ramp / Pad	(in)	N/A	N/A
Slope of the Ramp / Pad	(%)	N/A	N/A
X Slope of the Ramp / Pad	(%)	N/A	N/A

Stop/Yield Control:	(y/n)	No
Crosswalks Served:		No X-walk
Tee Intersection:	(y/n)	No
Vertical Curb:		Vertical



W No Sidewalk, Curb Ramp Not Required

278 Pedestrian Access Route

- *As-Built Description:*

No curb, curb ramp, or sidewalk provided. Pedestrian access route is along the vehicular lane and is not separated by a curb or other cane detectable warning.

- *Proposed Solution:*

When curb or sidewalk is installed along either street, provide accessible curb ramp.

CBC 2007 **1127B.5.1**
ADAAG **4.7.1**
PROWAG **R304.1**

Unit Cost **$0.00**

Priority
78

		LEFT	RIGHT
Width of Ramp / Pad	(in)	N/A	N/A
Slope of the Ramp / Pad	(%)	N/A	N/A
X Slope of the Ramp / Pad	(%)	N/A	N/A

Stop/Yield Control:	(y/n)	No
Crosswalks Served:		No X-walk
Tee Intersection:	(y/n)	No
Vertical Curb:		N/A



Total Costs for Curb Ramps at : 10th St and Riverside Ave **$0.00**

E Perpendicular

681 Ramp Landing

CBC 2016 **11B-406.5.3**
CBC 2007 **1127B.5.4**
ADAAG **4.8.4; 4.8.6**
PROWAG **R304.2.2**

- *As-Built Description:*

Running slope at top landing of existing perpendicular curb ramp exceeds the 1:48 (2%) maximum.

- *As-is* 2.8%
- *Proposed Solution:*

Demolish existing and provide new, perpendicular curb ramp, including detectable warning surfaces, and top and bottom landings as required.

Unit Cost **$6500.00**

Priority

77





Width of Ramp / Pad	(in)	50.0
Length of Ramp / Pad	(in)	87.0
Slope of the Ramp / Pad	(%)	6.7
X Slope of the Ramp / Pad	(%)	0.3
Top Landing Length	(in)	48.0
Top Landing Slope	(%)	**2.8**
Top Landing X Slope	(%)	0.6
Left Flare	(%)	7.6
Right Flare	(%)	**10.6**
Gutter Slope	(%)	4.3
Gutter XSlope	(%)	0.6
Gutter Lip	(in)	0.0
Truncated Domes	(y/n)	YES
Dome Setback	(in)	8.0
Street Grade (Left / Right)	(%)	1.0 0.5
Stop/Yield Control:	(y/n)	Yes-Stop Sign
Crosswalks Served:		No X-walk
Tee Intersection:	(y/n)	No
Vertical Curb:		Vertical

N Perpendicular

682 Gutter

CBC 2016 **11B-406.5.8**
CBC 2007 **1127B.5.3**
ADAAG **4.7.2**
ADA-2010 **406.2**
PROWAG **R304.5.4**

- *As-Built Description:*

The slope of the gutter area or street at the foot of a curb ramp, blended transition, pedestrian pad, or island cut through exceeds 1:20 (5%) in the direction of the pedestrian crossing.

- *As-is* 5.4%
- *Proposed Solution:*

Demolish gutter or street area as required and provide 48" x 48" area at foot of curb ramp, blended transition, pedestrian pad, or island cut through with slope no greater than 5%.

Unit Cost **$3000.00**

Priority

73





Width of Ramp / Pad	(in)	48.0
Length of Ramp / Pad	(in)	84.5
Slope of the Ramp / Pad	(%)	7.1
X Slope of the Ramp / Pad	(%)	0.1
Top Landing Length	(in)	48.0
Top Landing Slope	(%)	0.5
Top Landing X Slope	(%)	0.4
Left Flare	(%)	7.6
Right Flare	(%)	7.1
Gutter Slope	(%)	**5.4**
Gutter XSlope	(%)	0.4
Gutter Lip	(in)	0.0
Truncated Domes	(y/n)	YES
Dome Setback	(in)	8.0
Street Grade (Left / Right)	(%)	1.2 0.6
Stop/Yield Control:	(y/n)	No
Crosswalks Served:		No X-walk
Tee Intersection:	(y/n)	No
Vertical Curb:		Vertical

S Perpendicular

680 Compliant Curb Ramp

- *As-Built Description:*

Curb ramp, blended transition, island cut-through, island perpendicular, or pedestrian pad surveyed for the following items are in compliance with the ADA and applicable building codes.

- *Proposed Solution:*

Provide routine inspection and maintenance to maintain accessible access route.

Unit Cost **$0.00**

Priority

68





Width of Ramp / Pad	(in)	48.0
Length of Ramp / Pad	(in)	96.0
Slope of the Ramp / Pad	(%)	3.6
X Slope of the Ramp / Pad	(%)	1.5
Top Landing Length	(in)	48.0
Top Landing Slope	(%)	0.9
Top Landing X Slope	(%)	1.1
Left Flare	(%)	6.7
Right Flare	(%)	N/A
Gutter Slope	(%)	1.8
Gutter XSlope	(%)	0.8
Gutter Lip	(in)	0.0
Truncated Domes	(y/n)	YES
Dome Setback	(in)	8.0
Street Grade (Left / Right)	(%)	2.1 2.1
Stop/Yield Control:	(y/n)	No
Within Crosswalk	(y/n)	YES
Crosswalks Served:		1 X-walk
Tee Intersection:	(y/n)	No
Vertical Curb:		Vertical

W Perpendicular

679 Ramp Landing

- *As-Built Description:*

Running slope at top landing of existing perpendicular curb ramp exceeds the 1:48 (2%) maximum.

- *As-is* 2.4%
- *Proposed Solution:*

Demolish existing and provide new, perpendicular curb ramp, including detectable warning surfaces, and top and bottom landings as required.

CBC 2016 **11B-406.5.3**
CBC 2007 **1127B.5.4**
ADAAG **4.8.4; 4.8.6**
PROWAG **R304.2.2**

Unit Cost **$6500.00**

Priority

82





Width of Ramp / Pad	(in)	50.0
Length of Ramp / Pad	(in)	91.0
Slope of the Ramp / Pad	(%)	7.4
X Slope of the Ramp / Pad	(%)	0.6
Top Landing Length	(in)	48.0
Top Landing Slope	(%)	**2.4**
Top Landing X Slope	(%)	0.8
Left Flare	(%)	**10.4**
Right Flare	(%)	8.2
Gutter Slope	(%)	**7.8**
Gutter XSlope	(%)	0.7
Gutter Lip	(in)	0.0
Truncated Domes	(y/n)	YES
Dome Setback	(in)	8.0
Street Grade (Left / Right)	(%)	0.7 0.5
Stop/Yield Control:	(y/n)	Yes-Stop Sign
Within Crosswalk	(y/n)	YES
Crosswalks Served:		1 X-walk
Tee Intersection:	(y/n)	No
Vertical Curb:		Vertical

Total Costs for Curb Ramps at : 10th St and Robertson Blvd **$16,000.00**

E No Sidewalk, Curb Ramp Not Required

288 Pedestrian Access Route

- *As-Built Description:*

No curb, curb ramp, or sidewalk provided. Pedestrian access route is along the vehicular lane and is not separated by a curb or other cane detectable warning.

- *Proposed Solution:*

When curb or sidewalk is installed along either street, provide accessible curb ramp.

CBC 2007 **1127B.5.1**
ADAAG **4.7.1**
PROWAG **R304.1**

Unit Cost **$0.00**

Priority
62

		LEFT	RIGHT
Width of Ramp / Pad	(in)	N/A	N/A
Slope of the Ramp / Pad	(%)	N/A	N/A
X Slope of the Ramp / Pad	(%)	N/A	N/A

Stop/Yield Control:	(y/n)	No
Crosswalks Served:		No X-walk
Tee Intersection:	(y/n)	No
Vertical Curb:		Vertical



N No Sidewalk, Curb Ramp Not Required

289 Pedestrian Access Route

- *As-Built Description:*

No curb, curb ramp, or sidewalk provided. Pedestrian access route is along the vehicular lane and is not separated by a curb or other cane detectable warning.

- *Proposed Solution:*

When curb or sidewalk is installed along either street, provide accessible curb ramp.

CBC 2007 **1127B.5.1**
ADAAG **4.7.1**
PROWAG **R304.1**

Unit Cost **$0.00**

Priority
62

		LEFT	RIGHT
Width of Ramp / Pad	(in)	N/A	N/A
Slope of the Ramp / Pad	(%)	N/A	N/A
X Slope of the Ramp / Pad	(%)	N/A	N/A

Stop/Yield Control:	(y/n)	No
Crosswalks Served:		No X-walk
Tee Intersection:	(y/n)	No
Vertical Curb:		Vertical



S Parallel

291 Ramp Landing

- *As-Built Description:*

Cross slope at top landing of existing parallel curb ramp exceeds 2%.

- *As-is* Left: 2.7%
- *Proposed Solution:*

Demolish existing and provide new top landing sloped at 2% max. Curb ramp to remain.

CBC 2016 **11B-406.5.3**
CBC 2007 **1127B.5.4**
ADAAG **4.8.4; 4.8.6**
PROWAG **R304.5.3**

Unit Cost **$3500.00**

Priority
59.5





		LEFT	RIGHT
Width of Ramp / Pad	(in)	60.0	59.5
Length of Ramp / Pad	(in)	112.0	127.0
Slope of the Ramp / Pad	(%)	6.8	7.3
X Slope of the Ramp / Pad	(%)	0.9	1.5
Top Landing Length	(in)	48.0	48.0
Top Landing Slope	(%)	0.1	0.7
Top Landing X Slope	(%)	**2.7**	1.6
Bottom Landing Length	(in)	60.0	
Bottom Landing Slope	(%)	**2.6**	
Bottom Landing X Slope	(%)	1.3	
Gutter Slope	(%)	**8.1**	
Gutter XSlope	(%)	0.4	
Gutter Lip	(in)	0.0	
Truncated Domes	(y/n)	YES	
Dome Setback	(in)	**8.0**	
Street Grade (Left / Right)	(%)	0.3	6.1
Stop/Yield Control:	(y/n)	No	
Crosswalks Served:		No X-walk	
Tee Intersection:	(y/n)	No	
Vertical Curb:		Vertical	

W No Sidewalk, Curb Ramp Not Required

290 Pedestrian Access Route

- *As-Built Description:*

No curb, curb ramp, or sidewalk provided. Pedestrian access route is along the vehicular lane and is not separated by a curb or other cane detectable warning.

- *Proposed Solution:*

When curb or sidewalk is installed along either street, provide accessible curb ramp.

CBC 2007 **1127B.5.1**
ADAAG **4.7.1**
PROWAG **R304.1**

Unit Cost **$0.00**

Priority
62



		LEFT	RIGHT
Width of Ramp / Pad	(in)	N/A	N/A
Slope of the Ramp / Pad	(%)	N/A	N/A
X Slope of the Ramp / Pad	(%)	N/A	N/A
Stop/Yield Control:	(y/n)	No	
Crosswalks Served:		No X-walk	
Tee Intersection:	(y/n)	No	
Vertical Curb:		Vertical	

Total Costs for Curb Ramps at : 10th St and Sonoma Ave **$3,500.00**

E Perpendicular

702 Ramp Width

- *As-Built Description:*

Clear width of ramp run is less than 48". (ADAAG requires 36" min)

- *As-is* 36.0"
- *Proposed Solution:*

Demolish existing and provide new, perpendicular curb ramp, including detectable warning surfaces, and top and bottom landings as required.

CBC 2016 **11B-406.5.2**
CBC 2007 **1127B.5.2**
ADAAG **4.7.3**
PROWAG **R304.5.1**

Unit Cost **$6500.00**

Priority

114.25





Width of Ramp / Pad	(in)	**36.0**
Length of Ramp / Pad	(in)	78.0
Slope of the Ramp / Pad	(%)	**9.6**
X Slope of the Ramp / Pad	(%)	1.1
Top Landing Length	(in)	48.0
Top Landing Slope	(%)	1.9
Top Landing X Slope	(%)	**2.9**
Left Flare	(%)	**17.5**
Right Flare	(%)	**19.7**
Gutter Slope	(%)	**5.8**
Gutter XSlope	(%)	1.4
Gutter Lip	(in)	**1.0**
Truncated Domes	(y/n)	**NO**
Street Grade (Left / Right)	(%)	0.1 0.7
Stop/Yield Control:	(y/n)	Yes-Stop Sign
Crosswalks Served:		No X-walk
Tee Intersection:	(y/n)	No
Vertical Curb:		Vertical

N Curb Ramp Required

699 Access Route

- *As-Built Description:*

Curb ramp or blended transition not provided where a pedestrian access route crosses a curb.

- *Proposed Solution:*

Provide a parallel curb ramp, including detectable warning surfaces, and top and bottom landings as required.

CBC 2007 **1127B.5.1**
ADAAG **4.7.1**
PROWAG **R207.1**

Unit Cost **$7000.00**

Priority

78



		LEFT	RIGHT
Width of Ramp / Pad	(in)	N/A	N/A
Slope of the Ramp / Pad	(%)	N/A	N/A
X Slope of the Ramp / Pad	(%)	N/A	N/A
Stop/Yield Control:	(y/n)	No	
Crosswalks Served:		No X-walk	
Tee Intersection:	(y/n)	No	
Vertical Curb:		Vertical	

S Curb Ramp Required

701 Access Route

- *As-Built Description:*
  Curb ramp or blended transition not provided where a pedestrian access route crosses a curb.
- *Proposed Solution:*
  Provide a parallel curb ramp, including detectable warning surfaces, and top and bottom landings as required.

CBC 2007 **1127B.5.1**
ADAAG **4.7.1**
PROWAG **R207.1**

Unit Cost **$7000.00**

Priority
68

		LEFT	RIGHT
Width of Ramp / Pad	(in)	N/A	N/A
Slope of the Ramp / Pad	(%)	N/A	N/A
X Slope of the Ramp / Pad	(%)	N/A	N/A

Stop/Yield Control:	(y/n)	No
Crosswalks Served:		No X-walk
Tee Intersection:	(y/n)	No
Vertical Curb:		Vertical



W No Sidewalk, Curb Ramp Not Required

700 Pedestrian Access Route

- *As-Built Description:*
  No curb, curb ramp, or sidewalk provided. Pedestrian access route is along the vehicular lane and is not separated by a curb or other cane detectable warning.
- *Proposed Solution:*
  When curb or sidewalk is installed along either street, provide accessible curb ramp.

CBC 2007 **1127B.5.1**
ADAAG **4.7.1**
PROWAG **R304.1**

Unit Cost **$0.00**

Priority
78

		LEFT	RIGHT
Width of Ramp / Pad	(in)	N/A	N/A
Slope of the Ramp / Pad	(%)	N/A	N/A
X Slope of the Ramp / Pad	(%)	N/A	N/A

Stop/Yield Control:	(y/n)	Yes-Stop Sign
Crosswalks Served:		No X-walk
Tee Intersection:	(y/n)	No
Vertical Curb:		N/A



Total Costs for Curb Ramps at : 10th St and Trinity Ave **$20,500.00**

E Perpendicular

293 Ramp Slope

- *As-Built Description:*

Running slope of existing perpendicular curb ramp is less than 5% or greater than 8.3%.

- *As-is* 8.6%
- *Proposed Solution:*

Demolish existing and provide new, perpendicular curb ramp, including detectable warning surfaces, and top and bottom landings as required.

CBC 2016 **11B-406.2.1**
CBC 2007 **1127B.5.3**
ADAAG **4.7.2; 4.8.2**
ADA-2010 **405.2**
PROWAG **R304.2.2**

Unit Cost **$6500.00**

Priority

67





Width of Ramp / Pad	(in)	48.0
Length of Ramp / Pad	(in)	82.0
Slope of the Ramp / Pad	(%)	**8.6**
X Slope of the Ramp / Pad	(%)	0.1
Top Landing Length	(in)	48.0
Top Landing Slope	(%)	**3.8**
Top Landing X Slope	(%)	0.2
Left Flare	(%)	7.4
Right Flare	(%)	8.2
Gutter Slope	(%)	**5.2**
Gutter XSlope	(%)	2.0
Gutter Lip	(in)	**0.5**
Truncated Domes	(y/n)	**NO**
Street Grade (Left / Right)	(%)	0.0 0.8
Stop/Yield Control:	(y/n)	Yes-Stop Sign
Within Crosswalk	(y/n)	YES
Crosswalks Served:		1 X-walk
Tee Intersection:	(y/n)	Yes
Vertical Curb:		Vertical

N Curb Ramp Required

292 Access Route

- *As-Built Description:*

Curb ramp or blended transition not provided where a pedestrian access route crosses a curb.

- *Proposed Solution:*

Provide a parallel curb ramp, including detectable warning surfaces, and top and bottom landings as required.

CBC 2007 **1127B.5.1**
ADAAG **4.7.1**
PROWAG **R207.1**

Unit Cost **$7000.00**

Priority

52



		LEFT	RIGHT
Width of Ramp / Pad	(in)	N/A	N/A
Slope of the Ramp / Pad	(%)	N/A	N/A
X Slope of the Ramp / Pad	(%)	N/A	N/A
Stop/Yield Control:	(y/n)	No	
Crosswalks Served:		No X-walk	
Tee Intersection:	(y/n)	Yes	
Vertical Curb:		Vertical	

S Perpendicular

294 Ramp Transition

- *As-Built Description:*

  Flush transition from ramp to gutter not provided.

- *As-is* 0.5"
- *Proposed Solution:*

  Modify elements (ramp, gutter, landing, route) as required to provide flush transition from ramp to gutter.

CBC 2016 **11B-406.5.8**
CBC 2007 **1127B.5.3**
ADAAG **4.7.2**
PROWAG **R304.5.2**

Unit Cost **$2500.00**

Priority

57





Width of Ramp / Pad	(in)	48.0	
Length of Ramp / Pad	(in)	84.0	
Slope of the Ramp / Pad	(%)	6.2	
X Slope of the Ramp / Pad	(%)	0.0	
Top Landing Length	(in)	48.0	
Top Landing Slope	(%)	0.5	
Top Landing X Slope	(%)	1.2	
Left Flare	(%)	7.1	
Right Flare	(%)	3.5	
Gutter Slope	(%)	3.0	
Gutter XSlope	(%)	1.5	
Gutter Lip	(in)	**0.5**	
Truncated Domes	(y/n)	**NO**	
Street Grade (Left / Right)	(%)	5.2	0.6
Stop/Yield Control:	(y/n)	No	
Within Crosswalk	(y/n)	YES	
Crosswalks Served:		1 X-walk	
Tee Intersection:	(y/n)	Yes	
Vertical Curb:		Vertical	

Total Costs for Curb Ramps at : 10th St and Ventura Ave **$16,000.00**

Total Costs for Curb Ramps along : 10th St **$107,500.00**

Year Completed	Intersection ID	Survey Street	Cross Street
TBD	11	11th St	Humboldt Ave

E Parallel

1088 Ramp Width

- *As-Built Description:*
  Clear width of ramp run is less than 48". (ADAAG requires 36" min)
- *As-is* Right: 45.0"
- *Proposed Solution:*
  Demolish existing and provide new, parallel curb ramp, including detectable warning surfaces, and top and bottom landings as required.

CBC 2016 **11B-406.5.2**
CBC 2007 **1127B.5.2**
ADAAG **4.7.3**
PROWAG **R304.5.1**

Unit Cost **$7000.00**

Priority
67.5




		LEFT	RIGHT
Width of Ramp / Pad	(in)	48.0	**45.0**
Length of Ramp / Pad	(in)	88.0	86.0
Slope of the Ramp / Pad	(%)	5.4	5.1
X Slope of the Ramp / Pad	(%)	1.1	0.4
Top Landing Length	(in)	48.0	**0.0**
Top Landing Slope	(%)	1.2	N/A
Top Landing X Slope	(%)	1.9	N/A
Bottom Landing Length	(in)	48.0	
Bottom Landing Slope	(%)	1.3	
Bottom Landing X Slope	(%)	0.3	
Gutter Slope	(%)	**9.5**	
Gutter XSlope	(%)	0.1	
Gutter Lip	(in)	0.0	
Truncated Domes	(y/n)	Non-Compliant	
Dome Setback	(in)	**11.0**	
Street Grade (Left / Right)	(%)	2.0	0.5
Stop/Yield Control:	(y/n)	Yes-Stop Sign	
Within Crosswalk		**<48"**	
Crosswalks Served:	(y/n)	1 X-walk	
Tee Intersection:		No	
Vertical Curb:		Vertical	

N Parallel

1089 Ramp Cross Slope

- *As-Built Description:*
  Cross slope of existing parallel curb ramp exceeds 2%.
- *As-is* Left: 2.4%
- *Proposed Solution:*
  Demolish existing and provide new parallel curb ramp including detectable warning surfaces, and top and bottom landings as required.

CBC 2016 **11B-406.5.7**
ADAAG **4.8.6**
PROWAG **R304.5.3**

Unit Cost **$7000.00**

Priority
64.5




		LEFT	RIGHT
Width of Ramp / Pad	(in)	53.0	53.0
Length of Ramp / Pad	(in)	90.0	85.0
Slope of the Ramp / Pad	(%)	4.4	6.0
X Slope of the Ramp / Pad	(%)	**2.4**	0.6
Top Landing Length	(in)	48.0	48.0
Top Landing Slope	(%)	**4.0**	0.2
Top Landing X Slope	(%)	1.5	1.8
Bottom Landing Length	(in)	48.0	
Bottom Landing Slope	(%)	1.8	
Bottom Landing X Slope	(%)	0.5	
Gutter Slope	(%)	**11.6**	
Gutter XSlope	(%)	0.3	
Gutter Lip	(in)	0.0	
Truncated Domes	(y/n)	Non-Compliant	
Dome Setback	(in)	**10.0**	
Street Grade (Left / Right)	(%)	0.5	0.8
Stop/Yield Control:	(y/n)	Yes-Stop Sign	
Within Crosswalk		**<48"**	
Crosswalks Served:	(y/n)	1 X-walk	
Tee Intersection:		No	
Vertical Curb:		Vertical	

S No Sidewalk, Curb Ramp Not Required

1087 Pedestrian Access Route

- *As-Built Description:*

No curb, curb ramp, or sidewalk provided. Pedestrian access route is along the vehicular lane and is not separated by a curb or other cane detectable warning.

- *Proposed Solution:*

When curb or sidewalk is installed along either street, provide accessible curb ramp.

CBC 2007 **1127B.5.1**
ADAAG **4.7.1**
PROWAG **R304.1**

Unit Cost **$0.00**

Priority
54

		LEFT	RIGHT
Width of Ramp / Pad	(in)	N/A	N/A
Slope of the Ramp / Pad	(%)	N/A	N/A
X Slope of the Ramp / Pad	(%)	N/A	N/A
Stop/Yield Control:	(y/n)	Yes-Stop Sign	
Crosswalks Served:		1 X-walk	
Tee Intersection:	(y/n)	No	
Vertical Curb:		Vertical	



W Parallel

1086 Ramp Width

- *As-Built Description:*

Clear width of ramp run is less than 48". (ADAAG requires 36" min)

- *As-is* Left: 46.0" Right: 45.0"
- *Proposed Solution:*

Demolish existing and provide new, parallel curb ramp, including detectable warning surfaces, and top and bottom landings as required.

CBC 2016 **11B-406.5.2**
CBC 2007 **1127B.5.2**
ADAAG **4.7.3**
PROWAG **R304.5.1**

Unit Cost **$7000.00**

Priority
60

		LEFT	RIGHT
Width of Ramp / Pad	(in)	**46.0**	**45.0**
Length of Ramp / Pad	(in)	100.0	108.0
Slope of the Ramp / Pad	(%)	5.2	7.3
X Slope of the Ramp / Pad	(%)	0.7	0.7
Top Landing Length	(in)	48.0	48.0
Top Landing Slope	(%)	**3.0**	0.3
Top Landing X Slope	(%)	1.7	1.4
Bottom Landing Length	(in)	48.0	
Bottom Landing Slope	(%)	1.8	
Bottom Landing X Slope	(%)	1.2	
Gutter Slope	(%)	5.0	
Gutter XSlope	(%)	0.4	
Gutter Lip	(in)	0.0	
Truncated Domes	(y/n)	Non-Compliant	
Dome Setback	(in)	**9.0**	
Street Grade (Left / Right)	(%)	0.6	0.1
Stop/Yield Control:	(y/n)	Yes-Stop Sign	
Within Crosswalk		**<48"**	
Crosswalks Served:	(y/n)	1 X-walk	
Tee Intersection:		No	
Vertical Curb:		Vertical	





Total Costs for Curb Ramps at : 11th St and Humboldt Ave **$21,000.00**

E No Sidewalk, Curb Ramp Not Required

674 Pedestrian Access Route

- *As-Built Description:*

No curb, curb ramp, or sidewalk provided. Pedestrian access route is along the vehicular lane and is not separated by a curb or other cane detectable warning.

- *Proposed Solution:*

When curb or sidewalk is installed along either street, provide accessible curb ramp.

CBC 2007 **1127B.5.1**
ADAAG **4.7.1**
PROWAG **R304.1**

Unit Cost **$0.00**

Priority
68

		LEFT	RIGHT
Width of Ramp / Pad	(in)	N/A	N/A
Slope of the Ramp / Pad	(%)	N/A	N/A
X Slope of the Ramp / Pad	(%)	N/A	N/A

Stop/Yield Control:	(y/n)	Yes-Stop Sign
Crosswalks Served:		No X-walk
Tee Intersection:	(y/n)	No
Vertical Curb:		Vertical



N Curb Ramp Required

671 Access Route

- *As-Built Description:*

Curb ramp or blended transition not provided where a pedestrian access route crosses a curb.

- *Proposed Solution:*

Provide a parallel curb ramp, including detectable warning surfaces, and top and bottom landings as required.

CBC 2007 **1127B.5.1**
ADAAG **4.7.1**
PROWAG **R207.1**

Unit Cost **$7000.00**

Priority
58

		LEFT	RIGHT
Width of Ramp / Pad	(in)	N/A	N/A
Slope of the Ramp / Pad	(%)	N/A	N/A
X Slope of the Ramp / Pad	(%)	N/A	N/A

Stop/Yield Control:	(y/n)	Yes-Stop Sign
Crosswalks Served:		No X-walk
Tee Intersection:	(y/n)	No
Vertical Curb:		Vertical



S Perpendicular

673 Ramp Transition

- *As-Built Description:*

Flush transition from ramp to gutter not provided.

- *As-is* 0.5"
- *Proposed Solution:*

Modify elements (ramp, gutter, landing, route) as required to provide flush transition from ramp to gutter.

CBC 2016 **11B-406.5.8**
CBC 2007 **1127B.5.3**
ADAAG **4.7.2**
PROWAG **R304.5.2**

Unit Cost **$2500.00**

Priority
69





Width of Ramp / Pad	(in)	54.0
Length of Ramp / Pad	(in)	167.0
Slope of the Ramp / Pad	(%)	7.4
X Slope of the Ramp / Pad	(%)	0.0
Top Landing Length	(in)	48.0
Top Landing Slope	(%)	0.8
Top Landing X Slope	(%)	1.8
Left Flare	(%)	N/A
Right Flare	(%)	N/A
Gutter Slope	(%)	2.6
Gutter XSlope	(%)	1.0
Gutter Lip	(in)	**0.5**
Truncated Domes	(y/n)	YES
Dome Setback	(in)	**30.0**
Street Grade (Left / Right)	(%)	10.9 0.2
Stop/Yield Control:	(y/n)	Yes-Stop Sign
Within Crosswalk	(y/n)	YES
Crosswalks Served:		1 X-walk
Tee Intersection:	(y/n)	No
Vertical Curb:		Vertical

W Perpendicular

672 Ramp Slope

- *As-Built Description:*

Cross slope of an existing perpendicular curb ramp exceeds 1:48 (2%).

- *As-is* 2.1%
- *Proposed Solution:*

Demolish existing and provide new, perpendicular curb ramp, including detectable warning surfaces, and top and bottom landings as required.

CBC 2016 **11B-406.5.7**
CBC 2007 **1133B.5.3.1**
ADAAG **4.8.6**
ADA-2010 **405.3**
PROWAG **R304.5.3**

Unit Cost **$6500.00**

Priority
69.5





Width of Ramp / Pad	(in)	48.0
Length of Ramp / Pad	(in)	62.0
Slope of the Ramp / Pad	(%)	4.7
X Slope of the Ramp / Pad	(%)	**2.1**
Top Landing Length	(in)	48.0
Top Landing Slope	(%)	0.5
Top Landing X Slope	(%)	0.9
Left Flare	(%)	7.1
Right Flare	(%)	**10.8**
Gutter Slope	(%)	**5.4**
Gutter XSlope	(%)	0.6
Gutter Lip	(in)	0.0
Truncated Domes	(y/n)	YES
Dome Setback	(in)	8.0
Street Grade (Left / Right)	(%)	0.5 1.3
Stop/Yield Control:	(y/n)	Yes-Stop Sign
Within Crosswalk	(y/n)	N/A
Crosswalks Served:		1 X-walk
Tee Intersection:	(y/n)	No
Vertical Curb:		Vertical

Total Costs for Curb Ramps at : 11th St and Kings Ave **$16,000.00**

E Parallel

309 Detectable Warning Surface

CBC 2016 **11B-705.1.2.2**
ADAAG **4.7.7, 4.29.1&2**
ADA-2010 **705.1**

Unit Cost **$500.00**

- *As-Built Description:*

The detectable warning surface is not located between 6" - 8" from the curb line on a curb ramp or at the edges on a pedestrian island, cut-through island, pedestrian pad, perpendicular curb ramp or blended transition. (0" from curb line on a parallel curb ramp.)

- *As-is* 6.0"
- *Proposed Solution:*

Relocate the detectable warning surface.

Priority
61





		LEFT	RIGHT
Width of Ramp / Pad	(in)	67.0	66.0
Length of Ramp / Pad	(in)	85.0	99.0
Slope of the Ramp / Pad	(%)	6.4	6.5
X Slope of the Ramp / Pad	(%)	1.1	0.6
Top Landing Length	(in)	48.0	48.0
Top Landing Slope	(%)	**3.0**	1.5
Top Landing X Slope	(%)	0.3	0.8
Bottom Landing Length	(in)	60.0	
Bottom Landing Slope	(%)	0.0	
Bottom Landing X Slope	(%)	0.1	
Gutter Slope	(%)	4.3	
Gutter XSlope	(%)	0.1	
Gutter Lip	(in)	0.0	
Truncated Domes	(y/n)	YES	
Dome Setback	(in)	**6.0**	
Street Grade (Left / Right)	(%)	2.7	0.3
Stop/Yield Control:	(y/n)	No	
Within Crosswalk	(y/n)	YES	
Crosswalks Served:		1 X-walk	
Tee Intersection:	(y/n)	Yes	
Vertical Curb:		Vertical	

N Parallel

307 Detectable Warning Surface

CBC 2016 **11B-705.1.2.2**
ADAAG **4.7.7, 4.29.1&2**
ADA-2010 **705.1**

Unit Cost **$500.00**

- *As-Built Description:*

The detectable warning surface is not located between 6" - 8" from the curb line on a curb ramp or at the edges on a pedestrian island, cut-through island, pedestrian pad, perpendicular curb ramp or blended transition. (0" from curb line on a parallel curb ramp.)

- *As-is* 6.0"
- *Proposed Solution:*

Relocate the detectable warning surface.

Priority
59.5





		LEFT	RIGHT
Width of Ramp / Pad	(in)	66.5	66.0
Length of Ramp / Pad	(in)	81.0	89.0
Slope of the Ramp / Pad	(%)	3.8	5.0
X Slope of the Ramp / Pad	(%)	0.8	0.6
Top Landing Length	(in)	48.0	48.0
Top Landing Slope	(%)	**2.7**	1.6
Top Landing X Slope	(%)	0.9	1.2
Bottom Landing Length	(in)	60.0	
Bottom Landing Slope	(%)	0.3	
Bottom Landing X Slope	(%)	0.2	
Gutter Slope	(%)	3.7	
Gutter XSlope	(%)	0.3	
Gutter Lip	(in)	0.0	
Truncated Domes	(y/n)	YES	
Dome Setback	(in)	**6.0**	
Street Grade (Left / Right)	(%)	0.8	0.8
Stop/Yield Control:	(y/n)	Yes-Stop Sign	
Within Crosswalk	(y/n)	YES	
Crosswalks Served:		2 X-walk	
Tee Intersection:	(y/n)	Yes	
Vertical Curb:		Vertical	

SW Parallel

308 Ramp Landing

CBC 2016 **11B-406.5.3**
CBC 2007 **1127B.5.4**
ADAAG **4.8.4; 4.8.6**
PROWAG **R304.5.3**

• *As-Built Description:*
Cross slope at top landing of existing parallel curb ramp exceeds 2%.

• *As-is* Left: 3.3% Right: 2.4%

• *Proposed Solution:*
Demolish existing and provide new top landing sloped at 2% max. Curb ramp to remain.

Unit Cost **$3500.00**

Priority
62.5





		LEFT	RIGHT
Width of Ramp / Pad	(in)	52.0	52.0
Length of Ramp / Pad	(in)	130.0	128.0
Slope of the Ramp / Pad	(%)	6.7	6.9
X Slope of the Ramp / Pad	(%)	0.9	1.5
Top Landing Length	(in)	48.0	48.0
Top Landing Slope	(%)	0.2	0.0
Top Landing X Slope	(%)	**3.3**	**2.4**
Bottom Landing Length	(in)	48.0	
Bottom Landing Slope	(%)	0.7	
Bottom Landing X Slope	(%)	0.2	
Gutter Slope	(%)	4.3	
Gutter XSlope	(%)	0.6	
Gutter Lip	(in)	0.0	
Truncated Domes	(y/n)	YES	
Dome Setback	(in)	**6.0**	
Street Grade (Left / Right)	(%)	1.0	N/A
Stop/Yield Control:	(y/n)	No	
Within Crosswalk	(y/n)	YES	
Crosswalks Served:		1 X-walk	
Tee Intersection:	(y/n)	Yes	
Vertical Curb:		Vertical	

Total Costs for Curb Ramps at : 11th St and Lake Ave **$4,500.00**

E Parallel

306 Detectable Warning Surface

CBC 2016 **11B-705.1.2.2**
ADAAG **4.7.7, 4.29.1&2**
ADA-2010 **705.1**

• *As-Built Description:*
The detectable warning surface is not located between 6" - 8" from the curb line on a curb ramp or at the edges on a pedestrian island, cut-through island, pedestrian pad, perpendicular curb ramp or blended transition. (0" from curb line on a parallel curb ramp.)

• *As-is* 6.0"

• *Proposed Solution:*
Relocate the detectable warning surface.

Unit Cost **$500.00**

Priority
53.5





		LEFT	RIGHT
Width of Ramp / Pad	(in)	55.5	56.0
Length of Ramp / Pad	(in)	**40.0**	96.0
Slope of the Ramp / Pad	(%)	3.8	6.5
X Slope of the Ramp / Pad	(%)	0.3	1.5
Top Landing Length	(in)	48.0	48.0
Top Landing Slope	(%)	0.1	**2.1**
Top Landing X Slope	(%)	1.1	1.8
Bottom Landing Length	(in)	92.0	
Bottom Landing Slope	(%)	1.4	
Bottom Landing X Slope	(%)	0.1	
Gutter Slope	(%)	1.2	
Gutter XSlope	(%)	0.9	
Gutter Lip	(in)	0.0	
Truncated Domes	(y/n)	YES	
Dome Setback	(in)	**6.0**	
Street Grade (Left / Right)	(%)	0.3	0.7
Stop/Yield Control:	(y/n)	Yes-Stop Sign	
Within Crosswalk	(y/n)	YES	
Crosswalks Served:		2 X-walk	
Tee Intersection:	(y/n)	No	
Vertical Curb:		Vertical	

N Parallel

303 Detectable Warning Surface

CBC 2016 **11B-705.1.2.2**
ADAAG **4.7.7, 4.29.1&2**
ADA-2010 **705.1**

Unit Cost **$500.00**

- *As-Built Description:*

The detectable warning surface is not located between 6" - 8" from the curb line on a curb ramp or at the edges on a pedestrian island, cut-through island, pedestrian pad, perpendicular curb ramp or blended transition. (0" from curb line on a parallel curb ramp.)

- *As-is* 6.0"
- *Proposed Solution:*

Relocate the detectable warning surface.

Priority
52





		LEFT	RIGHT
Width of Ramp / Pad	(in)	61.0	61.5
Length of Ramp / Pad	(in)	112.0	113.0
Slope of the Ramp / Pad	(%)	5.9	5.9
X Slope of the Ramp / Pad	(%)	1.6	0.9
Top Landing Length	(in)	48.0	48.0
Top Landing Slope	(%)	2.0	0.8
Top Landing X Slope	(%)	1.1	0.8
Bottom Landing Length	(in)	84.0	
Bottom Landing Slope	(%)	1.7	
Bottom Landing X Slope	(%)	0.0	
Gutter Slope	(%)	2.6	
Gutter XSlope	(%)	0.8	
Gutter Lip	(in)	0.0	
Truncated Domes	(y/n)	YES	
Dome Setback	(in)	**6.0**	
Street Grade (Left / Right)	(%)	1.4	2.5
Stop/Yield Control:	(y/n)	Yes-Stop Sign	
Within Crosswalk	(y/n)	YES	
Crosswalks Served:		1 X-walk	
Tee Intersection:	(y/n)	No	
Vertical Curb:		Vertical	

S Perpendicular

305 Compliant Curb Ramp

Unit Cost **$0.00**

- *As-Built Description:*

Curb ramp, blended transition, island cut-through, island perpendicular, or pedestrian pad surveyed for the following items are in compliance with the ADA and applicable building codes.

- *Proposed Solution:*

Provide routine inspection and maintenance to maintain accessible access route.

Priority
52





Width of Ramp / Pad	(in)	48.0	
Length of Ramp / Pad	(in)	106.0	
Slope of the Ramp / Pad	(%)	5.4	
X Slope of the Ramp / Pad	(%)	0.4	
Top Landing Length	(in)	48.0	
Top Landing Slope	(%)	1.3	
Top Landing X Slope	(%)	0.3	
Left Flare	(%)	5.1	
Right Flare	(%)	4.1	
Gutter Slope	(%)	3.0	
Gutter XSlope	(%)	0.1	
Gutter Lip	(in)	0.0	
Truncated Domes	(y/n)	YES	
Dome Setback	(in)	6.0	
Street Grade (Left / Right)	(%)	0.1	1.3
Stop/Yield Control:	(y/n)	Yes-Stop Sign	
Within Crosswalk	(y/n)	YES	
Crosswalks Served:		2 X-walk	
Tee Intersection:	(y/n)	No	
Vertical Curb:		Vertical	

W Parallel

304 Ramp Landing

- *As-Built Description:*
  Cross slope at top landing of existing parallel curb ramp exceeds 2%.
- *As-is* Left: 3.0%
- *Proposed Solution:*
  Demolish existing and provide new top landing sloped at 2% max. Curb ramp to remain.

CBC 2016 **11B-406.5.3**
CBC 2007 **1127B.5.4**
ADAAG **4.8.4; 4.8.6**
PROWAG **R304.5.3**

Unit Cost **$3500.00**

Priority
56.5





		LEFT	RIGHT
Width of Ramp / Pad	(in)	54.0	54.0
Length of Ramp / Pad	(in)	93.0	121.0
Slope of the Ramp / Pad	(%)	8.1	5.7
X Slope of the Ramp / Pad	(%)	1.1	0.2
Top Landing Length	(in)	48.0	48.0
Top Landing Slope	(%)	1.2	1.0
Top Landing X Slope	(%)	**3.0**	1.9
Bottom Landing Length	(in)	84.0	
Bottom Landing Slope	(%)	**2.4**	
Bottom Landing X Slope	(%)	0.8	
Gutter Slope	(%)	2.2	
Gutter XSlope	(%)	1.1	
Gutter Lip	(in)	0.0	
Truncated Domes	(y/n)	YES	
Dome Setback	(in)	**6.0**	
Street Grade (Left / Right)	(%)	3.1	0.4
Stop/Yield Control:	(y/n)	Yes-Stop Sign	
Within Crosswalk	(y/n)	YES	
Crosswalks Served:		1 X-walk	
Tee Intersection:	(y/n)	No	
Vertical Curb:		Vertical	

Total Costs for Curb Ramps at : 11th St *and* Monterey Ave **$4,500.00**

E Parallel

1090 Ramp Landing

- *As-Built Description:*
  Bottom landing at existing parallel curb ramp is less than 48" x 48" (60" x ramp width preferred).
- *As-is* 47.0"
- *Proposed Solution:*
  Demolish existing and provide new parallel curb ramp including detectable warning surfaces, and top and bottom landings as required.

CBC 2016 **11B-406.3.2**
CBC 2007 **1127B.5.9**
ADAAG **4.8.4**
PROWAG **R304.3.1**

Unit Cost **$7000.00**

Priority
60





		LEFT	RIGHT
Width of Ramp / Pad	(in)	54.0	53.0
Length of Ramp / Pad	(in)	132.0	112.0
Slope of the Ramp / Pad	(%)	7.4	6.2
X Slope of the Ramp / Pad	(%)	1.0	0.4
Top Landing Length	(in)	48.0	48.0
Top Landing Slope	(%)	0.8	0.1
Top Landing X Slope	(%)	1.6	1.9
Bottom Landing Length	(in)	**47.0**	
Bottom Landing Slope	(%)	1.5	
Bottom Landing X Slope	(%)	0.1	
Gutter Slope	(%)	4.4	
Gutter XSlope	(%)	0.9	
Gutter Lip	(in)	**1.0**	
Truncated Domes	(y/n)	Non-Compliant	
Dome Setback	(in)	**9.0**	
Street Grade (Left / Right)	(%)	0.1	0.7
Stop/Yield Control:	(y/n)	No	
Within Crosswalk	(y/n)	YES	
Crosswalks Served:		2 X-walk	
Tee Intersection:	(y/n)	No	
Vertical Curb:		Vertical	

N Perpendicular

1091 Ramp Landing

- *As-Built Description:*

Top landing at existing perpendicular curb ramp or blended transition is less than 48" x 48" (60" length x ramp width preferred).

- *As-is* 47.0"
- *Proposed Solution:*

Demolish existing and provide new, parallel curb ramp, including detectable warning surfaces, and top and bottom landings as required.

CBC 2016 **11B-406.5.3**
CBC 2007 **1127B.5.4**
ADAAG **4.8.4**
ADA-2010 **405.7**
PROWAG **R304.2.1**

Unit Cost **$7000.00**

Priority

60.25





Width of Ramp / Pad	(in)	48.0
Length of Ramp / Pad	(in)	71.0
Slope of the Ramp / Pad	(%)	8.2
X Slope of the Ramp / Pad	(%)	0.4
Top Landing Length	(in)	**47.0**
Top Landing Slope	(%)	0.7
Top Landing X Slope	(%)	0.5
Left Flare	(%)	7.0
Right Flare	(%)	5.5
Gutter Slope	(%)	1.8
Gutter XSlope	(%)	1.8
Gutter Lip	(in)	0.0
Truncated Domes	(y/n)	YES
Dome Setback	(in)	8.0
Street Grade (Left / Right)	(%)	0.0 0.1
Stop/Yield Control:	(y/n)	No
Within Crosswalk	(y/n)	YES
Crosswalks Served:		2 X-walk
Tee Intersection:	(y/n)	No
Vertical Curb:		Vertical

S Parallel

1093 Ramp Width

- *As-Built Description:*

Clear width of ramp run is less than 48". (ADAAG requires 36" min)

- *As-is* Left: 47.0" Right: 43.0"
- *Proposed Solution:*

Demolish existing and provide new, parallel curb ramp, including detectable warning surfaces, and top and bottom landings as required.

CBC 2016 **11B-406.5.2**
CBC 2007 **1127B.5.2**
ADAAG **4.7.3**
PROWAG **R304.5.1**

Unit Cost **$7000.00**

Priority

76





		LEFT	RIGHT
Width of Ramp / Pad	(in)	**47.0**	**43.0**
Length of Ramp / Pad	(in)	125.0	90.0
Slope of the Ramp / Pad	(%)	6.4	6.9
X Slope of the Ramp / Pad	(%)	1.7	1.5
Top Landing Length	(in)	48.0	**0.0**
Top Landing Slope	(%)	0.7	N/A
Top Landing X Slope	(%)	1.3	N/A
Bottom Landing Length	(in)	**40.0**	
Bottom Landing Slope	(%)	1.5	
Bottom Landing X Slope	(%)	0.8	
Gutter Slope	(%)	2.6	
Gutter XSlope	(%)	1.0	
Gutter Lip	(in)	0.0	
Truncated Domes	(y/n)	Non-Compliant	
Dome Setback	(in)	**6.0**	
Street Grade (Left / Right)	(%)	0.0	1.0
Stop/Yield Control:	(y/n)	No	
Within Crosswalk	(y/n)	YES	
Crosswalks Served:		2 X-walk	
Tee Intersection:	(y/n)	No	
Vertical Curb:		Vertical	

W Perpendicular

1092 Ramp Landing

- *As-Built Description:*

Top landing at existing perpendicular curb ramp or blended transition is less than 48" x 48" (60" length x ramp width preferred).

- *As-is* 47.0"
- *Proposed Solution:*

Demolish existing and provide new, parallel curb ramp, including detectable warning surfaces, and top and bottom landings as required.

CBC 2016 **11B-406.5.3**
CBC 2007 **1127B.5.4**
ADAAG **4.8.4**
ADA-2010 **405.7**
PROWAG **R304.2.1**

Unit Cost **$7000.00**

Priority
56.25

Width of Ramp / Pad	(in)	48.0
Length of Ramp / Pad	(in)	69.0
Slope of the Ramp / Pad	(%)	6.6
X Slope of the Ramp / Pad	(%)	0.5
Top Landing Length	(in)	**47.0**
Top Landing Slope	(%)	1.4
Top Landing X Slope	(%)	0.4
Left Flare	(%)	6.6
Right Flare	(%)	8.2
Gutter Slope	(%)	0.4
Gutter XSlope	(%)	1.5
Gutter Lip	(in)	0.0
Truncated Domes	(y/n)	YES
Dome Setback	(in)	**10.0**
Street Grade (Left / Right)	(%)	0.0 0.4
Stop/Yield Control:	(y/n)	No
Within Crosswalk	(y/n)	YES
Crosswalks Served:		2 X-walk
Tee Intersection:	(y/n)	No
Vertical Curb:		Vertical





Total Costs for Curb Ramps at : 11th St and Orange Ave **$28,000.00**

E No Sidewalk, Curb Ramp Not Required

313 Pedestrian Access Route

- *As-Built Description:*

No curb, curb ramp, or sidewalk provided. Pedestrian access route is along the vehicular lane and is not separated by a curb or other cane detectable warning.

- *Proposed Solution:*

When curb or sidewalk is installed along either street, provide accessible curb ramp.

CBC 2007 **1127B.5.1**
ADAAG **4.7.1**
PROWAG **R304.1**

Unit Cost **$0.00**

Priority
68

		LEFT	RIGHT
Width of Ramp / Pad	(in)	N/A	N/A
Slope of the Ramp / Pad	(%)	N/A	N/A
X Slope of the Ramp / Pad	(%)	N/A	N/A
Stop/Yield Control:	(y/n)	Yes-Stop Sign	
Crosswalks Served:		No X-walk	
Tee Intersection:	(y/n)	No	
Vertical Curb:		Vertical	



N Perpendicular

310 Gutter

- *As-Built Description:*

The slope of the gutter area or street at the foot of a curb ramp, blended transition, pedestrian pad, or island cut through exceeds 1:20 (5%) in the direction of the pedestrian crossing.

- *As-is* 8.4%
- *Proposed Solution:*

Demolish gutter or street area as required and provide 48" x 48" area at foot of curb ramp, blended transition, pedestrian pad, or island cut through with slope no greater than 5%.

CBC 2016 **11B-406.5.8**
CBC 2007 **1127B.5.3**
ADAAG **4.7.2**
ADA-2010 **406.2**
PROWAG **R304.5.4**

Unit Cost **$3000.00**

Priority
75.5





Width of Ramp / Pad	(in)	48.0
Length of Ramp / Pad	(in)	96.0
Slope of the Ramp / Pad	(%)	5.9
X Slope of the Ramp / Pad	(%)	0.7
Top Landing Length	(in)	48.0
Top Landing Slope	(%)	0.0
Top Landing X Slope	(%)	1.2
Left Flare	(%)	7.1
Right Flare	(%)	4.8
Gutter Slope	(%)	**8.4**
Gutter XSlope	(%)	0.3
Gutter Lip	(in)	0.0
Truncated Domes	(y/n)	YES
Dome Setback	(in)	6.0
Street Grade (Left / Right)	(%)	2.8 0.1
Stop/Yield Control:	(y/n)	Yes-Stop Sign
Within Crosswalk	(y/n)	YES
Crosswalks Served:		1 X-walk
Tee Intersection:	(y/n)	No
Vertical Curb:		Vertical

S Perpendicular

312 Compliant Curb Ramp

- *As-Built Description:*

Curb ramp, blended transition, island cut-through, island perpendicular, or pedestrian pad surveyed for the following items are in compliance with the ADA and applicable building codes.

- *Proposed Solution:*

Provide routine inspection and maintenance to maintain accessible access route.

Unit Cost **$0.00**

Priority
58





Width of Ramp / Pad	(in)	48.0
Length of Ramp / Pad	(in)	84.0
Slope of the Ramp / Pad	(%)	8.3
X Slope of the Ramp / Pad	(%)	0.4
Top Landing Length	(in)	48.0
Top Landing Slope	(%)	0.7
Top Landing X Slope	(%)	0.3
Left Flare	(%)	6.9
Right Flare	(%)	9.4
Gutter Slope	(%)	3.4
Gutter XSlope	(%)	0.8
Gutter Lip	(in)	0.0
Truncated Domes	(y/n)	YES
Dome Setback	(in)	6.0
Street Grade (Left / Right)	(%)	0.5 0.6
Stop/Yield Control:	(y/n)	Yes-Stop Sign
Within Crosswalk	(y/n)	YES
Crosswalks Served:		1 X-walk
Tee Intersection:	(y/n)	No
Vertical Curb:		Vertical

W Perpendicular

311 Ramp Landing

- *As-Built Description:*

Cross slope at top landing of existing perpendicular curb ramp exceeds 2%.

- *As-is* 2.2%
- *Proposed Solution:*

Demolish existing and provide new, perpendicular curb ramp, including detectable warning surfaces, and top and bottom landings as required.

CBC 2016 **11B-406.5.3**
CBC 2007 **1127B.5.4**
ADAAG **4.8.4; 4.8.6**
ADA-2010 **405.7**
PROWAG **R304.5.3**

Unit Cost **$3250.00**

Priority
79.5

Width of Ramp / Pad	(in)	48.0
Length of Ramp / Pad	(in)	82.0
Slope of the Ramp / Pad	(%)	8.3
X Slope of the Ramp / Pad	(%)	1.1
Top Landing Length	(in)	48.0
Top Landing Slope	(%)	1.4
Top Landing X Slope	(%)	**2.2**
Left Flare	(%)	7.4
Right Flare	(%)	**10.5**
Gutter Slope	(%)	**11.1**
Gutter XSlope	(%)	**3.9**
Gutter Lip	(in)	0.0
Truncated Domes	(y/n)	YES
Dome Setback	(in)	6.0
Street Grade (Left / Right)	(%)	0.1 1.7
Stop/Yield Control:	(y/n)	Yes-Stop Sign
Within Crosswalk	(y/n)	YES
Crosswalks Served:		2 X-walk
Tee Intersection:	(y/n)	No
Vertical Curb:		Vertical





Total Costs for Curb Ramps at : 11th St *and* Riverside Ave **$6,250.00**

E Perpendicular

678 Ramp Flare

- *As-Built Description:*

Slope of flare(s) along curb at perpendicular curb ramp exceed(s) 10%.

- *As-is* Right: 13.3%
- *Proposed Solution:*

Demolish existing and provide new, perpendicular curb ramp, including detectable warning surfaces, and top and bottom landings as required.

CBC 2016 **11B-406.2.2**
CBC 2007 **1127B.5.3**
ADAAG **4.7.5**
ADA-2010 **406.3**
PROWAG **R304.2.3**

Unit Cost **$6500.00**

Priority
69

Width of Ramp / Pad	(in)	48.0
Length of Ramp / Pad	(in)	94.0
Slope of the Ramp / Pad	(%)	7.6
X Slope of the Ramp / Pad	(%)	0.1
Top Landing Length	(in)	48.0
Top Landing Slope	(%)	0.9
Top Landing X Slope	(%)	0.7
Left Flare	(%)	8.4
Right Flare	(%)	**13.3**
Gutter Slope	(%)	**5.9**
Gutter XSlope	(%)	0.0
Gutter Lip	(in)	0.0
Truncated Domes	(y/n)	YES
Dome Setback	(in)	8.0
Street Grade (Left / Right)	(%)	2.5 0.6
Stop/Yield Control:	(y/n)	Stop Light
Within Crosswalk	(y/n)	YES
Crosswalks Served:		1 X-walk
Tee Intersection:	(y/n)	No
Vertical Curb:		Vertical





N Perpendicular

677 Ramp Slope

- *As-Built Description:*
  Cross slope of an existing perpendicular curb ramp exceeds 1:48 (2%).
- *As-is* 3.5%
- *Proposed Solution:*
  Demolish existing and provide new, perpendicular curb ramp, including detectable warning surfaces, and top and bottom landings as required.

CBC 2016 **11B-406.5.7**
CBC 2007 **1133B.5.3.1**
ADAAG **4.8.6**
ADA-2010 **405.3**
PROWAG **R304.5.3**

Unit Cost **$6500.00**

Priority
70.5





Width of Ramp / Pad	(in)	48.0
Length of Ramp / Pad	(in)	91.0
Slope of the Ramp / Pad	(%)	7.7
X Slope of the Ramp / Pad	(%)	**3.5**
Top Landing Length	(in)	48.0
Top Landing Slope	(%)	0.8
Top Landing X Slope	(%)	1.5
Left Flare	(%)	**10.5**
Right Flare	(%)	8.3
Gutter Slope	(%)	**5.2**
Gutter XSlope	(%)	0.5
Gutter Lip	(in)	**0.5**
Truncated Domes	(y/n)	YES
Dome Setback	(in)	8.0
Street Grade (Left / Right)	(%)	1.9 0.3
Stop/Yield Control:	(y/n)	Stop Light
Within Crosswalk	(y/n)	YES
Crosswalks Served:		1 X-walk
Tee Intersection:	(y/n)	No
Vertical Curb:		Vertical

S Perpendicular

675 Ramp Transition

- *As-Built Description:*
  Flush transition from ramp to gutter not provided.
- *As-is* 0.5"
- *Proposed Solution:*
  Modify elements (ramp, gutter, landing, route) as required to provide flush transition from ramp to gutter.

CBC 2016 **11B-406.5.8**
CBC 2007 **1127B.5.3**
ADAAG **4.7.2**
PROWAG **R304.5.2**

Unit Cost **$2500.00**

Priority
59





Width of Ramp / Pad	(in)	48.0
Length of Ramp / Pad	(in)	101.0
Slope of the Ramp / Pad	(%)	6.5
X Slope of the Ramp / Pad	(%)	0.3
Top Landing Length	(in)	48.0
Top Landing Slope	(%)	1.6
Top Landing X Slope	(%)	0.0
Left Flare	(%)	9.9
Right Flare	(%)	6.8
Gutter Slope	(%)	4.3
Gutter XSlope	(%)	0.1
Gutter Lip	(in)	**0.5**
Truncated Domes	(y/n)	**NO**
Street Grade (Left / Right)	(%)	0.7 0.1
Stop/Yield Control:	(y/n)	Stop Light
Within Crosswalk	(y/n)	YES
Crosswalks Served:		2 X-walk
Tee Intersection:	(y/n)	No
Vertical Curb:		Vertical

W Perpendicular

676 Ramp Slope

- *As-Built Description:*

Running slope of existing perpendicular curb ramp is less than 5% or greater than 8.3%.

- *As-is* 9.1%
- *Proposed Solution:*

Demolish existing and provide new, perpendicular curb ramp, including detectable warning surfaces, and top and bottom landings as required.

CBC 2016 **11B-406.2.1**
CBC 2007 **1127B.5.3**
ADAAG **4.7.2; 4.8.2**
ADA-2010 **405.2**
PROWAG **R304.2.2**

Unit Cost **$6500.00**

Priority
68

Width of Ramp / Pad	(in)	48.0
Length of Ramp / Pad	(in)	128.0
Slope of the Ramp / Pad	(%)	**9.1**
X Slope of the Ramp / Pad	(%)	0.3
Top Landing Length	(in)	48.0
Top Landing Slope	(%)	1.9
Top Landing X Slope	(%)	0.0
Left Flare	(%)	9.8
Right Flare	(%)	7.9
Gutter Slope	(%)	**7.4**
Gutter XSlope	(%)	0.5
Gutter Lip	(in)	0.0
Truncated Domes	(y/n)	YES
Dome Setback	(in)	8.0
Street Grade (Left / Right)	(%)	0.6 3.1
Stop/Yield Control:	(y/n)	Stop Light
Within Crosswalk	(y/n)	YES
Crosswalks Served:		2 X-walk
Tee Intersection:	(y/n)	No
Vertical Curb:		Vertical





Total Costs for Curb Ramps at : 11th St and Robertson Blvd $22,000.00

E Parallel

302 Ramp Landing

- *As-Built Description:*

Cross slope at top landing of existing parallel curb ramp exceeds 2%.

- *As-is* Right: 2.2%
- *Proposed Solution:*

Demolish existing and provide new top landing sloped at 2% max. Curb ramp to remain.

CBC 2016 **11B-406.5.3**
CBC 2007 **1127B.5.4**
ADAAG **4.8.4; 4.8.6**
PROWAG **R304.5.3**

Unit Cost **$3500.00**

Priority
59.5

		LEFT	RIGHT
Width of Ramp / Pad	(in)	54.0	52.0
Length of Ramp / Pad	(in)	77.0	107.0
Slope of the Ramp / Pad	(%)	5.0	6.8
X Slope of the Ramp / Pad	(%)	1.8	2.0
Top Landing Length	(in)	48.0	48.0
Top Landing Slope	(%)	0.4	**2.7**
Top Landing X Slope	(%)	1.1	**2.2**
Bottom Landing Length	(in)	60.0	
Bottom Landing Slope	(%)	1.4	
Bottom Landing X Slope	(%)	0.2	
Gutter Slope	(%)	**7.0**	
Gutter XSlope	(%)	0.6	
Gutter Lip	(in)	0.0	
Truncated Domes	(y/n)	YES	
Dome Setback	(in)	**6.0**	
Street Grade (Left / Right)	(%)	3.1	1.2
Stop/Yield Control:	(y/n)	No	
Crosswalks Served:		No X-walk	
Tee Intersection:	(y/n)	No	
Vertical Curb:		Vertical	





N No Sidewalk, Curb Ramp Not Required

299 Pedestrian Access Route

- *As-Built Description:*

No curb, curb ramp, or sidewalk provided. Pedestrian access route is along the vehicular lane and is not separated by a curb or other cane detectable warning.

- *Proposed Solution:*

When curb or sidewalk is installed along either street, provide accessible curb ramp.

CBC 2007 **1127B.5.1**
ADAAG **4.7.1**
PROWAG **R304.1**

Unit Cost **$0.00**

Priority
62

		LEFT	RIGHT
Width of Ramp / Pad	(in)	N/A	N/A
Slope of the Ramp / Pad	(%)	N/A	N/A
X Slope of the Ramp / Pad	(%)	N/A	N/A

Stop/Yield Control:	(y/n)	Yes-Stop Sign
Crosswalks Served:		No X-walk
Tee Intersection:	(y/n)	No
Vertical Curb:		Vertical



S Parallel

301 Ramp Cross Slope

- *As-Built Description:*

Cross slope of existing parallel curb ramp exceeds 2%.

- *As-is* Left: 2.3%
- *Proposed Solution:*

Demolish existing and provide new parallel curb ramp including detectable warning surfaces, and top and bottom landings as required.

CBC 2016 **11B-406.5.7**
ADAAG **4.8.6**
PROWAG **R304.5.3**

Unit Cost **$7000.00**

Priority
74

		LEFT	RIGHT
Width of Ramp / Pad	(in)	56.5	55.0
Length of Ramp / Pad	(in)	98.0	94.0
Slope of the Ramp / Pad	(%)	6.3	4.3
X Slope of the Ramp / Pad	(%)	**2.3**	0.7
Top Landing Length	(in)	48.0	**0.0**
Top Landing Slope	(%)	1.1	N/A
Top Landing X Slope	(%)	1.3	N/A

Bottom Landing Length	(in)	60.0
Bottom Landing Slope	(%)	0.8
Bottom Landing X Slope	(%)	0.5
Gutter Slope	(%)	**6.7**
Gutter XSlope	(%)	0.5
Gutter Lip	(in)	0.0
Truncated Domes	(y/n)	YES
Dome Setback	(in)	**6.0**

Street Grade (Left / Right)	(%)	1.1	3.4
Stop/Yield Control:	(y/n)	Yes-Stop Sign	
Crosswalks Served:		No X-walk	
Tee Intersection:	(y/n)	No	
Vertical Curb:		Vertical	





W Parallel

300 Detectable Warning Surface

CBC 2016 **11B-705.1.2.2**
ADAAG **4.7.7, 4.29.1&2**
ADA-2010 **705.1**

Unit Cost **$500.00**

- *As-Built Description:*

The detectable warning surface is not located between 6" - 8" from the curb line on a curb ramp or at the edges on a pedestrian island, cut-through island, pedestrian pad, perpendicular curb ramp or blended transition. (0" from curb line on a parallel curb ramp.)

- *As-is* 6.0"
- *Proposed Solution:*

Relocate the detectable warning surface.

Priority
69.5





		LEFT	RIGHT
Width of Ramp / Pad	(in)	57.0	56.5
Length of Ramp / Pad	(in)	80.0	107.0
Slope of the Ramp / Pad	(%)	2.0	6.3
X Slope of the Ramp / Pad	(%)	1.2	1.2
Top Landing Length	(in)	**0.0**	48.0
Top Landing Slope	(%)	N/A	**2.2**
Top Landing X Slope	(%)	N/A	0.9
Bottom Landing Length	(in)	60.0	
Bottom Landing Slope	(%)	1.8	
Bottom Landing X Slope	(%)	0.4	
Gutter Slope	(%)	3.9	
Gutter XSlope	(%)	0.1	
Gutter Lip	(in)	0.0	
Truncated Domes	(y/n)	YES	
Dome Setback	(in)	**6.0**	
Street Grade (Left / Right)	(%)	0.7	0.8
Stop/Yield Control:	(y/n)	No	
Crosswalks Served:		No X-walk	
Tee Intersection:	(y/n)	No	
Vertical Curb:		Vertical	

Total Costs for Curb Ramps at : 11th St *and* Sonoma Ave **$11,000.00**

E Parallel

703 Detectable Warning Surface

CBC 2016 **11B-705.1.2.2**
ADAAG **4.7.7, 4.29.1&2**
ADA-2010 **705.1**

Unit Cost **$500.00**

- *As-Built Description:*

The detectable warning surface is not located between 6" - 8" from the curb line on a curb ramp or at the edges on a pedestrian island, cut-through island, pedestrian pad, perpendicular curb ramp or blended transition. (0" from curb line on a parallel curb ramp.)

- *As-is* 6.0"
- *Proposed Solution:*

Relocate the detectable warning surface.

Priority
68





		LEFT	RIGHT
Width of Ramp / Pad	(in)	56.0	54.5
Length of Ramp / Pad	(in)	109.0	113.0
Slope of the Ramp / Pad	(%)	6.4	6.6
X Slope of the Ramp / Pad	(%)	0.1	1.5
Top Landing Length	(in)	48.0	48.0
Top Landing Slope	(%)	0.1	0.7
Top Landing X Slope	(%)	0.7	0.4
Bottom Landing Length	(in)	74.0	
Bottom Landing Slope	(%)	0.3	
Bottom Landing X Slope	(%)	0.3	
Gutter Slope	(%)	3.6	
Gutter XSlope	(%)	1.8	
Gutter Lip	(in)	0.0	
Truncated Domes	(y/n)	YES	
Dome Setback	(in)	**6.0**	
Street Grade (Left / Right)	(%)	0.8	0.0
Stop/Yield Control:	(y/n)	No	
Within Crosswalk		**<48"**	
Crosswalks Served:	(y/n)	1 X-walk	
Tee Intersection:		Yes	
Vertical Curb:		Vertical	

N Parallel

704 Gutter

- *As-Built Description:*

The slope of the gutter area or street at the foot of a curb ramp, blended transition, pedestrian pad, or island cut through exceeds 1:20 (5%) in the direction of the pedestrian crossing.

- *As-is* 6.9%
- *Proposed Solution:*

Demolish gutter or street area as required and provide 48" x 48" area at foot of curb ramp, blended transition, pedestrian pad, or island cut through with slope no greater than 5%.

CBC 2016 **11B-406.5.8**
CBC 2007 **1127B.5.3**
ADAAG **4.7.2**
ADA-2010 **406.2**
PROWAG **R304.5.4**

Unit Cost **$3000.00**

Priority
74





		LEFT	RIGHT
Width of Ramp / Pad	(in)	55.0	56.0
Length of Ramp / Pad	(in)	105.0	92.0
Slope of the Ramp / Pad	(%)	7.5	6.9
X Slope of the Ramp / Pad	(%)	1.4	0.8
Top Landing Length	(in)	48.0	48.0
Top Landing Slope	(%)	0.6	0.1
Top Landing X Slope	(%)	1.2	1.3
Bottom Landing Length	(in)	75.0	
Bottom Landing Slope	(%)	1.7	
Bottom Landing X Slope	(%)	0.1	
Gutter Slope	(%)	**6.9**	
Gutter XSlope	(%)	0.5	
Gutter Lip	(in)	**0.5**	
Truncated Domes	(y/n)	YES	
Dome Setback	(in)	**6.0**	
Street Grade (Left / Right)	(%)	0.1	3.0
Stop/Yield Control:	(y/n)	Yes-Stop Sign	
Within Crosswalk		**<48"**	
Crosswalks Served:	(y/n)	1 X-walk	
Tee Intersection:		Yes	
Vertical Curb:		Vertical	

S Parallel

706 Ramp Landing

- *As-Built Description:*

Cross slope at top landing of existing parallel curb ramp exceeds 2%.

- *As-is* Right: 2.4%
- *Proposed Solution:*

Demolish existing and provide new top landing sloped at 2% max. Curb ramp to remain.

CBC 2016 **11B-406.5.3**
CBC 2007 **1127B.5.4**
ADAAG **4.8.4; 4.8.6**
PROWAG **R304.5.3**

Unit Cost **$3500.00**

Priority
57





		LEFT	RIGHT
Width of Ramp / Pad	(in)	54.0	53.5
Length of Ramp / Pad	(in)	120.0	117.0
Slope of the Ramp / Pad	(%)	5.3	6.0
X Slope of the Ramp / Pad	(%)	0.5	1.9
Top Landing Length	(in)	48.0	48.0
Top Landing Slope	(%)	0.9	0.2
Top Landing X Slope	(%)	1.8	**2.4**
Bottom Landing Length	(in)	48.0	
Bottom Landing Slope	(%)	0.6	
Bottom Landing X Slope	(%)	0.5	
Gutter Slope	(%)	3.5	
Gutter XSlope	(%)	1.3	
Gutter Lip	(in)	**0.5**	
Truncated Domes	(y/n)	YES	
Dome Setback	(in)	**6.0**	
Street Grade (Left / Right)	(%)	0.4	N/A
Stop/Yield Control:	(y/n)	No	
Within Crosswalk	(y/n)	YES	
Crosswalks Served:		1 X-walk	
Tee Intersection:	(y/n)	Yes	
Vertical Curb:		Vertical	

W Parallel

705 Ramp Landing

- *As-Built Description:*

Cross slope at top landing of existing parallel curb ramp exceeds 2%.

- *As-is* Right: 3.5%
- *Proposed Solution:*

Demolish existing and provide new top landing sloped at 2% max. Curb ramp to remain.

CBC 2016 **11B-406.5.3**
CBC 2007 **1127B.5.4**
ADAAG **4.8.4; 4.8.6**
PROWAG **R304.5.3**

Unit Cost **$3500.00**

Priority
57





		LEFT	RIGHT
Width of Ramp / Pad	(in)	54.0	54.5
Length of Ramp / Pad	(in)	146.0	132.0
Slope of the Ramp / Pad	(%)	5.3	4.5
X Slope of the Ramp / Pad	(%)	1.5	2.0
Top Landing Length	(in)	48.0	48.0
Top Landing Slope	(%)	0.1	0.9
Top Landing X Slope	(%)	1.7	**3.5**
Bottom Landing Length	(in)	48.0	
Bottom Landing Slope	(%)	1.8	
Bottom Landing X Slope	(%)	0.3	
Gutter Slope	(%)	4.3	
Gutter XSlope	(%)	1.3	
Gutter Lip	(in)	0.0	
Truncated Domes	(y/n)	YES	
Dome Setback	(in)	**6.0**	
Street Grade (Left / Right)	(%)	1.3	N/A
Stop/Yield Control:	(y/n)	No	
Within Crosswalk	(y/n)	YES	
Crosswalks Served:		1 X-walk	
Tee Intersection:	(y/n)	Yes	
Vertical Curb:		Vertical	

Total Costs for Curb Ramps at : 11th St *and* Trinity Ave **$10,500.00**

E Perpendicular

295 Compliant Curb Ramp

- *As-Built Description:*

Curb ramp, blended transition, island cut-through, island perpendicular, or pedestrian pad surveyed for the following items are in compliance with the ADA and applicable building codes.

- *Proposed Solution:*

Provide routine inspection and maintenance to maintain accessible access route.

Unit Cost **$0.00**

Priority
52





Width of Ramp / Pad	(in)	48.0
Length of Ramp / Pad	(in)	80.0
Slope of the Ramp / Pad	(%)	7.4
X Slope of the Ramp / Pad	(%)	0.9
Top Landing Length	(in)	48.0
Top Landing Slope	(%)	0.6
Top Landing X Slope	(%)	0.1
Left Flare	(%)	6.9
Right Flare	(%)	7.9
Gutter Slope	(%)	4.3
Gutter XSlope	(%)	0.5
Gutter Lip	(in)	0.0
Truncated Domes	(y/n)	YES
Dome Setback	(in)	6.0
Street Grade (Left / Right)	(%)	0.4 0.8
Stop/Yield Control:	(y/n)	Yes-Stop Sign
Crosswalks Served:		No X-walk
Tee Intersection:	(y/n)	No
Vertical Curb:		Vertical

N Perpendicular

296 Detectable Warnings

CBC 2016 **11B-705.1.2.2**
CBC 2007 **1127B.5.7**
ADAAG **4.7.7**
ADA-2010 **705.1**
PROWAG **R305.1**

• *As-Built Description:*

Detectable warning surface not provided where a curb ramp, landing, blended transition, pedestrian pad, or island cut through connects to a street.

• *Proposed Solution:*

Install a truncated dome surface that extends the full width and depth (36" min.) of the curb ramp, landing, blended transition, pedestrian pad, or island cut through excluding the flared sides, inside the grooved border.

Unit Cost **$2500.00**

Priority

56

Width of Ramp / Pad	(in)	48.0
Length of Ramp / Pad	(in)	84.0
Slope of the Ramp / Pad	(%)	4.9
X Slope of the Ramp / Pad	(%)	1.6
Top Landing Length	(in)	48.0
Top Landing Slope	(%)	0.6
Top Landing X Slope	(%)	0.6
Left Flare	(%)	6.9
Right Flare	(%)	5.7
Gutter Slope	(%)	5.0
Gutter XSlope	(%)	0.1
Gutter Lip	(in)	0.0
Truncated Domes	(y/n)	**NO**
Street Grade (Left / Right)	(%)	1.0 3.7
Stop/Yield Control:	(y/n)	No
Crosswalks Served:		No X-walk
Tee Intersection:	(y/n)	No
Vertical Curb:		Vertical





S Perpendicular

298 Ramp Landing

CBC 2016 **11B-406.5.3**
CBC 2007 **1127B.5.4**
ADAAG **4.8.4; 4.8.6**
PROWAG **R304.2.2**

• *As-Built Description:*

Running slope at top landing of existing perpendicular curb ramp exceeds the 1:48 (2%) maximum.

• *As-is* 2.2%

• *Proposed Solution:*

Demolish existing and provide new, perpendicular curb ramp, including detectable warning surfaces, and top and bottom landings as required.

Unit Cost **$6500.00**

Priority

59.5

Width of Ramp / Pad	(in)	48.0
Length of Ramp / Pad	(in)	82.0
Slope of the Ramp / Pad	(%)	6.6
X Slope of the Ramp / Pad	(%)	0.3
Top Landing Length	(in)	48.0
Top Landing Slope	(%)	**2.2**
Top Landing X Slope	(%)	0.6
Left Flare	(%)	7.2
Right Flare	(%)	6.3
Gutter Slope	(%)	3.0
Gutter XSlope	(%)	**3.8**
Gutter Lip	(in)	0.0
Truncated Domes	(y/n)	YES
Dome Setback	(in)	6.0
Street Grade (Left / Right)	(%)	1.9 1.0
Stop/Yield Control:	(y/n)	Yes-Stop Sign
Crosswalks Served:		No X-walk
Tee Intersection:	(y/n)	No
Vertical Curb:		Vertical





W Perpendicular

297 Ramp Slope

- *As-Built Description:*

  Cross slope of an existing perpendicular curb ramp exceeds 1:48 (2%).

- *As-is* 2.6%
- *Proposed Solution:*

  Demolish existing and provide new, perpendicular curb ramp, including detectable warning surfaces, and top and bottom landings as required.

CBC 2016 **11B-406.5.7**
CBC 2007 **1133B.5.3.1**
ADAAG **4.8.6**
ADA-2010 **405.3**
PROWAG **R304.5.3**

Unit Cost **$6500.00**

Priority

68.5

Width of Ramp / Pad	(in)	48.0
Length of Ramp / Pad	(in)	77.0
Slope of the Ramp / Pad	(%)	7.7
X Slope of the Ramp / Pad	(%)	**2.6**
Top Landing Length	(in)	48.0
Top Landing Slope	(%)	0.6
Top Landing X Slope	(%)	1.5
Left Flare	(%)	3.5
Right Flare	(%)	7.6
Gutter Slope	(%)	**7.9**
Gutter XSlope	(%)	**2.1**
Gutter Lip	(in)	0.0
Truncated Domes	(y/n)	**NO**
Street Grade (Left / Right)	(%)	0.8 1.1
Stop/Yield Control:	(y/n)	Yes-Stop Sign
Crosswalks Served:		No X-walk
Tee Intersection:	(y/n)	No
Vertical Curb:		Vertical





Total Costs for Curb Ramps at : 11th St and Ventura Ave **$15,500.00**

Total Costs for Curb Ramps along : 11th St **$139,250.00**

Year Completed	Intersection ID	Survey Street	Cross Street
TBD	375	12th St	Alameda Ave

Orientation & ID # | **Ramp Type** | **Existing Access Barrier and Proposed Solution** | **Codes / Mitigation Info** | **Measurements**

E — No Sidewalk, Curb Ramp Not Required

1100 Pedestrian Access Route

- *As-Built Description:*

No curb, curb ramp, or sidewalk provided. Pedestrian access route is along the vehicular lane and is not separated by a curb or other cane detectable warning.

- *Proposed Solution:*

When curb or sidewalk is installed along either street, provide accessible curb ramp.

CBC 2007 **1127B.5.1**
ADAAG **4.7.1**
PROWAG **R304.1**

Unit Cost **$0.00**

Priority
54

		LEFT	RIGHT
Width of Ramp / Pad	(in)	N/A	N/A
Slope of the Ramp / Pad	(%)	N/A	N/A
X Slope of the Ramp / Pad	(%)	N/A	N/A

Stop/Yield Control:	(y/n)	No
Crosswalks Served:		No X-walk
Tee Intersection:	(y/n)	Yes
Vertical Curb:		Vertical



S — No Sidewalk, Curb Ramp Not Required

1099 Pedestrian Access Route

- *As-Built Description:*

No curb, curb ramp, or sidewalk provided. Pedestrian access route is along the vehicular lane and is not separated by a curb or other cane detectable warning.

- *Proposed Solution:*

When curb or sidewalk is installed along either street, provide accessible curb ramp.

CBC 2007 **1127B.5.1**
ADAAG **4.7.1**
PROWAG **R304.1**

Unit Cost **$0.00**

Priority
54

		LEFT	RIGHT
Width of Ramp / Pad	(in)	N/A	N/A
Slope of the Ramp / Pad	(%)	N/A	N/A
X Slope of the Ramp / Pad	(%)	N/A	N/A

Stop/Yield Control:	(y/n)	No
Crosswalks Served:		No X-walk
Tee Intersection:	(y/n)	Yes
Vertical Curb:		Vertical



W Parallel

1098 Ramp Width

- *As-Built Description:*
  Clear width of ramp run is less than 48". (ADAAG requires 36" min)
- *As-is* Right: 40.0"
- *Proposed Solution:*
  Demolish existing and provide new, parallel curb ramp, including detectable warning surfaces, and top and bottom landings as required.

CBC 2016 **11B-406.5.2**
CBC 2007 **1127B.5.2**
ADAAG **4.7.3**
PROWAG **R304.5.1**

Unit Cost **$7000.00**

Priority
48.5

		LEFT	RIGHT
Width of Ramp / Pad	(in)	57.0	**40.0**
Length of Ramp / Pad	(in)	106.0	86.0
Slope of the Ramp / Pad	(%)	7.3	6.3
X Slope of the Ramp / Pad	(%)	1.0	0.3
Top Landing Length	(in)	48.0	48.0
Top Landing Slope	(%)	1.3	2.2
Top Landing X Slope	(%)	1.6	0.6
Bottom Landing Length	(in)	48.0	
Bottom Landing Slope	(%)	1.5	
Bottom Landing X Slope	(%)	0.4	
Gutter Slope	(%)	1.4	
Gutter XSlope	(%)	1.3	
Gutter Lip	(in)	0.0	
Truncated Domes	(y/n)	Non-Compliant	
Dome Setback	(in)	**8.0**	
Street Grade (Left / Right)	(%)	1.2	2.6
Stop/Yield Control:	(y/n)	No	
Crosswalks Served:		No X-walk	
Tee Intersection:	(y/n)	Yes	
Vertical Curb:		Vertical	





Total Costs for Curb Ramps at : 12th St *and* Alameda Ave **$7,000.00**

N No Sidewalk, Curb Ramp Not Required

1101 Pedestrian Access Route

- *As-Built Description:*
  No curb, curb ramp, or sidewalk provided. Pedestrian access route is along the vehicular lane and is not separated by a curb or other cane detectable warning.
- *Proposed Solution:*
  When curb or sidewalk is installed along either street, provide accessible curb ramp.

CBC 2007 **1127B.5.1**
ADAAG **4.7.1**
PROWAG **R304.1**

Unit Cost **$0.00**

Priority
42

		LEFT	RIGHT
Width of Ramp / Pad	(in)	N/A	N/A
Slope of the Ramp / Pad	(%)	N/A	N/A
X Slope of the Ramp / Pad	(%)	N/A	N/A
Stop/Yield Control:	(y/n)	No	
Crosswalks Served:		No X-walk	
Tee Intersection:	(y/n)	Yes	
Vertical Curb:		Vertical	



S Perpendicular

1103 Ramp Landing

- *As-Built Description:*

Top landing at existing perpendicular curb ramp or blended transition is less than 48" x 48" (60" length x ramp width preferred).

- *As-is* 0.0"
- *Proposed Solution:*

Demolish existing and provide new, parallel curb ramp, including detectable warning surfaces, and top and bottom landings as required.

CBC 2016 **11B-406.5.3**
CBC 2007 **1127B.5.4**
ADAAG **4.8.4**
ADA-2010 **405.7**
PROWAG **R304.2.1**

Unit Cost **$7000.00**

Priority
81.5

Width of Ramp / Pad	(in)	49.0
Length of Ramp / Pad	(in)	52.0
Slope of the Ramp / Pad	(%)	**12.8**
X Slope of the Ramp / Pad	(%)	0.2
Top Landing Length	(in)	**0.0**
Top Landing Slope	(%)	N/A
Top Landing X Slope	(%)	N/A
Left Flare	(%)	**19.3**
Right Flare	(%)	**22.2**
Gutter Slope	(%)	**5.5**
Gutter XSlope	(%)	0.9
Gutter Lip	(in)	**2.0**
Truncated Domes	(y/n)	**NO**
Street Grade (Left / Right)	(%)	0.3 0.4
Stop/Yield Control:	(y/n)	No
Crosswalks Served:		No X-walk
Tee Intersection:	(y/n)	Yes
Vertical Curb:		Vertical





W No Sidewalk, Curb Ramp Not Required

1102 Pedestrian Access Route

- *As-Built Description:*

No curb, curb ramp, or sidewalk provided. Pedestrian access route is along the vehicular lane and is not separated by a curb or other cane detectable warning.

- *Proposed Solution:*

When curb or sidewalk is installed along either street, provide accessible curb ramp.

CBC 2007 **1127B.5.1**
ADAAG **4.7.1**
PROWAG **R304.1**

Unit Cost **$0.00**

Priority
42

		LEFT	RIGHT
Width of Ramp / Pad	(in)	N/A	N/A
Slope of the Ramp / Pad	(%)	N/A	N/A
X Slope of the Ramp / Pad	(%)	N/A	N/A
Stop/Yield Control:	(y/n)	No	
Crosswalks Served:		No X-walk	
Tee Intersection:	(y/n)	Yes	
Vertical Curb:		Vertical	



Total Costs for Curb Ramps at : 12th St and Colusa Ave **$7,000.00**

E Parallel

1082 Gutter

- *As-Built Description:*

The slope of the gutter area or street at the foot of a curb ramp, blended transition, pedestrian pad, or island cut through exceeds 1:20 (5%) in the direction of the pedestrian crossing.

- *As-is* 8.0%
- *Proposed Solution:*

Demolish gutter or street area as required and provide 48" x 48" area at foot of curb ramp, blended transition, pedestrian pad, or island cut through with slope no greater than 5%.

CBC 2016 **11B-406.5.8**
CBC 2007 **1127B.5.3**
ADAAG **4.7.2**
ADA-2010 **406.2**
PROWAG **R304.5.4**

Unit Cost **$3000.00**

Priority
74.5





		LEFT	RIGHT
Width of Ramp / Pad	(in)	53.0	48.0
Length of Ramp / Pad	(in)	100.0	89.0
Slope of the Ramp / Pad	(%)	6.8	4.9
X Slope of the Ramp / Pad	(%)	1.2	0.3
Top Landing Length	(in)	48.0	**0.0**
Top Landing Slope	(%)	0.2	N/A
Top Landing X Slope	(%)	1.7	N/A
Bottom Landing Length	(in)	48.0	
Bottom Landing Slope	(%)	1.3	
Bottom Landing X Slope	(%)	0.3	
Gutter Slope	(%)	**8.0**	
Gutter XSlope	(%)	0.0	
Gutter Lip	(in)	0.0	
Truncated Domes	(y/n)	Non-Compliant	
Dome Setback	(in)	**11.0**	
Street Grade (Left / Right)	(%)	1.3	1.4
Stop/Yield Control:	(y/n)	No	
Crosswalks Served:		No X-walk	
Tee Intersection:	(y/n)	No	
Vertical Curb:		Vertical	

N Parallel

1085 Ramp Width

- *As-Built Description:*

Clear width of ramp run is less than 48". (ADAAG requires 36" min)

- *As-is* Left: 46.0" Right: 47.0"
- *Proposed Solution:*

Demolish existing and provide new, parallel curb ramp, including detectable warning surfaces, and top and bottom landings as required.

CBC 2016 **11B-406.5.2**
CBC 2007 **1127B.5.2**
ADAAG **4.7.3**
PROWAG **R304.5.1**

Unit Cost **$7000.00**

Priority
67.5





		LEFT	RIGHT
Width of Ramp / Pad	(in)	**46.0**	**47.0**
Length of Ramp / Pad	(in)	122.0	135.0
Slope of the Ramp / Pad	(%)	7.4	5.8
X Slope of the Ramp / Pad	(%)	**2.2**	0.4
Top Landing Length	(in)	48.0	48.0
Top Landing Slope	(%)	0.5	1.3
Top Landing X Slope	(%)	0.9	**5.8**
Bottom Landing Length	(in)	48.0	
Bottom Landing Slope	(%)	1.3	
Bottom Landing X Slope	(%)	0.5	
Gutter Slope	(%)	**7.3**	
Gutter XSlope	(%)	1.9	
Gutter Lip	(in)	0.0	
Truncated Domes	(y/n)	Non-Compliant	
Dome Setback	(in)	**12.0**	
Street Grade (Left / Right)	(%)	2.0	1.8
Stop/Yield Control:	(y/n)	No	
Crosswalks Served:		No X-walk	
Tee Intersection:	(y/n)	No	
Vertical Curb:		Vertical	

S Parallel

1083 Ramp Slope

CBC 2016 **11B-406.3.1**
CBC 2007 **1127B.5.3**
ADAAG **4.8.2**
PROWAG **R304.3.2**

• *As-Built Description:*
Running slope of existing parallel curb ramp, where the run is less than 15' in length, is less than 5% or more than 8.3%.

• *As-is* Left: 9.3%

• *Proposed Solution:*
Demolish existing and provide new parallel curb ramp including detectable warning surfaces, and top and bottom landings as required.

Unit Cost **$7000.00**

Priority
79





		LEFT	RIGHT
Width of Ramp / Pad	(in)	47.0	53.0
Length of Ramp / Pad	(in)	105.0	161.0
Slope of the Ramp / Pad	(%)	9.3	7.1
X Slope of the Ramp / Pad	(%)	1.5	0.1
Top Landing Length	(in)	0.0	48.0
Top Landing Slope	(%)	N/A	0.3
Top Landing X Slope	(%)	N/A	0.9
Bottom Landing Length	(in)	48.0	
Bottom Landing Slope	(%)	0.9	
Bottom Landing X Slope	(%)	1.5	
Gutter Slope	(%)	9.2	
Gutter XSlope	(%)	0.7	
Gutter Lip	(in)	0.0	
Truncated Domes	(y/n)	Non-Compliant	
Dome Setback	(in)	11.0	
Street Grade (Left / Right)	(%)	0.8	0.5
Stop/Yield Control:	(y/n)	No	
Crosswalks Served:		No X-walk	
Tee Intersection:	(y/n)	No	
Vertical Curb:		Vertical	

W Parallel

1084 Ramp Width

CBC 2016 **11B-406.5.2**
CBC 2007 **1127B.5.2**
ADAAG **4.7.3**
PROWAG **R304.5.1**

• *As-Built Description:*
Clear width of ramp run is less than 48". (ADAAG requires 36" min)

• *As-is* Left: 47.0" Right: 35.0"

• *Proposed Solution:*
Demolish existing and provide new, parallel curb ramp, including detectable warning surfaces, and top and bottom landings as required.

Unit Cost **$7000.00**

Priority
77.5





		LEFT	RIGHT
Width of Ramp / Pad	(in)	47.0	35.0
Length of Ramp / Pad	(in)	125.0	130.0
Slope of the Ramp / Pad	(%)	7.1	7.7
X Slope of the Ramp / Pad	(%)	1.4	1.6
Top Landing Length	(in)	48.0	0.0
Top Landing Slope	(%)	0.6	N/A
Top Landing X Slope	(%)	2.7	N/A
Bottom Landing Length	(in)	48.0	
Bottom Landing Slope	(%)	1.9	
Bottom Landing X Slope	(%)	0.9	
Gutter Slope	(%)	2.9	
Gutter XSlope	(%)	0.9	
Gutter Lip	(in)	0.0	
Truncated Domes	(y/n)	Non-Compliant	
Dome Setback	(in)	12.0	
Street Grade (Left / Right)	(%)	0.7	1.6
Stop/Yield Control:	(y/n)	No	
Crosswalks Served:		No X-walk	
Tee Intersection:	(y/n)	No	
Vertical Curb:		Vertical	

Total Costs for Curb Ramps at : 12th St and Humboldt Ave **$24,000.00**

E Parallel

947 Ramp Width

- *As-Built Description:*
  Clear width of ramp run is less than 48". (ADAAG requires 36" min)
- *As-is* Left: 40.0" Right: 40.0"
- *Proposed Solution:*
  Demolish existing and provide new, parallel curb ramp, including detectable warning surfaces, and top and bottom landings as required.

CBC 2016 **11B-406.5.2**
CBC 2007 **1127B.5.2**
ADAAG **4.7.3**
PROWAG **R304.5.1**

Unit Cost **$7000.00**

Priority
71




		LEFT	RIGHT
Width of Ramp / Pad	(in)	**40.0**	**40.0**
Length of Ramp / Pad	(in)	114.0	122.0
Slope of the Ramp / Pad	(%)	7.3	7.3
X Slope of the Ramp / Pad	(%)	0.2	1.2
Top Landing Length	(in)	48.0	48.0
Top Landing Slope	(%)	0.4	0.8
Top Landing X Slope	(%)	**4.0**	1.2
Bottom Landing Length	(in)	48.0	
Bottom Landing Slope	(%)	1.3	
Bottom Landing X Slope	(%)	1.3	
Gutter Slope	(%)	4.1	
Gutter XSlope	(%)	0.5	
Gutter Lip	(in)	0.0	
Truncated Domes	(y/n)	Non-Compliant	
Dome Setback	(in)	**8.0**	
Street Grade (Left / Right)	(%)	0.5	N/A
Stop/Yield Control:	(y/n)	No	
Within Crosswalk	(y/n)	YES	
Crosswalks Served:		1 X-walk	
Tee Intersection:	(y/n)	Yes	
Vertical Curb:		Vertical	

N Parallel

946 Ramp Landing

- *As-Built Description:*
  Cross slope at top landing of existing parallel curb ramp exceeds 2%.
- *As-is* Left: 2.5% Right: 2.4%
- *Proposed Solution:*
  Demolish existing and provide new top landing sloped at 2% max. Curb ramp to remain.

CBC 2016 **11B-406.5.3**
CBC 2007 **1127B.5.4**
ADAAG **4.8.4; 4.8.6**
PROWAG **R304.5.3**

Unit Cost **$3500.00**

Priority
78




		LEFT	RIGHT
Width of Ramp / Pad	(in)	48.0	48.0
Length of Ramp / Pad	(in)	116.0	124.0
Slope of the Ramp / Pad	(%)	7.7	7.6
X Slope of the Ramp / Pad	(%)	1.4	2.0
Top Landing Length	(in)	48.0	48.0
Top Landing Slope	(%)	0.0	0.2
Top Landing X Slope	(%)	**2.5**	**2.4**
Bottom Landing Length	(in)	48.0	
Bottom Landing Slope	(%)	0.4	
Bottom Landing X Slope	(%)	0.2	
Gutter Slope	(%)	**6.0**	
Gutter XSlope	(%)	1.8	
Gutter Lip	(in)	0.0	
Truncated Domes	(y/n)	Non-Compliant	
Dome Setback	(in)	**6.0**	
Street Grade (Left / Right)	(%)	1.6	0.8
Stop/Yield Control:	(y/n)	No	
Within Crosswalk	(y/n)	YES	
Crosswalks Served:		2 X-walk	
Tee Intersection:	(y/n)	Yes	
Vertical Curb:		Vertical	

W No Sidewalk, Curb Ramp Not Required

945 Pedestrian Access Route

- *As-Built Description:*

No curb, curb ramp, or sidewalk provided. Pedestrian access route is along the vehicular lane and is not separated by a curb or other cane detectable warning.

- *Proposed Solution:*

When curb or sidewalk is installed along either street, provide accessible curb ramp.

CBC 2007 **1127B.5.1**
ADAAG **4.7.1**
PROWAG **R304.1**

Unit Cost **$0.00**

Priority
72

		LEFT	RIGHT
Width of Ramp / Pad	(in)	N/A	N/A
Slope of the Ramp / Pad	(%)	N/A	N/A
X Slope of the Ramp / Pad	(%)	N/A	N/A

Stop/Yield Control:	(y/n)	Yes-Stop Sign
Crosswalks Served:		1 X-walk
Tee Intersection:	(y/n)	Yes
Vertical Curb:		Vertical



Total Costs for Curb Ramps at : 12th St *and* Monterey Ave **$10,500.00**

E Perpendicular

1095 Ramp Landing

- *As-Built Description:*

Top landing at existing perpendicular curb ramp or blended transition is less than 48" x 48" (60" length x ramp width preferred).

- *As-is* 47.0"
- *Proposed Solution:*

Demolish existing and provide new, parallel curb ramp, including detectable warning surfaces, and top and bottom landings as required.

CBC 2016 **11B-406.5.3**
CBC 2007 **1127B.5.4**
ADAAG **4.8.4**
ADA-2010 **405.7**
PROWAG **R304.2.1**

Unit Cost **$7000.00**

Priority
85.25

Width of Ramp / Pad	(in)	56.0
Length of Ramp / Pad	(in)	78.0
Slope of the Ramp / Pad	(%)	7.9
X Slope of the Ramp / Pad	(%)	0.6
Top Landing Length	(in)	**47.0**
Top Landing Slope	(%)	**3.1**
Top Landing X Slope	(%)	0.5

Left Flare	(%)	**10.7**
Right Flare	(%)	9.8
Gutter Slope	(%)	**6.5**
Gutter XSlope	(%)	0.7
Gutter Lip	(in)	**0.25**
Truncated Domes	(y/n)	**NO**

Street Grade (Left / Right)	(%)	1.1	1.0
Stop/Yield Control:	(y/n)	No	
Within Crosswalk	(y/n)	YES	
Crosswalks Served:		2 X-walk	
Tee Intersection:	(y/n)	Yes	
Vertical Curb:		Vertical	





N Perpendicular

1094 Ramp Landing

- *As-Built Description:*

Top landing at existing perpendicular curb ramp or blended transition is less than 48" x 48" (60" length x ramp width preferred).

- *As-is* 47.0"
- *Proposed Solution:*

Demolish existing and provide new, parallel curb ramp, including detectable warning surfaces, and top and bottom landings as required.

CBC 2016 **11B-406.5.3**
CBC 2007 **1127B.5.4**
ADAAG **4.8.4**
ADA-2010 **405.7**
PROWAG **R304.2.1**

Unit Cost **$7000.00**

Priority
79.75

Width of Ramp / Pad	(in)	56.0
Length of Ramp / Pad	(in)	68.0
Slope of the Ramp / Pad	(%)	7.9
X Slope of the Ramp / Pad	(%)	0.4
Top Landing Length	(in)	**47.0**
Top Landing Slope	(%)	**2.4**
Top Landing X Slope	(%)	0.1
Left Flare	(%)	**12.3**
Right Flare	(%)	10.0
Gutter Slope	(%)	**10.3**
Gutter XSlope	(%)	1.4
Gutter Lip	(in)	**0.5**
Truncated Domes	(y/n)	**NO**
Street Grade (Left / Right)	(%)	0.5 N/A
Stop/Yield Control:	(y/n)	No
Within Crosswalk	(y/n)	YES
Crosswalks Served:		1 X-walk
Tee Intersection:	(y/n)	Yes
Vertical Curb:		Vertical





S No Sidewalk, Curb Ramp Not Required

1096 Pedestrian Access Route

- *As-Built Description:*

No curb, curb ramp, or sidewalk provided. Pedestrian access route is along the vehicular lane and is not separated by a curb or other cane detectable warning.

- *Proposed Solution:*

When curb or sidewalk is installed along either street, provide accessible curb ramp.

CBC 2007 **1127B.5.1**
ADAAG **4.7.1**
PROWAG **R304.1**

Unit Cost **$0.00**

Priority
64

		LEFT	RIGHT
Width of Ramp / Pad	(in)	N/A	N/A
Slope of the Ramp / Pad	(%)	N/A	N/A
X Slope of the Ramp / Pad	(%)	N/A	N/A
Stop/Yield Control:	(y/n)	No	
Crosswalks Served:		2 X-walk	
Tee Intersection:	(y/n)	Yes	
Vertical Curb:		Vertical	



W Curb Ramp Required

1097 General Note

- *As-Built Description:*

  Refer to notes for observation and recommendation.

- *Proposed Solution:*
- *Notes:* Remove or relocate crosswalk lines.

Priority

54

		LEFT	RIGHT
Width of Ramp / Pad	(in)	N/A	N/A
Slope of the Ramp / Pad	(%)	N/A	N/A
X Slope of the Ramp / Pad	(%)	N/A	N/A

Stop/Yield Control:	(y/n)	No
Crosswalks Served:		1 X-walk
Tee Intersection:	(y/n)	Yes
Vertical Curb:		Vertical



Total Costs for Curb Ramps at : 12th St and Orange Ave **$14,000.00**

E No Sidewalk, Curb Ramp Not Required

979 Pedestrian Access Route

- *As-Built Description:*

  No curb, curb ramp, or sidewalk provided. Pedestrian access route is along the vehicular lane and is not separated by a curb or other cane detectable warning.

- *Proposed Solution:*

  When curb or sidewalk is installed along either street, provide accessible curb ramp.

CBC 2007 **1127B.5.1**
ADAAG **4.7.1**
PROWAG **R304.1**

Unit Cost **$0.00**

Priority

78

		LEFT	RIGHT
Width of Ramp / Pad	(in)	N/A	N/A
Slope of the Ramp / Pad	(%)	N/A	N/A
X Slope of the Ramp / Pad	(%)	N/A	N/A

Stop/Yield Control:	(y/n)	No
Crosswalks Served:		No X-walk
Tee Intersection:	(y/n)	Yes
Vertical Curb:		Vertical



S No Sidewalk, Curb Ramp Not Required

978 Pedestrian Access Route

- *As-Built Description:*

No curb, curb ramp, or sidewalk provided. Pedestrian access route is along the vehicular lane and is not separated by a curb or other cane detectable warning.

- *Proposed Solution:*

When curb or sidewalk is installed along either street, provide accessible curb ramp.

CBC 2007 **1127B.5.1**
ADAAG **4.7.1**
PROWAG **R304.1**

Unit Cost **$0.00**

Priority
78

		LEFT	RIGHT
Width of Ramp / Pad	(in)	N/A	N/A
Slope of the Ramp / Pad	(%)	N/A	N/A
X Slope of the Ramp / Pad	(%)	N/A	N/A

Stop/Yield Control:	(y/n)	No
Crosswalks Served:		No X-walk
Tee Intersection:	(y/n)	Yes
Vertical Curb:		Vertical



W Curb Ramp Required

980 Access Route

- *As-Built Description:*

Curb ramp or blended transition not provided where a pedestrian access route crosses a curb.

- *Proposed Solution:*

Provide a parallel curb ramp, including detectable warning surfaces, and top and bottom landings as required.

CBC 2007 **1127B.5.1**
ADAAG **4.7.1**
PROWAG **R207.1**

Unit Cost **$7000.00**

Priority
68

		LEFT	RIGHT
Width of Ramp / Pad	(in)	N/A	N/A
Slope of the Ramp / Pad	(%)	N/A	N/A
X Slope of the Ramp / Pad	(%)	N/A	N/A

Stop/Yield Control:	(y/n)	No
Crosswalks Served:		No X-walk
Tee Intersection:	(y/n)	Yes
Vertical Curb:		Vertical



Total Costs for Curb Ramps at : 12th St and Riverside Ave **$7,000.00**

E No Sidewalk, Curb Ramp Not Required

941 Pedestrian Access Route

- *As-Built Description:*

No curb, curb ramp, or sidewalk provided. Pedestrian access route is along the vehicular lane and is not separated by a curb or other cane detectable warning.

- *Proposed Solution:*

When curb or sidewalk is installed along either street, provide accessible curb ramp.

CBC 2007 **1127B.5.1**
ADAAG **4.7.1**
PROWAG **R304.1**

Unit Cost **$0.00**

Priority
72

		LEFT	RIGHT
Width of Ramp / Pad	(in)	N/A	N/A
Slope of the Ramp / Pad	(%)	N/A	N/A
X Slope of the Ramp / Pad	(%)	N/A	N/A

Stop/Yield Control:	(y/n)	No
Crosswalks Served:		No X-walk
Tee Intersection:	(y/n)	No
Vertical Curb:		Vertical



N No Sidewalk, Curb Ramp Not Required

944 Pedestrian Access Route

- *As-Built Description:*

No curb, curb ramp, or sidewalk provided. Pedestrian access route is along the vehicular lane and is not separated by a curb or other cane detectable warning.

- *Proposed Solution:*

When curb or sidewalk is installed along either street, provide accessible curb ramp.

CBC 2007 **1127B.5.1**
ADAAG **4.7.1**
PROWAG **R304.1**

Unit Cost **$0.00**

Priority
72

		LEFT	RIGHT
Width of Ramp / Pad	(in)	N/A	N/A
Slope of the Ramp / Pad	(%)	N/A	N/A
X Slope of the Ramp / Pad	(%)	N/A	N/A

Stop/Yield Control:	(y/n)	No
Crosswalks Served:		No X-walk
Tee Intersection:	(y/n)	No
Vertical Curb:		Vertical



S No Sidewalk, Curb Ramp Not Required

942 Pedestrian Access Route

- *As-Built Description:*

No curb, curb ramp, or sidewalk provided. Pedestrian access route is along the vehicular lane and is not separated by a curb or other cane detectable warning.

- *Proposed Solution:*

When curb or sidewalk is installed along either street, provide accessible curb ramp.

CBC 2007 **1127B.5.1**
ADAAG **4.7.1**
PROWAG **R304.1**

Unit Cost **$0.00**

Priority
72

		LEFT	RIGHT
Width of Ramp / Pad	(in)	N/A	N/A
Slope of the Ramp / Pad	(%)	N/A	N/A
X Slope of the Ramp / Pad	(%)	N/A	N/A
Stop/Yield Control:	(y/n)	No	
Crosswalks Served:		1 X-walk	
Tee Intersection:	(y/n)	No	
Vertical Curb:		Vertical	



W Parallel

943 Ramp Landing

- *As-Built Description:*

Cross slope at top landing of existing parallel curb ramp exceeds 2%.

- *As-is* Right: 3.4%
- *Proposed Solution:*

Demolish existing and provide new top landing sloped at 2% max. Curb ramp to remain.

CBC 2016 **11B-406.5.3**
CBC 2007 **1127B.5.4**
ADAAG **4.8.4; 4.8.6**
PROWAG **R304.5.3**

Unit Cost **$3500.00**

Priority
73

		LEFT	RIGHT
Width of Ramp / Pad	(in)	53.0	52.0
Length of Ramp / Pad	(in)	104.0	144.0
Slope of the Ramp / Pad	(%)	6.0	7.1
X Slope of the Ramp / Pad	(%)	0.7	0.4
Top Landing Length	(in)	48.0	48.0
Top Landing Slope	(%)	**4.3**	0.5
Top Landing X Slope	(%)	1.8	**3.4**
Bottom Landing Length	(in)	60.0	
Bottom Landing Slope	(%)	0.4	
Bottom Landing X Slope	(%)	0.9	
Gutter Slope	(%)	1.5	
Gutter XSlope	(%)	0.0	
Gutter Lip	(in)	0.0	
Truncated Domes	(y/n)	Non-Compliant	
Dome Setback	(in)	**11.0**	
Street Grade (Left / Right)	(%)	0.4	2.8
Stop/Yield Control:	(y/n)	No	
Within Crosswalk	(y/n)	**NO**	
Crosswalks Served:		1 X-walk	
Tee Intersection:	(y/n)	No	
Vertical Curb:		Vertical	





Total Costs for Curb Ramps at : 12th St and Sonoma Ave **$3,500.00**

E Perpendicular

909 Ramp Landing

- *As-Built Description:*

Top landing at existing perpendicular curb ramp or blended transition is less than 48" x 48" (60" length x ramp width preferred).

- *As-is* 47.0"
- *Proposed Solution:*

Demolish existing and provide new, parallel curb ramp, including detectable warning surfaces, and top and bottom landings as required.

CBC 2016 **11B-406.5.3**
CBC 2007 **1127B.5.4**
ADAAG **4.8.4**
ADA-2010 **405.7**
PROWAG **R304.2.1**

Unit Cost **$7000.00**

Priority
81.25

Width of Ramp / Pad	(in)	54.0
Length of Ramp / Pad	(in)	74.0
Slope of the Ramp / Pad	(%)	7.2
X Slope of the Ramp / Pad	(%)	0.1
Top Landing Length	(in)	**47.0**
Top Landing Slope	(%)	0.1
Top Landing X Slope	(%)	0.6
Left Flare	(%)	8.1
Right Flare	(%)	7.8
Gutter Slope	(%)	2.7
Gutter XSlope	(%)	0.4
Gutter Lip	(in)	**1.0**
Truncated Domes	(y/n)	**NO**
Street Grade (Left / Right)	(%)	0.9 0.3
Stop/Yield Control:	(y/n)	Yes-Stop Sign
Crosswalks Served:		No X-walk
Tee Intersection:	(y/n)	Yes
Vertical Curb:		Vertical





N Curb Ramp Required

908 Access Route

- *As-Built Description:*

Curb ramp or blended transition not provided where a pedestrian access route crosses a curb.

- *Proposed Solution:*

Provide a parallel curb ramp, including detectable warning surfaces, and top and bottom landings as required.

CBC 2007 **1127B.5.1**
ADAAG **4.7.1**
PROWAG **R207.1**

Unit Cost **$7000.00**

Priority
62

		LEFT	RIGHT
Width of Ramp / Pad	(in)	N/A	N/A
Slope of the Ramp / Pad	(%)	N/A	N/A
X Slope of the Ramp / Pad	(%)	N/A	N/A
Stop/Yield Control:	(y/n)	No	
Crosswalks Served:		No X-walk	
Tee Intersection:	(y/n)	Yes	
Vertical Curb:		Vertical	



S Perpendicular

910 Ramp Landing

- *As-Built Description:*

Top landing at existing perpendicular curb ramp or blended transition is less than 48" x 48" (60" length x ramp width preferred).

- *As-is* 47.0"
- *Proposed Solution:*

Demolish existing and provide new, parallel curb ramp, including detectable warning surfaces, and top and bottom landings as required.

CBC 2016 **11B-406.5.3**
CBC 2007 **1127B.5.4**
ADAAG **4.8.4**
ADA-2010 **405.7**
PROWAG **R304.2.1**

Unit Cost **$7000.00**

Priority

93.75

Width of Ramp / Pad	(in)	53.0
Length of Ramp / Pad	(in)	73.0
Slope of the Ramp / Pad	(%)	7.8
X Slope of the Ramp / Pad	(%)	0.3
Top Landing Length	(in)	**47.0**
Top Landing Slope	(%)	1.6
Top Landing X Slope	(%)	1.8

Left Flare	(%)	6.6
Right Flare	(%)	9.5
Gutter Slope	(%)	**9.6**
Gutter XSlope	(%)	**2.4**
Gutter Lip	(in)	**1.0**
Truncated Domes	(y/n)	**NO**

Street Grade (Left / Right)	(%)	1.0	0.0
Stop/Yield Control:	(y/n)	No	
Crosswalks Served:		No X-walk	
Tee Intersection:	(y/n)	Yes	
Vertical Curb:		Vertical	





Total Costs for Curb Ramps at : 12th St and Ventura Ave **$21,000.00**

Total Costs for Curb Ramps along : 12th St **$94,000.00**

Year Completed	Intersection ID	Survey Street	Cross Street
TBD	27	13th St	Alameda Ave

Orientation & ID #	Ramp Type	Existing Access Barrier and Proposed Solution	Codes / Mitigation Info	Measurements

E Curb Ramp Required

1080 Access Route

- *As-Built Description:*
  Curb ramp or blended transition not provided where a pedestrian access route crosses a curb.
- *Proposed Solution:*
  Provide a parallel curb ramp, including detectable warning surfaces, and top and bottom landings as required.

CBC 2007 **1127B.5.1**
ADAAG **4.7.1**
PROWAG **R207.1**

Unit Cost **$7000.00**

Priority
44

		LEFT	RIGHT
Width of Ramp / Pad	(in)	N/A	N/A
Slope of the Ramp / Pad	(%)	N/A	N/A
X Slope of the Ramp / Pad	(%)	N/A	N/A

Stop/Yield Control:	(y/n)	No
Crosswalks Served:		No X-walk
Tee Intersection:	(y/n)	No
Vertical Curb:		Vertical



N No Sidewalk, Curb Ramp Not Required

1079 Pedestrian Access Route

- *As-Built Description:*
  No curb, curb ramp, or sidewalk provided. Pedestrian access route is along the vehicular lane and is not separated by a curb or other cane detectable warning.
- *Proposed Solution:*
  When curb or sidewalk is installed along either street, provide accessible curb ramp.

CBC 2007 **1127B.5.1**
ADAAG **4.7.1**
PROWAG **R304.1**

Unit Cost **$0.00**

Priority
44

		LEFT	RIGHT
Width of Ramp / Pad	(in)	N/A	N/A
Slope of the Ramp / Pad	(%)	N/A	N/A
X Slope of the Ramp / Pad	(%)	N/A	N/A

Stop/Yield Control:	(y/n)	No
Crosswalks Served:		No X-walk
Tee Intersection:	(y/n)	No
Vertical Curb:		Vertical



S Perpendicular

1081 Ramp Landing

- *As-Built Description:*

Top landing at existing perpendicular curb ramp or blended transition is less than 48" x 48" (60" length x ramp width preferred).

- *As-is* 0.0"
- *Proposed Solution:*

Demolish existing and provide new, parallel curb ramp, including detectable warning surfaces, and top and bottom landings as required.

CBC 2016 **11B-406.5.3**
CBC 2007 **1127B.5.4**
ADAAG **4.8.4**
ADA-2010 **405.7**
PROWAG **R304.2.1**

Unit Cost **$7000.00**

Priority
95.5

Width of Ramp / Pad	(in)	84.0
Length of Ramp / Pad	(in)	60.0
Slope of the Ramp / Pad	(%)	**13.8**
X Slope of the Ramp / Pad	(%)	**2.7**
Top Landing Length	(in)	**0.0**
Top Landing Slope	(%)	N/A
Top Landing X Slope	(%)	N/A
Left Flare	(%)	**23.5**
Right Flare	(%)	**26.2**
Gutter Slope	(%)	**8.6**
Gutter XSlope	(%)	0.5
Gutter Lip	(in)	**0.25**
Truncated Domes	(y/n)	**NO**
Street Grade (Left / Right)	(%)	3.0 1.2
Stop/Yield Control:	(y/n)	No
Crosswalks Served:		No X-walk
Tee Intersection:	(y/n)	No
Vertical Curb:		Vertical





W No Sidewalk, Curb Ramp Not Required

1078 Pedestrian Access Route

- *As-Built Description:*

No curb, curb ramp, or sidewalk provided. Pedestrian access route is along the vehicular lane and is not separated by a curb or other cane detectable warning.

- *Proposed Solution:*

When curb or sidewalk is installed along either street, provide accessible curb ramp.

CBC 2007 **1127B.5.1**
ADAAG **4.7.1**
PROWAG **R304.1**

Unit Cost **$0.00**

Priority
44

		LEFT	RIGHT
Width of Ramp / Pad	(in)	N/A	N/A
Slope of the Ramp / Pad	(%)	N/A	N/A
X Slope of the Ramp / Pad	(%)	N/A	N/A
Stop/Yield Control:	(y/n)	No	
Crosswalks Served:		No X-walk	
Tee Intersection:	(y/n)	No	
Vertical Curb:		Vertical	



Total Costs for Curb Ramps at : 13th St and Alameda Ave **$14,000.00**

E Curb Ramp Required

1058 Access Route

- *As-Built Description:*
  Curb ramp or blended transition not provided where a pedestrian access route crosses a curb.
- *Proposed Solution:*
  Provide a parallel curb ramp, including detectable warning surfaces, and top and bottom landings as required.

CBC 2007 **1127B.5.1**
ADAAG **4.7.1**
PROWAG **R207.1**

Unit Cost **$7000.00**

Priority
32

		LEFT	RIGHT
Width of Ramp / Pad	(in)	N/A	N/A
Slope of the Ramp / Pad	(%)	N/A	N/A
X Slope of the Ramp / Pad	(%)	N/A	N/A

Stop/Yield Control:	(y/n)	No
Crosswalks Served:		No X-walk
Tee Intersection:	(y/n)	No
Vertical Curb:		Vertical



N Curb Ramp Required

1059 Access Route

- *As-Built Description:*
  Curb ramp or blended transition not provided where a pedestrian access route crosses a curb.
- *Proposed Solution:*
  Provide a parallel curb ramp, including detectable warning surfaces, and top and bottom landings as required.

CBC 2007 **1127B.5.1**
ADAAG **4.7.1**
PROWAG **R207.1**

Unit Cost **$7000.00**

Priority
32

		LEFT	RIGHT
Width of Ramp / Pad	(in)	N/A	N/A
Slope of the Ramp / Pad	(%)	N/A	N/A
X Slope of the Ramp / Pad	(%)	N/A	N/A

Stop/Yield Control:	(y/n)	No
Crosswalks Served:		No X-walk
Tee Intersection:	(y/n)	No
Vertical Curb:		Vertical



S No Sidewalk, Curb Ramp Not Required

1061 Pedestrian Access Route

- *As-Built Description:*

No curb, curb ramp, or sidewalk provided. Pedestrian access route is along the vehicular lane and is not separated by a curb or other cane detectable warning.

- *Proposed Solution:*

When curb or sidewalk is installed along either street, provide accessible curb ramp.

CBC 2007 **1127B.5.1**
ADAAG **4.7.1**
PROWAG **R304.1**

Unit Cost **$0.00**

Priority
42

		LEFT	RIGHT
Width of Ramp / Pad	(in)	N/A	N/A
Slope of the Ramp / Pad	(%)	N/A	N/A
X Slope of the Ramp / Pad	(%)	N/A	N/A

Stop/Yield Control:	(y/n)	No
Crosswalks Served:		No X-walk
Tee Intersection:	(y/n)	No
Vertical Curb:		N/A



W Curb Ramp Required

1060 Access Route

- *As-Built Description:*

Curb ramp or blended transition not provided where a pedestrian access route crosses a curb.

- *Proposed Solution:*

Provide a parallel curb ramp, including detectable warning surfaces, and top and bottom landings as required.

CBC 2007 **1127B.5.1**
ADAAG **4.7.1**
PROWAG **R207.1**

Unit Cost **$7000.00**

Priority
32

		LEFT	RIGHT
Width of Ramp / Pad	(in)	N/A	N/A
Slope of the Ramp / Pad	(%)	N/A	N/A
X Slope of the Ramp / Pad	(%)	N/A	N/A

Stop/Yield Control:	(y/n)	No
Crosswalks Served:		No X-walk
Tee Intersection:	(y/n)	No
Vertical Curb:		Vertical



Total Costs for Curb Ramps at : 13th St and Colusa Ave **$21,000.00**

E Parallel

1076 Ramp Cross Slope

- *As-Built Description:*
  Cross slope of existing parallel curb ramp exceeds 2%.
- *As-is* Left: 2.2%
- *Proposed Solution:*
  Demolish existing and provide new parallel curb ramp including detectable warning surfaces, and top and bottom landings as required.

CBC 2016 **11B-406.5.7**
ADAAG **4.8.6**
PROWAG **R304.5.3**

Unit Cost **$7000.00**

Priority
53





		LEFT	RIGHT
Width of Ramp / Pad	(in)	48.0	48.0
Length of Ramp / Pad	(in)	94.0	130.0
Slope of the Ramp / Pad	(%)	5.2	4.3
X Slope of the Ramp / Pad	(%)	**2.2**	0.6
Top Landing Length	(in)	48.0	48.0
Top Landing Slope	(%)	0.6	1.1
Top Landing X Slope	(%)	1.0	**2.5**
Bottom Landing Length	(in)	48.0	
Bottom Landing Slope	(%)	1.1	
Bottom Landing X Slope	(%)	0.9	
Gutter Slope	(%)	**10.7**	
Gutter XSlope	(%)	0.0	
Gutter Lip	(in)	0.0	
Truncated Domes	(y/n)	Non-Compliant	
Dome Setback	(in)	**11.0**	
Street Grade (Left / Right)	(%)	0.6	0.1
Stop/Yield Control:	(y/n)	No	
Crosswalks Served:		No X-walk	
Tee Intersection:	(y/n)	No	
Vertical Curb:		Vertical	

N Parallel

1075 Ramp Landing

- *As-Built Description:*
  Cross slope at top landing of existing parallel curb ramp exceeds 2%.
- *As-is* Right: 2.2%
- *Proposed Solution:*
  Demolish existing and provide new top landing sloped at 2% max. Curb ramp to remain.

CBC 2016 **11B-406.5.3**
CBC 2007 **1127B.5.4**
ADAAG **4.8.4; 4.8.6**
PROWAG **R304.5.3**

Unit Cost **$3500.00**

Priority
61.5





		LEFT	RIGHT
Width of Ramp / Pad	(in)	48.0	54.0
Length of Ramp / Pad	(in)	117.0	114.0
Slope of the Ramp / Pad	(%)	7.3	4.7
X Slope of the Ramp / Pad	(%)	0.9	0.7
Top Landing Length	(in)	**0.0**	48.0
Top Landing Slope	(%)	N/A	0.4
Top Landing X Slope	(%)	N/A	**2.2**
Bottom Landing Length	(in)	48.0	
Bottom Landing Slope	(%)	0.9	
Bottom Landing X Slope	(%)	0.2	
Gutter Slope	(%)	4.2	
Gutter XSlope	(%)	1.1	
Gutter Lip	(in)	0.0	
Truncated Domes	(y/n)	Non-Compliant	
Dome Setback	(in)	**10.0**	
Street Grade (Left / Right)	(%)	0.0	0.4
Stop/Yield Control:	(y/n)	No	
Within Crosswalk	(y/n)	YES	
Crosswalks Served:		1 X-walk	
Tee Intersection:	(y/n)	No	
Vertical Curb:		Vertical	

S Parallel

1077 Ramp Width

CBC 2016 **11B-406.5.2**
CBC 2007 **1127B.5.2**
ADAAG **4.7.3**
PROWAG **R304.5.1**

- *As-Built Description:*
  Clear width of ramp run is less than 48". (ADAAG requires 36" min)
- *As-is* Left: 44.0"
- *Proposed Solution:*
  Demolish existing and provide new, parallel curb ramp, including detectable warning surfaces, and top and bottom landings as required.

Unit Cost **$7000.00**

Priority
54.5




		LEFT	RIGHT
Width of Ramp / Pad	(in)	**44.0**	53.0
Length of Ramp / Pad	(in)	120.0	81.0
Slope of the Ramp / Pad	(%)	5.2	7.2
X Slope of the Ramp / Pad	(%)	**3.3**	1.7
Top Landing Length	(in)	48.0	48.0
Top Landing Slope	(%)	2.2	1.1
Top Landing X Slope	(%)	**2.3**	**2.9**
Bottom Landing Length	(in)	48.0	
Bottom Landing Slope	(%)	0.6	
Bottom Landing X Slope	(%)	0.4	
Gutter Slope	(%)	4.8	
Gutter XSlope	(%)	0.1	
Gutter Lip	(in)	0.0	
Truncated Domes	(y/n)	Non-Compliant	
Dome Setback	(in)	**12.0**	
Street Grade (Left / Right)	(%)	2.2	0.6
Stop/Yield Control:	(y/n)	No	
Crosswalks Served:		No X-walk	
Tee Intersection:	(y/n)	No	
Vertical Curb:		Vertical	

W Parallel

1074 Ramp Cross Slope

CBC 2016 **11B-406.5.7**
ADAAG **4.8.6**
PROWAG **R304.5.3**

- *As-Built Description:*
  Cross slope of existing parallel curb ramp exceeds 2%.
- *As-is* Right: 5.9%
- *Proposed Solution:*
  Demolish existing and provide new parallel curb ramp including detectable warning surfaces, and top and bottom landings as required.

Unit Cost **$7000.00**

Priority
57.5




		LEFT	RIGHT
Width of Ramp / Pad	(in)	48.0	**47.0**
Length of Ramp / Pad	(in)	122.0	120.0
Slope of the Ramp / Pad	(%)	5.4	5.3
X Slope of the Ramp / Pad	(%)	1.4	**5.9**
Top Landing Length	(in)	48.0	48.0
Top Landing Slope	(%)	**2.1**	0.3
Top Landing X Slope	(%)	**3.4**	1.8
Bottom Landing Length	(in)	48.0	
Bottom Landing Slope	(%)	1.5	
Bottom Landing X Slope	(%)	0.4	
Gutter Slope	(%)	4.2	
Gutter XSlope	(%)	**3.1**	
Gutter Lip	(in)	0.0	
Truncated Domes	(y/n)	Non-Compliant	
Dome Setback	(in)	**12.0**	
Street Grade (Left / Right)	(%)	0.5	0.9
Stop/Yield Control:	(y/n)	No	
Within Crosswalk	(y/n)	YES	
Crosswalks Served:		1 X-walk	
Tee Intersection:	(y/n)	No	
Vertical Curb:		Vertical	

Total Costs for Curb Ramps at : 13th St and Humboldt Ave **$24,500.00**

N No Sidewalk, Curb Ramp Not Required

996 Pedestrian Access Route

- *As-Built Description:*

No curb, curb ramp, or sidewalk provided. Pedestrian access route is along the vehicular lane and is not separated by a curb or other cane detectable warning.

- *Proposed Solution:*

When curb or sidewalk is installed along either street, provide accessible curb ramp.

CBC 2007 **1127B.5.1**
ADAAG **4.7.1**
PROWAG **R304.1**

Unit Cost **$0.00**

Priority
78

		LEFT	RIGHT
Width of Ramp / Pad	(in)	N/A	N/A
Slope of the Ramp / Pad	(%)	N/A	N/A
X Slope of the Ramp / Pad	(%)	N/A	N/A

Stop/Yield Control:	(y/n)	No
Crosswalks Served:		No X-walk
Tee Intersection:	(y/n)	No
Vertical Curb:		Vertical



S Curb Ramp Required

998 Access Route

- *As-Built Description:*

Curb ramp or blended transition not provided where a pedestrian access route crosses a curb.

- *Proposed Solution:*

Provide a parallel curb ramp, including detectable warning surfaces, and top and bottom landings as required.

CBC 2007 **1127B.5.1**
ADAAG **4.7.1**
PROWAG **R207.1**

Unit Cost **$7000.00**

Priority
78

		LEFT	RIGHT
Width of Ramp / Pad	(in)	N/A	N/A
Slope of the Ramp / Pad	(%)	N/A	N/A
X Slope of the Ramp / Pad	(%)	N/A	N/A

Stop/Yield Control:	(y/n)	No
Crosswalks Served:		1 X-walk
Tee Intersection:	(y/n)	No
Vertical Curb:		Vertical



W Curb Ramp Required

995 Access Route

- *As-Built Description:*

  Curb ramp or blended transition not provided where a pedestrian access route crosses a curb.

- *Proposed Solution:*

  Provide a parallel curb ramp, including detectable warning surfaces, and top and bottom landings as required.

CBC 2007 **1127B.5.1**
ADAAG **4.7.1**
PROWAG **R207.1**

Unit Cost **$7000.00**

Priority
68

		LEFT	RIGHT
Width of Ramp / Pad	(in)	N/A	N/A
Slope of the Ramp / Pad	(%)	N/A	N/A
X Slope of the Ramp / Pad	(%)	N/A	N/A

Stop/Yield Control:	(y/n)	Yes-Stop Sign
Crosswalks Served:		1 X-walk
Tee Intersection:	(y/n)	No
Vertical Curb:		Vertical



W No Sidewalk, Curb Ramp Not Required

997 Pedestrian Access Route

- *As-Built Description:*

  No curb, curb ramp, or sidewalk provided. Pedestrian access route is along the vehicular lane and is not separated by a curb or other cane detectable warning.

- *Proposed Solution:*

  When curb or sidewalk is installed along either street, provide accessible curb ramp.

CBC 2007 **1127B.5.1**
ADAAG **4.7.1**
PROWAG **R304.1**

Unit Cost **$0.00**

Priority
78

		LEFT	RIGHT
Width of Ramp / Pad	(in)	N/A	N/A
Slope of the Ramp / Pad	(%)	N/A	N/A
X Slope of the Ramp / Pad	(%)	N/A	N/A

Stop/Yield Control:	(y/n)	Yes-Stop Sign
Crosswalks Served:		No X-walk
Tee Intersection:	(y/n)	No
Vertical Curb:		Vertical



Total Costs for Curb Ramps at : 13th St and Kings Ave **$14,000.00**

E Parallel

960 Ramp Width

- *As-Built Description:*
  Clear width of ramp run is less than 48". (ADAAG requires 36" min)
- *As-is* Left: 46.0" Right: 33.0"
- *Proposed Solution:*
  Demolish existing and provide new, parallel curb ramp, including detectable warning surfaces, and top and bottom landings as required.

CBC 2016 **11B-406.5.2**
CBC 2007 **1127B.5.2**
ADAAG **4.7.3**
PROWAG **R304.5.1**

Unit Cost **$7000.00**

Priority
62.5




		LEFT	RIGHT
Width of Ramp / Pad	(in)	**46.0**	**33.0**
Length of Ramp / Pad	(in)	105.0	114.0
Slope of the Ramp / Pad	(%)	7.3	7.8
X Slope of the Ramp / Pad	(%)	1.2	0.7
Top Landing Length	(in)	48.0	48.0
Top Landing Slope	(%)	0.2	0.6
Top Landing X Slope	(%)	1.6	**3.2**
Bottom Landing Length	(in)	48.0	
Bottom Landing Slope	(%)	0.8	
Bottom Landing X Slope	(%)	0.1	
Gutter Slope	(%)	**8.9**	
Gutter XSlope	(%)	0.3	
Gutter Lip	(in)	0.0	
Truncated Domes	(y/n)	Non-Compliant	
Dome Setback	(in)	**8.0**	
Street Grade (Left / Right)	(%)	0.2	N/A
Stop/Yield Control:	(y/n)	No	
Within Crosswalk	(y/n)	YES	
Crosswalks Served:		1 X-walk	
Tee Intersection:	(y/n)	Yes	
Vertical Curb:		Vertical	

N Parallel

959 Ramp Width

- *As-Built Description:*
  Clear width of ramp run is less than 48". (ADAAG requires 36" min)
- *As-is* Left: 46.0" Right: 46.0"
- *Proposed Solution:*
  Demolish existing and provide new, parallel curb ramp, including detectable warning surfaces, and top and bottom landings as required.

CBC 2016 **11B-406.5.2**
CBC 2007 **1127B.5.2**
ADAAG **4.7.3**
PROWAG **R304.5.1**

Unit Cost **$7000.00**

Priority
56.5




		LEFT	RIGHT
Width of Ramp / Pad	(in)	**46.0**	**46.0**
Length of Ramp / Pad	(in)	97.0	105.0
Slope of the Ramp / Pad	(%)	8.0	6.8
X Slope of the Ramp / Pad	(%)	0.2	0.3
Top Landing Length	(in)	48.0	48.0
Top Landing Slope	(%)	0.6	0.5
Top Landing X Slope	(%)	**2.5**	1.6
Bottom Landing Length	(in)	48.0	
Bottom Landing Slope	(%)	1.2	
Bottom Landing X Slope	(%)	1.0	
Gutter Slope	(%)	**9.3**	
Gutter XSlope	(%)	0.5	
Gutter Lip	(in)	0.0	
Truncated Domes	(y/n)	Non-Compliant	
Dome Setback	(in)	**6.0**	
Street Grade (Left / Right)	(%)	0.3	N/A
Stop/Yield Control:	(y/n)	No	
Within Crosswalk	(y/n)	YES	
Crosswalks Served:		1 X-walk	
Tee Intersection:	(y/n)	Yes	
Vertical Curb:		Vertical	

S Parallel

961 Detectable Warning Surface

CBC 2016 **11B-705.1.2.2**
ADAAG **4.7.7, 4.29.1&2**
ADA-2010 **705.1**

Unit Cost **$500.00**

- *As-Built Description:*

The detectable warning surface is not located between 6" - 8" from the curb line on a curb ramp or at the edges on a pedestrian island, cut-through island, pedestrian pad, perpendicular curb ramp or blended transition. (0" from curb line on a parallel curb ramp.)

- *As-is* 8.0"
- *Proposed Solution:*

Relocate the detectable warning surface.

Priority

58





		LEFT	RIGHT
Width of Ramp / Pad	(in)	48.0	48.0
Length of Ramp / Pad	(in)	111.0	107.0
Slope of the Ramp / Pad	(%)	6.1	6.6
X Slope of the Ramp / Pad	(%)	1.7	1.5
Top Landing Length	(in)	**0.0**	**0.0**
Top Landing Slope	(%)	N/A	N/A
Top Landing X Slope	(%)	N/A	N/A
Bottom Landing Length	(in)	56.0	
Bottom Landing Slope	(%)	0.8	
Bottom Landing X Slope	(%)	1.1	
Gutter Slope	(%)	4.4	
Gutter XSlope	(%)	0.0	
Gutter Lip	(in)	0.0	
Truncated Domes	(y/n)	Non-Compliant	
Dome Setback	(in)	**8.0**	
Street Grade (Left / Right)	(%)	1.0	0.2
Stop/Yield Control:	(y/n)	No	
Within Crosswalk	(y/n)	YES	
Crosswalks Served:		2 X-walk	
Tee Intersection:	(y/n)	Yes	
Vertical Curb:		Vertical	

W Parallel

958 Ramp Cross Slope

CBC 2016 **11B-406.5.7**
ADAAG **4.8.6**
PROWAG **R304.5.3**

Unit Cost **$7000.00**

- *As-Built Description:*

Cross slope of existing parallel curb ramp exceeds 2%.

- *As-is* Left: 2.3% Right: 2.9%
- *Proposed Solution:*

Demolish existing and provide new parallel curb ramp including detectable warning surfaces, and top and bottom landings as required.

Priority

58





		LEFT	RIGHT
Width of Ramp / Pad	(in)	53.0	**30.0**
Length of Ramp / Pad	(in)	114.0	126.0
Slope of the Ramp / Pad	(%)	6.3	6.3
X Slope of the Ramp / Pad	(%)	**2.3**	**2.9**
Top Landing Length	(in)	48.0	48.0
Top Landing Slope	(%)	0.6	0.7
Top Landing X Slope	(%)	**2.2**	2.0
Bottom Landing Length	(in)	56.0	
Bottom Landing Slope	(%)	0.7	
Bottom Landing X Slope	(%)	0.0	
Gutter Slope	(%)	2.4	
Gutter XSlope	(%)	0.2	
Gutter Lip	(in)	0.0	
Truncated Domes	(y/n)	**Not Contrasting**	
Dome Setback	(in)	**8.0**	
Street Grade (Left / Right)	(%)	0.6	1.1
Stop/Yield Control:	(y/n)	No	
Within Crosswalk	(y/n)	YES	
Crosswalks Served:		2 X-walk	
Tee Intersection:	(y/n)	Yes	
Vertical Curb:		Vertical	

Total Costs for Curb Ramps at : 13th St and Lake Ave **$21,500.00**

E Perpendicular

933 Ramp Slope

- *As-Built Description:*

Running slope of existing perpendicular curb ramp is less than 5% or greater than 8.3%.

- *As-is* 8.8%
- *Proposed Solution:*

Demolish existing and provide new, perpendicular curb ramp, including detectable warning surfaces, and top and bottom landings as required.

CBC 2016 **11B-406.2.1**
CBC 2007 **1127B.5.3**
ADAAG **4.7.2; 4.8.2**
ADA-2010 **405.2**
PROWAG **R304.2.2**

Unit Cost **$6500.00**

Priority
77

Width of Ramp / Pad	(in)	54.0
Length of Ramp / Pad	(in)	82.0
Slope of the Ramp / Pad	(%)	**8.8**
X Slope of the Ramp / Pad	(%)	1.2
Top Landing Length	(in)	48.0
Top Landing Slope	(%)	1.8
Top Landing X Slope	(%)	0.4
Left Flare	(%)	9.7
Right Flare	(%)	9.3
Gutter Slope	(%)	**6.8**
Gutter XSlope	(%)	0.6
Gutter Lip	(in)	**0.5**
Truncated Domes	(y/n)	**NO**
Street Grade (Left / Right)	(%)	1.5 0.1
Stop/Yield Control:	(y/n)	Yes-Stop Sign
Within Crosswalk	(y/n)	YES
Crosswalks Served:		2 X-walk
Tee Intersection:	(y/n)	No
Vertical Curb:		Vertical





N No Sidewalk, Curb Ramp Not Required

936 Pedestrian Access Route

- *As-Built Description:*

No curb, curb ramp, or sidewalk provided. Pedestrian access route is along the vehicular lane and is not separated by a curb or other cane detectable warning.

- *Proposed Solution:*

When curb or sidewalk is installed along either street, provide accessible curb ramp.

CBC 2007 **1127B.5.1**
ADAAG **4.7.1**
PROWAG **R304.1**

Unit Cost **$0.00**

Priority
72

		LEFT	RIGHT
Width of Ramp / Pad	(in)	N/A	N/A
Slope of the Ramp / Pad	(%)	N/A	N/A
X Slope of the Ramp / Pad	(%)	N/A	N/A
Stop/Yield Control:	(y/n)	Yes-Stop Sign	
Crosswalks Served:		2 X-walk	
Tee Intersection:	(y/n)	No	
Vertical Curb:		Vertical	



S No Sidewalk, Curb Ramp Not Required

934 Pedestrian Access Route

- *As-Built Description:*

No curb, curb ramp, or sidewalk provided. Pedestrian access route is along the vehicular lane and is not separated by a curb or other cane detectable warning.

- *Proposed Solution:*

When curb or sidewalk is installed along either street, provide accessible curb ramp.

CBC 2007 **1127B.5.1**
ADAAG **4.7.1**
PROWAG **R304.1**

Unit Cost **$0.00**

Priority
62

		LEFT	RIGHT
Width of Ramp / Pad	(in)	N/A	N/A
Slope of the Ramp / Pad	(%)	N/A	N/A
X Slope of the Ramp / Pad	(%)	N/A	N/A

Stop/Yield Control:	(y/n)	Yes-Stop Sign
Crosswalks Served:		2 X-walk
Tee Intersection:	(y/n)	No
Vertical Curb:		Vertical



W No Sidewalk, Curb Ramp Not Required

935 Pedestrian Access Route

- *As-Built Description:*

No curb, curb ramp, or sidewalk provided. Pedestrian access route is along the vehicular lane and is not separated by a curb or other cane detectable warning.

- *Proposed Solution:*

When curb or sidewalk is installed along either street, provide accessible curb ramp.

CBC 2007 **1127B.5.1**
ADAAG **4.7.1**
PROWAG **R304.1**

Unit Cost **$0.00**

Priority
62

		LEFT	RIGHT
Width of Ramp / Pad	(in)	N/A	N/A
Slope of the Ramp / Pad	(%)	N/A	N/A
X Slope of the Ramp / Pad	(%)	N/A	N/A

Stop/Yield Control:	(y/n)	Yes-Stop Sign
Crosswalks Served:		2 X-walk
Tee Intersection:	(y/n)	No
Vertical Curb:		Vertical



Total Costs for Curb Ramps at : 13th St and Monterey Ave **$6,500.00**

E No Sidewalk, Curb Ramp Not Required

1013 Pedestrian Access Route

- *As-Built Description:*

No curb, curb ramp, or sidewalk provided. Pedestrian access route is along the vehicular lane and is not separated by a curb or other cane detectable warning.

- *Proposed Solution:*

When curb or sidewalk is installed along either street, provide accessible curb ramp.

CBC 2007 **1127B.5.1**
ADAAG **4.7.1**
PROWAG **R304.1**

Unit Cost **$0.00**

Priority
64

		LEFT	RIGHT
Width of Ramp / Pad	(in)	N/A	N/A
Slope of the Ramp / Pad	(%)	N/A	N/A
X Slope of the Ramp / Pad	(%)	N/A	N/A

Stop/Yield Control:	(y/n)	No
Crosswalks Served:		2 X-walk
Tee Intersection:	(y/n)	No
Vertical Curb:		Vertical



N Perpendicular

1012 Detectable Warnings

- *As-Built Description:*

Detectable warning surface not provided where a curb ramp, landing, blended transition, pedestrian pad, or island cut through connects to a street.

- *Proposed Solution:*

Install a truncated dome surface that extends the full width and depth (36" min.) of the curb ramp, landing, blended transition, pedestrian pad, or island cut through excluding the flared sides, inside the grooved border.

CBC 2016 **11B-705.1.2.2**
CBC 2007 **1127B.5.7**
ADAAG **4.7.7**
ADA-2010 **705.1**
PROWAG **R305.1**

Unit Cost **$2500.00**

Priority
58

Width of Ramp / Pad	(in)	54.0
Length of Ramp / Pad	(in)	79.0
Slope of the Ramp / Pad	(%)	7.9
X Slope of the Ramp / Pad	(%)	1.3
Top Landing Length	(in)	48.0
Top Landing Slope	(%)	1.2
Top Landing X Slope	(%)	0.5

Left Flare	(%)	8.8	
Right Flare	(%)	8.6	
Gutter Slope	(%)	2.8	
Gutter XSlope	(%)	1.0	
Gutter Lip	(in)	0.0	
Truncated Domes	(y/n)	NO	
Street Grade (Left / Right)	(%)	0.9	0.3
Stop/Yield Control:	(y/n)	No	
Within Crosswalk	(y/n)	YES	
Crosswalks Served:		2 X-walk	
Tee Intersection:	(y/n)	No	
Vertical Curb:		Vertical	





S Parallel

1014 Ramp Width

CBC 2016 **11B-406.5.2**
CBC 2007 **1127B.5.2**
ADAAG **4.7.3**
PROWAG **R304.5.1**

• *As-Built Description:*
Clear width of ramp run is less than 48". (ADAAG requires 36" min)

• *As-is* Left: 36.0"

• *Proposed Solution:*
Demolish existing and provide new, parallel curb ramp, including detectable warning surfaces, and top and bottom landings as required.

Unit Cost **$7000.00**

Priority
77.5





		LEFT	RIGHT
Width of Ramp / Pad	(in)	**36.0**	48.0
Length of Ramp / Pad	(in)	116.0	128.0
Slope of the Ramp / Pad	(%)	5.7	4.6
X Slope of the Ramp / Pad	(%)	0.9	1.1
Top Landing Length	(in)	**0.0**	48.0
Top Landing Slope	(%)	N/A	0.3
Top Landing X Slope	(%)	N/A	1.6
Bottom Landing Length	(in)	**47.0**	
Bottom Landing Slope	(%)	0.4	
Bottom Landing X Slope	(%)	0.5	
Gutter Slope	(%)	**5.2**	
Gutter XSlope	(%)	0.2	
Gutter Lip	(in)	0.0	
Truncated Domes	(y/n)	Non-Compliant	
Dome Setback	(in)	**6.0**	
Street Grade (Left / Right)	(%)	0.5	1.5
Stop/Yield Control:	(y/n)	No	
Within Crosswalk	(y/n)	YES	
Crosswalks Served:		2 X-walk	
Tee Intersection:	(y/n)	No	
Vertical Curb:		Vertical	

W Parallel

1011 Ramp Cross Slope

CBC 2016 **11B-406.5.7**
ADAAG **4.8.6**
PROWAG **R304.5.3**

• *As-Built Description:*
Cross slope of existing parallel curb ramp exceeds 2%.

• *As-is* Left: 3.3% Right: 3.7%

• *Proposed Solution:*
Demolish existing and provide new parallel curb ramp including detectable warning surfaces, and top and bottom landings as required.

Unit Cost **$7000.00**

Priority
63





		LEFT	RIGHT
Width of Ramp / Pad	(in)	48.0	54.0
Length of Ramp / Pad	(in)	108.0	100.0
Slope of the Ramp / Pad	(%)	6.2	6.9
X Slope of the Ramp / Pad	(%)	**3.3**	**3.7**
Top Landing Length	(in)	48.0	48.0
Top Landing Slope	(%)	1.4	0.1
Top Landing X Slope	(%)	1.9	1.9
Bottom Landing Length	(in)	**47.0**	
Bottom Landing Slope	(%)	1.4	
Bottom Landing X Slope	(%)	0.0	
Gutter Slope	(%)	0.4	
Gutter XSlope	(%)	0.4	
Gutter Lip	(in)	**0.25**	
Truncated Domes	(y/n)	Non-Compliant	
Dome Setback	(in)	**6.0**	
Street Grade (Left / Right)	(%)	0.1	0.5
Stop/Yield Control:	(y/n)	No	
Within Crosswalk	(y/n)	YES	
Crosswalks Served:		2 X-walk	
Tee Intersection:	(y/n)	No	
Vertical Curb:		Vertical	

Total Costs for Curb Ramps at : 13th St and Orange Ave **$16,500.00**

E No Sidewalk, Curb Ramp Not Required

965 Pedestrian Access Route

- *As-Built Description:*

No curb, curb ramp, or sidewalk provided. Pedestrian access route is along the vehicular lane and is not separated by a curb or other cane detectable warning.

- *Proposed Solution:*

When curb or sidewalk is installed along either street, provide accessible curb ramp.

CBC 2007 **1127B.5.1**
ADAAG **4.7.1**
PROWAG **R304.1**

Unit Cost **$0.00**

Priority
78

		LEFT	RIGHT
Width of Ramp / Pad	(in)	N/A	N/A
Slope of the Ramp / Pad	(%)	N/A	N/A
X Slope of the Ramp / Pad	(%)	N/A	N/A

Stop/Yield Control:	(y/n)	Yes-Stop Sign
Crosswalks Served:		1 X-walk
Tee Intersection:	(y/n)	No
Vertical Curb:		Vertical



N Perpendicular

962 Ramp Landing

- *As-Built Description:*

Top landing at existing perpendicular curb ramp or blended transition is less than 48" x 48" (60" length x ramp width preferred).

- *As-is* 47.0"
- *Proposed Solution:*

Demolish existing and provide new, parallel curb ramp, including detectable warning surfaces, and top and bottom landings as required.

CBC 2016 **11B-406.5.3**
CBC 2007 **1127B.5.4**
ADAAG **4.8.4**
ADA-2010 **405.7**
PROWAG **R304.2.1**

Unit Cost **$7000.00**

Priority
83.75

Width of Ramp / Pad	(in)	54.0
Length of Ramp / Pad	(in)	78.0
Slope of the Ramp / Pad	(%)	**8.6**
X Slope of the Ramp / Pad	(%)	0.4
Top Landing Length	(in)	**47.0**
Top Landing Slope	(%)	1.2
Top Landing X Slope	(%)	0.7

Left Flare	(%)	9.4
Right Flare	(%)	**12.2**
Gutter Slope	(%)	3.6
Gutter XSlope	(%)	0.7
Gutter Lip	(in)	**0.25**
Truncated Domes	(y/n)	**NO**

Street Grade (Left / Right)	(%)	0.1	0.7
Stop/Yield Control:	(y/n)	Yes-Stop Sign	
Within Crosswalk	(y/n)	YES	
Crosswalks Served:		2 X-walk	
Tee Intersection:	(y/n)	No	
Vertical Curb:		Vertical	





S No Sidewalk, Curb Ramp Not Required

964 Pedestrian Access Route

- *As-Built Description:*

No curb, curb ramp, or sidewalk provided. Pedestrian access route is along the vehicular lane and is not separated by a curb or other cane detectable warning.

- *Proposed Solution:*

When curb or sidewalk is installed along either street, provide accessible curb ramp.

CBC 2007 **1127B.5.1**
ADAAG **4.7.1**
PROWAG **R304.1**

Unit Cost **$0.00**

Priority
78

		LEFT	RIGHT
Width of Ramp / Pad	(in)	N/A	N/A
Slope of the Ramp / Pad	(%)	N/A	N/A
X Slope of the Ramp / Pad	(%)	N/A	N/A

Stop/Yield Control:	(y/n)	Yes-Stop Sign
Crosswalks Served:		No X-walk
Tee Intersection:	(y/n)	No
Vertical Curb:		Vertical



W Perpendicular

963 Ramp Slope

- *As-Built Description:*

Running slope of existing perpendicular curb ramp is less than 5% or greater than 8.3%.

- *As-is* 9.4%
- *Proposed Solution:*

Demolish existing and provide new, perpendicular curb ramp, including detectable warning surfaces, and top and bottom landings as required.

CBC 2016 **11B-406.2.1**
CBC 2007 **1127B.5.3**
ADAAG **4.7.2; 4.8.2**
ADA-2010 **405.2**
PROWAG **R304.2.2**

Unit Cost **$6500.00**

Priority
89.5

Width of Ramp / Pad	(in)	56.0
Length of Ramp / Pad	(in)	76.0
Slope of the Ramp / Pad	(%)	**9.4**
X Slope of the Ramp / Pad	(%)	0.3
Top Landing Length	(in)	48.0
Top Landing Slope	(%)	1.9
Top Landing X Slope	(%)	0.5

Left Flare	(%)	8.7
Right Flare	(%)	**10.8**
Gutter Slope	(%)	1.1
Gutter XSlope	(%)	0.3
Gutter Lip	(in)	**0.25**
Truncated Domes	(y/n)	**NO**

Street Grade (Left / Right)	(%)	0.5	2.1
Stop/Yield Control:	(y/n)	Yes-Stop Sign	
Within Crosswalk	(y/n)	YES	
Crosswalks Served:		1 X-walk	
Tee Intersection:	(y/n)	No	
Vertical Curb:		Vertical	





Total Costs for Curb Ramps at : 13th St and Riverside Ave **$13,500.00**

E Parallel

983 Gutter

CBC 2016 **11B-406.5.8**
CBC 2007 **1127B.5.3**
ADAAG **4.7.2**
ADA-2010 **406.2**
PROWAG **R304.5.4**

• *As-Built Description:*
The slope of the gutter area or street at the foot of a curb ramp, blended transition, pedestrian pad, or island cut through exceeds 1:20 (5%) in the direction of the pedestrian crossing.

• *As-is* 5.4%

• *Proposed Solution:*
Demolish gutter or street area as required and provide 48" x 48" area at foot of curb ramp, blended transition, pedestrian pad, or island cut through with slope no greater than 5%.

Unit Cost **$3000.00**

Priority
57





		LEFT	RIGHT
Width of Ramp / Pad	(in)	58.0	48.0
Length of Ramp / Pad	(in)	104.0	173.0
Slope of the Ramp / Pad	(%)	6.1	0.5
X Slope of the Ramp / Pad	(%)	0.5	1.3
Top Landing Length	(in)	48.0	48.0
Top Landing Slope	(%)	1.2	1.6
Top Landing X Slope	(%)	1.8	1.5
Bottom Landing Length	(in)	60.0	
Bottom Landing Slope	(%)	1.4	
Bottom Landing X Slope	(%)	0.0	
Gutter Slope	(%)	**5.4**	
Gutter XSlope	(%)	0.7	
Gutter Lip	(in)	0.0	
Truncated Domes	(y/n)	YES	
Dome Setback	(in)	**12.0**	
Street Grade (Left / Right)	(%)	0.3	0.1
Stop/Yield Control:	(y/n)	Yes-Stop Sign	
Within Crosswalk	(y/n)	YES	
Crosswalks Served:		1 X-walk	
Tee Intersection:	(y/n)	No	
Vertical Curb:		Vertical	

N Parallel

982 Detectable Warnings

CBC 2016 **11B-705.1.2.2**
CBC 2007 **1127B.5.7**
ADAAG **4.7.7**
ADA-2010 **705.1**
PROWAG **R305.1**

• *As-Built Description:*
Contrasting detectable warning surface not provided where a curb ramp, landing, blended transition, pedestrian pad, or island cut through connects to a street.

• *Proposed Solution:*
Install a compliant truncated dome surface that extends the full width and depth (36" min.) of the curb ramp, landing, blended transition, pedestrian pad, or island cut through, excluding the flared sides, inside the grooved

Unit Cost **$2500.00**

Priority
73





		LEFT	RIGHT
Width of Ramp / Pad	(in)	53.0	54.0
Length of Ramp / Pad	(in)	130.0	94.0
Slope of the Ramp / Pad	(%)	7.0	7.1
X Slope of the Ramp / Pad	(%)	0.4	0.8
Top Landing Length	(in)	48.0	48.0
Top Landing Slope	(%)	1.3	1.0
Top Landing X Slope	(%)	2.0	2.0
Bottom Landing Length	(in)	115.0	
Bottom Landing Slope	(%)	1.6	
Bottom Landing X Slope	(%)	0.3	
Gutter Slope	(%)	2.8	
Gutter XSlope	(%)	0.0	
Gutter Lip	(in)	0.0	
Truncated Domes	(y/n)	**Not Contrasting**	
Dome Setback	(in)	**6.0**	
Street Grade (Left / Right)	(%)	0.5	0.6
Stop/Yield Control:	(y/n)	No	
Within Crosswalk	(y/n)	**NO**	
Crosswalks Served:		1 X-walk	
Tee Intersection:	(y/n)	No	
Vertical Curb:		Vertical	

S Perpendicular

984 Ramp Landing

- *As-Built Description:*

Running slope at top landing of existing perpendicular curb ramp exceeds the 1:48 (2%) maximum.

- *As-is* 2.9%
- *Proposed Solution:*

Demolish existing and provide new, perpendicular curb ramp, including detectable warning surfaces, and top and bottom landings as required.

CBC 2016 **11B-406.5.3**
CBC 2007 **1127B.5.4**
ADAAG **4.8.4; 4.8.6**
PROWAG **R304.2.2**

Unit Cost **$6500.00**

Priority
71.5




Width of Ramp / Pad	(in)	50.0
Length of Ramp / Pad	(in)	114.0
Slope of the Ramp / Pad	(%)	6.9
X Slope of the Ramp / Pad	(%)	0.2
Top Landing Length	(in)	48.0
Top Landing Slope	(%)	**2.9**
Top Landing X Slope	(%)	**2.9**
Left Flare	(%)	N/A
Right Flare	(%)	7.7
Gutter Slope	(%)	**6.6**
Gutter XSlope	(%)	0.0
Gutter Lip	(in)	0.0
Truncated Domes	(y/n)	YES
Dome Setback	(in)	**10.0**
Street Grade (Left / Right)	(%)	1.2 1.4
Stop/Yield Control:	(y/n)	No
Crosswalks Served:		No X-walk
Tee Intersection:	(y/n)	No
Vertical Curb:		Vertical

W Perpendicular

981 Ramp Flare

- *As-Built Description:*

Slope of flare(s) along curb at perpendicular curb ramp exceed(s) 10%.

- *As-is* Right: 11.4%
- *Proposed Solution:*

Demolish existing and provide new, perpendicular curb ramp, including detectable warning surfaces, and top and bottom landings as required.

- *Notes:* 2" lip from gutter to street

CBC 2016 **11B-406.2.2**
CBC 2007 **1127B.5.3**
ADAAG **4.7.5**
ADA-2010 **406.3**
PROWAG **R304.2.3**

Unit Cost **$6500.00**

Priority
62




Width of Ramp / Pad	(in)	48.0
Length of Ramp / Pad	(in)	86.0
Slope of the Ramp / Pad	(%)	7.9
X Slope of the Ramp / Pad	(%)	0.6
Top Landing Length	(in)	48.0
Top Landing Slope	(%)	0.9
Top Landing X Slope	(%)	0.7
Left Flare	(%)	9.0
Right Flare	(%)	**11.4**
Gutter Slope	(%)	2.4
Gutter XSlope	(%)	0.6
Gutter Lip	(in)	0.0
Truncated Domes	(y/n)	YES
Dome Setback	(in)	6.0
Street Grade (Left / Right)	(%)	0.9 1.5
Stop/Yield Control:	(y/n)	Yes-Stop Sign
Crosswalks Served:		No X-walk
Tee Intersection:	(y/n)	No
Vertical Curb:		Vertical

Total Costs for Curb Ramps at : 13th St and Robertson Blvd **$18,500.00**

E No Sidewalk, Curb Ramp Not Required

937 Pedestrian Access Route

- *As-Built Description:*

No curb, curb ramp, or sidewalk provided. Pedestrian access route is along the vehicular lane and is not separated by a curb or other cane detectable warning.

- *Proposed Solution:*

When curb or sidewalk is installed along either street, provide accessible curb ramp.

CBC 2007 **1127B.5.1**
ADAAG **4.7.1**
PROWAG **R304.1**

Unit Cost **$0.00**

Priority
72

		LEFT	RIGHT
Width of Ramp / Pad	(in)	N/A	N/A
Slope of the Ramp / Pad	(%)	N/A	N/A
X Slope of the Ramp / Pad	(%)	N/A	N/A

Stop/Yield Control:	(y/n)	No
Crosswalks Served:		No X-walk
Tee Intersection:	(y/n)	No
Vertical Curb:		Vertical



N No Sidewalk, Curb Ramp Not Required

940 Pedestrian Access Route

- *As-Built Description:*

No curb, curb ramp, or sidewalk provided. Pedestrian access route is along the vehicular lane and is not separated by a curb or other cane detectable warning.

- *Proposed Solution:*

When curb or sidewalk is installed along either street, provide accessible curb ramp.

CBC 2007 **1127B.5.1**
ADAAG **4.7.1**
PROWAG **R304.1**

Unit Cost **$0.00**

Priority
72

		LEFT	RIGHT
Width of Ramp / Pad	(in)	N/A	N/A
Slope of the Ramp / Pad	(%)	N/A	N/A
X Slope of the Ramp / Pad	(%)	N/A	N/A

Stop/Yield Control:	(y/n)	No
Crosswalks Served:		No X-walk
Tee Intersection:	(y/n)	No
Vertical Curb:		Vertical



S No Sidewalk, Curb Ramp Not Required

938 Pedestrian Access Route

- *As-Built Description:*

No curb, curb ramp, or sidewalk provided. Pedestrian access route is along the vehicular lane and is not separated by a curb or other cane detectable warning.

- *Proposed Solution:*

When curb or sidewalk is installed along either street, provide accessible curb ramp.

CBC 2007 **1127B.5.1**
ADAAG **4.7.1**
PROWAG **R304.1**

Unit Cost **$0.00**

Priority
72

		LEFT	RIGHT
Width of Ramp / Pad	(in)	N/A	N/A
Slope of the Ramp / Pad	(%)	N/A	N/A
X Slope of the Ramp / Pad	(%)	N/A	N/A

Stop/Yield Control:	(y/n)	No
Crosswalks Served:		No X-walk
Tee Intersection:	(y/n)	No
Vertical Curb:		Vertical



W No Sidewalk, Curb Ramp Not Required

939 Pedestrian Access Route

- *As-Built Description:*

No curb, curb ramp, or sidewalk provided. Pedestrian access route is along the vehicular lane and is not separated by a curb or other cane detectable warning.

- *Proposed Solution:*

When curb or sidewalk is installed along either street, provide accessible curb ramp.

CBC 2007 **1127B.5.1**
ADAAG **4.7.1**
PROWAG **R304.1**

Unit Cost **$0.00**

Priority
72

		LEFT	RIGHT
Width of Ramp / Pad	(in)	N/A	N/A
Slope of the Ramp / Pad	(%)	N/A	N/A
X Slope of the Ramp / Pad	(%)	N/A	N/A

Stop/Yield Control:	(y/n)	No
Crosswalks Served:		No X-walk
Tee Intersection:	(y/n)	No
Vertical Curb:		Vertical



Total Costs for Curb Ramps at : 13th St and Sonoma Ave **$0.00**

E Parallel

1009 Ramp Width

- *As-Built Description:*
  Clear width of ramp run is less than 48". (ADAAG requires 36" min)
- *As-is* Left: 46.0" Right: 36.0"
- *Proposed Solution:*
  Demolish existing and provide new, parallel curb ramp, including detectable warning surfaces, and top and bottom landings as required.

CBC 2016 **11B-406.5.2**
CBC 2007 **1127B.5.2**
ADAAG **4.7.3**
PROWAG **R304.5.1**

Unit Cost **$7000.00**

Priority
69





		LEFT	RIGHT
Width of Ramp / Pad	(in)	**46.0**	**36.0**
Length of Ramp / Pad	(in)	107.0	101.0
Slope of the Ramp / Pad	(%)	7.1	5.7
X Slope of the Ramp / Pad	(%)	2.0	1.8
Top Landing Length	(in)	48.0	48.0
Top Landing Slope	(%)	0.8	0.6
Top Landing X Slope	(%)	1.6	**3.0**
Bottom Landing Length	(in)	48.0	
Bottom Landing Slope	(%)	1.9	
Bottom Landing X Slope	(%)	0.5	
Gutter Slope	(%)	**8.9**	
Gutter XSlope	(%)	0.1	
Gutter Lip	(in)	0.0	
Truncated Domes	(y/n)	Non-Compliant	
Dome Setback	(in)	**10.0**	
Street Grade (Left / Right)	(%)	0.1	N/A
Stop/Yield Control:	(y/n)	No	
Within Crosswalk	(y/n)	YES	
Crosswalks Served:		1 X-walk	
Tee Intersection:	(y/n)	Yes	
Vertical Curb:		Vertical	

N Parallel

1008 Ramp Width

- *As-Built Description:*
  Clear width of ramp run is less than 48". (ADAAG requires 36" min)
- *As-is* Left: 46.0" Right: 46.0"
- *Proposed Solution:*
  Demolish existing and provide new, parallel curb ramp, including detectable warning surfaces, and top and bottom landings as required.

CBC 2016 **11B-406.5.2**
CBC 2007 **1127B.5.2**
ADAAG **4.7.3**
PROWAG **R304.5.1**

Unit Cost **$7000.00**

Priority
61.5





		LEFT	RIGHT
Width of Ramp / Pad	(in)	**46.0**	**46.0**
Length of Ramp / Pad	(in)	122.0	102.0
Slope of the Ramp / Pad	(%)	4.9	5.8
X Slope of the Ramp / Pad	(%)	1.9	0.0
Top Landing Length	(in)	48.0	48.0
Top Landing Slope	(%)	0.1	0.5
Top Landing X Slope	(%)	0.3	0.3
Bottom Landing Length	(in)	48.0	
Bottom Landing Slope	(%)	1.3	
Bottom Landing X Slope	(%)	0.6	
Gutter Slope	(%)	**8.1**	
Gutter XSlope	(%)	0.2	
Gutter Lip	(in)	0.0	
Truncated Domes	(y/n)	Non-Compliant	
Dome Setback	(in)	**10.0**	
Street Grade (Left / Right)	(%)	0.1	N/A
Stop/Yield Control:	(y/n)	No	
Within Crosswalk	(y/n)	YES	
Crosswalks Served:		1 X-walk	
Tee Intersection:	(y/n)	Yes	
Vertical Curb:		Vertical	

S Parallel

1010 Ramp Cross Slope

CBC 2016 **11B-406.5.7**
ADAAG **4.8.6**
PROWAG **R304.5.3**

- *As-Built Description:*
  Cross slope of existing parallel curb ramp exceeds 2%.
- *As-is* Left: 2.5% Right: 3.1%
- *Proposed Solution:*
  Demolish existing and provide new parallel curb ramp including detectable warning surfaces, and top and bottom landings as required.

Unit Cost **$7000.00**

Priority
80





		LEFT	RIGHT
Width of Ramp / Pad	(in)	48.0	**46.0**
Length of Ramp / Pad	(in)	91.0	86.0
Slope of the Ramp / Pad	(%)	7.6	6.4
X Slope of the Ramp / Pad	(%)	**2.5**	**3.1**
Top Landing Length	(in)	48.0	48.0
Top Landing Slope	(%)	**5.4**	0.1
Top Landing X Slope	(%)	0.9	**3.3**
Bottom Landing Length	(in)	**46.0**	
Bottom Landing Slope	(%)	**2.7**	
Bottom Landing X Slope	(%)	1.0	
Gutter Slope	(%)	**7.4**	
Gutter XSlope	(%)	1.1	
Gutter Lip	(in)	0.0	
Truncated Domes	(y/n)	**NO**	
Street Grade (Left / Right)	(%)	0.1	1.0
Stop/Yield Control:	(y/n)	No	
Within Crosswalk		**<48"**	
Crosswalks Served:	(y/n)	2 X-walk	
Tee Intersection:		Yes	
Vertical Curb:		Vertical	

W Parallel

1007 Ramp Width

CBC 2016 **11B-406.5.2**
CBC 2007 **1127B.5.2**
ADAAG **4.7.3**
PROWAG **R304.5.1**

- *As-Built Description:*
  Clear width of ramp run is less than 48". (ADAAG requires 36" min)
- *As-is* Left: 47.0"
- *Proposed Solution:*
  Demolish existing and provide new, parallel curb ramp, including detectable warning surfaces, and top and bottom landings as required.

Unit Cost **$7000.00**

Priority
63





		LEFT	RIGHT
Width of Ramp / Pad	(in)	**47.0**	48.0
Length of Ramp / Pad	(in)	142.0	128.0
Slope of the Ramp / Pad	(%)	5.5	5.6
X Slope of the Ramp / Pad	(%)	0.1	1.9
Top Landing Length	(in)	48.0	48.0
Top Landing Slope	(%)	0.8	1.6
Top Landing X Slope	(%)	1.0	**4.8**
Bottom Landing Length	(in)	54.0	
Bottom Landing Slope	(%)	0.8	
Bottom Landing X Slope	(%)	1.0	
Gutter Slope	(%)	**6.7**	
Gutter XSlope	(%)	1.2	
Gutter Lip	(in)	0.0	
Truncated Domes	(y/n)	**Not Contrasting**	
Dome Setback	(in)	**6.0**	
Street Grade (Left / Right)	(%)	0.0	0.9
Stop/Yield Control:	(y/n)	No	
Within Crosswalk	(y/n)	YES	
Crosswalks Served:		2 X-walk	
Tee Intersection:	(y/n)	Yes	
Vertical Curb:		Vertical	

Total Costs for Curb Ramps at : 13th St and Trinity Ave **$28,000.00**

E Perpendicular

915 Ramp Slope

- *As-Built Description:*

Running slope of existing perpendicular curb ramp is less than 5% or greater than 8.3%.

- *As-is* 8.7%
- *Proposed Solution:*

Demolish existing and provide new, perpendicular curb ramp, including detectable warning surfaces, and top and bottom landings as required.

CBC 2016 **11B-406.2.1**
CBC 2007 **1127B.5.3**
ADAAG **4.7.2; 4.8.2**
ADA-2010 **405.2**
PROWAG **R304.2.2**

Unit Cost **$6500.00**

Priority

96.5

Width of Ramp / Pad	(in)	53.0
Length of Ramp / Pad	(in)	73.0
Slope of the Ramp / Pad	(%)	**8.7**
X Slope of the Ramp / Pad	(%)	1.4
Top Landing Length	(in)	48.0
Top Landing Slope	(%)	**2.9**
Top Landing X Slope	(%)	0.3
Left Flare	(%)	8.8
Right Flare	(%)	9.8
Gutter Slope	(%)	**9.7**
Gutter XSlope	(%)	1.5
Gutter Lip	(in)	**1.0**
Truncated Domes	(y/n)	**NO**
Street Grade (Left / Right)	(%)	0.7 1.0
Stop/Yield Control:	(y/n)	Yes-Stop Sign
Within Crosswalk	(y/n)	YES
Crosswalks Served:		2 X-walk
Tee Intersection:	(y/n)	Yes
Vertical Curb:		Vertical





N Curb Ramp Required

914 Access Route

- *As-Built Description:*

Curb ramp or blended transition not provided where a pedestrian access route crosses a curb.

- *Proposed Solution:*

Provide a parallel curb ramp, including detectable warning surfaces, and top and bottom landings as required.

CBC 2007 **1127B.5.1**
ADAAG **4.7.1**
PROWAG **R207.1**

Unit Cost **$7000.00**

Priority

62

		LEFT	RIGHT
Width of Ramp / Pad	(in)	N/A	N/A
Slope of the Ramp / Pad	(%)	N/A	N/A
X Slope of the Ramp / Pad	(%)	N/A	N/A
Stop/Yield Control:	(y/n)	No	
Crosswalks Served:		1 X-walk	
Tee Intersection:	(y/n)	Yes	
Vertical Curb:		Vertical	



S Perpendicular

916 Gutter

- *As-Built Description:*

The slope of the gutter area or street at the foot of a curb ramp, blended transition, pedestrian pad, or island cut through exceeds 1:20 (5%) in the direction of the pedestrian crossing.

- *As-is* 9.4%
- *Proposed Solution:*

Demolish gutter or street area as required and provide 48" x 48" area at foot of curb ramp, blended transition, pedestrian pad, or island cut through with slope no greater than 5%.

CBC 2016 **11B-406.5.8**
CBC 2007 **1127B.5.3**
ADAAG **4.7.2**
ADA-2010 **406.2**
PROWAG **R304.5.4**

Unit Cost **$3000.00**

Priority

89

Width of Ramp / Pad	(in)	53.0
Length of Ramp / Pad	(in)	72.0
Slope of the Ramp / Pad	(%)	6.4
X Slope of the Ramp / Pad	(%)	0.3
Top Landing Length	(in)	48.0
Top Landing Slope	(%)	1.3
Top Landing X Slope	(%)	0.4
Left Flare	(%)	7.4
Right Flare	(%)	7.5
Gutter Slope	(%)	**9.4**
Gutter XSlope	(%)	0.2
Gutter Lip	(in)	**1.0**
Truncated Domes	(y/n)	**NO**
Street Grade (Left / Right)	(%)	0.9 1.4
Stop/Yield Control:	(y/n)	No
Within Crosswalk	(y/n)	YES
Crosswalks Served:		1 X-walk
Tee Intersection:	(y/n)	Yes
Vertical Curb:		Vertical





Total Costs for Curb Ramps at : 13th St and Ventura Ave **$16,500.00**

Total Costs for Curb Ramps along : 13th St **$194,500.00**

Year Completed	Intersection ID	Survey Street	Cross Street
TBD	39	14th St	Alameda Ave

Orientation & ID #	Ramp Type	Existing Access Barrier and Proposed Solution	Codes / Mitigation Info	Measurements

E Perpendicular

1067 Ramp Slope

- *As-Built Description:*
  Running slope of existing perpendicular curb ramp is less than 5% or greater than 8.3%.
- *As-is* 18.4%
- *Proposed Solution:*
  Demolish existing and provide new, perpendicular curb ramp, including detectable warning surfaces, and top and bottom landings as required.

CBC 2016 **11B-406.2.1**
CBC 2007 **1127B.5.3**
ADAAG **4.7.2; 4.8.2**
ADA-2010 **405.2**
PROWAG **R304.2.2**

Unit Cost **$6500.00**

Priority
94

Width of Ramp / Pad	(in)	49.0
Length of Ramp / Pad	(in)	**41.0**
Slope of the Ramp / Pad	(%)	**18.4**
X Slope of the Ramp / Pad	(%)	**3.5**
Top Landing Length	(in)	49.0
Top Landing Slope	(%)	**4.0**
Top Landing X Slope	(%)	**2.9**
Left Flare	(%)	**19.2**
Right Flare	(%)	**22.4**
Gutter Slope	(%)	4.8
Gutter XSlope	(%)	1.7
Gutter Lip	(in)	**0.5**
Truncated Domes	(y/n)	**NO**
Street Grade (Left / Right)	(%)	1.6 1.0
Stop/Yield Control:	(y/n)	No
Crosswalks Served:		No X-walk
Tee Intersection:	(y/n)	No
Vertical Curb:		Vertical





N No Sidewalk, Curb Ramp Not Required

1068 Pedestrian Access Route

- *As-Built Description:*
  No curb, curb ramp, or sidewalk provided. Pedestrian access route is along the vehicular lane and is not separated by a curb or other cane detectable warning.
- *Proposed Solution:*
  When curb or sidewalk is installed along either street, provide accessible curb ramp.

CBC 2007 **1127B.5.1**
ADAAG **4.7.1**
PROWAG **R304.1**

Unit Cost **$0.00**

Priority
44

		LEFT	RIGHT
Width of Ramp / Pad	(in)	N/A	N/A
Slope of the Ramp / Pad	(%)	N/A	N/A
X Slope of the Ramp / Pad	(%)	N/A	N/A
Stop/Yield Control:	(y/n)	No	
Crosswalks Served:		No X-walk	
Tee Intersection:	(y/n)	No	
Vertical Curb:		Vertical	



S No Sidewalk, Curb Ramp Not Required

1066 Pedestrian Access Route

CBC 2007 **1127B.5.1**
ADAAG **4.7.1**
PROWAG **R304.1**

		LEFT	RIGHT
Width of Ramp / Pad	(in)	N/A	N/A
Slope of the Ramp / Pad	(%)	N/A	N/A
X Slope of the Ramp / Pad	(%)	N/A	N/A

• *As-Built Description:*

No curb, curb ramp, or sidewalk provided. Pedestrian access route is along the vehicular lane and is not separated by a curb or other cane detectable warning.

• *Proposed Solution:*

When curb or sidewalk is installed along either street, provide accessible curb ramp.

Unit Cost **$0.00**

Priority
44

Stop/Yield Control:	(y/n)	No
Crosswalks Served:		No X-walk
Tee Intersection:	(y/n)	No
Vertical Curb:		Vertical



W Curb Ramp Required

1069 Access Route

CBC 2007 **1127B.5.1**
ADAAG **4.7.1**
PROWAG **R207.1**

		LEFT	RIGHT
Width of Ramp / Pad	(in)	N/A	N/A
Slope of the Ramp / Pad	(%)	N/A	N/A
X Slope of the Ramp / Pad	(%)	N/A	N/A

• *As-Built Description:*

Curb ramp or blended transition not provided where a pedestrian access route crosses a curb.

• *Proposed Solution:*

Provide a parallel curb ramp, including detectable warning surfaces, and top and bottom landings as required.

Unit Cost **$7000.00**

Priority
44

Stop/Yield Control:	(y/n)	No
Crosswalks Served:		No X-walk
Tee Intersection:	(y/n)	No
Vertical Curb:		Vertical



Total Costs for Curb Ramps at : 14th St and Alameda Ave **$13,500.00**

E No Sidewalk, Curb Ramp Not Required

1062 Pedestrian Access Route

- *As-Built Description:*

No curb, curb ramp, or sidewalk provided. Pedestrian access route is along the vehicular lane and is not separated by a curb or other cane detectable warning.

- *Proposed Solution:*

When curb or sidewalk is installed along either street, provide accessible curb ramp.

CBC 2007 **1127B.5.1**
ADAAG **4.7.1**
PROWAG **R304.1**

Unit Cost **$0.00**

Priority
42

		LEFT	RIGHT
Width of Ramp / Pad	(in)	N/A	N/A
Slope of the Ramp / Pad	(%)	N/A	N/A
X Slope of the Ramp / Pad	(%)	N/A	N/A

Stop/Yield Control:	(y/n)	No
Crosswalks Served:		No X-walk
Tee Intersection:	(y/n)	No
Vertical Curb:		Vertical



N No Sidewalk, Curb Ramp Not Required

1063 Pedestrian Access Route

- *As-Built Description:*

No curb, curb ramp, or sidewalk provided. Pedestrian access route is along the vehicular lane and is not separated by a curb or other cane detectable warning.

- *Proposed Solution:*

When curb or sidewalk is installed along either street, provide accessible curb ramp.

CBC 2007 **1127B.5.1**
ADAAG **4.7.1**
PROWAG **R304.1**

Unit Cost **$0.00**

Priority
42

		LEFT	RIGHT
Width of Ramp / Pad	(in)	N/A	N/A
Slope of the Ramp / Pad	(%)	N/A	N/A
X Slope of the Ramp / Pad	(%)	N/A	N/A

Stop/Yield Control:	(y/n)	No
Crosswalks Served:		No X-walk
Tee Intersection:	(y/n)	No
Vertical Curb:		Vertical



S Curb Ramp Required

1065 Access Route

- *As-Built Description:*
  Curb ramp or blended transition not provided where a pedestrian access route crosses a curb.
- *Proposed Solution:*
  Provide a parallel curb ramp, including detectable warning surfaces, and top and bottom landings as required.

CBC 2007 **1127B.5.1**
ADAAG **4.7.1**
PROWAG **R207.1**

Unit Cost **$7000.00**

Priority
32

		LEFT	RIGHT
Width of Ramp / Pad	(in)	N/A	N/A
Slope of the Ramp / Pad	(%)	N/A	N/A
X Slope of the Ramp / Pad	(%)	N/A	N/A

Stop/Yield Control:	(y/n)	No
Crosswalks Served:		No X-walk
Tee Intersection:	(y/n)	No
Vertical Curb:		Vertical



W No Sidewalk, Curb Ramp Not Required

1064 Pedestrian Access Route

- *As-Built Description:*
  No curb, curb ramp, or sidewalk provided. Pedestrian access route is along the vehicular lane and is not separated by a curb or other cane detectable warning.
- *Proposed Solution:*
  When curb or sidewalk is installed along either street, provide accessible curb ramp.

CBC 2007 **1127B.5.1**
ADAAG **4.7.1**
PROWAG **R304.1**

Unit Cost **$0.00**

Priority
42

		LEFT	RIGHT
Width of Ramp / Pad	(in)	N/A	N/A
Slope of the Ramp / Pad	(%)	N/A	N/A
X Slope of the Ramp / Pad	(%)	N/A	N/A

Stop/Yield Control:	(y/n)	No
Crosswalks Served:		No X-walk
Tee Intersection:	(y/n)	No
Vertical Curb:		Vertical



Total Costs for Curb Ramps at : 14th St and Colusa Ave **$7,000.00**

E Parallel

1070 Ramp Landing

CBC 2016 **11B-406.3.2**
ADAAG **4.8.4; 4.8.6**
PROWAG **R304.3.2**

• *As-Built Description:*
Running slope at bottom landing of existing parallel curb ramp exceeds 2%.

• *As-is* 2.2%

• *Proposed Solution:*
Demolish existing bottom landing and provide new, including detectable warning surface. Ramp to remain.

Unit Cost **$3500.00**

Priority
56





		LEFT	RIGHT
Width of Ramp / Pad	(in)	54.0	48.0
Length of Ramp / Pad	(in)	120.0	132.0
Slope of the Ramp / Pad	(%)	5.3	5.2
X Slope of the Ramp / Pad	(%)	1.3	1.9
Top Landing Length	(in)	48.0	**0.0**
Top Landing Slope	(%)	0.5	N/A
Top Landing X Slope	(%)	1.2	N/A
Bottom Landing Length	(in)	48.0	
Bottom Landing Slope	(%)	**2.2**	
Bottom Landing X Slope	(%)	1.2	
Gutter Slope	(%)	**7.5**	
Gutter XSlope	(%)	0.7	
Gutter Lip	(in)	0.0	
Truncated Domes	(y/n)	Non-Compliant	
Dome Setback	(in)	**12.0**	
Street Grade (Left / Right)	(%)	0.5	0.8
Stop/Yield Control:	(y/n)	Yes-Stop Sign	
Crosswalks Served:		No X-walk	
Tee Intersection:	(y/n)	No	
Vertical Curb:		Vertical	

N Parallel

1073 Ramp Width

CBC 2016 **11B-406.5.2**
CBC 2007 **1127B.5.2**
ADAAG **4.7.3**
PROWAG **R304.5.1**

• *As-Built Description:*
Clear width of ramp run is less than 48". (ADAAG requires 36" min)

• *As-is* Left: 47.0"

• *Proposed Solution:*
Demolish existing and provide new, parallel curb ramp, including detectable warning surfaces, and top and bottom landings as required.

Unit Cost **$7000.00**

Priority
54.5





		LEFT	RIGHT
Width of Ramp / Pad	(in)	**47.0**	53.0
Length of Ramp / Pad	(in)	130.0	125.0
Slope of the Ramp / Pad	(%)	3.1	5.0
X Slope of the Ramp / Pad	(%)	1.0	0.1
Top Landing Length	(in)	**0.0**	48.0
Top Landing Slope	(%)	N/A	0.1
Top Landing X Slope	(%)	N/A	1.8
Bottom Landing Length	(in)	48.0	
Bottom Landing Slope	(%)	**2.9**	
Bottom Landing X Slope	(%)	0.2	
Gutter Slope	(%)	2.1	
Gutter XSlope	(%)	0.2	
Gutter Lip	(in)	0.0	
Truncated Domes	(y/n)	Non-Compliant	
Dome Setback	(in)	**11.0**	
Street Grade (Left / Right)	(%)	3.5	1.8
Stop/Yield Control:	(y/n)	No	
Crosswalks Served:		No X-walk	
Tee Intersection:	(y/n)	No	
Vertical Curb:		Vertical	

S Parallel

1071 Ramp Landing

- *As-Built Description:*
  Cross slope at top landing of existing parallel curb ramp exceeds 2%.
- *As-is* Right: 2.6%
- *Proposed Solution:*
  Demolish existing and provide new top landing sloped at 2% max. Curb ramp to remain.

CBC 2016 **11B-406.5.3**
CBC 2007 **1127B.5.4**
ADAAG **4.8.4; 4.8.6**
PROWAG **R304.5.3**

Unit Cost **$3500.00**

Priority
54.5





		LEFT	RIGHT
Width of Ramp / Pad	(in)	48.0	54.0
Length of Ramp / Pad	(in)	125.0	121.0
Slope of the Ramp / Pad	(%)	7.6	5.9
X Slope of the Ramp / Pad	(%)	1.8	0.8
Top Landing Length	(in)	**0.0**	48.0
Top Landing Slope	(%)	N/A	0.5
Top Landing X Slope	(%)	N/A	**2.6**
Bottom Landing Length	(in)	48.0	
Bottom Landing Slope	(%)	0.7	
Bottom Landing X Slope	(%)	1.0	
Gutter Slope	(%)	**6.0**	
Gutter XSlope	(%)	0.4	
Gutter Lip	(in)	0.0	
Truncated Domes	(y/n)	Non-Compliant	
Dome Setback	(in)	**12.0**	
Street Grade (Left / Right)	(%)	1.0	0.1
Stop/Yield Control:	(y/n)	No	
Crosswalks Served:		No X-walk	
Tee Intersection:	(y/n)	No	
Vertical Curb:		Vertical	

W Parallel

1072 Ramp Width

- *As-Built Description:*
  Clear width of ramp run is less than 48". (ADAAG requires 36" min)
- *As-is* Right: 42.0"
- *Proposed Solution:*
  Demolish existing and provide new, parallel curb ramp, including detectable warning surfaces, and top and bottom landings as required.

CBC 2016 **11B-406.5.2**
CBC 2007 **1127B.5.2**
ADAAG **4.7.3**
PROWAG **R304.5.1**

Unit Cost **$7000.00**

Priority
50





		LEFT	RIGHT
Width of Ramp / Pad	(in)	48.0	**42.0**
Length of Ramp / Pad	(in)	100.0	132.0
Slope of the Ramp / Pad	(%)	6.5	4.2
X Slope of the Ramp / Pad	(%)	0.8	0.4
Top Landing Length	(in)	48.0	48.0
Top Landing Slope	(%)	0.5	0.5
Top Landing X Slope	(%)	**2.3**	**2.5**
Bottom Landing Length	(in)	48.0	
Bottom Landing Slope	(%)	1.6	
Bottom Landing X Slope	(%)	1.6	
Gutter Slope	(%)	2.6	
Gutter XSlope	(%)	0.9	
Gutter Lip	(in)	0.0	
Truncated Domes	(y/n)	Non-Compliant	
Dome Setback	(in)	**12.0**	
Street Grade (Left / Right)	(%)	1.0	2.1
Stop/Yield Control:	(y/n)	Yes-Stop Sign	
Crosswalks Served:		No X-walk	
Tee Intersection:	(y/n)	No	
Vertical Curb:		Vertical	

Total Costs for Curb Ramps at : 14th St and Humboldt Ave **$21,000.00**

E No Sidewalk, Curb Ramp Not Required

957 Pedestrian Access Route

- *As-Built Description:*

No curb, curb ramp, or sidewalk provided. Pedestrian access route is along the vehicular lane and is not separated by a curb or other cane detectable warning.

- *Proposed Solution:*

When curb or sidewalk is installed along either street, provide accessible curb ramp.

CBC 2007 **1127B.5.1**
ADAAG **4.7.1**
PROWAG **R304.1**

Unit Cost **$0.00**

Priority
56

		LEFT	RIGHT
Width of Ramp / Pad	(in)	N/A	N/A
Slope of the Ramp / Pad	(%)	N/A	N/A
X Slope of the Ramp / Pad	(%)	N/A	N/A

Stop/Yield Control:	(y/n)	No
Crosswalks Served:		No X-walk
Tee Intersection:	(y/n)	No
Vertical Curb:		Vertical



N No Sidewalk, Curb Ramp Not Required

956 Pedestrian Access Route

- *As-Built Description:*

No curb, curb ramp, or sidewalk provided. Pedestrian access route is along the vehicular lane and is not separated by a curb or other cane detectable warning.

- *Proposed Solution:*

When curb or sidewalk is installed along either street, provide accessible curb ramp.

CBC 2007 **1127B.5.1**
ADAAG **4.7.1**
PROWAG **R304.1**

Unit Cost **$0.00**

Priority
56

		LEFT	RIGHT
Width of Ramp / Pad	(in)	N/A	N/A
Slope of the Ramp / Pad	(%)	N/A	N/A
X Slope of the Ramp / Pad	(%)	N/A	N/A

Stop/Yield Control:	(y/n)	No
Crosswalks Served:		No X-walk
Tee Intersection:	(y/n)	No
Vertical Curb:		Vertical



S Curb Ramp Required

954 Access Route

- *As-Built Description:*
  Curb ramp or blended transition not provided where a pedestrian access route crosses a curb.
- *Proposed Solution:*
  Provide a parallel curb ramp, including detectable warning surfaces, and top and bottom landings as required.

CBC 2007 **1127B.5.1**
ADAAG **4.7.1**
PROWAG **R207.1**

Unit Cost **$7000.00**

Priority
46

		LEFT	RIGHT
Width of Ramp / Pad	(in)	N/A	N/A
Slope of the Ramp / Pad	(%)	N/A	N/A
X Slope of the Ramp / Pad	(%)	N/A	N/A

Stop/Yield Control:	(y/n)	No
Crosswalks Served:		No X-walk
Tee Intersection:	(y/n)	No
Vertical Curb:		Vertical



W No Sidewalk, Curb Ramp Not Required

955 Pedestrian Access Route

- *As-Built Description:*
  No curb, curb ramp, or sidewalk provided. Pedestrian access route is along the vehicular lane and is not separated by a curb or other cane detectable warning.
- *Proposed Solution:*
  When curb or sidewalk is installed along either street, provide accessible curb ramp.

CBC 2007 **1127B.5.1**
ADAAG **4.7.1**
PROWAG **R304.1**

Unit Cost **$0.00**

Priority
56

		LEFT	RIGHT
Width of Ramp / Pad	(in)	N/A	N/A
Slope of the Ramp / Pad	(%)	N/A	N/A
X Slope of the Ramp / Pad	(%)	N/A	N/A

Stop/Yield Control:	(y/n)	No
Crosswalks Served:		No X-walk
Tee Intersection:	(y/n)	No
Vertical Curb:		Vertical



Total Costs for Curb Ramps at : 14th St and Lake Ave **$7,000.00**

E No Sidewalk, Curb Ramp Not Required

949 Pedestrian Access Route

- *As-Built Description:*

No curb, curb ramp, or sidewalk provided. Pedestrian access route is along the vehicular lane and is not separated by a curb or other cane detectable warning.

- *Proposed Solution:*

When curb or sidewalk is installed along either street, provide accessible curb ramp.

CBC 2007 **1127B.5.1**
ADAAG **4.7.1**
PROWAG **R304.1**

Unit Cost **$0.00**

Priority
56

		LEFT	RIGHT
Width of Ramp / Pad	(in)	N/A	N/A
Slope of the Ramp / Pad	(%)	N/A	N/A
X Slope of the Ramp / Pad	(%)	N/A	N/A

Stop/Yield Control:	(y/n)	No
Crosswalks Served:		No X-walk
Tee Intersection:	(y/n)	Yes
Vertical Curb:		Vertical



N Curb Ramp Required

948 Access Route

- *As-Built Description:*

Curb ramp or blended transition not provided where a pedestrian access route crosses a curb.

- *Proposed Solution:*

Provide a parallel curb ramp, including detectable warning surfaces, and top and bottom landings as required.

CBC 2007 **1127B.5.1**
ADAAG **4.7.1**
PROWAG **R207.1**

Unit Cost **$7000.00**

Priority
52

		LEFT	RIGHT
Width of Ramp / Pad	(in)	N/A	N/A
Slope of the Ramp / Pad	(%)	N/A	N/A
X Slope of the Ramp / Pad	(%)	N/A	N/A

Stop/Yield Control:	(y/n)	No
Crosswalks Served:		No X-walk
Tee Intersection:	(y/n)	Yes
Vertical Curb:		Vertical



S Curb Ramp Required

950 Access Route

CBC 2007 **1127B.5.1**
ADAAG **4.7.1**
PROWAG **R207.1**

		LEFT	RIGHT
Width of Ramp / Pad	(in)	N/A	N/A
Slope of the Ramp / Pad	(%)	N/A	N/A
X Slope of the Ramp / Pad	(%)	N/A	N/A

• *As-Built Description:*

Curb ramp or blended transition not provided where a pedestrian access route crosses a curb.

• *Proposed Solution:*

Provide a parallel curb ramp, including detectable warning surfaces, and top and bottom landings as required.

Unit Cost **$7000.00**

Priority

46

Stop/Yield Control:	(y/n)	No
Crosswalks Served:		No X-walk
Tee Intersection:	(y/n)	Yes
Vertical Curb:		Vertical



Total Costs for Curb Ramps at : 14th St and Monterey Ave **$14,000.00**

E No Sidewalk, Curb Ramp Not Required

1015 Pedestrian Access Route

CBC 2007 **1127B.5.1**
ADAAG **4.7.1**
PROWAG **R304.1**

		LEFT	RIGHT
Width of Ramp / Pad	(in)	N/A	N/A
Slope of the Ramp / Pad	(%)	N/A	N/A
X Slope of the Ramp / Pad	(%)	N/A	N/A

• *As-Built Description:*

No curb, curb ramp, or sidewalk provided. Pedestrian access route is along the vehicular lane and is not separated by a curb or other cane detectable warning.

• *Proposed Solution:*

When curb or sidewalk is installed along either street, provide accessible curb ramp.

Unit Cost **$0.00**

Priority

54

Stop/Yield Control:	(y/n)	No
Crosswalks Served:		2 X-walk
Tee Intersection:	(y/n)	No
Vertical Curb:		Vertical



N Parallel

1016 Detectable Warning Surface

CBC 2016 **11B-705.1.2.2**
ADAAG **4.7.7, 4.29.1&2**
ADA-2010 **705.1**

Unit Cost **$500.00**

• *As-Built Description:*
The detectable warning surface is not located between 6" - 8" from the curb line on a curb ramp or at the edges on a pedestrian island, cut-through island, pedestrian pad, perpendicular curb ramp or blended transition. (0" from curb line on a parallel curb ramp.)

• *As-is* 6.0"

• *Proposed Solution:*
Relocate the detectable warning surface.

Priority
60





		LEFT	RIGHT
Width of Ramp / Pad	(in)	48.0	48.0
Length of Ramp / Pad	(in)	117.0	115.0
Slope of the Ramp / Pad	(%)	5.7	6.1
X Slope of the Ramp / Pad	(%)	1.6	0.1
Top Landing Length	(in)	**0.0**	48.0
Top Landing Slope	(%)	N/A	0.4
Top Landing X Slope	(%)	N/A	1.5
Bottom Landing Length	(in)	54.0	
Bottom Landing Slope	(%)	0.8	
Bottom Landing X Slope	(%)	0.2	
Gutter Slope	(%)	2.7	
Gutter XSlope	(%)	0.5	
Gutter Lip	(in)	0.0	
Truncated Domes	(y/n)	Non-Compliant	
Dome Setback	(in)	**6.0**	
Street Grade (Left / Right)	(%)	5.1	0.6
Stop/Yield Control:	(y/n)	No	
Within Crosswalk	(y/n)	YES	
Crosswalks Served:		2 X-walk	
Tee Intersection:	(y/n)	No	
Vertical Curb:		Vertical	

S Parallel

1018 Ramp Width

CBC 2016 **11B-406.5.2**
CBC 2007 **1127B.5.2**
ADAAG **4.7.3**
PROWAG **R304.5.1**

Unit Cost **$7000.00**

• *As-Built Description:*
Clear width of ramp run is less than 48". (ADAAG requires 36" min)

• *As-is* Right: 47.0"

• *Proposed Solution:*
Demolish existing and provide new, parallel curb ramp, including detectable warning surfaces, and top and bottom landings as required.

Priority
50





		LEFT	RIGHT
Width of Ramp / Pad	(in)	53.0	**47.0**
Length of Ramp / Pad	(in)	125.0	120.0
Slope of the Ramp / Pad	(%)	6.1	4.7
X Slope of the Ramp / Pad	(%)	0.7	1.5
Top Landing Length	(in)	48.0	48.0
Top Landing Slope	(%)	1.1	0.3
Top Landing X Slope	(%)	**2.1**	**3.4**
Bottom Landing Length	(in)	50.0	
Bottom Landing Slope	(%)	1.9	
Bottom Landing X Slope	(%)	1.0	
Gutter Slope	(%)	4.4	
Gutter XSlope	(%)	0.5	
Gutter Lip	(in)	0.0	
Truncated Domes	(y/n)	Non-Compliant	
Dome Setback	(in)	**6.0**	
Street Grade (Left / Right)	(%)	0.4	1.5
Stop/Yield Control:	(y/n)	No	
Within Crosswalk	(y/n)	YES	
Crosswalks Served:		2 X-walk	
Tee Intersection:	(y/n)	No	
Vertical Curb:		Vertical	

W Parallel

1017 Ramp Cross Slope

- *As-Built Description:*

Cross slope of existing parallel curb ramp exceeds 2%.

- *As-is* Right: 2.5%
- *Proposed Solution:*

Demolish existing and provide new parallel curb ramp including detectable warning surfaces, and top and bottom landings as required.

CBC 2016 **11B-406.5.7**
ADAAG **4.8.6**
PROWAG **R304.5.3**

Unit Cost **$7000.00**

Priority
64.5





		LEFT	RIGHT
Width of Ramp / Pad	(in)	52.0	53.0
Length of Ramp / Pad	(in)	120.0	116.0
Slope of the Ramp / Pad	(%)	4.7	5.3
X Slope of the Ramp / Pad	(%)	0.8	**2.5**
Top Landing Length	(in)	48.0	**0.0**
Top Landing Slope	(%)	1.8	N/A
Top Landing X Slope	(%)	**2.8**	N/A
Bottom Landing Length	(in)	53.0	
Bottom Landing Slope	(%)	1.7	
Bottom Landing X Slope	(%)	1.0	
Gutter Slope	(%)	3.1	
Gutter XSlope	(%)	0.6	
Gutter Lip	(in)	0.0	
Truncated Domes	(y/n)	**Not Contrasting**	
Dome Setback	(in)	**6.0**	
Street Grade (Left / Right)	(%)	0.9	1.9
Stop/Yield Control:	(y/n)	No	
Within Crosswalk	(y/n)	YES	
Crosswalks Served:		2 X-walk	
Tee Intersection:	(y/n)	No	
Vertical Curb:		Vertical	

Total Costs for Curb Ramps at : 14th St and Orange Ave $14,500.00

N Perpendicular

966 Ramp Landing

- *As-Built Description:*

Top landing at existing perpendicular curb ramp or blended transition is less than 48" x 48" (60" length x ramp width preferred).

- *As-is* 47.0"
- *Proposed Solution:*

Demolish existing and provide new, parallel curb ramp, including detectable warning surfaces, and top and bottom landings as required.

CBC 2016 **11B-406.5.3**
CBC 2007 **1127B.5.4**
ADAAG **4.8.4**
ADA-2010 **405.7**
PROWAG **R304.2.1**

Unit Cost **$7000.00**

Priority
74.25





Width of Ramp / Pad	(in)	54.0	
Length of Ramp / Pad	(in)	76.0	
Slope of the Ramp / Pad	(%)	7.4	
X Slope of the Ramp / Pad	(%)	0.6	
Top Landing Length	(in)	**47.0**	
Top Landing Slope	(%)	1.9	
Top Landing X Slope	(%)	1.0	
Left Flare	(%)	8.2	
Right Flare	(%)	10.0	
Gutter Slope	(%)	3.1	
Gutter XSlope	(%)	0.4	
Gutter Lip	(in)	0.0	
Truncated Domes	(y/n)	**NO**	
Street Grade (Left / Right)	(%)	1.2	0.8
Stop/Yield Control:	(y/n)	No	
Crosswalks Served:		No X-walk	
Tee Intersection:	(y/n)	Yes	
Vertical Curb:		Vertical	

S No Sidewalk, Curb Ramp Not Required

968 Pedestrian Access Route

- *As-Built Description:*

No curb, curb ramp, or sidewalk provided. Pedestrian access route is along the vehicular lane and is not separated by a curb or other cane detectable warning.

- *Proposed Solution:*

When curb or sidewalk is installed along either street, provide accessible curb ramp.

CBC 2007 **1127B.5.1**
ADAAG **4.7.1**
PROWAG **R304.1**

Unit Cost **$0.00**

Priority
68

		LEFT	RIGHT
Width of Ramp / Pad	(in)	N/A	N/A
Slope of the Ramp / Pad	(%)	N/A	N/A
X Slope of the Ramp / Pad	(%)	N/A	N/A

Stop/Yield Control:	(y/n)	No
Crosswalks Served:		No X-walk
Tee Intersection:	(y/n)	Yes
Vertical Curb:		Vertical



W Perpendicular

967 Ramp Landing

- *As-Built Description:*

Top landing at existing perpendicular curb ramp or blended transition is less than 48" x 48" (60" length x ramp width preferred).

- *As-is* 18.0"
- *Proposed Solution:*

Demolish existing and provide new, parallel curb ramp, including detectable warning surfaces, and top and bottom landings as required.

CBC 2016 **11B-406.5.3**
CBC 2007 **1127B.5.4**
ADAAG **4.8.4**
ADA-2010 **405.7**
PROWAG **R304.2.1**

Unit Cost **$7000.00**

Priority
88

Width of Ramp / Pad	(in)	54.0
Length of Ramp / Pad	(in)	54.0
Slope of the Ramp / Pad	(%)	**11.3**
X Slope of the Ramp / Pad	(%)	0.9
Top Landing Length	(in)	**18.0**
Top Landing Slope	(%)	**3.5**
Top Landing X Slope	(%)	0.6

Left Flare	(%)	**10.5**
Right Flare	(%)	9.0
Gutter Slope	(%)	3.4
Gutter XSlope	(%)	0.6
Gutter Lip	(in)	**1.0**
Truncated Domes	(y/n)	**NO**

Street Grade (Left / Right)	(%)	2.1	1.2
Stop/Yield Control:	(y/n)	No	
Crosswalks Served:		No X-walk	
Tee Intersection:	(y/n)	Yes	
Vertical Curb:		Vertical	





Total Costs for Curb Ramps at : 14th St and Riverside Ave **$14,000.00**

E Perpendicular

985 Ramp Landing

CBC 2016 **11B-406.5.3**
CBC 2007 **1127B.5.4**
ADAAG **4.8.4; 4.8.6**
ADA-2010 **405.7**
PROWAG **R304.5.3**

• *As-Built Description:*
Cross slope at top landing of existing perpendicular curb ramp exceeds 2%.

• *As-is* 3.6%

• *Proposed Solution:*
Demolish existing and provide new, perpendicular curb ramp, including detectable warning surfaces, and top and bottom landings as required.

Unit Cost **$3250.00**

Priority
75

Width of Ramp / Pad	(in)	50.0
Length of Ramp / Pad	(in)	152.0
Slope of the Ramp / Pad	(%)	6.6
X Slope of the Ramp / Pad	(%)	0.7
Top Landing Length	(in)	48.0
Top Landing Slope	(%)	1.6
Top Landing X Slope	(%)	**3.6**
Left Flare	(%)	N/A
Right Flare	(%)	**13.5**
Gutter Slope	(%)	3.9
Gutter XSlope	(%)	0.8
Gutter Lip	(in)	0.0
Truncated Domes	(y/n)	YES
Dome Setback	(in)	8.0
Street Grade (Left / Right)	(%)	0.5 0.8
Stop/Yield Control:	(y/n)	Yes-Stop Sign
Crosswalks Served:		No X-walk
Tee Intersection:	(y/n)	Yes
Vertical Curb:		Vertical





S Parallel

986 Detectable Warning Surface

CBC 2016 **11B-705.1.2.2**
ADAAG **4.7.7, 4.29.1&2**
ADA-2010 **705.1**

• *As-Built Description:*
The detectable warning surface is not located between 6" - 8" from the curb line on a curb ramp or at the edges on a pedestrian island, cut-through island, pedestrian pad, perpendicular curb ramp or blended transition. (0" from curb line on a parallel curb ramp.)

• *As-is* 7.0"

• *Proposed Solution:*
Relocate the detectable warning surface.

Unit Cost **$500.00**

Priority
80

		LEFT	RIGHT
Width of Ramp / Pad	(in)	50.0	60.0
Length of Ramp / Pad	(in)	114.0	125.0
Slope of the Ramp / Pad	(%)	7.0	7.1
X Slope of the Ramp / Pad	(%)	0.8	0.9
Top Landing Length	(in)	**0.0**	48.0
Top Landing Slope	(%)	N/A	0.1
Top Landing X Slope	(%)	N/A	1.2
Bottom Landing Length	(in)	58.0	
Bottom Landing Slope	(%)	1.2	
Bottom Landing X Slope	(%)	0.4	
Gutter Slope	(%)	4.3	
Gutter XSlope	(%)	1.3	
Gutter Lip	(in)	0.0	
Truncated Domes	(y/n)	YES	
Dome Setback	(in)	**7.0**	
Street Grade (Left / Right)	(%)	1.2	0.4
Stop/Yield Control:	(y/n)	No	
Crosswalks Served:		No X-walk	
Tee Intersection:	(y/n)	Yes	
Vertical Curb:		Vertical	





W Curb Ramp Required

987 Access Route

• As-Built Description:

Curb ramp or blended transition not provided where a pedestrian access route crosses a curb.

• Proposed Solution:

Provide a parallel curb ramp, including detectable warning surfaces, and top and bottom landings as required.

CBC 2007 **1127B.5.1**
ADAAG **4.7.1**
PROWAG **R207.1**

Unit Cost **$7000.00**

Priority
68

		LEFT	RIGHT
Width of Ramp / Pad	(in)	N/A	N/A
Slope of the Ramp / Pad	(%)	N/A	N/A
X Slope of the Ramp / Pad	(%)	N/A	N/A

Stop/Yield Control:	(y/n)	No
Crosswalks Served:		No X-walk
Tee Intersection:	(y/n)	Yes
Vertical Curb:		Vertical



Total Costs for Curb Ramps at : 14th St *and* Robertson Blvd **$10,750.00**

N No Sidewalk, Curb Ramp Not Required

930 Pedestrian Access Route

• As-Built Description:

No curb, curb ramp, or sidewalk provided. Pedestrian access route is along the vehicular lane and is not separated by a curb or other cane detectable warning.

• Proposed Solution:

When curb or sidewalk is installed along either street, provide accessible curb ramp.

CBC 2007 **1127B.5.1**
ADAAG **4.7.1**
PROWAG **R304.1**

Unit Cost **$0.00**

Priority
62

		LEFT	RIGHT
Width of Ramp / Pad	(in)	N/A	N/A
Slope of the Ramp / Pad	(%)	N/A	N/A
X Slope of the Ramp / Pad	(%)	N/A	N/A

Stop/Yield Control:	(y/n)	No
Crosswalks Served:		No X-walk
Tee Intersection:	(y/n)	Yes
Vertical Curb:		Vertical



S No Sidewalk, Curb Ramp Not Required

932 Pedestrian Access Route

- *As-Built Description:*

No curb, curb ramp, or sidewalk provided. Pedestrian access route is along the vehicular lane and is not separated by a curb or other cane detectable warning.

- *Proposed Solution:*

When curb or sidewalk is installed along either street, provide accessible curb ramp.

CBC 2007 **1127B.5.1**
ADAAG **4.7.1**
PROWAG **R304.1**

Unit Cost **$0.00**

Priority
62

		LEFT	RIGHT
Width of Ramp / Pad	(in)	N/A	N/A
Slope of the Ramp / Pad	(%)	N/A	N/A
X Slope of the Ramp / Pad	(%)	N/A	N/A

Stop/Yield Control:	(y/n)	No
Crosswalks Served:		No X-walk
Tee Intersection:	(y/n)	Yes
Vertical Curb:		Vertical



W No Sidewalk, Curb Ramp Not Required

931 Pedestrian Access Route

- *As-Built Description:*

No curb, curb ramp, or sidewalk provided. Pedestrian access route is along the vehicular lane and is not separated by a curb or other cane detectable warning.

- *Proposed Solution:*

When curb or sidewalk is installed along either street, provide accessible curb ramp.

CBC 2007 **1127B.5.1**
ADAAG **4.7.1**
PROWAG **R304.1**

Unit Cost **$0.00**

Priority
62

		LEFT	RIGHT
Width of Ramp / Pad	(in)	N/A	N/A
Slope of the Ramp / Pad	(%)	N/A	N/A
X Slope of the Ramp / Pad	(%)	N/A	N/A

Stop/Yield Control:	(y/n)	No
Crosswalks Served:		No X-walk
Tee Intersection:	(y/n)	Yes
Vertical Curb:		Vertical



Total Costs for Curb Ramps at : 14th St and Sonoma Ave **$0.00**

E Perpendicular

1006 Ramp Landing

- *As-Built Description:*

Top landing at existing perpendicular curb ramp or blended transition is less than 48" x 48" (60" length x ramp width preferred).

- *As-is* 47.0"
- *Proposed Solution:*

Demolish existing and provide new, parallel curb ramp, including detectable warning surfaces, and top and bottom landings as required.

CBC 2016 **11B-406.5.3**
CBC 2007 **1127B.5.4**
ADAAG **4.8.4**
ADA-2010 **405.7**
PROWAG **R304.2.1**

Unit Cost **$7000.00**

Priority
71.75

Width of Ramp / Pad	(in)	53.0
Length of Ramp / Pad	(in)	78.0
Slope of the Ramp / Pad	(%)	7.6
X Slope of the Ramp / Pad	(%)	0.8
Top Landing Length	(in)	**47.0**
Top Landing Slope	(%)	**2.3**
Top Landing X Slope	(%)	0.0
Left Flare	(%)	**10.6**
Right Flare	(%)	8.4
Gutter Slope	(%)	**5.3**
Gutter XSlope	(%)	0.5
Gutter Lip	(in)	0.0
Truncated Domes	(y/n)	**NO**
Street Grade (Left / Right)	(%)	0.0 0.2
Stop/Yield Control:	(y/n)	Yes-Stop Sign
Crosswalks Served:		No X-walk
Tee Intersection:	(y/n)	No
Vertical Curb:		Vertical





N No Sidewalk, Curb Ramp Not Required

1005 Pedestrian Access Route

- *As-Built Description:*

No curb, curb ramp, or sidewalk provided. Pedestrian access route is along the vehicular lane and is not separated by a curb or other cane detectable warning.

- *Proposed Solution:*

When curb or sidewalk is installed along either street, provide accessible curb ramp.

CBC 2007 **1127B.5.1**
ADAAG **4.7.1**
PROWAG **R304.1**

Unit Cost **$0.00**

Priority
64

		LEFT	RIGHT
Width of Ramp / Pad	(in)	N/A	N/A
Slope of the Ramp / Pad	(%)	N/A	N/A
X Slope of the Ramp / Pad	(%)	N/A	N/A
Stop/Yield Control:	(y/n)	No	
Crosswalks Served:		No X-walk	
Tee Intersection:	(y/n)	No	
Vertical Curb:		Vertical	



NW Perpendicular

1004 Ramp Landing

- *As-Built Description:*

Top landing at existing perpendicular curb ramp or blended transition is less than 48" x 48" (60" length x ramp width preferred).

- *As-is* 46.0"
- *Proposed Solution:*

Demolish existing and provide new, parallel curb ramp, including detectable warning surfaces, and top and bottom landings as required.

CBC 2016 **11B-406.5.3**
CBC 2007 **1127B.5.4**
ADAAG **4.8.4**
ADA-2010 **405.7**
PROWAG **R304.2.1**

Unit Cost **$7000.00**

Priority
71.5

Width of Ramp / Pad	(in)	**47.0**
Length of Ramp / Pad	(in)	116.0
Slope of the Ramp / Pad	(%)	5.2
X Slope of the Ramp / Pad	(%)	1.0
Top Landing Length	(in)	**46.0**
Top Landing Slope	(%)	0.2
Top Landing X Slope	(%)	0.2
Left Flare	(%)	N/A
Right Flare	(%)	**10.4**
Gutter Slope	(%)	**6.0**
Gutter XSlope	(%)	0.1
Gutter Lip	(in)	**1.5**
Truncated Domes	(y/n)	YES
Dome Setback	(in)	7.0
Street Grade (Left / Right)	(%)	1.1 N/A
Stop/Yield Control:	(y/n)	Yes-Stop Sign
Crosswalks Served:		No X-walk
Tee Intersection:	(y/n)	No
Vertical Curb:		Vertical





S No Sidewalk, Curb Ramp Not Required

1002 Pedestrian Access Route

- *As-Built Description:*

No curb, curb ramp, or sidewalk provided. Pedestrian access route is along the vehicular lane and is not separated by a curb or other cane detectable warning.

- *Proposed Solution:*

When curb or sidewalk is installed along either street, provide accessible curb ramp.

CBC 2007 **1127B.5.1**
ADAAG **4.7.1**
PROWAG **R304.1**

Unit Cost **$0.00**

Priority
64

		LEFT	RIGHT
Width of Ramp / Pad	(in)	N/A	N/A
Slope of the Ramp / Pad	(%)	N/A	N/A
X Slope of the Ramp / Pad	(%)	N/A	N/A
Stop/Yield Control:	(y/n)	No	
Crosswalks Served:		No X-walk	
Tee Intersection:	(y/n)	No	
Vertical Curb:		Vertical	



SW Perpendicular

1003 Ramp Landing

- *As-Built Description:*

Top landing at existing perpendicular curb ramp or blended transition is less than 48" x 48" (60" length x ramp width preferred).

- *As-is* 46.0"
- *Proposed Solution:*

Demolish existing and provide new, parallel curb ramp, including detectable warning surfaces, and top and bottom landings as required.

CBC 2016 **11B-406.5.3**
CBC 2007 **1127B.5.4**
ADAAG **4.8.4**
ADA-2010 **405.7**
PROWAG **R304.2.1**

Unit Cost **$7000.00**

Priority
67.75

Width of Ramp / Pad	(in)	48.0
Length of Ramp / Pad	(in)	116.0
Slope of the Ramp / Pad	(%)	3.6
X Slope of the Ramp / Pad	(%)	0.4
Top Landing Length	(in)	**46.0**
Top Landing Slope	(%)	0.2
Top Landing X Slope	(%)	0.2
Left Flare	(%)	7.9
Right Flare	(%)	N/A
Gutter Slope	(%)	**7.0**
Gutter XSlope	(%)	1.1
Gutter Lip	(in)	**1.5**
Truncated Domes	(y/n)	YES
Dome Setback	(in)	7.0
Street Grade (Left / Right)	(%)	0.3 N/A
Stop/Yield Control:	(y/n)	No
Crosswalks Served:		No X-walk
Tee Intersection:	(y/n)	No
Vertical Curb:		Vertical





Total Costs for Curb Ramps at : 14th St and Trinity Ave **$21,000.00**

E Perpendicular

918 Detectable Warnings

- *As-Built Description:*

Detectable warning surface not provided where a curb ramp, landing, blended transition, pedestrian pad, or island cut through connects to a street.

- *Proposed Solution:*

Install a truncated dome surface that extends the full width and depth (36" min.) of the curb ramp, landing, blended transition, pedestrian pad, or island cut through excluding the flared sides, inside the grooved border.

CBC 2016 **11B-705.1.2.2**
CBC 2007 **1127B.5.7**
ADAAG **4.7.7**
ADA-2010 **705.1**
PROWAG **R305.1**

Unit Cost **$2500.00**

Priority
57

Width of Ramp / Pad	(in)	52.0
Length of Ramp / Pad	(in)	74.0
Slope of the Ramp / Pad	(%)	6.5
X Slope of the Ramp / Pad	(%)	0.1
Top Landing Length	(in)	48.0
Top Landing Slope	(%)	0.5
Top Landing X Slope	(%)	0.3
Left Flare	(%)	9.1
Right Flare	(%)	5.7
Gutter Slope	(%)	2.6
Gutter XSlope	(%)	0.6
Gutter Lip	(in)	**0.5**
Truncated Domes	(y/n)	**NO**
Street Grade (Left / Right)	(%)	0.7 0.5
Stop/Yield Control:	(y/n)	Yes-Stop Sign
Crosswalks Served:		No X-walk
Tee Intersection:	(y/n)	Yes
Vertical Curb:		Vertical





N Curb Ramp Required

917 Access Route

- *As-Built Description:*
  Curb ramp or blended transition not provided where a pedestrian access route crosses a curb.
- *Proposed Solution:*
  Provide a parallel curb ramp, including detectable warning surfaces, and top and bottom landings as required.

CBC 2007 **1127B.5.1**
ADAAG **4.7.1**
PROWAG **R207.1**

Unit Cost **$7000.00**

Priority
52

		LEFT	RIGHT
Width of Ramp / Pad	(in)	N/A	N/A
Slope of the Ramp / Pad	(%)	N/A	N/A
X Slope of the Ramp / Pad	(%)	N/A	N/A

Stop/Yield Control:	(y/n)	No
Crosswalks Served:		No X-walk
Tee Intersection:	(y/n)	Yes
Vertical Curb:		Vertical



S Perpendicular

919 Ramp Transition

- *As-Built Description:*
  Flush transition from ramp to gutter not provided.
- *As-is* 0.75"
- *Proposed Solution:*
  Modify elements (ramp, gutter, landing, route) as required to provide flush transition from ramp to gutter.

CBC 2016 **11B-406.5.8**
CBC 2007 **1127B.5.3**
ADAAG **4.7.2**
PROWAG **R304.5.2**

Unit Cost **$2500.00**

Priority
58

Width of Ramp / Pad	(in)	53.0
Length of Ramp / Pad	(in)	78.0
Slope of the Ramp / Pad	(%)	5.2
X Slope of the Ramp / Pad	(%)	0.3
Top Landing Length	(in)	48.0
Top Landing Slope	(%)	0.4
Top Landing X Slope	(%)	0.2

Left Flare	(%)	5.5	
Right Flare	(%)	4.8	
Gutter Slope	(%)	5.0	
Gutter XSlope	(%)	0.5	
Gutter Lip	(in)	**0.75**	
Truncated Domes	(y/n)	**NO**	
Street Grade (Left / Right)	(%)	2.2	0.9
Stop/Yield Control:	(y/n)	No	
Crosswalks Served:		No X-walk	
Tee Intersection:	(y/n)	Yes	
Vertical Curb:		Vertical	





Total Costs for Curb Ramps at : 14th St and Ventura Ave **$12,000.00**

Total Costs for Curb Ramps along : 14th St **$134,750.00**

Year Completed	Intersection ID	Survey Street	Cross Street
TBD	**49**	**15th St**	**Alameda Ave**

E Perpendicular

1039 Ramp Landing

- *As-Built Description:*
  Top landing at existing perpendicular curb ramp or blended transition is less than 48" x 48" (60" length x ramp width preferred).
- *As-is* 47.0"
- *Proposed Solution:*
  Demolish existing and provide new, parallel curb ramp, including detectable warning surfaces, and top and bottom landings as required.

CBC 2016 **11B-406.5.3**
CBC 2007 **1127B.5.4**
ADAAG **4.8.4**
ADA-2010 **405.7**
PROWAG **R304.2.1**

Unit Cost **$7000.00**

Priority
51.25




Width of Ramp / Pad	(in)	52.0
Length of Ramp / Pad	(in)	71.0
Slope of the Ramp / Pad	(%)	6.9
X Slope of the Ramp / Pad	(%)	0.9
Top Landing Length	(in)	**47.0**
Top Landing Slope	(%)	0.2
Top Landing X Slope	(%)	0.6
Left Flare	(%)	8.7
Right Flare	(%)	8.0
Gutter Slope	(%)	**10.0**
Gutter XSlope	(%)	0.2
Gutter Lip	(in)	**1.0**
Truncated Domes	(y/n)	**NO**
Street Grade (Left / Right)	(%)	0.5 0.1
Stop/Yield Control:	(y/n)	No
Within Crosswalk		**<48"**
Crosswalks Served:	(y/n)	1 X-walk
Tee Intersection:		Yes
Vertical Curb:		Vertical

N Perpendicular

1038 Ramp Landing

- *As-Built Description:*
  Top landing at existing perpendicular curb ramp or blended transition is less than 48" x 48" (60" length x ramp width preferred).
- *As-is* 44.0"
- *Proposed Solution:*
  Demolish existing and provide new, parallel curb ramp, including detectable warning surfaces, and top and bottom landings as required.

CBC 2016 **11B-406.5.3**
CBC 2007 **1127B.5.4**
ADAAG **4.8.4**
ADA-2010 **405.7**
PROWAG **R304.2.1**

Unit Cost **$7000.00**

Priority
60.75




Width of Ramp / Pad	(in)	54.0
Length of Ramp / Pad	(in)	73.0
Slope of the Ramp / Pad	(%)	7.6
X Slope of the Ramp / Pad	(%)	0.9
Top Landing Length	(in)	**44.0**
Top Landing Slope	(%)	2.0
Top Landing X Slope	(%)	0.4
Left Flare	(%)	8.9
Right Flare	(%)	9.5
Gutter Slope	(%)	**6.7**
Gutter XSlope	(%)	0.5
Gutter Lip	(in)	**1.0**
Truncated Domes	(y/n)	**NO**
Street Grade (Left / Right)	(%)	0.5 0.6
Stop/Yield Control:	(y/n)	Yes-Stop Sign
Within Crosswalk		**<48"**
Crosswalks Served:	(y/n)	1 X-walk
Tee Intersection:		Yes
Vertical Curb:		Vertical

W Curb Ramp Required

1037 Access Route

- *As-Built Description:*
  Curb ramp or blended transition not provided where a pedestrian access route crosses a curb.
- *Proposed Solution:*
  Provide a parallel curb ramp, including detectable warning surfaces, and top and bottom landings as required.

CBC 2007 **1127B.5.1**
ADAAG **4.7.1**
PROWAG **R207.1**

Unit Cost **$7000.00**

Priority
20

		LEFT	RIGHT
Width of Ramp / Pad	(in)	N/A	N/A
Slope of the Ramp / Pad	(%)	N/A	N/A
X Slope of the Ramp / Pad	(%)	N/A	N/A

Stop/Yield Control:	(y/n)	No
Crosswalks Served:		No X-walk
Tee Intersection:	(y/n)	Yes
Vertical Curb:		Rolled



Total Costs for Curb Ramps at : 15th St *and* Alameda Ave **$21,000.00**

E Perpendicular

1045 Ramp Landing

- *As-Built Description:*
  Top landing at existing perpendicular curb ramp or blended transition is less than 48" x 48" (60" length x ramp width preferred).
- *As-is* 46.0"
- *Proposed Solution:*
  Demolish existing and provide new, parallel curb ramp, including detectable warning surfaces, and top and bottom landings as required.

CBC 2016 **11B-406.5.3**
CBC 2007 **1127B.5.4**
ADAAG **4.8.4**
ADA-2010 **405.7**
PROWAG **R304.2.1**

Unit Cost **$7000.00**

Priority
61.25

Width of Ramp / Pad	(in)	54.0
Length of Ramp / Pad	(in)	76.0
Slope of the Ramp / Pad	(%)	7.8
X Slope of the Ramp / Pad	(%)	0.5
Top Landing Length	(in)	**46.0**
Top Landing Slope	(%)	0.5
Top Landing X Slope	(%)	0.4

Left Flare	(%)	8.6
Right Flare	(%)	6.0
Gutter Slope	(%)	**13.1**
Gutter XSlope	(%)	0.1
Gutter Lip	(in)	**1.0**
Truncated Domes	(y/n)	**NO**

Street Grade (Left / Right)	(%)	1.1	0.8
Stop/Yield Control:	(y/n)	No	
Within Crosswalk		**<48"**	
Crosswalks Served:	(y/n)	1 X-walk	
Tee Intersection:		Yes	
Vertical Curb:		Vertical	





N Perpendicular

1044 Ramp Landing

- *As-Built Description:*

Top landing at existing perpendicular curb ramp or blended transition is less than 48" x 48" (60" length x ramp width preferred).

- *As-is* 47.0"
- *Proposed Solution:*

Demolish existing and provide new, parallel curb ramp, including detectable warning surfaces, and top and bottom landings as required.

CBC 2016 **11B-406.5.3**
CBC 2007 **1127B.5.4**
ADAAG **4.8.4**
ADA-2010 **405.7**
PROWAG **R304.2.1**

Unit Cost **$7000.00**

Priority
52.75

Width of Ramp / Pad	(in)	53.0
Length of Ramp / Pad	(in)	72.0
Slope of the Ramp / Pad	(%)	**9.6**
X Slope of the Ramp / Pad	(%)	0.1
Top Landing Length	(in)	**47.0**
Top Landing Slope	(%)	1.4
Top Landing X Slope	(%)	0.6
Left Flare	(%)	8.8
Right Flare	(%)	**10.1**
Gutter Slope	(%)	**5.7**
Gutter XSlope	(%)	0.1
Gutter Lip	(in)	**1.0**
Truncated Domes	(y/n)	**NO**
Street Grade (Left / Right)	(%)	0.2 0.5
Stop/Yield Control:	(y/n)	Yes-Stop Sign
Within Crosswalk		**<48"**
Crosswalks Served:	(y/n)	1 X-walk
Tee Intersection:		Yes
Vertical Curb:		Vertical





W Curb Ramp Required

1043 Access Route

- *As-Built Description:*

Curb ramp or blended transition not provided where a pedestrian access route crosses a curb.

- *Proposed Solution:*

Provide a parallel curb ramp, including detectable warning surfaces, and top and bottom landings as required.

CBC 2007 **1127B.5.1**
ADAAG **4.7.1**
PROWAG **R207.1**

Unit Cost **$7000.00**

Priority
20

		LEFT	RIGHT
Width of Ramp / Pad	(in)	N/A	N/A
Slope of the Ramp / Pad	(%)	N/A	N/A
X Slope of the Ramp / Pad	(%)	N/A	N/A
Stop/Yield Control:	(y/n)	No	
Crosswalks Served:		No X-walk	
Tee Intersection:	(y/n)	Yes	
Vertical Curb:		Rolled	



Total Costs for Curb Ramps at : 15th St and Colusa Ave **$21,000.00**

E Curb Ramp Required

1036 Access Route

- *As-Built Description:*

Curb ramp or blended transition not provided where a pedestrian access route crosses a curb.

- *Proposed Solution:*

Provide a parallel curb ramp, including detectable warning surfaces, and top and bottom landings as required.

CBC 2007 **1127B.5.1**
ADAAG **4.7.1**
PROWAG **R207.1**

Unit Cost **$7000.00**

Priority
44

		LEFT	RIGHT
Width of Ramp / Pad	(in)	N/A	N/A
Slope of the Ramp / Pad	(%)	N/A	N/A
X Slope of the Ramp / Pad	(%)	N/A	N/A

Stop/Yield Control:	(y/n)	No
Crosswalks Served:		No X-walk
Tee Intersection:	(y/n)	Yes
Vertical Curb:		Vertical



S Perpendicular

1035 Ramp Landing

- *As-Built Description:*

Top landing at existing perpendicular curb ramp or blended transition is less than 48" x 48" (60" length x ramp width preferred).

- *As-is* 47.0"
- *Proposed Solution:*

Demolish existing and provide new, parallel curb ramp, including detectable warning surfaces, and top and bottom landings as required.

CBC 2016 **11B-406.5.3**
CBC 2007 **1127B.5.4**
ADAAG **4.8.4**
ADA-2010 **405.7**
PROWAG **R304.2.1**

Unit Cost **$7000.00**

Priority
34.25

Width of Ramp / Pad	(in)	48.0
Length of Ramp / Pad	(in)	53.0
Slope of the Ramp / Pad	(%)	6.0
X Slope of the Ramp / Pad	(%)	0.3
Top Landing Length	(in)	**47.0**
Top Landing Slope	(%)	1.5
Top Landing X Slope	(%)	0.1

Left Flare	(%)	5.5
Right Flare	(%)	5.6
Gutter Slope	(%)	1.3
Gutter XSlope	(%)	0.5
Gutter Lip	(in)	0.0
Truncated Domes	(y/n)	YES
Dome Setback	(in)	**12.0**

Street Grade (Left / Right)	(%)	1.6	0.4
Stop/Yield Control:	(y/n)	Yes-Stop Sign	
Within Crosswalk		**<48"**	
Crosswalks Served:	(y/n)	1 X-walk	
Tee Intersection:		Yes	
Vertical Curb:		Rolled	





W Perpendicular

1034 Ramp Landing

- *As-Built Description:*

Top landing at existing perpendicular curb ramp or blended transition is less than 48" x 48" (60" length x ramp width preferred).

- *As-is* 47.0"
- *Proposed Solution:*

Demolish existing and provide new, parallel curb ramp, including detectable warning surfaces, and top and bottom landings as required.

CBC 2016 **11B-406.5.3**
CBC 2007 **1127B.5.4**
ADAAG **4.8.4**
ADA-2010 **405.7**
PROWAG **R304.2.1**

Unit Cost **$7000.00**

Priority

38.25

Width of Ramp / Pad	(in)	48.0
Length of Ramp / Pad	(in)	51.0
Slope of the Ramp / Pad	(%)	5.3
X Slope of the Ramp / Pad	(%)	0.4
Top Landing Length	(in)	**47.0**
Top Landing Slope	(%)	1.0
Top Landing X Slope	(%)	0.4
Left Flare	(%)	6.2
Right Flare	(%)	6.2
Gutter Slope	(%)	4.3
Gutter XSlope	(%)	0.8
Gutter Lip	(in)	0.0
Truncated Domes	(y/n)	YES
Dome Setback	(in)	**12.0**
Street Grade (Left / Right)	(%)	0.8 0.8
Stop/Yield Control:	(y/n)	No
Within Crosswalk	(y/n)	**NO**
Crosswalks Served:		1 X-walk
Tee Intersection:	(y/n)	Yes
Vertical Curb:		Rolled





Total Costs for Curb Ramps at : 15th St *and* Coolidge Ave **$21,000.00**

N Curb Ramp Required

974 Access Route

- *As-Built Description:*

Curb ramp or blended transition not provided where a pedestrian access route crosses a curb.

- *Proposed Solution:*

Provide a parallel curb ramp, including detectable warning surfaces, and top and bottom landings as required.

CBC 2007 **1127B.5.1**
ADAAG **4.7.1**
PROWAG **R207.1**

Unit Cost **$7000.00**

Priority

46

		LEFT	RIGHT
Width of Ramp / Pad	(in)	N/A	N/A
Slope of the Ramp / Pad	(%)	N/A	N/A
X Slope of the Ramp / Pad	(%)	N/A	N/A
Stop/Yield Control:	(y/n)	No	
Crosswalks Served:		No X-walk	
Tee Intersection:	(y/n)	Yes	
Vertical Curb:		Vertical	



S Blended Transition

972 Ramp Width

CBC 2016 **11B-406.5.2**

PROWAG **R304.5.1**

- *As-Built Description:*
  Clear width of ramp run is less than 48". (ADAAG requires 36" min)
- *As-is* 47.0"
- *Proposed Solution:*
  Demolish existing and provide new, blended transition, including detectable warning surfaces, and top and bottom landings as required.

Unit Cost **$7000.00**

Priority
46





		LEFT	RIGHT
Width of Ramp / Pad	(in)	47.0	
Length of Ramp / Pad	(in)	89.0	
Slope of the Ramp / Pad	(%)	4.9	
X Slope of the Ramp / Pad	(%)	4.8	
Top Landing Length	(in)	48.0	
Top Landing Slope	(%)	0.8	
Top Landing X Slope	(%)	2.1	
Bottom Landing Length	(in)	47.0	
Bottom Landing Slope	(%)	0.1	
Bottom Landing X Slope	(%)	2.6	
Gutter Slope	(%)	10.3	
Gutter XSlope	(%)	1.3	
Gutter Lip	(in)	1.0	
Truncated Domes	(y/n)	NO	
Street Grade (Left / Right)	(%)	1.7	0.2
Stop/Yield Control:	(y/n)	Yes-Stop Sign	
Within Crosswalk	(y/n)	Faded	
Crosswalks Served:		1 X-walk	
Tee Intersection:	(y/n)	Yes	
Vertical Curb:		Vertical	

W Blended Transition

973 Ramp Width

CBC 2016 **11B-406.5.2**

PROWAG **R304.5.1**

- *As-Built Description:*
  Clear width of ramp run is less than 48". (ADAAG requires 36" min)
- *As-is* 36.0"
- *Proposed Solution:*
  Demolish existing and provide new, blended transition, including detectable warning surfaces, and top and bottom landings as required.

Unit Cost **$7000.00**

Priority
46





		LEFT	RIGHT
Width of Ramp / Pad	(in)	36.0	
Length of Ramp / Pad	(in)	56.0	
Slope of the Ramp / Pad	(%)	4.2	
X Slope of the Ramp / Pad	(%)	4.6	
Top Landing Length	(in)	48.0	
Top Landing Slope	(%)	0.3	
Top Landing X Slope	(%)	3.4	
Bottom Landing Length	(in)	36.0	
Bottom Landing Slope	(%)	1.6	
Bottom Landing X Slope	(%)	1.8	
Gutter Slope	(%)	10.7	
Gutter XSlope	(%)	3.9	
Gutter Lip	(in)	0.5	
Truncated Domes	(y/n)	NO	
Street Grade (Left / Right)	(%)	0.6	1.4
Stop/Yield Control:	(y/n)	No	
Within Crosswalk	(y/n)	Faded	
Crosswalks Served:		1 X-walk	
Tee Intersection:	(y/n)	Yes	
Vertical Curb:		Vertical	

Total Costs for Curb Ramps at : 15th St and Defender St **$21,000.00**

N Curb Ramp Required

1040 Access Route

- *As-Built Description:*

  Curb ramp or blended transition not provided where a pedestrian access route crosses a curb.

- *Proposed Solution:*

  Provide a parallel curb ramp, including detectable warning surfaces, and top and bottom landings as required.

CBC 2007 **1127B.5.1**
ADAAG **4.7.1**
PROWAG **R207.1**

Unit Cost **$7000.00**

Priority
32

		LEFT	RIGHT
Width of Ramp / Pad	(in)	N/A	N/A
Slope of the Ramp / Pad	(%)	N/A	N/A
X Slope of the Ramp / Pad	(%)	N/A	N/A

Stop/Yield Control:	(y/n)	No
Crosswalks Served:		No X-walk
Tee Intersection:	(y/n)	Yes
Vertical Curb:		Vertical



S Perpendicular

1042 Ramp Landing

- *As-Built Description:*

  Top landing at existing perpendicular curb ramp or blended transition is less than 48" x 48" (60" length x ramp width preferred).

- *As-is* 46.0"

- *Proposed Solution:*

  Demolish existing and provide new, parallel curb ramp, including detectable warning surfaces, and top and bottom landings as required.

CBC 2016 **11B-406.5.3**
CBC 2007 **1127B.5.4**
ADAAG **4.8.4**
ADA-2010 **405.7**
PROWAG **R304.2.1**

Unit Cost **$7000.00**

Priority
22.25

Width of Ramp / Pad	(in)	48.0
Length of Ramp / Pad	(in)	51.0
Slope of the Ramp / Pad	(%)	5.3
X Slope of the Ramp / Pad	(%)	0.2
Top Landing Length	(in)	**46.0**
Top Landing Slope	(%)	1.8
Top Landing X Slope	(%)	0.9

Left Flare	(%)	4.5
Right Flare	(%)	7.1
Gutter Slope	(%)	0.7
Gutter XSlope	(%)	0.7
Gutter Lip	(in)	0.0
Truncated Domes	(y/n)	YES
Dome Setback	(in)	**12.0**

Street Grade (Left / Right)	(%)	0.0 0.3
Stop/Yield Control:	(y/n)	Yes-Stop Sign
Within Crosswalk		**<48"**
Crosswalks Served:	(y/n)	1 X-walk
Tee Intersection:		Yes
Vertical Curb:		Rolled





W Perpendicular

1041 Detectable Warning Surface

CBC 2016 **11B-705.1.2.2**
ADAAG **4.7.7, 4.29.1&2**
ADA-2010 **705.1**

Unit Cost **$500.00**

- *As-Built Description:*
  The detectable warning surface is not located between 6" - 8" from the curb line on a curb ramp or at the edges on a pedestrian island, cut-through island, pedestrian pad, perpendicular curb ramp or blended transition. (0" from curb line on a parallel curb ramp.)
- *As-is* 12.0"
- *Proposed Solution:*
  Relocate the detectable warning surface.

Priority
24

Width of Ramp / Pad	(in)	48.0
Length of Ramp / Pad	(in)	**44.0**
Slope of the Ramp / Pad	(%)	6.0
X Slope of the Ramp / Pad	(%)	0.4
Top Landing Length	(in)	48.0
Top Landing Slope	(%)	0.8
Top Landing X Slope	(%)	0.5
Left Flare	(%)	7.5
Right Flare	(%)	6.6
Gutter Slope	(%)	5.0
Gutter XSlope	(%)	0
Gutter Lip	(in)	0.0
Truncated Domes	(y/n)	YES
Dome Setback	(in)	**12.0**
Street Grade (Left / Right)	(%)	0.0 1.0
Stop/Yield Control:	(y/n)	No
Within Crosswalk	(y/n)	**NO**
Crosswalks Served:		1 X-walk
Tee Intersection:	(y/n)	Yes
Vertical Curb:		Rolled





Total Costs for Curb Ramps at : 15th St *and* Harding Ave **$14,500.00**

E Curb Ramp Required

1030 Access Route

CBC 2007 **1127B.5.1**
ADAAG **4.7.1**
PROWAG **R207.1**

Unit Cost **$7000.00**

- *As-Built Description:*
  Curb ramp or blended transition not provided where a pedestrian access route crosses a curb.
- *Proposed Solution:*
  Provide a parallel curb ramp, including detectable warning surfaces, and top and bottom landings as required.

Priority
44

		LEFT	RIGHT
Width of Ramp / Pad	(in)	N/A	N/A
Slope of the Ramp / Pad	(%)	N/A	N/A
X Slope of the Ramp / Pad	(%)	N/A	N/A
Stop/Yield Control:	(y/n)	No	
Crosswalks Served:		No X-walk	
Tee Intersection:	(y/n)	Yes	
Vertical Curb:		Vertical	



S Perpendicular

1029 Ramp Landing

- *As-Built Description:*

Top landing at existing perpendicular curb ramp or blended transition is less than 48" x 48" (60" length x ramp width preferred).

- *As-is* 46.0"
- *Proposed Solution:*

Demolish existing and provide new, parallel curb ramp, including detectable warning surfaces, and top and bottom landings as required.

CBC 2016 **11B-406.5.3**
CBC 2007 **1127B.5.4**
ADAAG **4.8.4**
ADA-2010 **405.7**
PROWAG **R304.2.1**

Unit Cost **$7000.00**

Priority
45.75

Width of Ramp / Pad	(in)	48.0
Length of Ramp / Pad	(in)	80.0
Slope of the Ramp / Pad	(%)	3.1
X Slope of the Ramp / Pad	(%)	0.1
Top Landing Length	(in)	**46.0**
Top Landing Slope	(%)	0.3
Top Landing X Slope	(%)	1.0
Left Flare	(%)	5.8
Right Flare	(%)	2.6
Gutter Slope	(%)	**6.9**
Gutter XSlope	(%)	1.3
Gutter Lip	(in)	0.0
Truncated Domes	(y/n)	**NO**
Street Grade (Left / Right)	(%)	1.1 0.2
Stop/Yield Control:	(y/n)	Yes-Stop Sign
Within Crosswalk		**<48"**
Crosswalks Served:	(y/n)	1 X-walk
Tee Intersection:		Yes
Vertical Curb:		Vertical





W Perpendicular

1028 Ramp Landing

- *As-Built Description:*

Top landing at existing perpendicular curb ramp or blended transition is less than 48" x 48" (60" length x ramp width preferred).

- *As-is* 47.0"
- *Proposed Solution:*

Demolish existing and provide new, parallel curb ramp, including detectable warning surfaces, and top and bottom landings as required.

CBC 2016 **11B-406.5.3**
CBC 2007 **1127B.5.4**
ADAAG **4.8.4**
ADA-2010 **405.7**
PROWAG **R304.2.1**

Unit Cost **$7000.00**

Priority
41.75

Width of Ramp / Pad	(in)	48.0
Length of Ramp / Pad	(in)	50.0
Slope of the Ramp / Pad	(%)	6.7
X Slope of the Ramp / Pad	(%)	0.1
Top Landing Length	(in)	**47.0**
Top Landing Slope	(%)	0.2
Top Landing X Slope	(%)	0.5
Left Flare	(%)	6.8
Right Flare	(%)	7.9
Gutter Slope	(%)	**8.2**
Gutter XSlope	(%)	0.3
Gutter Lip	(in)	0.0
Truncated Domes	(y/n)	YES
Dome Setback	(in)	**12.0**
Street Grade (Left / Right)	(%)	0.9 0.1
Stop/Yield Control:	(y/n)	No
Within Crosswalk		**<48"**
Crosswalks Served:	(y/n)	1 X-walk
Tee Intersection:		Yes
Vertical Curb:		Rolled





Total Costs for Curb Ramps at : 15th St and Hoover Ave **$21,000.00**

E Perpendicular

1032 Gutter

- *As-Built Description:*

The slope of the gutter area or street at the foot of a curb ramp, blended transition, pedestrian pad, or island cut through exceeds 1:20 (5%) in the direction of the pedestrian crossing.

- *As-is* 8.2%
- *Proposed Solution:*

Demolish gutter or street area as required and provide 48" x 48" area at foot of curb ramp, blended transition, pedestrian pad, or island cut through with slope no greater than 5%.

CBC 2016 **11B-406.5.8**
CBC 2007 **1127B.5.3**
ADAAG **4.7.2**
ADA-2010 **406.2**
PROWAG **R304.5.4**

Unit Cost **$3000.00**

Priority
58.5





Width of Ramp / Pad	(in)	54.0
Length of Ramp / Pad	(in)	74.0
Slope of the Ramp / Pad	(%)	7.4
X Slope of the Ramp / Pad	(%)	0.9
Top Landing Length	(in)	48.0
Top Landing Slope	(%)	0.1
Top Landing X Slope	(%)	0.4
Left Flare	(%)	7.6
Right Flare	(%)	7.3
Gutter Slope	(%)	**8.2**
Gutter XSlope	(%)	0.1
Gutter Lip	(in)	**1.0**
Truncated Domes	(y/n)	**NO**
Street Grade (Left / Right)	(%)	1.0 1.0
Stop/Yield Control:	(y/n)	No
Within Crosswalk		**<48"**
Crosswalks Served:	(y/n)	1 X-walk
Tee Intersection:		Yes
Vertical Curb:		Vertical

N Perpendicular

1031 Ramp Slope

- *As-Built Description:*

Running slope of existing perpendicular curb ramp is less than 5% or greater than 8.3%.

- *As-is* 8.8%
- *Proposed Solution:*

Demolish existing and provide new, perpendicular curb ramp, including detectable warning surfaces, and top and bottom landings as required.

CBC 2016 **11B-406.2.1**
CBC 2007 **1127B.5.3**
ADAAG **4.7.2; 4.8.2**
ADA-2010 **405.2**
PROWAG **R304.2.2**

Unit Cost **$6500.00**

Priority
70





Width of Ramp / Pad	(in)	52.0
Length of Ramp / Pad	(in)	74.0
Slope of the Ramp / Pad	(%)	**8.8**
X Slope of the Ramp / Pad	(%)	**2.6**
Top Landing Length	(in)	48.0
Top Landing Slope	(%)	**2.4**
Top Landing X Slope	(%)	1.1
Left Flare	(%)	8.8
Right Flare	(%)	**10.7**
Gutter Slope	(%)	**8.2**
Gutter XSlope	(%)	1.7
Gutter Lip	(in)	**1.0**
Truncated Domes	(y/n)	**NO**
Street Grade (Left / Right)	(%)	0.1 0.1
Stop/Yield Control:	(y/n)	Yes-Stop Sign
Within Crosswalk		**<48"**
Crosswalks Served:	(y/n)	1 X-walk
Tee Intersection:		Yes
Vertical Curb:		Vertical

S Parallel

1033 Ramp Cross Slope

CBC 2016 **11B-406.5.7**
ADAAG **4.8.6**
PROWAG **R304.5.3**

- *As-Built Description:*
  Cross slope of existing parallel curb ramp exceeds 2%.
- *As-is* Left: 6.4% Right: 4.0%
- *Proposed Solution:*
  Demolish existing and provide new parallel curb ramp including detectable warning surfaces, and top and bottom landings as required.

Unit Cost **$7000.00**

Priority
61





		LEFT	RIGHT
Width of Ramp / Pad	(in)	48.0	48.0
Length of Ramp / Pad	(in)	72.0	75.0
Slope of the Ramp / Pad	(%)	1.0	1.1
X Slope of the Ramp / Pad	(%)	**6.4**	**4.0**
Top Landing Length	(in)	48.0	48.0
Top Landing Slope	(%)	0.6	0.1
Top Landing X Slope	(%)	**4.2**	**3.0**
Bottom Landing Length	(in)	48.0	
Bottom Landing Slope	(%)	**6.0**	
Bottom Landing X Slope	(%)	0.9	
Gutter Slope	(%)	**8.0**	
Gutter XSlope	(%)	0.4	
Gutter Lip	(in)	**0.5**	
Truncated Domes	(y/n)	**NO**	
Street Grade (Left / Right)	(%)	1.4	N/A
Stop/Yield Control:	(y/n)	No	
Crosswalks Served:		No X-walk	
Tee Intersection:	(y/n)	Yes	
Vertical Curb:		Rolled	

Total Costs for Curb Ramps at : 15th St and Humboldt Ave **$16,500.00**

E Perpendicular

992 Ramp Landing

CBC 2016 **11B-406.5.3**
CBC 2007 **1127B.5.4**
ADAAG **4.8.4**
ADA-2010 **405.7**
PROWAG **R304.2.1**

- *As-Built Description:*
  Top landing at existing perpendicular curb ramp or blended transition is less than 48" x 48" (60" length x ramp width preferred).
- *As-is* 47.0"
- *Proposed Solution:*
  Demolish existing and provide new, parallel curb ramp, including detectable warning surfaces, and top and bottom landings as required.

Unit Cost **$7000.00**

Priority
86.25





Width of Ramp / Pad	(in)	54.0	
Length of Ramp / Pad	(in)	71.0	
Slope of the Ramp / Pad	(%)	7.5	
X Slope of the Ramp / Pad	(%)	0.8	
Top Landing Length	(in)	**47.0**	
Top Landing Slope	(%)	0.6	
Top Landing X Slope	(%)	0.2	
Left Flare	(%)	8.2	
Right Flare	(%)	7.5	
Gutter Slope	(%)	0.7	
Gutter XSlope	(%)	**3.2**	
Gutter Lip	(in)	**1.0**	
Truncated Domes	(y/n)	**NO**	
Street Grade (Left / Right)	(%)	1.1	0.2
Stop/Yield Control:	(y/n)	No	
Within Crosswalk	(y/n)	**NO**	
Crosswalks Served:		1 X-walk	
Tee Intersection:	(y/n)	Yes	
Vertical Curb:		Vertical	

N Perpendicular

993 Ramp Slope

- *As-Built Description:*

Running slope of existing perpendicular curb ramp is less than 5% or greater than 8.3%.

- *As-is* 9.7%
- *Proposed Solution:*

Demolish existing and provide new, perpendicular curb ramp, including detectable warning surfaces, and top and bottom landings as required.

CBC 2016 **11B-406.2.1**
CBC 2007 **1127B.5.3**
ADAAG **4.7.2; 4.8.2**
ADA-2010 **405.2**
PROWAG **R304.2.2**

Unit Cost **$6500.00**

Priority
67.5

Width of Ramp / Pad	(in)	53.0
Length of Ramp / Pad	(in)	73.0
Slope of the Ramp / Pad	(%)	**9.7**
X Slope of the Ramp / Pad	(%)	0.9
Top Landing Length	(in)	48.0
Top Landing Slope	(%)	2.0
Top Landing X Slope	(%)	0.5
Left Flare	(%)	9.0
Right Flare	(%)	9.6
Gutter Slope	(%)	0.7
Gutter XSlope	(%)	0.9
Gutter Lip	(in)	**1.0**
Truncated Domes	(y/n)	**NO**
Street Grade (Left / Right)	(%)	0.7 2.2
Stop/Yield Control:	(y/n)	Yes-Stop Sign
Within Crosswalk		**<48"**
Crosswalks Served:	(y/n)	1 X-walk
Tee Intersection:		Yes
Vertical Curb:		Vertical





W Curb Ramp Required

994 Access Route

- *As-Built Description:*

Curb ramp or blended transition not provided where a pedestrian access route crosses a curb.

- *Proposed Solution:*

Provide a parallel curb ramp, including detectable warning surfaces, and top and bottom landings as required.

CBC 2007 **1127B.5.1**
ADAAG **4.7.1**
PROWAG **R207.1**

Unit Cost **$7000.00**

Priority
58

		LEFT	RIGHT
Width of Ramp / Pad	(in)	N/A	N/A
Slope of the Ramp / Pad	(%)	N/A	N/A
X Slope of the Ramp / Pad	(%)	N/A	N/A
Stop/Yield Control:	(y/n)	No	
Crosswalks Served:		No X-walk	
Tee Intersection:	(y/n)	Yes	
Vertical Curb:		Vertical	



Total Costs for Curb Ramps at : 15th St and Kings Ave **$20,500.00**

E Parallel

975 Ramp Landing

CBC 2016 **11B-406.5.3**
CBC 2007 **1127B.5.4**
ADAAG **4.8.4; 4.8.6**
PROWAG **R304.3.2**

• *As-Built Description:*
Running slope at top landing of existing parallel curb ramp exceeds the 1:48 (2%) maximum.

• *As-is* Right: 12.2%

• *Proposed Solution:*
Demolish existing and provide new top landing sloped at 2% max. Curb ramp to remain.

Unit Cost **$3500.00**

Priority
90





		LEFT	RIGHT
Width of Ramp / Pad	(in)	48.0	51.0
Length of Ramp / Pad	(in)	90.0	120.0
Slope of the Ramp / Pad	(%)	7.0	4.3
X Slope of the Ramp / Pad	(%)	1.1	1.5
Top Landing Length	(in)	48.0	48.0
Top Landing Slope	(%)	0.8	**12.2**
Top Landing X Slope	(%)	1.6	**7.1**
Bottom Landing Length	(in)	48.0	
Bottom Landing Slope	(%)	**2.8**	
Bottom Landing X Slope	(%)	0.9	
Gutter Slope	(%)	**9.1**	
Gutter XSlope	(%)	0.0	
Gutter Lip	(in)	**1.0**	
Truncated Domes	(y/n)	**NO**	
Street Grade (Left / Right)	(%)	1.1	0.7
Stop/Yield Control:	(y/n)	No	
Within Crosswalk	(y/n)	**NO**	
Crosswalks Served:		1 X-walk	
Tee Intersection:	(y/n)	Yes	
Vertical Curb:		Vertical	

N Parallel

977 Ramp Width

CBC 2016 **11B-406.5.2**
CBC 2007 **1127B.5.2**
ADAAG **4.7.3**
PROWAG **R304.5.1**

• *As-Built Description:*
Clear width of ramp run is less than 48". (ADAAG requires 36" min)

• *As-is* Left: 47.0"

• *Proposed Solution:*
Demolish existing and provide new, parallel curb ramp, including detectable warning surfaces, and top and bottom landings as required.

Unit Cost **$7000.00**

Priority
60





		LEFT	RIGHT
Width of Ramp / Pad	(in)	**47.0**	48.0
Length of Ramp / Pad	(in)	96.0	78.0
Slope of the Ramp / Pad	(%)	6.2	7.3
X Slope of the Ramp / Pad	(%)	1.0	1.7
Top Landing Length	(in)	48.0	48.0
Top Landing Slope	(%)	0.1	0.1
Top Landing X Slope	(%)	**2.1**	1.8
Bottom Landing Length	(in)	**47.0**	
Bottom Landing Slope	(%)	**3.5**	
Bottom Landing X Slope	(%)	1.0	
Gutter Slope	(%)	1.9	
Gutter XSlope	(%)	0.3	
Gutter Lip	(in)	**0.5**	
Truncated Domes	(y/n)	**NO**	
Street Grade (Left / Right)	(%)	0.4	1.2
Stop/Yield Control:	(y/n)	Yes-Stop Sign	
Within Crosswalk		**<48"**	
Crosswalks Served:	(y/n)	1 X-walk	
Tee Intersection:		Yes	
Vertical Curb:		Vertical	

S Parallel

976 Ramp Width

- *As-Built Description:*
  Clear width of ramp run is less than 48". (ADAAG requires 36" min)
- *As-is* Left: 47.0" Right: 47.0"
- *Proposed Solution:*
  Demolish existing and provide new, parallel curb ramp, including detectable warning surfaces, and top and bottom landings as required.

CBC 2016 **11B-406.5.2**
CBC 2007 **1127B.5.2**
ADAAG **4.7.3**
PROWAG **R304.5.1**

Unit Cost **$7000.00**

Priority
72





		LEFT	RIGHT
Width of Ramp / Pad	(in)	**47.0**	**47.0**
Length of Ramp / Pad	(in)	85.0	67.0
Slope of the Ramp / Pad	(%)	6.1	5.4
X Slope of the Ramp / Pad	(%)	1.3	**2.1**
Top Landing Length	(in)	48.0	48.0
Top Landing Slope	(%)	0.7	0.6
Top Landing X Slope	(%)	**2.5**	**2.9**
Bottom Landing Length	(in)	48.0	
Bottom Landing Slope	(%)	**3.2**	
Bottom Landing X Slope	(%)	0.0	
Gutter Slope	(%)	**8.8**	
Gutter XSlope	(%)	0.4	
Gutter Lip	(in)	**1.0**	
Truncated Domes	(y/n)	**NO**	
Street Grade (Left / Right)	(%)	0.3	N/A
Stop/Yield Control:	(y/n)	No	
Crosswalks Served:		No X-walk	
Tee Intersection:	(y/n)	Yes	
Vertical Curb:		Vertical	

Total Costs for Curb Ramps at : 15th St *and* Lake Ave **$17,500.00**

E Parallel

953 Ramp Width

- *As-Built Description:*
  Clear width of ramp run is less than 48". (ADAAG requires 36" min)
- *As-is* Left: 47.0"
- *Proposed Solution:*
  Demolish existing and provide new, parallel curb ramp, including detectable warning surfaces, and top and bottom landings as required.

CBC 2016 **11B-406.5.2**
CBC 2007 **1127B.5.2**
ADAAG **4.7.3**
PROWAG **R304.5.1**

Unit Cost **$7000.00**

Priority
66





		LEFT	RIGHT
Width of Ramp / Pad	(in)	**47.0**	48.0
Length of Ramp / Pad	(in)	**47.0**	74.0
Slope of the Ramp / Pad	(%)	8.2	4.1
X Slope of the Ramp / Pad	(%)	**2.3**	0.3
Top Landing Length	(in)	70.0	48.0
Top Landing Slope	(%)	1.4	1.0
Top Landing X Slope	(%)	**2.7**	**2.6**
Bottom Landing Length	(in)	**47.0**	
Bottom Landing Slope	(%)	**2.8**	
Bottom Landing X Slope	(%)	1.2	
Gutter Slope	(%)	0.4	
Gutter XSlope	(%)	0.2	
Gutter Lip	(in)	**1.0**	
Truncated Domes	(y/n)	**NO**	
Street Grade (Left / Right)	(%)	1.1	0.3
Stop/Yield Control:	(y/n)	No	
Within Crosswalk		**<48"**	
Crosswalks Served:	(y/n)	1 X-walk	
Tee Intersection:		Yes	
Vertical Curb:		Vertical	

N Parallel

952 Ramp Width

- *As-Built Description:*
  Clear width of ramp run is less than 48". (ADAAG requires 36" min)
- *As-is* Left: 47.0" Right: 47.0"
- *Proposed Solution:*
  Demolish existing and provide new, parallel curb ramp, including detectable warning surfaces, and top and bottom landings as required.

CBC 2016 **11B-406.5.2**
CBC 2007 **1127B.5.2**
ADAAG **4.7.3**
PROWAG **R304.5.1**

Unit Cost **$7000.00**

Priority
58.5





		LEFT	RIGHT
Width of Ramp / Pad	(in)	47.0	47.0
Length of Ramp / Pad	(in)	62.0	51.0
Slope of the Ramp / Pad	(%)	6.4	8.6
X Slope of the Ramp / Pad	(%)	1.3	1.7
Top Landing Length	(in)	48.0	48.0
Top Landing Slope	(%)	1.6	0.4
Top Landing X Slope	(%)	1.4	2.2
Bottom Landing Length	(in)	48.0	
Bottom Landing Slope	(%)	1.7	
Bottom Landing X Slope	(%)	0.8	
Gutter Slope	(%)	0.1	
Gutter XSlope	(%)	1.0	
Gutter Lip	(in)	0.5	
Truncated Domes	(y/n)	NO	
Street Grade (Left / Right)	(%)	0.4	2.2
Stop/Yield Control:	(y/n)	Yes-Stop Sign	
Within Crosswalk	(y/n)	YES	
Crosswalks Served:		2 X-walk	
Tee Intersection:	(y/n)	Yes	
Vertical Curb:		Vertical	

W Parallel

951 Ramp Width

- *As-Built Description:*
  Clear width of ramp run is less than 48". (ADAAG requires 36" min)
- *As-is* Left: 47.0" Right: 46.0"
- *Proposed Solution:*
  Demolish existing and provide new, parallel curb ramp, including detectable warning surfaces, and top and bottom landings as required.

CBC 2016 **11B-406.5.2**
CBC 2007 **1127B.5.2**
ADAAG **4.7.3**
PROWAG **R304.5.1**

Unit Cost **$7000.00**

Priority
73.5





		LEFT	RIGHT
Width of Ramp / Pad	(in)	47.0	46.0
Length of Ramp / Pad	(in)	81.0	80.0
Slope of the Ramp / Pad	(%)	5.7	6.9
X Slope of the Ramp / Pad	(%)	2.3	2.0
Top Landing Length	(in)	48.0	48.0
Top Landing Slope	(%)	2.1	0.9
Top Landing X Slope	(%)	2.4	2.6
Bottom Landing Length	(in)	48.0	
Bottom Landing Slope	(%)	4.2	
Bottom Landing X Slope	(%)	0.7	
Gutter Slope	(%)	11.3	
Gutter XSlope	(%)	0.6	
Gutter Lip	(in)	1.0	
Truncated Domes	(y/n)	NO	
Street Grade (Left / Right)	(%)	0.2	N/A
Stop/Yield Control:	(y/n)	No	
Within Crosswalk	(y/n)	YES	
Crosswalks Served:		1 X-walk	
Tee Intersection:	(y/n)	Yes	
Vertical Curb:		Vertical	

Total Costs for Curb Ramps at : 15th St and Monterey Ave **$21,000.00**

E Perpendicular

1020 Gutter

- *As-Built Description:*

The slope of the gutter area or street at the foot of a curb ramp, blended transition, pedestrian pad, or island cut through exceeds 1:20 (5%) in the direction of the pedestrian crossing.

- *As-is* 11.7%
- *Proposed Solution:*

Demolish gutter or street area as required and provide 48" x 48" area at foot of curb ramp, blended transition, pedestrian pad, or island cut through with slope no greater than 5%.

CBC 2016 **11B-406.5.8**
CBC 2007 **1127B.5.3**
ADAAG **4.7.2**
ADA-2010 **406.2**
PROWAG **R304.5.4**

Unit Cost **$3000.00**

Priority
59

Width of Ramp / Pad	(in)	54.0
Length of Ramp / Pad	(in)	69.0
Slope of the Ramp / Pad	(%)	8.1
X Slope of the Ramp / Pad	(%)	0.4
Top Landing Length	(in)	48.0
Top Landing Slope	(%)	0.5
Top Landing X Slope	(%)	0.2
Left Flare	(%)	8.6
Right Flare	(%)	9.3
Gutter Slope	(%)	**11.7**
Gutter XSlope	(%)	0.7
Gutter Lip	(in)	**0.5**
Truncated Domes	(y/n)	**NO**
Street Grade (Left / Right)	(%)	0.1 0.5
Stop/Yield Control:	(y/n)	No
Within Crosswalk		**<48"**
Crosswalks Served:	(y/n)	1 X-walk
Tee Intersection:		Yes
Vertical Curb:		Vertical





N Perpendicular

1021 Gutter

- *As-Built Description:*

The slope of the gutter area or street at the foot of a curb ramp, blended transition, pedestrian pad, or island cut through exceeds 1:20 (5%) in the direction of the pedestrian crossing.

- *As-is* 12.7%
- *Proposed Solution:*

Demolish gutter or street area as required and provide 48" x 48" area at foot of curb ramp, blended transition, pedestrian pad, or island cut through with slope no greater than 5%.

CBC 2016 **11B-406.5.8**
CBC 2007 **1127B.5.3**
ADAAG **4.7.2**
ADA-2010 **406.2**
PROWAG **R304.5.4**

Unit Cost **$3000.00**

Priority
73.5

Width of Ramp / Pad	(in)	54.0
Length of Ramp / Pad	(in)	75.0
Slope of the Ramp / Pad	(%)	7.5
X Slope of the Ramp / Pad	(%)	0.6
Top Landing Length	(in)	48.0
Top Landing Slope	(%)	0.5
Top Landing X Slope	(%)	1.9
Left Flare	(%)	6.2
Right Flare	(%)	8.9
Gutter Slope	(%)	**12.7**
Gutter XSlope	(%)	**2.3**
Gutter Lip	(in)	**1.0**
Truncated Domes	(y/n)	**NO**
Street Grade (Left / Right)	(%)	1.2 0.5
Stop/Yield Control:	(y/n)	Yes-Stop Sign
Within Crosswalk		**<48"**
Crosswalks Served:	(y/n)	1 X-walk
Tee Intersection:		Yes
Vertical Curb:		Vertical





W Parallel

1019 Ramp Landing

- *As-Built Description:*
  Cross slope at top landing of existing parallel curb ramp exceeds 2%.
- *As-is* Left: 3.8% Right: 2.9%
- *Proposed Solution:*
  Demolish existing and provide new top landing sloped at 2% max. Curb ramp to remain.

CBC 2016 **11B-406.5.3**
CBC 2007 **1127B.5.4**
ADAAG **4.8.4; 4.8.6**
PROWAG **R304.5.3**

Unit Cost **$3500.00**

Priority
52




		LEFT	RIGHT
Width of Ramp / Pad	(in)	48.0	48.0
Length of Ramp / Pad	(in)	67.0	69.0
Slope of the Ramp / Pad	(%)	3.7	5.0
X Slope of the Ramp / Pad	(%)	2.0	1.8
Top Landing Length	(in)	48.0	48.0
Top Landing Slope	(%)	0.5	0.5
Top Landing X Slope	(%)	**3.8**	**2.9**
Bottom Landing Length	(in)	48.0	
Bottom Landing Slope	(%)	**2.2**	
Bottom Landing X Slope	(%)	0.1	
Gutter Slope	(%)	**9.5**	
Gutter XSlope	(%)	0.5	
Gutter Lip	(in)	**0.5**	
Truncated Domes	(y/n)	**NO**	
Street Grade (Left / Right)	(%)	0.3	N/A
Stop/Yield Control:	(y/n)	No	
Crosswalks Served:		No X-walk	
Tee Intersection:	(y/n)	Yes	
Vertical Curb:		Rolled	

Total Costs for Curb Ramps at : 15th St *and* Orange Ave **$9,500.00**

E Perpendicular

971 Ramp Landing

- *As-Built Description:*
  Top landing at existing perpendicular curb ramp or blended transition is less than 48" x 48" (60" length x ramp width preferred).
- *As-is* 47.0"
- *Proposed Solution:*
  Demolish existing and provide new, parallel curb ramp, including detectable warning surfaces, and top and bottom landings as required.

CBC 2016 **11B-406.5.3**
CBC 2007 **1127B.5.4**
ADAAG **4.8.4**
ADA-2010 **405.7**
PROWAG **R304.2.1**

Unit Cost **$7000.00**

Priority
86.25




Width of Ramp / Pad	(in)	54.0
Length of Ramp / Pad	(in)	73.0
Slope of the Ramp / Pad	(%)	**9.9**
X Slope of the Ramp / Pad	(%)	0.6
Top Landing Length	(in)	**47.0**
Top Landing Slope	(%)	1.9
Top Landing X Slope	(%)	1.5
Left Flare	(%)	**10.6**
Right Flare	(%)	7.7
Gutter Slope	(%)	**10.7**
Gutter XSlope	(%)	0.9
Gutter Lip	(in)	**1.0**
Truncated Domes	(y/n)	**NO**
Street Grade (Left / Right)	(%)	0.4 0.2
Stop/Yield Control:	(y/n)	No
Within Crosswalk		**<48"**
Crosswalks Served:	(y/n)	1 X-walk
Tee Intersection:		Yes
Vertical Curb:		Vertical

N Perpendicular

970 Ramp Slope

- *As-Built Description:*

Running slope of existing perpendicular curb ramp is less than 5% or greater than 8.3%.

- *As-is* 9.0%
- *Proposed Solution:*

Demolish existing and provide new, perpendicular curb ramp, including detectable warning surfaces, and top and bottom landings as required.

CBC 2016 **11B-406.2.1**
CBC 2007 **1127B.5.3**
ADAAG **4.7.2; 4.8.2**
ADA-2010 **405.2**
PROWAG **R304.2.2**

Unit Cost **$6500.00**

Priority
81.5

Width of Ramp / Pad	(in)	54.0
Length of Ramp / Pad	(in)	78.0
Slope of the Ramp / Pad	(%)	**9.0**
X Slope of the Ramp / Pad	(%)	0.7
Top Landing Length	(in)	48.0
Top Landing Slope	(%)	0.3
Top Landing X Slope	(%)	0.3
Left Flare	(%)	7.9
Right Flare	(%)	**10.7**
Gutter Slope	(%)	**12.5**
Gutter XSlope	(%)	0.5
Gutter Lip	(in)	**1.0**
Truncated Domes	(y/n)	**NO**
Street Grade (Left / Right)	(%)	1.5 0.1
Stop/Yield Control:	(y/n)	Yes-Stop Sign
Within Crosswalk		**<48"**
Crosswalks Served:	(y/n)	1 X-walk
Tee Intersection:		Yes
Vertical Curb:		Vertical





W Curb Ramp Required

969 Access Route

- *As-Built Description:*

Curb ramp or blended transition not provided where a pedestrian access route crosses a curb.

- *Proposed Solution:*

Provide a parallel curb ramp, including detectable warning surfaces, and top and bottom landings as required.

CBC 2007 **1127B.5.1**
ADAAG **4.7.1**
PROWAG **R207.1**

Unit Cost **$7000.00**

Priority
58

		LEFT	RIGHT
Width of Ramp / Pad	(in)	N/A	N/A
Slope of the Ramp / Pad	(%)	N/A	N/A
X Slope of the Ramp / Pad	(%)	N/A	N/A
Stop/Yield Control:	(y/n)	No	
Crosswalks Served:		No X-walk	
Tee Intersection:	(y/n)	Yes	
Vertical Curb:		Vertical	



Total Costs for Curb Ramps at : 15th St and Riverside Ave **$20,500.00**

NE Perpendicular

988 Compliant Curb Ramp

- *As-Built Description:*

Curb ramp, blended transition, island cut-through, island perpendicular, or pedestrian pad surveyed for the following items are in compliance with the ADA and applicable building codes.

- *Proposed Solution:*

Provide routine inspection and maintenance to maintain accessible access route.

Unit Cost **$0.00**

Priority

54





Width of Ramp / Pad	(in)	61.0
Length of Ramp / Pad	(in)	80.0
Slope of the Ramp / Pad	(%)	6.6
X Slope of the Ramp / Pad	(%)	1.1
Top Landing Length	(in)	48.0
Top Landing Slope	(%)	1.1
Top Landing X Slope	(%)	0.1
Left Flare	(%)	10.0
Right Flare	(%)	7.9
Gutter Slope	(%)	4.9
Gutter XSlope	(%)	0.1
Gutter Lip	(in)	0.0
Truncated Domes	(y/n)	YES
Dome Setback	(in)	8.0
Street Grade (Left / Right)	(%)	1.9 0.4
Stop/Yield Control:	(y/n)	Stop Light
Within Crosswalk	(y/n)	YES
Crosswalks Served:		2 X-walk
Tee Intersection:	(y/n)	No
Vertical Curb:		Vertical

NW Perpendicular

991 Ramp Landing

- *As-Built Description:*

Top landing at existing perpendicular curb ramp or blended transition is less than 48" x 48" (60" length x ramp width preferred).

- *As-is* 47.0"
- *Proposed Solution:*

Demolish existing and provide new, parallel curb ramp, including detectable warning surfaces, and top and bottom landings as required.

CBC 2016 **11B-406.5.3**
CBC 2007 **1127B.5.4**
ADAAG **4.8.4**
ADA-2010 **405.7**
PROWAG **R304.2.1**

Unit Cost **$7000.00**

Priority

71.25





Width of Ramp / Pad	(in)	49.0
Length of Ramp / Pad	(in)	76.0
Slope of the Ramp / Pad	(%)	8.1
X Slope of the Ramp / Pad	(%)	0.0
Top Landing Length	(in)	**47.0**
Top Landing Slope	(%)	1.5
Top Landing X Slope	(%)	0.4
Left Flare	(%)	6.6
Right Flare	(%)	8.8
Gutter Slope	(%)	**9.8**
Gutter XSlope	(%)	1.6
Gutter Lip	(in)	**0.5**
Truncated Domes	(y/n)	YES
Dome Setback	(in)	8.0
Street Grade (Left / Right)	(%)	0.8 0.6
Stop/Yield Control:	(y/n)	Stop Light
Within Crosswalk	(y/n)	YES
Crosswalks Served:		2 X-walk
Tee Intersection:	(y/n)	No
Vertical Curb:		Vertical

SE Perpendicular

989 Ramp Landing

- *As-Built Description:*

Top landing at existing perpendicular curb ramp or blended transition is less than 48" x 48" (60" length x ramp width preferred).

- *As-is* 47.0"
- *Proposed Solution:*

Demolish existing and provide new, parallel curb ramp, including detectable warning surfaces, and top and bottom landings as required.

CBC 2016 **11B-406.5.3**
CBC 2007 **1127B.5.4**
ADAAG **4.8.4**
ADA-2010 **405.7**
PROWAG **R304.2.1**

Unit Cost **$7000.00**

Priority

58.25





Width of Ramp / Pad	(in)	50.0
Length of Ramp / Pad	(in)	79.0
Slope of the Ramp / Pad	(%)	**8.9**
X Slope of the Ramp / Pad	(%)	1.1
Top Landing Length	(in)	**47.0**
Top Landing Slope	(%)	1.0
Top Landing X Slope	(%)	0.6
Left Flare	(%)	**10.1**
Right Flare	(%)	6.6
Gutter Slope	(%)	**7.3**
Gutter XSlope	(%)	0.4
Gutter Lip	(in)	0.0
Truncated Domes	(y/n)	YES
Dome Setback	(in)	**9.0**
Street Grade (Left / Right)	(%)	0.6 2.4
Stop/Yield Control:	(y/n)	Stop Light
Within Crosswalk	(y/n)	YES
Crosswalks Served:		2 X-walk
Tee Intersection:	(y/n)	No
Vertical Curb:		Vertical

SW Perpendicular

990 Ramp Landing

- *As-Built Description:*

Top landing at existing perpendicular curb ramp or blended transition is less than 48" x 48" (60" length x ramp width preferred).

- *As-is* 47.0"
- *Proposed Solution:*

Demolish existing and provide new, parallel curb ramp, including detectable warning surfaces, and top and bottom landings as required.

CBC 2016 **11B-406.5.3**
CBC 2007 **1127B.5.4**
ADAAG **4.8.4**
ADA-2010 **405.7**
PROWAG **R304.2.1**

Unit Cost **$7000.00**

Priority

78.75





Width of Ramp / Pad	(in)	50.0
Length of Ramp / Pad	(in)	78.0
Slope of the Ramp / Pad	(%)	7.4
X Slope of the Ramp / Pad	(%)	0.1
Top Landing Length	(in)	**47.0**
Top Landing Slope	(%)	**2.7**
Top Landing X Slope	(%)	0.8
Left Flare	(%)	8.2
Right Flare	(%)	7.2
Gutter Slope	(%)	**6.5**
Gutter XSlope	(%)	0.1
Gutter Lip	(in)	**0.25**
Truncated Domes	(y/n)	YES
Dome Setback	(in)	8.0
Street Grade (Left / Right)	(%)	1.4 1.9
Stop/Yield Control:	(y/n)	Stop Light
Within Crosswalk	(y/n)	YES
Crosswalks Served:		2 X-walk
Tee Intersection:	(y/n)	No
Vertical Curb:		Vertical

Total Costs for Curb Ramps at : 15th St and Robertson Blvd **$21,000.00**

N Curb Ramp Required

1024 Access Route

- *As-Built Description:*

Curb ramp or blended transition not provided where a pedestrian access route crosses a curb.

- *Proposed Solution:*

Provide a parallel curb ramp, including detectable warning surfaces, and top and bottom landings as required.

CBC 2007 **1127B.5.1**
ADAAG **4.7.1**
PROWAG **R207.1**

Unit Cost **$7000.00**

Priority
44

		LEFT	RIGHT
Width of Ramp / Pad	(in)	N/A	N/A
Slope of the Ramp / Pad	(%)	N/A	N/A
X Slope of the Ramp / Pad	(%)	N/A	N/A

Stop/Yield Control:	(y/n)	No
Crosswalks Served:		No X-walk
Tee Intersection:	(y/n)	Yes
Vertical Curb:		Vertical



S Perpendicular

1022 Ramp Landing

- *As-Built Description:*

Top landing at existing perpendicular curb ramp or blended transition is less than 48" x 48" (60" length x ramp width preferred).

- *As-is* 42.0"
- *Proposed Solution:*

Demolish existing and provide new, parallel curb ramp, including detectable warning surfaces, and top and bottom landings as required.

CBC 2016 **11B-406.5.3**
CBC 2007 **1127B.5.4**
ADAAG **4.8.4**
ADA-2010 **405.7**
PROWAG **R304.2.1**

Unit Cost **$7000.00**

Priority
44

Width of Ramp / Pad	(in)	48.0
Length of Ramp / Pad	(in)	61.0
Slope of the Ramp / Pad	(%)	4.1
X Slope of the Ramp / Pad	(%)	0.4
Top Landing Length	(in)	**42.0**
Top Landing Slope	(%)	0.4
Top Landing X Slope	(%)	0.5

Left Flare	(%)	6.9
Right Flare	(%)	4.9
Gutter Slope	(%)	**6.6**
Gutter XSlope	(%)	0.1
Gutter Lip	(in)	0.0
Truncated Domes	(y/n)	YES
Dome Setback	(in)	**12.0**

Street Grade (Left / Right)	(%)	2.1 1.1
Stop/Yield Control:	(y/n)	Yes-Stop Sign
Within Crosswalk		**<48"**
Crosswalks Served:	(y/n)	1 X-walk
Tee Intersection:		Yes
Vertical Curb:		Rolled





W Perpendicular

1023 Ramp Landing

- *As-Built Description:*

Top landing at existing perpendicular curb ramp or blended transition is less than 48" x 48" (60" length x ramp width preferred).

- *As-is* 47.0"
- *Proposed Solution:*

Demolish existing and provide new, parallel curb ramp, including detectable warning surfaces, and top and bottom landings as required.

CBC 2016 **11B-406.5.3**
CBC 2007 **1127B.5.4**
ADAAG **4.8.4**
ADA-2010 **405.7**
PROWAG **R304.2.1**

Unit Cost **$7000.00**

Priority
41.75

Width of Ramp / Pad	(in)	48.0	
Length of Ramp / Pad	(in)	59.0	
Slope of the Ramp / Pad	(%)	4.1	
X Slope of the Ramp / Pad	(%)	0.5	
Top Landing Length	(in)	**47.0**	
Top Landing Slope	(%)	0.5	
Top Landing X Slope	(%)	0.5	
Left Flare	(%)	4.6	
Right Flare	(%)	4.9	
Gutter Slope	(%)	**8.6**	
Gutter XSlope	(%)	0.1	
Gutter Lip	(in)	0.0	
Truncated Domes	(y/n)	YES	
Dome Setback	(in)	**12.0**	
Street Grade (Left / Right)	(%)	1.9	0.2
Stop/Yield Control:	(y/n)	No	
Within Crosswalk		**<48"**	
Crosswalks Served:	(y/n)	1 X-walk	
Tee Intersection:		Yes	
Vertical Curb:		Rolled	





Total Costs for Curb Ramps at : 15th St *and* Roosevelt Dr **$21,000.00**

E Perpendicular

929 Ramp Transition

- *As-Built Description:*

Flush transition from ramp to gutter not provided.

- *As-is* 1.0"
- *Proposed Solution:*

Modify elements (ramp, gutter, landing, route) as required to provide flush transition from ramp to gutter.

CBC 2016 **11B-406.5.8**
CBC 2007 **1127B.5.3**
ADAAG **4.7.2**
PROWAG **R304.5.2**

Unit Cost **$2500.00**

Priority
53

Width of Ramp / Pad	(in)	54.0	
Length of Ramp / Pad	(in)	71.0	
Slope of the Ramp / Pad	(%)	6.8	
X Slope of the Ramp / Pad	(%)	0.4	
Top Landing Length	(in)	48.0	
Top Landing Slope	(%)	0.9	
Top Landing X Slope	(%)	0.1	
Left Flare	(%)	5.9	
Right Flare	(%)	5.4	
Gutter Slope	(%)	0.8	
Gutter XSlope	(%)	0.3	
Gutter Lip	(in)	**1.0**	
Truncated Domes	(y/n)	**NO**	
Street Grade (Left / Right)	(%)	0.9	0.5
Stop/Yield Control:	(y/n)	No	
Within Crosswalk	(y/n)	YES	
Crosswalks Served:		1 X-walk	
Tee Intersection:	(y/n)	No	
Vertical Curb:		Vertical	





N Perpendicular

928 Ramp Landing

- *As-Built Description:*

Top landing at existing perpendicular curb ramp or blended transition is less than 48" x 48" (60" length x ramp width preferred).

- *As-is* 46.0"
- *Proposed Solution:*

Demolish existing and provide new, parallel curb ramp, including detectable warning surfaces, and top and bottom landings as required.

CBC 2016 **11B-406.5.3**
CBC 2007 **1127B.5.4**
ADAAG **4.8.4**
ADA-2010 **405.7**
PROWAG **R304.2.1**

Unit Cost **$7000.00**

Priority
57.75

Width of Ramp / Pad	(in)	53.0
Length of Ramp / Pad	(in)	71.0
Slope of the Ramp / Pad	(%)	**8.4**
X Slope of the Ramp / Pad	(%)	0.5
Top Landing Length	(in)	**46.0**
Top Landing Slope	(%)	1.6
Top Landing X Slope	(%)	0.2
Left Flare	(%)	7.3
Right Flare	(%)	8.7
Gutter Slope	(%)	4.0
Gutter XSlope	(%)	0.0
Gutter Lip	(in)	**1.0**
Truncated Domes	(y/n)	**NO**
Street Grade (Left / Right)	(%)	0.3 0.5
Stop/Yield Control:	(y/n)	Yes-Stop Sign
Within Crosswalk	(y/n)	YES
Crosswalks Served:		1 X-walk
Tee Intersection:	(y/n)	No
Vertical Curb:		Vertical





W Parallel

927 Ramp Width

- *As-Built Description:*

Clear width of ramp run is less than 48". (ADAAG requires 36" min)

- *As-is* Left: 47.0"
- *Proposed Solution:*

Demolish existing and provide new, parallel curb ramp, including detectable warning surfaces, and top and bottom landings as required.

CBC 2016 **11B-406.5.2**
CBC 2007 **1127B.5.2**
ADAAG **4.7.3**
PROWAG **R304.5.1**

Unit Cost **$7000.00**

Priority
69

		LEFT	RIGHT
Width of Ramp / Pad	(in)	**47.0**	48.0
Length of Ramp / Pad	(in)	67.0	66.0
Slope of the Ramp / Pad	(%)	6.2	6.0
X Slope of the Ramp / Pad	(%)	**2.4**	0.4
Top Landing Length	(in)	48.0	48.0
Top Landing Slope	(%)	1.7	1.0
Top Landing X Slope	(%)	**4.9**	1.8
Bottom Landing Length	(in)	48.0	
Bottom Landing Slope	(%)	1.6	
Bottom Landing X Slope	(%)	1.7	
Gutter Slope	(%)	**11.2**	
Gutter XSlope	(%)	0.5	
Gutter Lip	(in)	**1.0**	
Truncated Domes	(y/n)	**NO**	
Street Grade (Left / Right)	(%)	0.6	N/A
Stop/Yield Control:	(y/n)	No	
Crosswalks Served:		No X-walk	
Tee Intersection:	(y/n)	No	
Vertical Curb:		Vertical	





Total Costs for Curb Ramps at : 15th St and Sonoma Ave **$16,500.00**

E Perpendicular

1025 Ramp Slope

- *As-Built Description:*

Running slope of existing perpendicular curb ramp is less than 5% or greater than 8.3%.

- *As-is* 10.8%
- *Proposed Solution:*

Demolish existing and provide new, perpendicular curb ramp, including detectable warning surfaces, and top and bottom landings as required.

CBC 2016 **11B-406.2.1**
CBC 2007 **1127B.5.3**
ADAAG **4.7.2; 4.8.2**
ADA-2010 **405.2**
PROWAG **R304.2.2**

Unit Cost **$6500.00**

Priority
74

Width of Ramp / Pad	(in)	53.0
Length of Ramp / Pad	(in)	74.0
Slope of the Ramp / Pad	(%)	**10.8**
X Slope of the Ramp / Pad	(%)	0.4
Top Landing Length	(in)	48.0
Top Landing Slope	(%)	1.9
Top Landing X Slope	(%)	0.0
Left Flare	(%)	**10.3**
Right Flare	(%)	**10.4**
Gutter Slope	(%)	**11.0**
Gutter XSlope	(%)	0.3
Gutter Lip	(in)	**1.0**
Truncated Domes	(y/n)	**NO**
Street Grade (Left / Right)	(%)	0.9 0.2
Stop/Yield Control:	(y/n)	No
Within Crosswalk		**<48"**
Crosswalks Served:	(y/n)	1 X-walk
Tee Intersection:		Yes
Vertical Curb:		Vertical





N Perpendicular

1026 Ramp Slope

- *As-Built Description:*

Running slope of existing perpendicular curb ramp is less than 5% or greater than 8.3%.

- *As-is* 8.8%
- *Proposed Solution:*

Demolish existing and provide new, perpendicular curb ramp, including detectable warning surfaces, and top and bottom landings as required.

CBC 2016 **11B-406.2.1**
CBC 2007 **1127B.5.3**
ADAAG **4.7.2; 4.8.2**
ADA-2010 **405.2**
PROWAG **R304.2.2**

Unit Cost **$6500.00**

Priority
67.5

Width of Ramp / Pad	(in)	53.0
Length of Ramp / Pad	(in)	70.0
Slope of the Ramp / Pad	(%)	**8.8**
X Slope of the Ramp / Pad	(%)	1.3
Top Landing Length	(in)	48.0
Top Landing Slope	(%)	1.8
Top Landing X Slope	(%)	0.2
Left Flare	(%)	7.1
Right Flare	(%)	**10.8**
Gutter Slope	(%)	**13.0**
Gutter XSlope	(%)	0.9
Gutter Lip	(in)	**1.0**
Truncated Domes	(y/n)	**NO**
Street Grade (Left / Right)	(%)	1.4 1.2
Stop/Yield Control:	(y/n)	Yes-Stop Sign
Within Crosswalk		**<48"**
Crosswalks Served:	(y/n)	1 X-walk
Tee Intersection:		Yes
Vertical Curb:		Vertical





W Curb Ramp Required

1027 Access Route

- *As-Built Description:*
  Curb ramp or blended transition not provided where a pedestrian access route crosses a curb.
- *Proposed Solution:*
  Provide a parallel curb ramp, including detectable warning surfaces, and top and bottom landings as required.

CBC 2007 **1127B.5.1**
ADAAG **4.7.1**
PROWAG **R207.1**

Unit Cost **$7000.00**

Priority
32

		LEFT	RIGHT
Width of Ramp / Pad	(in)	N/A	N/A
Slope of the Ramp / Pad	(%)	N/A	N/A
X Slope of the Ramp / Pad	(%)	N/A	N/A

Stop/Yield Control:	(y/n)	No
Crosswalks Served:		No X-walk
Tee Intersection:	(y/n)	Yes
Vertical Curb:		Vertical



Total Costs for Curb Ramps at : 15th St and Trinity Ave $20,000.00

E Curb Ramp Required

1048 Access Route

- *As-Built Description:*
  Curb ramp or blended transition not provided where a pedestrian access route crosses a curb.
- *Proposed Solution:*
  Provide a parallel curb ramp, including detectable warning surfaces, and top and bottom landings as required.

CBC 2007 **1127B.5.1**
ADAAG **4.7.1**
PROWAG **R207.1**

Unit Cost **$7000.00**

Priority
32

		LEFT	RIGHT
Width of Ramp / Pad	(in)	N/A	N/A
Slope of the Ramp / Pad	(%)	N/A	N/A
X Slope of the Ramp / Pad	(%)	N/A	N/A

Stop/Yield Control:	(y/n)	No
Crosswalks Served:		No X-walk
Tee Intersection:	(y/n)	Yes
Vertical Curb:		Vertical



S Perpendicular

1047 Detectable Warning Surface

CBC 2016 **11B-705.1.2.2**
ADAAG **4.7.7, 4.29.1&2**
ADA-2010 **705.1**

- *As-Built Description:*
  The detectable warning surface is not located between 6" - 8" from the curb line on a curb ramp or at the edges on a pedestrian island, cut-through island, pedestrian pad, perpendicular curb ramp or blended transition. (0" from curb line on a parallel curb ramp.)
- *As-is* 12.0"
- *Proposed Solution:*
  Relocate the detectable warning surface.

Unit Cost **$500.00**

Priority
20

Width of Ramp / Pad	(in)	48.0
Length of Ramp / Pad	(in)	51.0
Slope of the Ramp / Pad	(%)	4.6
X Slope of the Ramp / Pad	(%)	0.4
Top Landing Length	(in)	48.0
Top Landing Slope	(%)	0.6
Top Landing X Slope	(%)	0.3
Left Flare	(%)	4.9
Right Flare	(%)	5.7
Gutter Slope	(%)	1.4
Gutter XSlope	(%)	0.2
Gutter Lip	(in)	0.0
Truncated Domes	(y/n)	YES
Dome Setback	(in)	**12.0**
Street Grade (Left / Right)	(%)	0.6 0.1
Stop/Yield Control:	(y/n)	Yes-Stop Sign
Within Crosswalk		**<48"**
Crosswalks Served:	(y/n)	1 X-walk
Tee Intersection:		Yes
Vertical Curb:		Rolled





W Perpendicular

1046 Ramp Landing

CBC 2016 **11B-406.5.3**
CBC 2007 **1127B.5.4**
ADAAG **4.8.4**
ADA-2010 **405.7**
PROWAG **R304.2.1**

- *As-Built Description:*
  Top landing at existing perpendicular curb ramp or blended transition is less than 48" x 48" (60" length x ramp width preferred).
- *As-is* 46.0"
- *Proposed Solution:*
  Demolish existing and provide new, parallel curb ramp, including detectable warning surfaces, and top and bottom landings as required.

Unit Cost **$7000.00**

Priority
26.25

Width of Ramp / Pad	(in)	48.0
Length of Ramp / Pad	(in)	49.0
Slope of the Ramp / Pad	(%)	3.9
X Slope of the Ramp / Pad	(%)	0.9
Top Landing Length	(in)	**46.0**
Top Landing Slope	(%)	1.0
Top Landing X Slope	(%)	1.1
Left Flare	(%)	4.1
Right Flare	(%)	4.3
Gutter Slope	(%)	3.7
Gutter XSlope	(%)	0.3
Gutter Lip	(in)	0.0
Truncated Domes	(y/n)	YES
Dome Setback	(in)	**12.0**
Street Grade (Left / Right)	(%)	1.3 0.1
Stop/Yield Control:	(y/n)	No
Within Crosswalk	(y/n)	**NO**
Crosswalks Served:		1 X-walk
Tee Intersection:	(y/n)	Yes
Vertical Curb:		Rolled





Total Costs for Curb Ramps at : 15th St and Truman Dr **$14,500.00**

Total Costs for Curb Ramps along : 15th St **$318,000.00**

Year Completed	Intersection ID	Survey Street	Cross Street
TBD	64	1st St	Alameda Ave

Orientation & ID #	Ramp Type	Existing Access Barrier and Proposed Solution	Codes / Mitigation Info	Measurements

E — No Sidewalk, Curb Ramp Not Required

384 Pedestrian Access Route

- *As-Built Description:*

No curb, curb ramp, or sidewalk provided. Pedestrian access route is along the vehicular lane and is not separated by a curb or other cane detectable warning.

- *Proposed Solution:*

When curb or sidewalk is installed along either street, provide accessible curb ramp.

CBC 2007 **1127B.5.1**
ADAAG **4.7.1**
PROWAG **R304.1**

Unit Cost **$0.00**

Priority
62

		LEFT	RIGHT
Width of Ramp / Pad	(in)	N/A	N/A
Slope of the Ramp / Pad	(%)	N/A	N/A
X Slope of the Ramp / Pad	(%)	N/A	N/A

Stop/Yield Control:	(y/n)	No
Crosswalks Served:		No X-walk
Tee Intersection:	(y/n)	No
Vertical Curb:		Vertical



N — No Sidewalk, Curb Ramp Not Required

385 Pedestrian Access Route

- *As-Built Description:*

No curb, curb ramp, or sidewalk provided. Pedestrian access route is along the vehicular lane and is not separated by a curb or other cane detectable warning.

- *Proposed Solution:*

When curb or sidewalk is installed along either street, provide accessible curb ramp.

CBC 2007 **1127B.5.1**
ADAAG **4.7.1**
PROWAG **R304.1**

Unit Cost **$0.00**

Priority
62

		LEFT	RIGHT
Width of Ramp / Pad	(in)	N/A	N/A
Slope of the Ramp / Pad	(%)	N/A	N/A
X Slope of the Ramp / Pad	(%)	N/A	N/A

Stop/Yield Control:	(y/n)	No
Crosswalks Served:		No X-walk
Tee Intersection:	(y/n)	No
Vertical Curb:		N/A



S Perpendicular

387 Ramp Landing

- *As-Built Description:*

Top landing at existing perpendicular curb ramp or blended transition is less than 48" x 48" (60" length x ramp width preferred).

- *As-is* 0.0"
- *Proposed Solution:*

Demolish existing and provide new, parallel curb ramp, including detectable warning surfaces, and top and bottom landings as required.

CBC 2016 **11B-406.5.3**
CBC 2007 **1127B.5.4**
ADAAG **4.8.4**
ADA-2010 **405.7**
PROWAG **R304.2.1**

Unit Cost **$7000.00**

Priority
73.5

Width of Ramp / Pad	(in)	48.0
Length of Ramp / Pad	(in)	80.0
Slope of the Ramp / Pad	(%)	**9.8**
X Slope of the Ramp / Pad	(%)	1.8
Top Landing Length	(in)	**0.0**
Top Landing Slope	(%)	N/A
Top Landing X Slope	(%)	N/A
Left Flare	(%)	8.6
Right Flare	(%)	8.4
Gutter Slope	(%)	**5.4**
Gutter XSlope	(%)	0.7
Gutter Lip	(in)	**0.5**
Truncated Domes	(y/n)	**NO**
Street Grade (Left / Right)	(%)	0.9 0.9
Stop/Yield Control:	(y/n)	No
Crosswalks Served:		No X-walk
Tee Intersection:	(y/n)	No
Vertical Curb:		Vertical





W No Sidewalk, Curb Ramp Not Required

386 Pedestrian Access Route

- *As-Built Description:*

No curb, curb ramp, or sidewalk provided. Pedestrian access route is along the vehicular lane and is not separated by a curb or other cane detectable warning.

- *Proposed Solution:*

When curb or sidewalk is installed along either street, provide accessible curb ramp.

CBC 2007 **1127B.5.1**
ADAAG **4.7.1**
PROWAG **R304.1**

Unit Cost **$0.00**

Priority
62

		LEFT	RIGHT
Width of Ramp / Pad	(in)	N/A	N/A
Slope of the Ramp / Pad	(%)	N/A	N/A
X Slope of the Ramp / Pad	(%)	N/A	N/A
Stop/Yield Control:	(y/n)	No	
Crosswalks Served:		No X-walk	
Tee Intersection:	(y/n)	No	
Vertical Curb:		N/A	



Total Costs for Curb Ramps at : 1st St and Alameda Ave **$7,000.00**

E No Sidewalk, Curb Ramp Not Required

380 Pedestrian Access Route

- *As-Built Description:*

No curb, curb ramp, or sidewalk provided. Pedestrian access route is along the vehicular lane and is not separated by a curb or other cane detectable warning.

- *Proposed Solution:*

When curb or sidewalk is installed along either street, provide accessible curb ramp.

CBC 2007 **1127B.5.1**
ADAAG **4.7.1**
PROWAG **R304.1**

Unit Cost **$0.00**

Priority
40

		LEFT	RIGHT
Width of Ramp / Pad	(in)	N/A	N/A
Slope of the Ramp / Pad	(%)	N/A	N/A
X Slope of the Ramp / Pad	(%)	N/A	N/A

Stop/Yield Control:	(y/n)	Yes-Stop Sign
Crosswalks Served:		No X-walk
Tee Intersection:	(y/n)	No
Vertical Curb:		N/A



N No Sidewalk, Curb Ramp Not Required

383 Pedestrian Access Route

- *As-Built Description:*

No curb, curb ramp, or sidewalk provided. Pedestrian access route is along the vehicular lane and is not separated by a curb or other cane detectable warning.

- *Proposed Solution:*

When curb or sidewalk is installed along either street, provide accessible curb ramp.

CBC 2007 **1127B.5.1**
ADAAG **4.7.1**
PROWAG **R304.1**

Unit Cost **$0.00**

Priority
40

		LEFT	RIGHT
Width of Ramp / Pad	(in)	N/A	N/A
Slope of the Ramp / Pad	(%)	N/A	N/A
X Slope of the Ramp / Pad	(%)	N/A	N/A

Stop/Yield Control:	(y/n)	No
Crosswalks Served:		No X-walk
Tee Intersection:	(y/n)	No
Vertical Curb:		Vertical



S Curb Ramp Required

381 Access Route

- *As-Built Description:*

  Curb ramp or blended transition not provided where a pedestrian access route crosses a curb.

- *Proposed Solution:*

  Provide a parallel curb ramp, including detectable warning surfaces, and top and bottom landings as required.

CBC 2007 **1127B.5.1**
ADAAG **4.7.1**
PROWAG **R207.1**

Unit Cost **$7000.00**

Priority
42

		LEFT	RIGHT
Width of Ramp / Pad	(in)	N/A	N/A
Slope of the Ramp / Pad	(%)	N/A	N/A
X Slope of the Ramp / Pad	(%)	N/A	N/A

Stop/Yield Control:	(y/n)	No
Crosswalks Served:		No X-walk
Tee Intersection:	(y/n)	No
Vertical Curb:		Vertical



W No Sidewalk, Curb Ramp Not Required

382 Pedestrian Access Route

- *As-Built Description:*

  No curb, curb ramp, or sidewalk provided. Pedestrian access route is along the vehicular lane and is not separated by a curb or other cane detectable warning.

- *Proposed Solution:*

  When curb or sidewalk is installed along either street, provide accessible curb ramp.

CBC 2007 **1127B.5.1**
ADAAG **4.7.1**
PROWAG **R304.1**

Unit Cost **$0.00**

Priority
52

		LEFT	RIGHT
Width of Ramp / Pad	(in)	N/A	N/A
Slope of the Ramp / Pad	(%)	N/A	N/A
X Slope of the Ramp / Pad	(%)	N/A	N/A

Stop/Yield Control:	(y/n)	Yes-Stop Sign
Crosswalks Served:		No X-walk
Tee Intersection:	(y/n)	No
Vertical Curb:		N/A



Total Costs for Curb Ramps at : 1st St and Colusa Ave **$7,000.00**

E No Sidewalk, Curb Ramp Not Required

391 Pedestrian Access Route

- *As-Built Description:*

No curb, curb ramp, or sidewalk provided. Pedestrian access route is along the vehicular lane and is not separated by a curb or other cane detectable warning.

- *Proposed Solution:*

When curb or sidewalk is installed along either street, provide accessible curb ramp.

CBC 2007 **1127B.5.1**
ADAAG **4.7.1**
PROWAG **R304.1**

Unit Cost **$0.00**

Priority
58

		LEFT	RIGHT
Width of Ramp / Pad	(in)	N/A	N/A
Slope of the Ramp / Pad	(%)	N/A	N/A
X Slope of the Ramp / Pad	(%)	N/A	N/A

Stop/Yield Control:	(y/n)	No
Crosswalks Served:		No X-walk
Tee Intersection:	(y/n)	No
Vertical Curb:		N/A



N No Sidewalk, Curb Ramp Not Required

390 Pedestrian Access Route

- *As-Built Description:*

No curb, curb ramp, or sidewalk provided. Pedestrian access route is along the vehicular lane and is not separated by a curb or other cane detectable warning.

- *Proposed Solution:*

When curb or sidewalk is installed along either street, provide accessible curb ramp.

CBC 2007 **1127B.5.1**
ADAAG **4.7.1**
PROWAG **R304.1**

Unit Cost **$0.00**

Priority
68

		LEFT	RIGHT
Width of Ramp / Pad	(in)	N/A	N/A
Slope of the Ramp / Pad	(%)	N/A	N/A
X Slope of the Ramp / Pad	(%)	N/A	N/A

Stop/Yield Control:	(y/n)	No
Crosswalks Served:		No X-walk
Tee Intersection:	(y/n)	No
Vertical Curb:		Vertical



S No Sidewalk, Curb Ramp Not Required

388 Pedestrian Access Route

- *As-Built Description:*

No curb, curb ramp, or sidewalk provided. Pedestrian access route is along the vehicular lane and is not separated by a curb or other cane detectable warning.

- *Proposed Solution:*

When curb or sidewalk is installed along either street, provide accessible curb ramp.

CBC 2007 **1127B.5.1**
ADAAG **4.7.1**
PROWAG **R304.1**

Unit Cost **$0.00**

Priority
68

		LEFT	RIGHT
Width of Ramp / Pad	(in)	N/A	N/A
Slope of the Ramp / Pad	(%)	N/A	N/A
X Slope of the Ramp / Pad	(%)	N/A	N/A
Stop/Yield Control:	(y/n)	No	
Crosswalks Served:		No X-walk	
Tee Intersection:	(y/n)	No	
Vertical Curb:		Vertical	



W Perpendicular

389 Ramp Landing

- *As-Built Description:*

Top landing at existing perpendicular curb ramp or blended transition is less than 48" x 48" (60" length x ramp width preferred).

- *As-is* 32.0"
- *Proposed Solution:*

Demolish existing and provide new, parallel curb ramp, including detectable warning surfaces, and top and bottom landings as required.

CBC 2016 **11B-406.5.3**
CBC 2007 **1127B.5.4**
ADAAG **4.8.4**
ADA-2010 **405.7**
PROWAG **R304.2.1**

Unit Cost **$7000.00**

Priority
82

Width of Ramp / Pad	(in)	48.0	
Length of Ramp / Pad	(in)	84.0	
Slope of the Ramp / Pad	(%)	5.5	
X Slope of the Ramp / Pad	(%)	1.2	
Top Landing Length	(in)	**32.0**	
Top Landing Slope	(%)	1.6	
Top Landing X Slope	(%)	0.3	
Left Flare	(%)	4.7	
Right Flare	(%)	4.6	
Gutter Slope	(%)	4.9	
Gutter XSlope	(%)	0.7	
Gutter Lip	(in)	**0.5**	
Truncated Domes	(y/n)	**NO**	
Street Grade (Left / Right)	(%)	1.7	0.7
Stop/Yield Control:	(y/n)	No	
Crosswalks Served:		No X-walk	
Tee Intersection:	(y/n)	No	
Vertical Curb:		Vertical	





Total Costs for Curb Ramps at : 1st St and Humboldt Ave **$7,000.00**

E Perpendicular

6 Compliant Curb Ramp

- *As-Built Description:*

Curb ramp, blended transition, island cut-through, island perpendicular, or pedestrian pad surveyed for the following items are in compliance with the ADA and applicable building codes.

- *Proposed Solution:*

Provide routine inspection and maintenance to maintain accessible access route.

Unit Cost **$0.00**

Priority

58





Width of Ramp / Pad	(in)	48.0
Length of Ramp / Pad	(in)	84.0
Slope of the Ramp / Pad	(%)	7.1
X Slope of the Ramp / Pad	(%)	0.6
Top Landing Length	(in)	48.0
Top Landing Slope	(%)	0.7
Top Landing X Slope	(%)	0.7
Left Flare	(%)	7.5
Right Flare	(%)	8.5
Gutter Slope	(%)	0.8
Gutter XSlope	(%)	0.6
Gutter Lip	(in)	0.0
Truncated Domes	(y/n)	YES
Dome Setback	(in)	6.0
Street Grade (Left / Right)	(%)	1.0 0.3
Stop/Yield Control:	(y/n)	Yes-Stop Sign
Crosswalks Served:		No X-walk
Tee Intersection:	(y/n)	No
Vertical Curb:		Vertical

N Perpendicular

7 Ramp Landing

- *As-Built Description:*

Top landing at existing perpendicular curb ramp or blended transition is less than 48" x 48" (60" length x ramp width preferred).

- *As-is* 0.0"
- *Proposed Solution:*

Demolish existing and provide new, parallel curb ramp, including detectable warning surfaces, and top and bottom landings as required.

CBC 2016 **11B-406.5.3**
CBC 2007 **1127B.5.4**
ADAAG **4.8.4**
ADA-2010 **405.7**
PROWAG **R304.2.1**

Unit Cost **$7000.00**

Priority

136.5





Width of Ramp / Pad	(in)	**32.0**
Length of Ramp / Pad	(in)	61.0
Slope of the Ramp / Pad	(%)	**15.5**
X Slope of the Ramp / Pad	(%)	**2.8**
Top Landing Length	(in)	**0.0**
Top Landing Slope	(%)	N/A
Top Landing X Slope	(%)	N/A
Left Flare	(%)	**19.2**
Right Flare	(%)	**23.6**
Gutter Slope	(%)	**8.7**
Gutter XSlope	(%)	1.3
Gutter Lip	(in)	0.0
Truncated Domes	(y/n)	**NO**
Street Grade (Left / Right)	(%)	2.6 0.4
Stop/Yield Control:	(y/n)	Yes-Stop Sign
Crosswalks Served:		No X-walk
Tee Intersection:	(y/n)	No
Vertical Curb:		Vertical

S Perpendicular

5 Ramp Slope

- *As-Built Description:*

Running slope of existing perpendicular curb ramp is less than 5% or greater than 8.3%.

- *As-is* 9.3%
- *Proposed Solution:*

Demolish existing and provide new, perpendicular curb ramp, including detectable warning surfaces, and top and bottom landings as required.

CBC 2016 **11B-406.2.1**
CBC 2007 **1127B.5.3**
ADAAG **4.7.2; 4.8.2**
ADA-2010 **405.2**
PROWAG **R304.2.2**

Unit Cost **$6500.00**

Priority

102





Width of Ramp / Pad	(in)	60.0
Length of Ramp / Pad	(in)	88.0
Slope of the Ramp / Pad	(%)	**9.3**
X Slope of the Ramp / Pad	(%)	**2.3**
Top Landing Length	(in)	48.0
Top Landing Slope	(%)	**3.4**
Top Landing X Slope	(%)	0.6
Left Flare	(%)	**18.1**
Right Flare	(%)	**13.3**
Gutter Slope	(%)	**11.6**
Gutter XSlope	(%)	1.4
Gutter Lip	(in)	**3.0**
Truncated Domes	(y/n)	**NO**
Street Grade (Left / Right)	(%)	1.0 0.5
Stop/Yield Control:	(y/n)	Yes-Stop Sign
Crosswalks Served:		No X-walk
Tee Intersection:	(y/n)	No
Vertical Curb:		Vertical

W Perpendicular

8 Ramp Width

- *As-Built Description:*

Clear width of ramp run is less than 48". (ADAAG requires 36" min)

- *As-is* 36.0"
- *Proposed Solution:*

Demolish existing and provide new, perpendicular curb ramp, including detectable warning surfaces, and top and bottom landings as required.

CBC 2016 **11B-406.5.2**
CBC 2007 **1127B.5.2**
ADAAG **4.7.3**
PROWAG **R304.5.1**

Unit Cost **$6500.00**

Priority

103.75





Width of Ramp / Pad	(in)	**36.0**
Length of Ramp / Pad	(in)	62.0
Slope of the Ramp / Pad	(%)	**15.9**
X Slope of the Ramp / Pad	(%)	1.4
Top Landing Length	(in)	48.0
Top Landing Slope	(%)	**2.9**
Top Landing X Slope	(%)	1.1
Left Flare	(%)	**18.0**
Right Flare	(%)	**30.2**
Gutter Slope	(%)	1.8
Gutter XSlope	(%)	1.1
Gutter Lip	(in)	0.0
Truncated Domes	(y/n)	**NO**
Street Grade (Left / Right)	(%)	1.4 1.5
Stop/Yield Control:	(y/n)	Yes-Stop Sign
Crosswalks Served:		No X-walk
Tee Intersection:	(y/n)	No
Vertical Curb:		Vertical

Total Costs for Curb Ramps at : 1st St and Kings Ave **$20,000.00**

N No Sidewalk, Curb Ramp Not Required

56 Pedestrian Access Route

- *As-Built Description:*

No curb, curb ramp, or sidewalk provided. Pedestrian access route is along the vehicular lane and is not separated by a curb or other cane detectable warning.

- *Proposed Solution:*

When curb or sidewalk is installed along either street, provide accessible curb ramp.

CBC 2007 **1127B.5.1**
ADAAG **4.7.1**
PROWAG **R304.1**

Unit Cost **$0.00**

Priority
52

		LEFT	RIGHT
Width of Ramp / Pad	(in)	N/A	N/A
Slope of the Ramp / Pad	(%)	N/A	N/A
X Slope of the Ramp / Pad	(%)	N/A	N/A

Stop/Yield Control:	(y/n)	No
Crosswalks Served:		No X-walk
Tee Intersection:	(y/n)	Yes
Vertical Curb:		N/A



SE No Sidewalk, Curb Ramp Not Required

57 Pedestrian Access Route

- *As-Built Description:*

No curb, curb ramp, or sidewalk provided. Pedestrian access route is along the vehicular lane and is not separated by a curb or other cane detectable warning.

- *Proposed Solution:*

When curb or sidewalk is installed along either street, provide accessible curb ramp.

CBC 2007 **1127B.5.1**
ADAAG **4.7.1**
PROWAG **R304.1**

Unit Cost **$0.00**

Priority
48

		LEFT	RIGHT
Width of Ramp / Pad	(in)	N/A	N/A
Slope of the Ramp / Pad	(%)	N/A	N/A
X Slope of the Ramp / Pad	(%)	N/A	N/A

Stop/Yield Control:	(y/n)	No
Crosswalks Served:		No X-walk
Tee Intersection:	(y/n)	Yes
Vertical Curb:		Vertical



SW **No Sidewalk, Curb Ramp Not Required**

58 Pedestrian Access Route

- *As-Built Description:*

No curb, curb ramp, or sidewalk provided. Pedestrian access route is along the vehicular lane and is not separated by a curb or other cane detectable warning.

- *Proposed Solution:*

When curb or sidewalk is installed along either street, provide accessible curb ramp.

CBC 2007 **1127B.5.1**
ADAAG **4.7.1**
PROWAG **R304.1**

Unit Cost **$0.00**

Priority
48

		LEFT	RIGHT
Width of Ramp / Pad	(in)	N/A	N/A
Slope of the Ramp / Pad	(%)	N/A	N/A
X Slope of the Ramp / Pad	(%)	N/A	N/A

Stop/Yield Control:	(y/n)	No
Crosswalks Served:		No X-walk
Tee Intersection:	(y/n)	Yes
Vertical Curb:		Vertical



Total Costs for Curb Ramps at : 1st St and Lake Ave $0.00

E **No Sidewalk, Curb Ramp Not Required**

379 Pedestrian Access Route

- *As-Built Description:*

No curb, curb ramp, or sidewalk provided. Pedestrian access route is along the vehicular lane and is not separated by a curb or other cane detectable warning.

- *Proposed Solution:*

When curb or sidewalk is installed along either street, provide accessible curb ramp.

CBC 2007 **1127B.5.1**
ADAAG **4.7.1**
PROWAG **R304.1**

Unit Cost **$0.00**

Priority
18

		LEFT	RIGHT
Width of Ramp / Pad	(in)	N/A	N/A
Slope of the Ramp / Pad	(%)	N/A	N/A
X Slope of the Ramp / Pad	(%)	N/A	N/A

Stop/Yield Control:	(y/n)	No
Crosswalks Served:		No X-walk
Tee Intersection:	(y/n)	No
Vertical Curb:		N/A



W Curb Ramp Required

378 Access Route

• *As-Built Description:*

Curb ramp or blended transition not provided where a pedestrian access route crosses a curb.

• *Proposed Solution:*

Provide a parallel curb ramp, including detectable warning surfaces, and top and bottom landings as required.

CBC 2007 **1127B.5.1**
ADAAG **4.7.1**
PROWAG **R207.1**

Unit Cost **$7000.00**

Priority
8

		LEFT	RIGHT
Width of Ramp / Pad	(in)	N/A	N/A
Slope of the Ramp / Pad	(%)	N/A	N/A
X Slope of the Ramp / Pad	(%)	N/A	N/A

Stop/Yield Control:	(y/n)	No
Crosswalks Served:		No X-walk
Tee Intersection:	(y/n)	No
Vertical Curb:		Vertical



Total Costs for Curb Ramps at : 1st St and Mariposa Ave **$7,000.00**

N No Sidewalk, Curb Ramp Not Required

59 Pedestrian Access Route

• *As-Built Description:*

No curb, curb ramp, or sidewalk provided. Pedestrian access route is along the vehicular lane and is not separated by a curb or other cane detectable warning.

• *Proposed Solution:*

When curb or sidewalk is installed along either street, provide accessible curb ramp.

CBC 2007 **1127B.5.1**
ADAAG **4.7.1**
PROWAG **R304.1**

Unit Cost **$0.00**

Priority
46

		LEFT	RIGHT
Width of Ramp / Pad	(in)	N/A	N/A
Slope of the Ramp / Pad	(%)	N/A	N/A
X Slope of the Ramp / Pad	(%)	N/A	N/A

Stop/Yield Control:	(y/n)	No
Crosswalks Served:		No X-walk
Tee Intersection:	(y/n)	Yes
Vertical Curb:		N/A



S No Sidewalk, Curb Ramp Not Required

60 Pedestrian Access Route

- *As-Built Description:*

No curb, curb ramp, or sidewalk provided. Pedestrian access route is along the vehicular lane and is not separated by a curb or other cane detectable warning.

- *Proposed Solution:*

When curb or sidewalk is installed along either street, provide accessible curb ramp.

CBC 2007 **1127B.5.1**
ADAAG **4.7.1**
PROWAG **R304.1**

Unit Cost **$0.00**

Priority
42

		LEFT	RIGHT
Width of Ramp / Pad	(in)	N/A	N/A
Slope of the Ramp / Pad	(%)	N/A	N/A
X Slope of the Ramp / Pad	(%)	N/A	N/A
Stop/Yield Control:	(y/n)	No	
Crosswalks Served:		No X-walk	
Tee Intersection:	(y/n)	Yes	
Vertical Curb:		Vertical	



S Perpendicular

62 Ramp Landing

- *As-Built Description:*

Top landing at existing perpendicular curb ramp or blended transition is less than 48" x 48" (60" length x ramp width preferred).

- *As-is* 0.0"
- *Proposed Solution:*

Demolish existing and provide new, parallel curb ramp, including detectable warning surfaces, and top and bottom landings as required.

CBC 2016 **11B-406.5.3**
CBC 2007 **1127B.5.4**
ADAAG **4.8.4**
ADA-2010 **405.7**
PROWAG **R304.2.1**

Unit Cost **$7000.00**

Priority
75

Width of Ramp / Pad	(in)	54.0	
Length of Ramp / Pad	(in)	60.0	
Slope of the Ramp / Pad	(%)	**12.4**	
X Slope of the Ramp / Pad	(%)	0.3	
Top Landing Length	(in)	**0.0**	
Top Landing Slope	(%)	N/A	
Top Landing X Slope	(%)	N/A	
Left Flare	(%)	**14.6**	
Right Flare	(%)	**11.4**	
Gutter Slope	(%)	**7.0**	
Gutter XSlope	(%)	1.9	
Gutter Lip	(in)	**0.5**	
Truncated Domes	(y/n)	**NO**	
Street Grade (Left / Right)	(%)	1.3	N/A
Stop/Yield Control:	(y/n)	No	
Crosswalks Served:		No X-walk	
Tee Intersection:	(y/n)	No	
Vertical Curb:		Vertical	





SW **No Sidewalk, Curb Ramp Not Required**

61 Pedestrian Access Route

- *As-Built Description:*

No curb, curb ramp, or sidewalk provided. Pedestrian access route is along the vehicular lane and is not separated by a curb or other cane detectable warning.

- *Proposed Solution:*

When curb or sidewalk is installed along either street, provide accessible curb ramp.

CBC 2007 **1127B.5.1**
ADAAG **4.7.1**
PROWAG **R304.1**

Unit Cost **$0.00**

Priority
42

		LEFT	RIGHT
Width of Ramp / Pad	(in)	N/A	N/A
Slope of the Ramp / Pad	(%)	N/A	N/A
X Slope of the Ramp / Pad	(%)	N/A	N/A

Stop/Yield Control:	(y/n)	No
Crosswalks Served:		No X-walk
Tee Intersection:	(y/n)	Yes
Vertical Curb:		Vertical



Total Costs for Curb Ramps at : 1st St and Monterey Ave **$7,000.00**

E **No Sidewalk, Curb Ramp Not Required**

392 Pedestrian Access Route

- *As-Built Description:*

No curb, curb ramp, or sidewalk provided. Pedestrian access route is along the vehicular lane and is not separated by a curb or other cane detectable warning.

- *Proposed Solution:*

When curb or sidewalk is installed along either street, provide accessible curb ramp.

CBC 2007 **1127B.5.1**
ADAAG **4.7.1**
PROWAG **R304.1**

Unit Cost **$0.00**

Priority
68

		LEFT	RIGHT
Width of Ramp / Pad	(in)	N/A	N/A
Slope of the Ramp / Pad	(%)	N/A	N/A
X Slope of the Ramp / Pad	(%)	N/A	N/A

Stop/Yield Control:	(y/n)	No
Crosswalks Served:		No X-walk
Tee Intersection:	(y/n)	No
Vertical Curb:		Vertical



N No Sidewalk, Curb Ramp Not Required

393 Pedestrian Access Route

- *As-Built Description:*

No curb, curb ramp, or sidewalk provided. Pedestrian access route is along the vehicular lane and is not separated by a curb or other cane detectable warning.

- *Proposed Solution:*

When curb or sidewalk is installed along either street, provide accessible curb ramp.

CBC 2007 **1127B.5.1**
ADAAG **4.7.1**
PROWAG **R304.1**

Unit Cost **$0.00**

Priority
56

		LEFT	RIGHT
Width of Ramp / Pad	(in)	N/A	N/A
Slope of the Ramp / Pad	(%)	N/A	N/A
X Slope of the Ramp / Pad	(%)	N/A	N/A
Stop/Yield Control:	(y/n)	No	
Crosswalks Served:		No X-walk	
Tee Intersection:	(y/n)	No	
Vertical Curb:		Vertical	



S Perpendicular

394 Ramp Landing

- *As-Built Description:*

Top landing at existing perpendicular curb ramp or blended transition is less than 48" x 48" (60" length x ramp width preferred).

- *As-is* 21.5"
- *Proposed Solution:*

Demolish existing and provide new, parallel curb ramp, including detectable warning surfaces, and top and bottom landings as required.

CBC 2016 **11B-406.5.3**
CBC 2007 **1127B.5.4**
ADAAG **4.8.4**
ADA-2010 **405.7**
PROWAG **R304.2.1**

Unit Cost **$7000.00**

Priority
91

Width of Ramp / Pad	(in)	48.0	
Length of Ramp / Pad	(in)	58.0	
Slope of the Ramp / Pad	(%)	**10.5**	
X Slope of the Ramp / Pad	(%)	2.0	
Top Landing Length	(in)	**21.5**	
Top Landing Slope	(%)	1.0	
Top Landing X Slope	(%)	1.8	
Left Flare	(%)	**10.7**	
Right Flare	(%)	7.0	
Gutter Slope	(%)	**9.2**	
Gutter XSlope	(%)	1.1	
Gutter Lip	(in)	**0.5**	
Truncated Domes	(y/n)	**NO**	
Street Grade (Left / Right)	(%)	0.4	1.5
Stop/Yield Control:	(y/n)	No	
Crosswalks Served:		No X-walk	
Tee Intersection:	(y/n)	No	
Vertical Curb:		Vertical	





W Perpendicular

395 Ramp Transition

- *As-Built Description:*

Flush transition from ramp to gutter not provided.

- *As-is* 0.5"
- *Proposed Solution:*

Modify elements (ramp, gutter, landing, route) as required to provide flush transition from ramp to gutter.

CBC 2016 **11B-406.5.8**
CBC 2007 **1127B.5.3**
ADAAG **4.7.2**
PROWAG **R304.5.2**

Unit Cost **$2500.00**

Priority
63





Width of Ramp / Pad	(in)	80.0
Length of Ramp / Pad	(in)	64.0
Slope of the Ramp / Pad	(%)	0.8
X Slope of the Ramp / Pad	(%)	1.1
Top Landing Length	(in)	48.0
Top Landing Slope	(%)	2.0
Top Landing X Slope	(%)	1.4
Left Flare	(%)	4.0
Right Flare	(%)	6.1
Gutter Slope	(%)	3.1
Gutter XSlope	(%)	0.4
Gutter Lip	(in)	**0.5**
Truncated Domes	(y/n)	**NO**
Street Grade (Left / Right)	(%)	1.9 0.1
Stop/Yield Control:	(y/n)	No
Crosswalks Served:		No X-walk
Tee Intersection:	(y/n)	No
Vertical Curb:		Vertical

Total Costs for Curb Ramps at : 1st St and Orange Ave **$9,500.00**

N No Sidewalk, Curb Ramp Not Required

53 Pedestrian Access Route

- *As-Built Description:*

No curb, curb ramp, or sidewalk provided. Pedestrian access route is along the vehicular lane and is not separated by a curb or other cane detectable warning.

- *Proposed Solution:*

When curb or sidewalk is installed along either street, provide accessible curb ramp.

CBC 2007 **1127B.5.1**
ADAAG **4.7.1**
PROWAG **R304.1**

Unit Cost **$0.00**

Priority
72



		LEFT	RIGHT
Width of Ramp / Pad	(in)	N/A	N/A
Slope of the Ramp / Pad	(%)	N/A	N/A
X Slope of the Ramp / Pad	(%)	N/A	N/A
Stop/Yield Control:	(y/n)	No	
Crosswalks Served:		No X-walk	
Tee Intersection:	(y/n)	Yes	
Vertical Curb:		N/A	

SE No Sidewalk, Curb Ramp Not Required

55 Pedestrian Access Route

- *As-Built Description:*

No curb, curb ramp, or sidewalk provided. Pedestrian access route is along the vehicular lane and is not separated by a curb or other cane detectable warning.

- *Proposed Solution:*

When curb or sidewalk is installed along either street, provide accessible curb ramp.

CBC 2007 **1127B.5.1**
ADAAG **4.7.1**
PROWAG **R304.1**

Unit Cost **$0.00**

Priority
68

		LEFT	RIGHT
Width of Ramp / Pad	(in)	N/A	N/A
Slope of the Ramp / Pad	(%)	N/A	N/A
X Slope of the Ramp / Pad	(%)	N/A	N/A

Stop/Yield Control:	(y/n)	No
Crosswalks Served:		No X-walk
Tee Intersection:	(y/n)	Yes
Vertical Curb:		Vertical



SW Curb Ramp Required

54 Access Route

- *As-Built Description:*

Curb ramp or blended transition not provided where a pedestrian access route crosses a curb.

- *Proposed Solution:*

Provide a parallel curb ramp, including detectable warning surfaces, and top and bottom landings as required.

CBC 2007 **1127B.5.1**
ADAAG **4.7.1**
PROWAG **R207.1**

Unit Cost **$7000.00**

Priority
68

		LEFT	RIGHT
Width of Ramp / Pad	(in)	N/A	N/A
Slope of the Ramp / Pad	(%)	N/A	N/A
X Slope of the Ramp / Pad	(%)	N/A	N/A

Stop/Yield Control:	(y/n)	No
Crosswalks Served:		No X-walk
Tee Intersection:	(y/n)	Yes
Vertical Curb:		Vertical



Total Costs for Curb Ramps at : 1st St and Riverside Ave **$7,000.00**

E Perpendicular

29 Gutter

- *As-Built Description:*

The slope of the gutter area or street at the foot of a curb ramp, blended transition, pedestrian pad, or island cut through exceeds 1:20 (5%) in the direction of the pedestrian crossing.

- *As-is* 7.7%
- *Proposed Solution:*

Demolish gutter or street area as required and provide 48" x 48" area at foot of curb ramp, blended transition, pedestrian pad, or island cut through with slope no greater than 5%.

CBC 2016 **11B-406.5.8**
CBC 2007 **1127B.5.3**
ADAAG **4.7.2**
ADA-2010 **406.2**
PROWAG **R304.5.4**

Unit Cost **$3000.00**

Priority
57.5





Width of Ramp / Pad	(in)	48.0
Length of Ramp / Pad	(in)	102.0
Slope of the Ramp / Pad	(%)	8.1
X Slope of the Ramp / Pad	(%)	1.5
Top Landing Length	(in)	48.0
Top Landing Slope	(%)	0.3
Top Landing X Slope	(%)	0.7
Left Flare	(%)	9.2
Right Flare	(%)	8.3
Gutter Slope	(%)	**7.7**
Gutter XSlope	(%)	0.3
Gutter Lip	(in)	0.0
Truncated Domes	(y/n)	**NO**
Street Grade (Left / Right)	(%)	0.7 0.8
Stop/Yield Control:	(y/n)	Yes-Stop Sign
Crosswalks Served:		No X-walk
Tee Intersection:	(y/n)	No
Vertical Curb:		Vertical

N Perpendicular

32 Ramp Landing

- *As-Built Description:*

Top landing at existing perpendicular curb ramp or blended transition is less than 48" x 48" (60" length x ramp width preferred).

- *As-is* 40.0"
- *Proposed Solution:*

Demolish existing and provide new, parallel curb ramp, including detectable warning surfaces, and top and bottom landings as required.

CBC 2016 **11B-406.5.3**
CBC 2007 **1127B.5.4**
ADAAG **4.8.4**
ADA-2010 **405.7**
PROWAG **R304.2.1**

Unit Cost **$7000.00**

Priority
63.5





Width of Ramp / Pad	(in)	60.0
Length of Ramp / Pad	(in)	78.0
Slope of the Ramp / Pad	(%)	6.1
X Slope of the Ramp / Pad	(%)	0.5
Top Landing Length	(in)	**40.0**
Top Landing Slope	(%)	1.0
Top Landing X Slope	(%)	0.6
Left Flare	(%)	9.2
Right Flare	(%)	9.0
Gutter Slope	(%)	0.7
Gutter XSlope	(%)	0.4
Gutter Lip	(in)	**0.5**
Truncated Domes	(y/n)	YES
Dome Setback	(in)	6.0
Street Grade (Left / Right)	(%)	0.1 0.7
Stop/Yield Control:	(y/n)	No
Crosswalks Served:		No X-walk
Tee Intersection:	(y/n)	No
Vertical Curb:		Vertical

S Perpendicular

30 Ramp Landing

CBC 2016 **11B-406.5.3**
CBC 2007 **1127B.5.4**
ADAAG **4.8.4; 4.8.6**
PROWAG **R304.2.2**

• *As-Built Description:*
Running slope at top landing of existing perpendicular curb ramp exceeds the 1:48 (2%) maximum.

• *As-is* 2.3%

• *Proposed Solution:*
Demolish existing and provide new, perpendicular curb ramp, including detectable warning surfaces, and top and bottom landings as required.

Unit Cost **$6500.00**

Priority
56





Width of Ramp / Pad	(in)	60.0
Length of Ramp / Pad	(in)	72.0
Slope of the Ramp / Pad	(%)	6.8
X Slope of the Ramp / Pad	(%)	1.4
Top Landing Length	(in)	48.0
Top Landing Slope	(%)	**2.3**
Top Landing X Slope	(%)	0.9
Left Flare	(%)	8.8
Right Flare	(%)	7.6
Gutter Slope	(%)	3.4
Gutter XSlope	(%)	**2.1**
Gutter Lip	(in)	**0.25**
Truncated Domes	(y/n)	**NO**
Street Grade (Left / Right)	(%)	0.2 2.1
Stop/Yield Control:	(y/n)	No
Crosswalks Served:		No X-walk
Tee Intersection:	(y/n)	No
Vertical Curb:		Vertical

W Perpendicular

31 Compliant Curb Ramp

• *As-Built Description:*
Curb ramp, blended transition, island cut-through, island perpendicular, or pedestrian pad surveyed for the following items are in compliance with the ADA and applicable building codes.

Unit Cost **$0.00**

• *Proposed Solution:*
Provide routine inspection and maintenance to maintain accessible access route.

Priority
58





Width of Ramp / Pad	(in)	60.0
Length of Ramp / Pad	(in)	74.0
Slope of the Ramp / Pad	(%)	6.6
X Slope of the Ramp / Pad	(%)	0.1
Top Landing Length	(in)	48.0
Top Landing Slope	(%)	0.5
Top Landing X Slope	(%)	0.9
Left Flare	(%)	7.4
Right Flare	(%)	8.7
Gutter Slope	(%)	1.3
Gutter XSlope	(%)	0.1
Gutter Lip	(in)	0.0
Truncated Domes	(y/n)	YES
Dome Setback	(in)	6.0
Street Grade (Left / Right)	(%)	0.2 0.2
Stop/Yield Control:	(y/n)	Yes-Stop Sign
Crosswalks Served:		No X-walk
Tee Intersection:	(y/n)	No
Vertical Curb:		Vertical

Total Costs for Curb Ramps at : 1st St and Robertson Blvd **$16,500.00**

E No Sidewalk, Curb Ramp Not Required

66 Pedestrian Access Route

- *As-Built Description:*

No curb, curb ramp, or sidewalk provided. Pedestrian access route is along the vehicular lane and is not separated by a curb or other cane detectable warning.

- *Proposed Solution:*

When curb or sidewalk is installed along either street, provide accessible curb ramp.

CBC 2007 **1127B.5.1**
ADAAG **4.7.1**
PROWAG **R304.1**

Unit Cost **$0.00**

Priority
42

		LEFT	RIGHT
Width of Ramp / Pad	(in)	N/A	N/A
Slope of the Ramp / Pad	(%)	N/A	N/A
X Slope of the Ramp / Pad	(%)	N/A	N/A

Stop/Yield Control:	(y/n)	No
Crosswalks Served:		No X-walk
Tee Intersection:	(y/n)	No
Vertical Curb:		N/A



N No Sidewalk, Curb Ramp Not Required

63 Pedestrian Access Route

- *As-Built Description:*

No curb, curb ramp, or sidewalk provided. Pedestrian access route is along the vehicular lane and is not separated by a curb or other cane detectable warning.

- *Proposed Solution:*

When curb or sidewalk is installed along either street, provide accessible curb ramp.

CBC 2007 **1127B.5.1**
ADAAG **4.7.1**
PROWAG **R304.1**

Unit Cost **$0.00**

Priority
46

		LEFT	RIGHT
Width of Ramp / Pad	(in)	N/A	N/A
Slope of the Ramp / Pad	(%)	N/A	N/A
X Slope of the Ramp / Pad	(%)	N/A	N/A

Stop/Yield Control:	(y/n)	No
Crosswalks Served:		No X-walk
Tee Intersection:	(y/n)	No
Vertical Curb:		N/A



S No Sidewalk, Curb Ramp Not Required

65 Pedestrian Access Route

- *As-Built Description:*

No curb, curb ramp, or sidewalk provided. Pedestrian access route is along the vehicular lane and is not separated by a curb or other cane detectable warning.

- *Proposed Solution:*

When curb or sidewalk is installed along either street, provide accessible curb ramp.

CBC 2007 **1127B.5.1**
ADAAG **4.7.1**
PROWAG **R304.1**

Unit Cost **$0.00**

Priority
42

		LEFT	RIGHT
Width of Ramp / Pad	(in)	N/A	N/A
Slope of the Ramp / Pad	(%)	N/A	N/A
X Slope of the Ramp / Pad	(%)	N/A	N/A

Stop/Yield Control:	(y/n)	No
Crosswalks Served:		No X-walk
Tee Intersection:	(y/n)	No
Vertical Curb:		Vertical



W No Sidewalk, Curb Ramp Not Required

64 Pedestrian Access Route

- *As-Built Description:*

No curb, curb ramp, or sidewalk provided. Pedestrian access route is along the vehicular lane and is not separated by a curb or other cane detectable warning.

- *Proposed Solution:*

When curb or sidewalk is installed along either street, provide accessible curb ramp.

CBC 2007 **1127B.5.1**
ADAAG **4.7.1**
PROWAG **R304.1**

Unit Cost **$0.00**

Priority
46

		LEFT	RIGHT
Width of Ramp / Pad	(in)	N/A	N/A
Slope of the Ramp / Pad	(%)	N/A	N/A
X Slope of the Ramp / Pad	(%)	N/A	N/A

Stop/Yield Control:	(y/n)	No
Crosswalks Served:		No X-walk
Tee Intersection:	(y/n)	No
Vertical Curb:		N/A



Total Costs for Curb Ramps at : 1st St and Sonoma Ave **$0.00**

E Curb Ramp Required

397 Access Route

- *As-Built Description:*

Curb ramp or blended transition not provided where a pedestrian access route crosses a curb.

- *Proposed Solution:*

Provide a parallel curb ramp, including detectable warning surfaces, and top and bottom landings as required.

CBC 2007 **1127B.5.1**
ADAAG **4.7.1**
PROWAG **R207.1**

Unit Cost **$7000.00**

Priority
46

		LEFT	RIGHT
Width of Ramp / Pad	(in)	N/A	N/A
Slope of the Ramp / Pad	(%)	N/A	N/A
X Slope of the Ramp / Pad	(%)	N/A	N/A

Stop/Yield Control:	(y/n)	Yes-Stop Sign
Crosswalks Served:		No X-walk
Tee Intersection:	(y/n)	No
Vertical Curb:		Vertical



N Perpendicular

399 Ramp Slope

- *As-Built Description:*

Cross slope of an existing perpendicular curb ramp exceeds 1:48 (2%).

- *As-is* 2.4%
- *Proposed Solution:*

Demolish existing and provide new, perpendicular curb ramp, including detectable warning surfaces, and top and bottom landings as required.

CBC 2016 **11B-406.5.7**
CBC 2007 **1133B.5.3.1**
ADAAG **4.8.6**
ADA-2010 **405.3**
PROWAG **R304.5.3**

Unit Cost **$6500.00**

Priority
73.5

Width of Ramp / Pad	(in)	48.0
Length of Ramp / Pad	(in)	84.0
Slope of the Ramp / Pad	(%)	8.1
X Slope of the Ramp / Pad	(%)	**2.4**
Top Landing Length	(in)	48.0
Top Landing Slope	(%)	**3.7**
Top Landing X Slope	(%)	0.9

Left Flare	(%)	8.8
Right Flare	(%)	8.9
Gutter Slope	(%)	**13.2**
Gutter XSlope	(%)	**2.9**
Gutter Lip	(in)	**0.25**
Truncated Domes	(y/n)	**NO**

Street Grade (Left / Right)	(%)	2.4	2.0
Stop/Yield Control:	(y/n)	No	
Crosswalks Served:		No X-walk	
Tee Intersection:	(y/n)	No	
Vertical Curb:		Vertical	





S Perpendicular

396 Ramp Width

- *As-Built Description:*
  Clear width of ramp run is less than 48". (ADAAG requires 36" min)
- *As-is* 46.0"
- *Proposed Solution:*
  Demolish existing and provide new, perpendicular curb ramp, including detectable warning surfaces, and top and bottom landings as required.

CBC 2016 **11B-406.5.2**
CBC 2007 **1127B.5.2**
ADAAG **4.7.3**
PROWAG **R304.5.1**

Unit Cost **$6500.00**

Priority
60.75





Width of Ramp / Pad	(in)	**46.0**
Length of Ramp / Pad	(in)	96.0
Slope of the Ramp / Pad	(%)	6.6
X Slope of the Ramp / Pad	(%)	0.4
Top Landing Length	(in)	48.0
Top Landing Slope	(%)	1.8
Top Landing X Slope	(%)	0.2
Left Flare	(%)	7.7
Right Flare	(%)	6.3
Gutter Slope	(%)	**6.8**
Gutter XSlope	(%)	0.2
Gutter Lip	(in)	**0.25**
Truncated Domes	(y/n)	**NO**
Street Grade (Left / Right)	(%)	1.1 0.1
Stop/Yield Control:	(y/n)	No
Crosswalks Served:		No X-walk
Tee Intersection:	(y/n)	No
Vertical Curb:		Vertical

W Curb Ramp Required

398 Access Route

- *As-Built Description:*
  Curb ramp or blended transition not provided where a pedestrian access route crosses a curb.
- *Proposed Solution:*
  Provide a parallel curb ramp, including detectable warning surfaces, and top and bottom landings as required.

CBC 2007 **1127B.5.1**
ADAAG **4.7.1**
PROWAG **R207.1**

Unit Cost **$7000.00**

Priority
46



		LEFT	RIGHT
Width of Ramp / Pad	(in)	N/A	N/A
Slope of the Ramp / Pad	(%)	N/A	N/A
X Slope of the Ramp / Pad	(%)	N/A	N/A
Stop/Yield Control:	(y/n)	Yes-Stop Sign	
Crosswalks Served:		No X-walk	
Tee Intersection:	(y/n)	No	
Vertical Curb:		Vertical	

Total Costs for Curb Ramps at : 1st St and Trinity Ave **$27,000.00**

Total Costs for Curb Ramps along : 1st St **$115,000.00**

Year Completed	Intersection ID	Survey Street	Cross Street
TBD	75	2nd St	Alameda Ave

Orientation & ID #	Ramp Type	Existing Access Barrier and Proposed Solution	Codes / Mitigation Info	Measurements

E — No Sidewalk, Curb Ramp Not Required

414 Pedestrian Access Route

- *As-Built Description:*

No curb, curb ramp, or sidewalk provided. Pedestrian access route is along the vehicular lane and is not separated by a curb or other cane detectable warning.

- *Proposed Solution:*

When curb or sidewalk is installed along either street, provide accessible curb ramp.

CBC 2007 **1127B.5.1**
ADAAG **4.7.1**
PROWAG **R304.1**

Unit Cost **$0.00**

Priority
62

		LEFT	RIGHT
Width of Ramp / Pad	(in)	N/A	N/A
Slope of the Ramp / Pad	(%)	N/A	N/A
X Slope of the Ramp / Pad	(%)	N/A	N/A

Stop/Yield Control:	(y/n)	No
Crosswalks Served:		No X-walk
Tee Intersection:	(y/n)	No
Vertical Curb:		Vertical



N — No Sidewalk, Curb Ramp Not Required

411 Pedestrian Access Route

- *As-Built Description:*

No curb, curb ramp, or sidewalk provided. Pedestrian access route is along the vehicular lane and is not separated by a curb or other cane detectable warning.

- *Proposed Solution:*

When curb or sidewalk is installed along either street, provide accessible curb ramp.

CBC 2007 **1127B.5.1**
ADAAG **4.7.1**
PROWAG **R304.1**

Unit Cost **$0.00**

Priority
68

		LEFT	RIGHT
Width of Ramp / Pad	(in)	N/A	N/A
Slope of the Ramp / Pad	(%)	N/A	N/A
X Slope of the Ramp / Pad	(%)	N/A	N/A

Stop/Yield Control:	(y/n)	No
Crosswalks Served:		No X-walk
Tee Intersection:	(y/n)	No
Vertical Curb:		Vertical



S No Sidewalk, Curb Ramp Not Required

413 Pedestrian Access Route

CBC 2007 **1127B.5.1**
ADAAG **4.7.1**
PROWAG **R304.1**

		LEFT	RIGHT
Width of Ramp / Pad	(in)	N/A	N/A
Slope of the Ramp / Pad	(%)	N/A	N/A
X Slope of the Ramp / Pad	(%)	N/A	N/A

• *As-Built Description:*

No curb, curb ramp, or sidewalk provided. Pedestrian access route is along the vehicular lane and is not separated by a curb or other cane detectable warning.

• *Proposed Solution:*

When curb or sidewalk is installed along either street, provide accessible curb ramp.

Unit Cost **$0.00**

Priority
62

Stop/Yield Control:	(y/n)	No
Crosswalks Served:		No X-walk
Tee Intersection:	(y/n)	No
Vertical Curb:		Vertical



W Curb Ramp Required

412 Access Route

CBC 2007 **1127B.5.1**
ADAAG **4.7.1**
PROWAG **R207.1**

		LEFT	RIGHT
Width of Ramp / Pad	(in)	N/A	N/A
Slope of the Ramp / Pad	(%)	N/A	N/A
X Slope of the Ramp / Pad	(%)	N/A	N/A

• *As-Built Description:*

Curb ramp or blended transition not provided where a pedestrian access route crosses a curb.

• *Proposed Solution:*

Provide a parallel curb ramp, including detectable warning surfaces, and top and bottom landings as required.

Unit Cost **$7000.00**

Priority
58

Stop/Yield Control:	(y/n)	No
Crosswalks Served:		No X-walk
Tee Intersection:	(y/n)	No
Vertical Curb:		Vertical



Total Costs for Curb Ramps at : 2nd St and Alameda Ave **$7,000.00**

N No Sidewalk, Curb Ramp Not Required

415 Pedestrian Access Route

- *As-Built Description:*

No curb, curb ramp, or sidewalk provided. Pedestrian access route is along the vehicular lane and is not separated by a curb or other cane detectable warning.

- *Proposed Solution:*

When curb or sidewalk is installed along either street, provide accessible curb ramp.

CBC 2007 **1127B.5.1**
ADAAG **4.7.1**
PROWAG **R304.1**

Unit Cost **$0.00**

Priority
52

		LEFT	RIGHT
Width of Ramp / Pad	(in)	N/A	N/A
Slope of the Ramp / Pad	(%)	N/A	N/A
X Slope of the Ramp / Pad	(%)	N/A	N/A

Stop/Yield Control:	(y/n)	No
Crosswalks Served:		No X-walk
Tee Intersection:	(y/n)	Yes
Vertical Curb:		N/A



SE Curb Ramp Required

417 Access Route

- *As-Built Description:*

Curb ramp or blended transition not provided where a pedestrian access route crosses a curb.

- *Proposed Solution:*

Provide a parallel curb ramp, including detectable warning surfaces, and top and bottom landings as required.

CBC 2007 **1127B.5.1**
ADAAG **4.7.1**
PROWAG **R207.1**

Unit Cost **$7000.00**

Priority
42

		LEFT	RIGHT
Width of Ramp / Pad	(in)	N/A	N/A
Slope of the Ramp / Pad	(%)	N/A	N/A
X Slope of the Ramp / Pad	(%)	N/A	N/A

Stop/Yield Control:	(y/n)	No
Crosswalks Served:		No X-walk
Tee Intersection:	(y/n)	Yes
Vertical Curb:		Vertical



W Curb Ramp Required

416 Access Route

- *As-Built Description:*

  Curb ramp or blended transition not provided where a pedestrian access route crosses a curb.

- *Proposed Solution:*

  Provide a parallel curb ramp, including detectable warning surfaces, and top and bottom landings as required.

CBC 2007 **1127B.5.1**
ADAAG **4.7.1**
PROWAG **R207.1**

Unit Cost **$7000.00**

Priority
42

		LEFT	RIGHT
Width of Ramp / Pad	(in)	N/A	N/A
Slope of the Ramp / Pad	(%)	N/A	N/A
X Slope of the Ramp / Pad	(%)	N/A	N/A

Stop/Yield Control:	(y/n)	Yes-Stop Sign
Crosswalks Served:		No X-walk
Tee Intersection:	(y/n)	Yes
Vertical Curb:		Vertical



Total Costs for Curb Ramps at : 2nd St and Colusa Ave **$14,000.00**

E No Sidewalk, Curb Ramp Not Required

410 Pedestrian Access Route

- *As-Built Description:*

  No curb, curb ramp, or sidewalk provided. Pedestrian access route is along the vehicular lane and is not separated by a curb or other cane detectable warning.

- *Proposed Solution:*

  When curb or sidewalk is installed along either street, provide accessible curb ramp.

CBC 2007 **1127B.5.1**
ADAAG **4.7.1**
PROWAG **R304.1**

Unit Cost **$0.00**

Priority
68

		LEFT	RIGHT
Width of Ramp / Pad	(in)	N/A	N/A
Slope of the Ramp / Pad	(%)	N/A	N/A
X Slope of the Ramp / Pad	(%)	N/A	N/A

Stop/Yield Control:	(y/n)	No
Crosswalks Served:		No X-walk
Tee Intersection:	(y/n)	No
Vertical Curb:		N/A



N Perpendicular

407 Ramp Landing

- *As-Built Description:*

Top landing at existing perpendicular curb ramp or blended transition is less than 48" x 48" (60" length x ramp width preferred).

- *As-is* 0.0"
- *Proposed Solution:*

Demolish existing and provide new, parallel curb ramp, including detectable warning surfaces, and top and bottom landings as required.

CBC 2016 **11B-406.5.3**
CBC 2007 **1127B.5.4**
ADAAG **4.8.4**
ADA-2010 **405.7**
PROWAG **R304.2.1**

Unit Cost **$7000.00**

Priority

126





Width of Ramp / Pad	(in)	**39.0**
Length of Ramp / Pad	(in)	68.0
Slope of the Ramp / Pad	(%)	**15.2**
X Slope of the Ramp / Pad	(%)	1.7
Top Landing Length	(in)	**0.0**
Top Landing Slope	(%)	N/A
Top Landing X Slope	(%)	N/A
Left Flare	(%)	**24.6**
Right Flare	(%)	**35.7**
Gutter Slope	(%)	**8.8**
Gutter XSlope	(%)	0.3
Gutter Lip	(in)	**1.0**
Truncated Domes	(y/n)	**NO**
Street Grade (Left / Right)	(%)	0.6 2.4
Stop/Yield Control:	(y/n)	No
Crosswalks Served:		No X-walk
Tee Intersection:	(y/n)	No
Vertical Curb:		Vertical

S Curb Ramp Required

409 Access Route

- *As-Built Description:*

Curb ramp or blended transition not provided where a pedestrian access route crosses a curb.

- *Proposed Solution:*

Provide a parallel curb ramp, including detectable warning surfaces, and top and bottom landings as required.

CBC 2007 **1127B.5.1**
ADAAG **4.7.1**
PROWAG **R207.1**

Unit Cost **$7000.00**

Priority

58



		LEFT	RIGHT
Width of Ramp / Pad	(in)	N/A	N/A
Slope of the Ramp / Pad	(%)	N/A	N/A
X Slope of the Ramp / Pad	(%)	N/A	N/A
Stop/Yield Control:	(y/n)	No	
Crosswalks Served:		No X-walk	
Tee Intersection:	(y/n)	No	
Vertical Curb:		Vertical	

W No Sidewalk, Curb Ramp Not Required

408 Pedestrian Access Route

- *As-Built Description:*

No curb, curb ramp, or sidewalk provided. Pedestrian access route is along the vehicular lane and is not separated by a curb or other cane detectable warning.

- *Proposed Solution:*

When curb or sidewalk is installed along either street, provide accessible curb ramp.

CBC 2007 **1127B.5.1**
ADAAG **4.7.1**
PROWAG **R304.1**

Unit Cost **$0.00**

Priority
68

		LEFT	RIGHT
Width of Ramp / Pad	(in)	N/A	N/A
Slope of the Ramp / Pad	(%)	N/A	N/A
X Slope of the Ramp / Pad	(%)	N/A	N/A

Stop/Yield Control:	(y/n)	No
Crosswalks Served:		No X-walk
Tee Intersection:	(y/n)	No
Vertical Curb:		Vertical



Total Costs for Curb Ramps at : 2nd St *and* Humboldt Ave **$14,000.00**

E Perpendicular

4 Ramp Landing

- *As-Built Description:*

Top landing at existing perpendicular curb ramp or blended transition is less than 48" x 48" (60" length x ramp width preferred).

- *As-is* 28.0"
- *Proposed Solution:*

Demolish existing and provide new, parallel curb ramp, including detectable warning surfaces, and top and bottom landings as required.

CBC 2016 **11B-406.5.3**
CBC 2007 **1127B.5.4**
ADAAG **4.8.4**
ADA-2010 **405.7**
PROWAG **R304.2.1**

Unit Cost **$7000.00**

Priority
112

Width of Ramp / Pad	(in)	61.0
Length of Ramp / Pad	(in)	55.0
Slope of the Ramp / Pad	(%)	**15.6**
X Slope of the Ramp / Pad	(%)	2.0
Top Landing Length	(in)	**28.0**
Top Landing Slope	(%)	**4.5**
Top Landing X Slope	(%)	0.8

Left Flare	(%)	**23.5**
Right Flare	(%)	**21.5**
Gutter Slope	(%)	**6.0**
Gutter XSlope	(%)	0.3
Gutter Lip	(in)	**0.5**
Truncated Domes	(y/n)	**NO**

Street Grade (Left / Right)	(%)	0.9	0.5
Stop/Yield Control:	(y/n)	Yes-Stop Sign	
Crosswalks Served:		No X-walk	
Tee Intersection:	(y/n)	No	
Vertical Curb:		Vertical	





N No Sidewalk, Curb Ramp Not Required

2 Pedestrian Access Route

- *As-Built Description:*

No curb, curb ramp, or sidewalk provided. Pedestrian access route is along the vehicular lane and is not separated by a curb or other cane detectable warning.

- *Proposed Solution:*

When curb or sidewalk is installed along either street, provide accessible curb ramp.

CBC 2007 **1127B.5.1**
ADAAG **4.7.1**
PROWAG **R304.1**

Unit Cost **$0.00**

Priority
80

		LEFT	RIGHT
Width of Ramp / Pad	(in)	N/A	N/A
Slope of the Ramp / Pad	(%)	N/A	N/A
X Slope of the Ramp / Pad	(%)	N/A	N/A

Stop/Yield Control:	(y/n)	No
Crosswalks Served:		No X-walk
Tee Intersection:	(y/n)	No
Vertical Curb:		Vertical



S Curb Ramp Required

3 Access Route

- *As-Built Description:*

Curb ramp or blended transition not provided where a pedestrian access route crosses a curb.

- *Proposed Solution:*

Provide a parallel curb ramp, including detectable warning surfaces, and top and bottom landings as required.

CBC 2007 **1127B.5.1**
ADAAG **4.7.1**
PROWAG **R207.1**

Unit Cost **$7000.00**

Priority
70

		LEFT	RIGHT
Width of Ramp / Pad	(in)	N/A	N/A
Slope of the Ramp / Pad	(%)	N/A	N/A
X Slope of the Ramp / Pad	(%)	N/A	N/A

Stop/Yield Control:	(y/n)	No
Crosswalks Served:		No X-walk
Tee Intersection:	(y/n)	No
Vertical Curb:		Vertical



W Curb Ramp Required

1 Access Route

- *As-Built Description:*

  Curb ramp or blended transition not provided where a pedestrian access route crosses a curb.

- *Proposed Solution:*

  Provide a parallel curb ramp, including detectable warning surfaces, and top and bottom landings as required.

CBC 2007 **1127B.5.1**
ADAAG **4.7.1**
PROWAG **R207.1**

Unit Cost **$7000.00**

Priority
70

		LEFT	RIGHT
Width of Ramp / Pad	(in)	N/A	N/A
Slope of the Ramp / Pad	(%)	N/A	N/A
X Slope of the Ramp / Pad	(%)	N/A	N/A

Stop/Yield Control:	(y/n)	Yes-Stop Sign
Crosswalks Served:		No X-walk
Tee Intersection:	(y/n)	No
Vertical Curb:		Vertical



Total Costs for Curb Ramps at : **2nd St** ***and*** **Kings Ave** **$21,000.00**

E No Sidewalk, Curb Ramp Not Required

72 Pedestrian Access Route

- *As-Built Description:*

  No curb, curb ramp, or sidewalk provided. Pedestrian access route is along the vehicular lane and is not separated by a curb or other cane detectable warning.

- *Proposed Solution:*

  When curb or sidewalk is installed along either street, provide accessible curb ramp.

CBC 2007 **1127B.5.1**
ADAAG **4.7.1**
PROWAG **R304.1**

Unit Cost **$0.00**

Priority
60

		LEFT	RIGHT
Width of Ramp / Pad	(in)	N/A	N/A
Slope of the Ramp / Pad	(%)	N/A	N/A
X Slope of the Ramp / Pad	(%)	N/A	N/A

Stop/Yield Control:	(y/n)	No
Crosswalks Served:		No X-walk
Tee Intersection:	(y/n)	No
Vertical Curb:		Vertical



N No Sidewalk, Curb Ramp Not Required

71 Pedestrian Access Route

- *As-Built Description:*

No curb, curb ramp, or sidewalk provided. Pedestrian access route is along the vehicular lane and is not separated by a curb or other cane detectable warning.

- *Proposed Solution:*

When curb or sidewalk is installed along either street, provide accessible curb ramp.

CBC 2007 **1127B.5.1**
ADAAG **4.7.1**
PROWAG **R304.1**

Unit Cost **$0.00**

Priority
60

		LEFT	RIGHT
Width of Ramp / Pad	(in)	N/A	N/A
Slope of the Ramp / Pad	(%)	N/A	N/A
X Slope of the Ramp / Pad	(%)	N/A	N/A

Stop/Yield Control:	(y/n)	No
Crosswalks Served:		No X-walk
Tee Intersection:	(y/n)	No
Vertical Curb:		N/A



S No Sidewalk, Curb Ramp Not Required

73 Pedestrian Access Route

- *As-Built Description:*

No curb, curb ramp, or sidewalk provided. Pedestrian access route is along the vehicular lane and is not separated by a curb or other cane detectable warning.

- *Proposed Solution:*

When curb or sidewalk is installed along either street, provide accessible curb ramp.

CBC 2007 **1127B.5.1**
ADAAG **4.7.1**
PROWAG **R304.1**

Unit Cost **$0.00**

Priority
60

		LEFT	RIGHT
Width of Ramp / Pad	(in)	N/A	N/A
Slope of the Ramp / Pad	(%)	N/A	N/A
X Slope of the Ramp / Pad	(%)	N/A	N/A

Stop/Yield Control:	(y/n)	No
Crosswalks Served:		No X-walk
Tee Intersection:	(y/n)	No
Vertical Curb:		Vertical



W Curb Ramp Required

74 Access Route

- *As-Built Description:*

  Curb ramp or blended transition not provided where a pedestrian access route crosses a curb.

- *Proposed Solution:*

  Provide a parallel curb ramp, including detectable warning surfaces, and top and bottom landings as required.

CBC 2007 **1127B.5.1**
ADAAG **4.7.1**
PROWAG **R207.1**

Unit Cost **$7000.00**

Priority
50

		LEFT	RIGHT
Width of Ramp / Pad	(in)	N/A	N/A
Slope of the Ramp / Pad	(%)	N/A	N/A
X Slope of the Ramp / Pad	(%)	N/A	N/A

Stop/Yield Control:	(y/n)	No
Crosswalks Served:		No X-walk
Tee Intersection:	(y/n)	No
Vertical Curb:		Vertical



Total Costs for Curb Ramps at : 2nd St and Lake Ave **$7,000.00**

E No Sidewalk, Curb Ramp Not Required

70 Pedestrian Access Route

- *As-Built Description:*

  No curb, curb ramp, or sidewalk provided. Pedestrian access route is along the vehicular lane and is not separated by a curb or other cane detectable warning.

- *Proposed Solution:*

  When curb or sidewalk is installed along either street, provide accessible curb ramp.

CBC 2007 **1127B.5.1**
ADAAG **4.7.1**
PROWAG **R304.1**

Unit Cost **$0.00**

Priority
44

		LEFT	RIGHT
Width of Ramp / Pad	(in)	N/A	N/A
Slope of the Ramp / Pad	(%)	N/A	N/A
X Slope of the Ramp / Pad	(%)	N/A	N/A

Stop/Yield Control:	(y/n)	No
Crosswalks Served:		No X-walk
Tee Intersection:	(y/n)	No
Vertical Curb:		N/A



N Curb Ramp Required

67 Access Route

CBC 2007 **1127B.5.1**
ADAAG **4.7.1**
PROWAG **R207.1**

• *As-Built Description:*
Curb ramp or blended transition not provided where a pedestrian access route crosses a curb.

• *Proposed Solution:*
Provide a parallel curb ramp, including detectable warning surfaces, and top and bottom landings as required.

Unit Cost **$7000.00**

Priority
44

		LEFT	RIGHT
Width of Ramp / Pad	(in)	N/A	N/A
Slope of the Ramp / Pad	(%)	N/A	N/A
X Slope of the Ramp / Pad	(%)	N/A	N/A
Stop/Yield Control:	(y/n)	No	
Crosswalks Served:		No X-walk	
Tee Intersection:	(y/n)	No	
Vertical Curb:		Vertical	



S Perpendicular

69 Ramp Landing

CBC 2016 **11B-406.5.3**
CBC 2007 **1127B.5.4**
ADAAG **4.8.4**
ADA-2010 **405.7**
PROWAG **R304.2.1**

• *As-Built Description:*
Top landing at existing perpendicular curb ramp or blended transition is less than 48" x 48" (60" length x ramp width preferred).

• *As-is* 0.0"

• *Proposed Solution:*
Demolish existing and provide new, parallel curb ramp, including detectable warning surfaces, and top and bottom landings as required.

Unit Cost **$7000.00**

Priority
72

Width of Ramp / Pad	(in)	72.0	
Length of Ramp / Pad	(in)	132.0	
Slope of the Ramp / Pad	(%)	**8.9**	
X Slope of the Ramp / Pad	(%)	0.2	
Top Landing Length	(in)	**0.0**	
Top Landing Slope	(%)	N/A	
Top Landing X Slope	(%)	N/A	
Left Flare	(%)	**12.7**	
Right Flare	(%)	**10.9**	
Gutter Slope	(%)	3.3	
Gutter XSlope	(%)	**2.6**	
Gutter Lip	(in)	0.0	
Truncated Domes	(y/n)	**NO**	
Street Grade (Left / Right)	(%)	0.9	1.7
Stop/Yield Control:	(y/n)	No	
Crosswalks Served:		No X-walk	
Tee Intersection:	(y/n)	No	
Vertical Curb:		Vertical	





W Curb Ramp Required

68 Access Route

- *As-Built Description:*

Curb ramp or blended transition not provided where a pedestrian access route crosses a curb.

- *Proposed Solution:*

Provide a parallel curb ramp, including detectable warning surfaces, and top and bottom landings as required.

CBC 2007 **1127B.5.1**
ADAAG **4.7.1**
PROWAG **R207.1**

Unit Cost **$7000.00**

Priority
44

		LEFT	RIGHT
Width of Ramp / Pad	(in)	N/A	N/A
Slope of the Ramp / Pad	(%)	N/A	N/A
X Slope of the Ramp / Pad	(%)	N/A	N/A

Stop/Yield Control:	(y/n)	No
Crosswalks Served:		No X-walk
Tee Intersection:	(y/n)	No
Vertical Curb:		Vertical



Total Costs for Curb Ramps at : 2nd St *and* Monterey Ave **$21,000.00**

E Perpendicular

406 Ramp Landing

- *As-Built Description:*

Top landing at existing perpendicular curb ramp or blended transition is less than 48" x 48" (60" length x ramp width preferred).

- *As-is* 0.0"
- *Proposed Solution:*

Demolish existing and provide new, parallel curb ramp, including detectable warning surfaces, and top and bottom landings as required.

CBC 2016 **11B-406.5.3**
CBC 2007 **1127B.5.4**
ADAAG **4.8.4**
ADA-2010 **405.7**
PROWAG **R304.2.1**

Unit Cost **$7000.00**

Priority
102

Width of Ramp / Pad	(in)	48.0
Length of Ramp / Pad	(in)	54.0
Slope of the Ramp / Pad	(%)	**18.6**
X Slope of the Ramp / Pad	(%)	1.4
Top Landing Length	(in)	**0.0**
Top Landing Slope	(%)	N/A
Top Landing X Slope	(%)	N/A

Left Flare	(%)	**31.6**
Right Flare	(%)	**26.8**
Gutter Slope	(%)	4.4
Gutter XSlope	(%)	0.4
Gutter Lip	(in)	**0.5**
Truncated Domes	(y/n)	**NO**

Street Grade (Left / Right)	(%)	1.4	1.4
Stop/Yield Control:	(y/n)	Yes-Stop Sign	
Crosswalks Served:		No X-walk	
Tee Intersection:	(y/n)	Yes	
Vertical Curb:		Vertical	





N Perpendicular

405 Ramp Flare

- *As-Built Description:*

Slope of flare(s) along curb at perpendicular curb ramp exceed(s) 10%.

- *As-is* Left: 10.2%
- *Proposed Solution:*

Demolish existing and provide new, perpendicular curb ramp, including detectable warning surfaces, and top and bottom landings as required.

CBC 2016 **11B-406.2.2**
CBC 2007 **1127B.5.3**
ADAAG **4.7.5**
ADA-2010 **406.3**
PROWAG **R304.2.3**

Unit Cost **$6500.00**

Priority
74.5

Width of Ramp / Pad	(in)	48.0
Length of Ramp / Pad	(in)	92.0
Slope of the Ramp / Pad	(%)	7.7
X Slope of the Ramp / Pad	(%)	0.4
Top Landing Length	(in)	48.0
Top Landing Slope	(%)	1.1
Top Landing X Slope	(%)	0.4
Left Flare	(%)	**10.2**
Right Flare	(%)	8.6
Gutter Slope	(%)	**7.4**
Gutter XSlope	(%)	0.8
Gutter Lip	(in)	**0.5**
Truncated Domes	(y/n)	**NO**
Street Grade (Left / Right)	(%)	0.3 N/A
Stop/Yield Control:	(y/n)	No
Crosswalks Served:		No X-walk
Tee Intersection:	(y/n)	Yes
Vertical Curb:		Vertical





S Curb Ramp Required

404 Access Route

- *As-Built Description:*

Curb ramp or blended transition not provided where a pedestrian access route crosses a curb.

- *Proposed Solution:*

Provide a parallel curb ramp, including detectable warning surfaces, and top and bottom landings as required.

CBC 2007 **1127B.5.1**
ADAAG **4.7.1**
PROWAG **R207.1**

Unit Cost **$7000.00**

Priority
58

		LEFT	RIGHT
Width of Ramp / Pad	(in)	N/A	N/A
Slope of the Ramp / Pad	(%)	N/A	N/A
X Slope of the Ramp / Pad	(%)	N/A	N/A
Stop/Yield Control:	(y/n)	No	
Crosswalks Served:		No X-walk	
Tee Intersection:	(y/n)	Yes	
Vertical Curb:		Vertical	



Total Costs for Curb Ramps at : 2nd St and Orange Ave **$20,500.00**

E Perpendicular

76 Ramp Landing

- *As-Built Description:*

Top landing at existing perpendicular curb ramp or blended transition is less than 48" x 48" (60" length x ramp width preferred).

- *As-is* 24.0"
- *Proposed Solution:*

Demolish existing and provide new, parallel curb ramp, including detectable warning surfaces, and top and bottom landings as required.

CBC 2016 **11B-406.5.3**
CBC 2007 **1127B.5.4**
ADAAG **4.8.4**
ADA-2010 **405.7**
PROWAG **R304.2.1**

Unit Cost **$7000.00**

Priority
135.5

Width of Ramp / Pad	(in)	**32.0**
Length of Ramp / Pad	(in)	56.0
Slope of the Ramp / Pad	(%)	**17.5**
X Slope of the Ramp / Pad	(%)	**2.2**
Top Landing Length	(in)	**24.0**
Top Landing Slope	(%)	0.9
Top Landing X Slope	(%)	1.6
Left Flare	(%)	**25.0**
Right Flare	(%)	**19.1**
Gutter Slope	(%)	**13.0**
Gutter XSlope	(%)	1.2
Gutter Lip	(in)	**0.5**
Truncated Domes	(y/n)	**NO**
Street Grade (Left / Right)	(%)	4.4 2.5
Stop/Yield Control:	(y/n)	No
Crosswalks Served:		No X-walk
Tee Intersection:	(y/n)	No
Vertical Curb:		Vertical





N Curb Ramp Required

75 Access Route

- *As-Built Description:*

Curb ramp or blended transition not provided where a pedestrian access route crosses a curb.

- *Proposed Solution:*

Provide a parallel curb ramp, including detectable warning surfaces, and top and bottom landings as required.

CBC 2007 **1127B.5.1**
ADAAG **4.7.1**
PROWAG **R207.1**

Unit Cost **$7000.00**

Priority
70

		LEFT	RIGHT
Width of Ramp / Pad	(in)	N/A	N/A
Slope of the Ramp / Pad	(%)	N/A	N/A
X Slope of the Ramp / Pad	(%)	N/A	N/A
Stop/Yield Control:	(y/n)	No	
Crosswalks Served:		No X-walk	
Tee Intersection:	(y/n)	No	
Vertical Curb:		Vertical	



S Curb Ramp Required

77 Access Route

- *As-Built Description:*
  Curb ramp or blended transition not provided where a pedestrian access route crosses a curb.
- *Proposed Solution:*
  Provide a parallel curb ramp, including detectable warning surfaces, and top and bottom landings as required.

CBC 2007 **1127B.5.1**
ADAAG **4.7.1**
PROWAG **R207.1**

Unit Cost **$7000.00**

Priority
70

		LEFT	RIGHT
Width of Ramp / Pad	(in)	N/A	N/A
Slope of the Ramp / Pad	(%)	N/A	N/A
X Slope of the Ramp / Pad	(%)	N/A	N/A

Stop/Yield Control:	(y/n)	No
Crosswalks Served:		No X-walk
Tee Intersection:	(y/n)	No
Vertical Curb:		Vertical



W Curb Ramp Required

78 Access Route

- *As-Built Description:*
  Curb ramp or blended transition not provided where a pedestrian access route crosses a curb.
- *Proposed Solution:*
  Provide a parallel curb ramp, including detectable warning surfaces, and top and bottom landings as required.

CBC 2007 **1127B.5.1**
ADAAG **4.7.1**
PROWAG **R207.1**

Unit Cost **$7000.00**

Priority
80

		LEFT	RIGHT
Width of Ramp / Pad	(in)	N/A	N/A
Slope of the Ramp / Pad	(%)	N/A	N/A
X Slope of the Ramp / Pad	(%)	N/A	N/A

Stop/Yield Control:	(y/n)	No
Crosswalks Served:		No X-walk
Tee Intersection:	(y/n)	No
Vertical Curb:		Vertical



Total Costs for Curb Ramps at : **2nd St** ***and*** **Riverside Ave** **$28,000.00**

E Perpendicular

50 Ramp Slope

- *As-Built Description:*

Running slope of existing perpendicular curb ramp is less than 5% or greater than 8.3%.

- *As-is* 9.9%
- *Proposed Solution:*

Demolish existing and provide new, perpendicular curb ramp, including detectable warning surfaces, and top and bottom landings as required.

CBC 2016 **11B-406.2.1**
CBC 2007 **1127B.5.3**
ADAAG **4.7.2; 4.8.2**
ADA-2010 **405.2**
PROWAG **R304.2.2**

Unit Cost **$6500.00**

Priority
88





Width of Ramp / Pad	(in)	48.0	
Length of Ramp / Pad	(in)	88.0	
Slope of the Ramp / Pad	(%)	**9.9**	
X Slope of the Ramp / Pad	(%)	0.0	
Top Landing Length	(in)	48.0	
Top Landing Slope	(%)	1.4	
Top Landing X Slope	(%)	0.5	
Left Flare	(%)	**11.9**	
Right Flare	(%)	**12.0**	
Gutter Slope	(%)	**10.0**	
Gutter XSlope	(%)	1.1	
Gutter Lip	(in)	**0.5**	
Truncated Domes	(y/n)	**NO**	
Street Grade (Left / Right)	(%)	2.2	2.1
Stop/Yield Control:	(y/n)	No	
Within Crosswalk	(y/n)	YES	
Crosswalks Served:		1 X-walk	
Tee Intersection:	(y/n)	No	
Vertical Curb:		Vertical	

N Perpendicular

51 Ramp Slope

- *As-Built Description:*

Running slope of existing perpendicular curb ramp is less than 5% or greater than 8.3%.

- *As-is* 8.6%
- *Proposed Solution:*

Demolish existing and provide new, perpendicular curb ramp, including detectable warning surfaces, and top and bottom landings as required.

CBC 2016 **11B-406.2.1**
CBC 2007 **1127B.5.3**
ADAAG **4.7.2; 4.8.2**
ADA-2010 **405.2**
PROWAG **R304.2.2**

Unit Cost **$6500.00**

Priority
85.5





Width of Ramp / Pad	(in)	48.0	
Length of Ramp / Pad	(in)	95.0	
Slope of the Ramp / Pad	(%)	**8.6**	
X Slope of the Ramp / Pad	(%)	0.1	
Top Landing Length	(in)	48.0	
Top Landing Slope	(%)	0.5	
Top Landing X Slope	(%)	1.5	
Left Flare	(%)	**11.1**	
Right Flare	(%)	8.5	
Gutter Slope	(%)	3.9	
Gutter XSlope	(%)	**3.0**	
Gutter Lip	(in)	0.0	
Truncated Domes	(y/n)	**NO**	
Street Grade (Left / Right)	(%)	1.9	0.6
Stop/Yield Control:	(y/n)	No	
Within Crosswalk	(y/n)	YES	
Crosswalks Served:		1 X-walk	
Tee Intersection:	(y/n)	No	
Vertical Curb:		Vertical	

S Perpendicular

49 Gutter

- *As-Built Description:*

The slope of the gutter area or street at the foot of a curb ramp, blended transition, pedestrian pad, or island cut through exceeds 1:20 (5%) in the direction of the pedestrian crossing.

- *As-is* 9.2%
- *Proposed Solution:*

Demolish gutter or street area as required and provide 48" x 48" area at foot of curb ramp, blended transition, pedestrian pad, or island cut through with slope no greater than 5%.

CBC 2016 **11B-406.5.8**
CBC 2007 **1127B.5.3**
ADAAG **4.7.2**
ADA-2010 **406.2**
PROWAG **R304.5.4**

Unit Cost **$3000.00**

Priority
72

Width of Ramp / Pad	(in)	50.0
Length of Ramp / Pad	(in)	96.0
Slope of the Ramp / Pad	(%)	7.4
X Slope of the Ramp / Pad	(%)	0.7
Top Landing Length	(in)	48.0
Top Landing Slope	(%)	0.3
Top Landing X Slope	(%)	0.5
Left Flare	(%)	9.6
Right Flare	(%)	8.8
Gutter Slope	(%)	**9.2**
Gutter XSlope	(%)	0.7
Gutter Lip	(in)	0.0
Truncated Domes	(y/n)	**NO**
Street Grade (Left / Right)	(%)	0.1 0.5
Stop/Yield Control:	(y/n)	No
Within Crosswalk	(y/n)	YES
Crosswalks Served:		1 X-walk
Tee Intersection:	(y/n)	No
Vertical Curb:		Vertical





W Perpendicular

52 Ramp Slope

- *As-Built Description:*

Running slope of existing perpendicular curb ramp is less than 5% or greater than 8.3%.

- *As-is* 10.2%
- *Proposed Solution:*

Demolish existing and provide new, perpendicular curb ramp, including detectable warning surfaces, and top and bottom landings as required.

CBC 2016 **11B-406.2.1**
CBC 2007 **1127B.5.3**
ADAAG **4.7.2; 4.8.2**
ADA-2010 **405.2**
PROWAG **R304.2.2**

Unit Cost **$6500.00**

Priority
97

Width of Ramp / Pad	(in)	48.0
Length of Ramp / Pad	(in)	112.0
Slope of the Ramp / Pad	(%)	**10.2**
X Slope of the Ramp / Pad	(%)	**2.9**
Top Landing Length	(in)	48.0
Top Landing Slope	(%)	0.5
Top Landing X Slope	(%)	1.3
Left Flare	(%)	**12.4**
Right Flare	(%)	**13.1**
Gutter Slope	(%)	0.3
Gutter XSlope	(%)	0.5
Gutter Lip	(in)	**0.5**
Truncated Domes	(y/n)	**NO**
Street Grade (Left / Right)	(%)	1.7 1.5
Stop/Yield Control:	(y/n)	Yes-Stop Sign
Within Crosswalk	(y/n)	YES
Crosswalks Served:		1 X-walk
Tee Intersection:	(y/n)	No
Vertical Curb:		Vertical





Total Costs for Curb Ramps at : 2nd St and Robertson Blvd **$22,500.00**

E Perpendicular

401 Ramp Slope

- *As-Built Description:*

Running slope of existing perpendicular curb ramp is less than 5% or greater than 8.3%.

- *As-is* 9.1%
- *Proposed Solution:*

Demolish existing and provide new, perpendicular curb ramp, including detectable warning surfaces, and top and bottom landings as required.

CBC 2016 **11B-406.2.1**
CBC 2007 **1127B.5.3**
ADAAG **4.7.2; 4.8.2**
ADA-2010 **405.2**
PROWAG **R304.2.2**

Unit Cost **$6500.00**

Priority
75.5

Width of Ramp / Pad	(in)	48.0
Length of Ramp / Pad	(in)	84.0
Slope of the Ramp / Pad	(%)	**9.1**
X Slope of the Ramp / Pad	(%)	0.7
Top Landing Length	(in)	48.0
Top Landing Slope	(%)	**2.4**
Top Landing X Slope	(%)	0.2
Left Flare	(%)	9.6
Right Flare	(%)	8.5
Gutter Slope	(%)	**7.6**
Gutter XSlope	(%)	0.3
Gutter Lip	(in)	**0.25**
Truncated Domes	(y/n)	**NO**
Street Grade (Left / Right)	(%)	0.1 N/A
Stop/Yield Control:	(y/n)	No
Within Crosswalk	(y/n)	N/A
Crosswalks Served:		1 X-walk
Tee Intersection:	(y/n)	Yes
Vertical Curb:		Vertical





N Curb Ramp Required

400 Access Route

- *As-Built Description:*

Curb ramp or blended transition not provided where a pedestrian access route crosses a curb.

- *Proposed Solution:*

Provide a parallel curb ramp, including detectable warning surfaces, and top and bottom landings as required.

CBC 2007 **1127B.5.1**
ADAAG **4.7.1**
PROWAG **R207.1**

Unit Cost **$7000.00**

Priority
58

		LEFT	RIGHT
Width of Ramp / Pad	(in)	N/A	N/A
Slope of the Ramp / Pad	(%)	N/A	N/A
X Slope of the Ramp / Pad	(%)	N/A	N/A
Stop/Yield Control:	(y/n)	No	
Crosswalks Served:		1 X-walk	
Tee Intersection:	(y/n)	Yes	
Vertical Curb:		Vertical	



S Perpendicular

402 Ramp Flare

- *As-Built Description:*
  Slope of flare(s) along curb at perpendicular curb ramp exceed(s) 10%.
- *As-is* Left: 10.7%
- *Proposed Solution:*
  Demolish existing and provide new, perpendicular curb ramp, including detectable warning surfaces, and top and bottom landings as required.

CBC 2016 **11B-406.2.2**
CBC 2007 **1127B.5.3**
ADAAG **4.7.5**
ADA-2010 **406.3**
PROWAG **R304.2.3**

Unit Cost **$6500.00**

Priority
62




Width of Ramp / Pad	(in)	48.0
Length of Ramp / Pad	(in)	72.0
Slope of the Ramp / Pad	(%)	8.0
X Slope of the Ramp / Pad	(%)	0.7
Top Landing Length	(in)	48.0
Top Landing Slope	(%)	1.8
Top Landing X Slope	(%)	0.9
Left Flare	(%)	**10.7**
Right Flare	(%)	9.4
Gutter Slope	(%)	2.6
Gutter XSlope	(%)	1.3
Gutter Lip	(in)	0.0
Truncated Domes	(y/n)	YES
Dome Setback	(in)	6.0
Street Grade (Left / Right)	(%)	0.3 N/A
Stop/Yield Control:	(y/n)	No
Crosswalks Served:		No X-walk
Tee Intersection:	(y/n)	Yes
Vertical Curb:		Vertical

W Parallel

403 Ramp Landing

- *As-Built Description:*
  Cross slope at top landing of existing parallel curb ramp exceeds 2%.
- *As-is* Left: 2.1%
- *Proposed Solution:*
  Demolish existing and provide new top landing sloped at 2% max. Curb ramp to remain.

CBC 2016 **11B-406.5.3**
CBC 2007 **1127B.5.4**
ADAAG **4.8.4; 4.8.6**
PROWAG **R304.5.3**

Unit Cost **$3500.00**

Priority
62.5




		LEFT	RIGHT
Width of Ramp / Pad	(in)	54.5	N/A
Length of Ramp / Pad	(in)	85.0	N/A
Slope of the Ramp / Pad	(%)	6.2	N/A
X Slope of the Ramp / Pad	(%)	0.0	N/A
Top Landing Length	(in)	48.0	**N/A**
Top Landing Slope	(%)	0.9	N/A
Top Landing X Slope	(%)	**2.1**	N/A
Bottom Landing Length	(in)	48.0	
Bottom Landing Slope	(%)	**2.2**	
Bottom Landing X Slope	(%)	0.6	
Gutter Slope	(%)	4.1	
Gutter XSlope	(%)	0.3	
Gutter Lip	(in)	**0.5**	
Truncated Domes	(y/n)	YES	
Dome Setback	(in)	**5.0**	
Street Grade (Left / Right)	(%)	0.3	N/A
Stop/Yield Control:	(y/n)	No	
Crosswalks Served:		No X-walk	
Tee Intersection:	(y/n)	Yes	
Vertical Curb:		Vertical	

Total Costs for Curb Ramps at : 2nd St and Trinity Ave **$23,500.00**

Total Costs for Curb Ramps along : 2nd St **$178,500.00**

Year Completed	Intersection ID	Survey Street	Cross Street
TBD	85	3rd St	Alameda Ave

Orientation & ID #	Ramp Type	Existing Access Barrier and Proposed Solution	Codes / Mitigation Info	Measurements

E Perpendicular

427 Gutter

- *As-Built Description:*

The slope of the gutter area or street at the foot of a curb ramp, blended transition, pedestrian pad, or island cut through exceeds 1:20 (5%) in the direction of the pedestrian crossing.

- *As-is* 17.0%
- *Proposed Solution:*

Demolish gutter or street area as required and provide 48" x 48" area at foot of curb ramp, blended transition, pedestrian pad, or island cut through with slope no greater than 5%.

CBC 2016 **11B-406.5.8**
CBC 2007 **1127B.5.3**
ADAAG **4.7.2**
ADA-2010 **406.2**
PROWAG **R304.5.4**

Unit Cost **$3000.00**

Priority
73





Width of Ramp / Pad	(in)	48.0
Length of Ramp / Pad	(in)	89.0
Slope of the Ramp / Pad	(%)	8.0
X Slope of the Ramp / Pad	(%)	0.4
Top Landing Length	(in)	48.0
Top Landing Slope	(%)	0.9
Top Landing X Slope	(%)	1.9
Left Flare	(%)	6.5
Right Flare	(%)	7.6
Gutter Slope	(%)	**17.0**
Gutter XSlope	(%)	0.1
Gutter Lip	(in)	**0.5**
Truncated Domes	(y/n)	**NO**
Street Grade (Left / Right)	(%)	1.1 1.5
Stop/Yield Control:	(y/n)	No
Within Crosswalk	(y/n)	YES
Crosswalks Served:		1 X-walk
Tee Intersection:	(y/n)	No
Vertical Curb:		Vertical

N Perpendicular

428 Ramp Slope

- *As-Built Description:*

Running slope of existing perpendicular curb ramp is less than 5% or greater than 8.3%.

- *As-is* 9.6%
- *Proposed Solution:*

Demolish existing and provide new, perpendicular curb ramp, including detectable warning surfaces, and top and bottom landings as required.

CBC 2016 **11B-406.2.1**
CBC 2007 **1127B.5.3**
ADAAG **4.7.2; 4.8.2**
ADA-2010 **405.2**
PROWAG **R304.2.2**

Unit Cost **$6500.00**

Priority
78





Width of Ramp / Pad	(in)	48.0
Length of Ramp / Pad	(in)	66.0
Slope of the Ramp / Pad	(%)	**9.6**
X Slope of the Ramp / Pad	(%)	1.9
Top Landing Length	(in)	48.0
Top Landing Slope	(%)	**2.1**
Top Landing X Slope	(%)	0.3
Left Flare	(%)	9.0
Right Flare	(%)	9.1
Gutter Slope	(%)	**10.3**
Gutter XSlope	(%)	0.0
Gutter Lip	(in)	**0.5**
Truncated Domes	(y/n)	**NO**
Street Grade (Left / Right)	(%)	1.9 0.5
Stop/Yield Control:	(y/n)	Yes-Stop Sign
Within Crosswalk	(y/n)	YES
Crosswalks Served:		1 X-walk
Tee Intersection:	(y/n)	No
Vertical Curb:		Vertical

S Perpendicular

426 Gutter

- *As-Built Description:*

The slope of the gutter area or street at the foot of a curb ramp, blended transition, pedestrian pad, or island cut through exceeds 1:20 (5%) in the direction of the pedestrian crossing.

- *As-is* 10.2%
- *Proposed Solution:*

Demolish gutter or street area as required and provide 48" x 48" area at foot of curb ramp, blended transition, pedestrian pad, or island cut through with slope no greater than 5%.

CBC 2016 **11B-406.5.8**
CBC 2007 **1127B.5.3**
ADAAG **4.7.2**
ADA-2010 **406.2**
PROWAG **R304.5.4**

Unit Cost **$3000.00**

Priority
73

Width of Ramp / Pad	(in)	48.0
Length of Ramp / Pad	(in)	83.0
Slope of the Ramp / Pad	(%)	7.6
X Slope of the Ramp / Pad	(%)	0.9
Top Landing Length	(in)	48.0
Top Landing Slope	(%)	0.8
Top Landing X Slope	(%)	0.4
Left Flare	(%)	8.3
Right Flare	(%)	8.8
Gutter Slope	(%)	**10.2**
Gutter XSlope	(%)	0.4
Gutter Lip	(in)	**0.5**
Truncated Domes	(y/n)	**NO**
Street Grade (Left / Right)	(%)	1.5 1.6
Stop/Yield Control:	(y/n)	Yes-Stop Sign
Within Crosswalk	(y/n)	YES
Crosswalks Served:		1 X-walk
Tee Intersection:	(y/n)	No
Vertical Curb:		Vertical





W Perpendicular

429 Ramp Slope

- *As-Built Description:*

Running slope of existing perpendicular curb ramp is less than 5% or greater than 8.3%.

- *As-is* 10.4%
- *Proposed Solution:*

Demolish existing and provide new, perpendicular curb ramp, including detectable warning surfaces, and top and bottom landings as required.

CBC 2016 **11B-406.2.1**
CBC 2007 **1127B.5.3**
ADAAG **4.7.2; 4.8.2**
ADA-2010 **405.2**
PROWAG **R304.2.2**

Unit Cost **$6500.00**

Priority
92

Width of Ramp / Pad	(in)	48.0
Length of Ramp / Pad	(in)	82.0
Slope of the Ramp / Pad	(%)	**10.4**
X Slope of the Ramp / Pad	(%)	2.0
Top Landing Length	(in)	48.0
Top Landing Slope	(%)	0.8
Top Landing X Slope	(%)	0.2
Left Flare	(%)	**10.8**
Right Flare	(%)	8.1
Gutter Slope	(%)	**10.0**
Gutter XSlope	(%)	0.1
Gutter Lip	(in)	**0.5**
Truncated Domes	(y/n)	**NO**
Street Grade (Left / Right)	(%)	1.1 1.5
Stop/Yield Control:	(y/n)	No
Within Crosswalk	(y/n)	YES
Crosswalks Served:		1 X-walk
Tee Intersection:	(y/n)	No
Vertical Curb:		Vertical





Total Costs for Curb Ramps at : 3rd St and Alameda Ave **$19,000.00**

E Perpendicular

423 Ramp Landing

CBC 2016 **11B-406.5.3**
CBC 2007 **1127B.5.4**
ADAAG **4.8.4; 4.8.6**
PROWAG **R304.2.2**

• *As-Built Description:*
Running slope at top landing of existing perpendicular curb ramp exceeds the 1:48 (2%) maximum.

• *As-is* 2.1%

• *Proposed Solution:*
Demolish existing and provide new, perpendicular curb ramp, including detectable warning surfaces, and top and bottom landings as required.

Unit Cost **$6500.00**

Priority
59.5

Width of Ramp / Pad	(in)	48.0
Length of Ramp / Pad	(in)	93.0
Slope of the Ramp / Pad	(%)	7.1
X Slope of the Ramp / Pad	(%)	0.6
Top Landing Length	(in)	48.0
Top Landing Slope	(%)	**2.1**
Top Landing X Slope	(%)	0.5
Left Flare	(%)	7.9
Right Flare	(%)	8.2
Gutter Slope	(%)	**12.1**
Gutter XSlope	(%)	0.6
Gutter Lip	(in)	**0.5**
Truncated Domes	(y/n)	**NO**
Street Grade (Left / Right)	(%)	2.0 4.1
Stop/Yield Control:	(y/n)	Yes-Stop Sign
Within Crosswalk	(y/n)	YES
Crosswalks Served:		1 X-walk
Tee Intersection:	(y/n)	No
Vertical Curb:		Vertical





N Perpendicular

424 Gutter

CBC 2016 **11B-406.5.8**
CBC 2007 **1127B.5.3**
ADAAG **4.7.2**
ADA-2010 **406.2**
PROWAG **R304.5.4**

• *As-Built Description:*
The slope of the gutter area or street at the foot of a curb ramp, blended transition, pedestrian pad, or island cut through exceeds 1:20 (5%) in the direction of the pedestrian crossing.

• *As-is* 10.5%

• *Proposed Solution:*
Demolish gutter or street area as required and provide 48" x 48" area at foot of curb ramp, blended transition, pedestrian pad, or island cut through with slope no greater than 5%.

Unit Cost **$3000.00**

Priority
67

Width of Ramp / Pad	(in)	48.5
Length of Ramp / Pad	(in)	84.0
Slope of the Ramp / Pad	(%)	6.7
X Slope of the Ramp / Pad	(%)	0.5
Top Landing Length	(in)	48.0
Top Landing Slope	(%)	0.2
Top Landing X Slope	(%)	0.1
Left Flare	(%)	8.1
Right Flare	(%)	8.0
Gutter Slope	(%)	**10.5**
Gutter XSlope	(%)	1.1
Gutter Lip	(in)	**0.25**
Truncated Domes	(y/n)	**NO**
Street Grade (Left / Right)	(%)	1.2 1.1
Stop/Yield Control:	(y/n)	No
Within Crosswalk	(y/n)	YES
Crosswalks Served:		1 X-walk
Tee Intersection:	(y/n)	No
Vertical Curb:		Vertical





S Perpendicular

422 Ramp Landing

- *As-Built Description:*

Running slope at top landing of existing perpendicular curb ramp exceeds the 1:48 (2%) maximum.

- *As-is* 2.2%
- *Proposed Solution:*

Demolish existing and provide new, perpendicular curb ramp, including detectable warning surfaces, and top and bottom landings as required.

CBC 2016 **11B-406.5.3**
CBC 2007 **1127B.5.4**
ADAAG **4.8.4; 4.8.6**
PROWAG **R304.2.2**

Unit Cost **$6500.00**

Priority
59.5




Width of Ramp / Pad	(in)	48.0
Length of Ramp / Pad	(in)	82.0
Slope of the Ramp / Pad	(%)	6.9
X Slope of the Ramp / Pad	(%)	1.0
Top Landing Length	(in)	48.0
Top Landing Slope	(%)	**2.2**
Top Landing X Slope	(%)	0.4
Left Flare	(%)	9.1
Right Flare	(%)	7.5
Gutter Slope	(%)	**16.9**
Gutter XSlope	(%)	0.1
Gutter Lip	(in)	**0.5**
Truncated Domes	(y/n)	**NO**
Street Grade (Left / Right)	(%)	2.2 2.0
Stop/Yield Control:	(y/n)	No
Within Crosswalk	(y/n)	YES
Crosswalks Served:		1 X-walk
Tee Intersection:	(y/n)	No
Vertical Curb:		Vertical

W Perpendicular

425 Gutter

- *As-Built Description:*

The slope of the gutter area or street at the foot of a curb ramp, blended transition, pedestrian pad, or island cut through exceeds 1:20 (5%) in the direction of the pedestrian crossing.

- *As-is* 9.0%
- *Proposed Solution:*

Demolish gutter or street area as required and provide 48" x 48" area at foot of curb ramp, blended transition, pedestrian pad, or island cut through with slope no greater than 5%.

CBC 2016 **11B-406.5.8**
CBC 2007 **1127B.5.3**
ADAAG **4.7.2**
ADA-2010 **406.2**
PROWAG **R304.5.4**

Unit Cost **$3000.00**

Priority
57




Width of Ramp / Pad	(in)	48.0
Length of Ramp / Pad	(in)	83.0
Slope of the Ramp / Pad	(%)	6.9
X Slope of the Ramp / Pad	(%)	0.8
Top Landing Length	(in)	48.0
Top Landing Slope	(%)	0.5
Top Landing X Slope	(%)	0.1
Left Flare	(%)	9.1
Right Flare	(%)	8.5
Gutter Slope	(%)	**9.0**
Gutter XSlope	(%)	0.5
Gutter Lip	(in)	**0.25**
Truncated Domes	(y/n)	**NO**
Street Grade (Left / Right)	(%)	3.2 3.9
Stop/Yield Control:	(y/n)	Yes-Stop Sign
Crosswalks Served:		No X-walk
Tee Intersection:	(y/n)	No
Vertical Curb:		Vertical

Total Costs for Curb Ramps at : 3rd St and Colusa Ave **$19,000.00**

E Perpendicular

431 Ramp Slope

- *As-Built Description:*

Running slope of existing perpendicular curb ramp is less than 5% or greater than 8.3%.

- *As-is* 9.4%
- *Proposed Solution:*

Demolish existing and provide new, perpendicular curb ramp, including detectable warning surfaces, and top and bottom landings as required.

CBC 2016 **11B-406.2.1**
CBC 2007 **1127B.5.3**
ADAAG **4.7.2; 4.8.2**
ADA-2010 **405.2**
PROWAG **R304.2.2**

Unit Cost **$6500.00**

Priority
81

Width of Ramp / Pad	(in)	48.0
Length of Ramp / Pad	(in)	77.0
Slope of the Ramp / Pad	(%)	**9.4**
X Slope of the Ramp / Pad	(%)	0.7
Top Landing Length	(in)	48.0
Top Landing Slope	(%)	1.1
Top Landing X Slope	(%)	0.1
Left Flare	(%)	**10.9**
Right Flare	(%)	**11.7**
Gutter Slope	(%)	**8.4**
Gutter XSlope	(%)	1.2
Gutter Lip	(in)	**0.5**
Truncated Domes	(y/n)	**NO**
Street Grade (Left / Right)	(%)	1.2 1.3
Stop/Yield Control:	(y/n)	No
Within Crosswalk	(y/n)	YES
Crosswalks Served:		1 X-walk
Tee Intersection:	(y/n)	No
Vertical Curb:		Vertical





N Perpendicular

432 Ramp Slope

- *As-Built Description:*

Running slope of existing perpendicular curb ramp is less than 5% or greater than 8.3%.

- *As-is* 9.7%
- *Proposed Solution:*

Demolish existing and provide new, perpendicular curb ramp, including detectable warning surfaces, and top and bottom landings as required.

CBC 2016 **11B-406.2.1**
CBC 2007 **1127B.5.3**
ADAAG **4.7.2; 4.8.2**
ADA-2010 **405.2**
PROWAG **R304.2.2**

Unit Cost **$6500.00**

Priority
78.5

Width of Ramp / Pad	(in)	48.0
Length of Ramp / Pad	(in)	82.0
Slope of the Ramp / Pad	(%)	**9.7**
X Slope of the Ramp / Pad	(%)	1.1
Top Landing Length	(in)	48.0
Top Landing Slope	(%)	1.1
Top Landing X Slope	(%)	1.0
Left Flare	(%)	8.5
Right Flare	(%)	**10.4**
Gutter Slope	(%)	**9.9**
Gutter XSlope	(%)	0.8
Gutter Lip	(in)	0.0
Truncated Domes	(y/n)	**NO**
Street Grade (Left / Right)	(%)	4.6 0.0
Stop/Yield Control:	(y/n)	Yes-Stop Sign
Within Crosswalk	(y/n)	YES
Crosswalks Served:		1 X-walk
Tee Intersection:	(y/n)	No
Vertical Curb:		Vertical





S Perpendicular

430 Ramp Slope

- *As-Built Description:*

Running slope of existing perpendicular curb ramp is less than 5% or greater than 8.3%.

- *As-is* 8.6%
- *Proposed Solution:*

Demolish existing and provide new, perpendicular curb ramp, including detectable warning surfaces, and top and bottom landings as required.

CBC 2016 **11B-406.2.1**
CBC 2007 **1127B.5.3**
ADAAG **4.7.2; 4.8.2**
ADA-2010 **405.2**
PROWAG **R304.2.2**

Unit Cost **$6500.00**

Priority
79.5

Width of Ramp / Pad	(in)	48.0
Length of Ramp / Pad	(in)	80.0
Slope of the Ramp / Pad	(%)	**8.6**
X Slope of the Ramp / Pad	(%)	0.6
Top Landing Length	(in)	48.0
Top Landing Slope	(%)	0.2
Top Landing X Slope	(%)	0.4
Left Flare	(%)	**10.1**
Right Flare	(%)	8.9
Gutter Slope	(%)	**13.0**
Gutter XSlope	(%)	1.1
Gutter Lip	(in)	**0.5**
Truncated Domes	(y/n)	**NO**
Street Grade (Left / Right)	(%)	3.7 0.4
Stop/Yield Control:	(y/n)	Yes-Stop Sign
Within Crosswalk	(y/n)	YES
Crosswalks Served:		1 X-walk
Tee Intersection:	(y/n)	No
Vertical Curb:		Vertical





W Perpendicular

433 Gutter

- *As-Built Description:*

The slope of the gutter area or street at the foot of a curb ramp, blended transition, pedestrian pad, or island cut through exceeds 1:20 (5%) in the direction of the pedestrian crossing.

- *As-is* 12.2%
- *Proposed Solution:*

Demolish gutter or street area as required and provide 48" x 48" area at foot of curb ramp, blended transition, pedestrian pad, or island cut through with slope no greater than 5%.

CBC 2016 **11B-406.5.8**
CBC 2007 **1127B.5.3**
ADAAG **4.7.2**
ADA-2010 **406.2**
PROWAG **R304.5.4**

Unit Cost **$3000.00**

Priority
73

Width of Ramp / Pad	(in)	48.0
Length of Ramp / Pad	(in)	84.0
Slope of the Ramp / Pad	(%)	6.2
X Slope of the Ramp / Pad	(%)	0.1
Top Landing Length	(in)	48.0
Top Landing Slope	(%)	0.0
Top Landing X Slope	(%)	1.5
Left Flare	(%)	5.2
Right Flare	(%)	8.4
Gutter Slope	(%)	**12.2**
Gutter XSlope	(%)	0.8
Gutter Lip	(in)	**0.5**
Truncated Domes	(y/n)	**NO**
Street Grade (Left / Right)	(%)	2.1 3.0
Stop/Yield Control:	(y/n)	No
Within Crosswalk	(y/n)	YES
Crosswalks Served:		1 X-walk
Tee Intersection:	(y/n)	No
Vertical Curb:		Vertical





Total Costs for Curb Ramps at : **3rd St** ***and*** **Humboldt Ave** **$22,500.00**

E Perpendicular

79 Ramp Slope

- *As-Built Description:*

Running slope of existing perpendicular curb ramp is less than 5% or greater than 8.3%.

- *As-is* 10.8%
- *Proposed Solution:*

Demolish existing and provide new, perpendicular curb ramp, including detectable warning surfaces, and top and bottom landings as required.

CBC 2016 **11B-406.2.1**
CBC 2007 **1127B.5.3**
ADAAG **4.7.2; 4.8.2**
ADA-2010 **405.2**
PROWAG **R304.2.2**

Unit Cost **$6500.00**

Priority

101

Width of Ramp / Pad	(in)	53.0
Length of Ramp / Pad	(in)	75.0
Slope of the Ramp / Pad	(%)	**10.8**
X Slope of the Ramp / Pad	(%)	0.9
Top Landing Length	(in)	48.0
Top Landing Slope	(%)	**5.6**
Top Landing X Slope	(%)	0.2
Left Flare	(%)	**10.5**
Right Flare	(%)	7.7
Gutter Slope	(%)	**7.6**
Gutter XSlope	(%)	1.1
Gutter Lip	(in)	**1.0**
Truncated Domes	(y/n)	**NO**
Street Grade (Left / Right)	(%)	0.7 1.6
Stop/Yield Control:	(y/n)	Yes-Stop Sign
Within Crosswalk	(y/n)	YES
Crosswalks Served:		2 X-walk
Tee Intersection:	(y/n)	No
Vertical Curb:		Vertical





N Perpendicular

82 Ramp Flare

- *As-Built Description:*

Slope of flare(s) along curb at perpendicular curb ramp exceed(s) 10%.

- *As-is* Left: 10.4%
- *Proposed Solution:*

Demolish existing and provide new, perpendicular curb ramp, including detectable warning surfaces, and top and bottom landings as required.

CBC 2016 **11B-406.2.2**
CBC 2007 **1127B.5.3**
ADAAG **4.7.5**
ADA-2010 **406.3**
PROWAG **R304.2.3**

Unit Cost **$6500.00**

Priority

86.5

Width of Ramp / Pad	(in)	50.0
Length of Ramp / Pad	(in)	87.0
Slope of the Ramp / Pad	(%)	8.2
X Slope of the Ramp / Pad	(%)	0.2
Top Landing Length	(in)	48.0
Top Landing Slope	(%)	1.2
Top Landing X Slope	(%)	2.0
Left Flare	(%)	**10.4**
Right Flare	(%)	8.5
Gutter Slope	(%)	**7.0**
Gutter XSlope	(%)	0.6
Gutter Lip	(in)	**0.25**
Truncated Domes	(y/n)	**NO**
Street Grade (Left / Right)	(%)	0.7 0.6
Stop/Yield Control:	(y/n)	Yes-Stop Sign
Within Crosswalk	(y/n)	YES
Crosswalks Served:		2 X-walk
Tee Intersection:	(y/n)	No
Vertical Curb:		Vertical





S Perpendicular

80 Ramp Slope

- *As-Built Description:*

Running slope of existing perpendicular curb ramp is less than 5% or greater than 8.3%.

- *As-is* 9.8%
- *Proposed Solution:*

Demolish existing and provide new, perpendicular curb ramp, including detectable warning surfaces, and top and bottom landings as required.

CBC 2016 **11B-406.2.1**
CBC 2007 **1127B.5.3**
ADAAG **4.7.2; 4.8.2**
ADA-2010 **405.2**
PROWAG **R304.2.2**

Unit Cost **$6500.00**

Priority
91.5

Width of Ramp / Pad	(in)	55.0
Length of Ramp / Pad	(in)	108.0
Slope of the Ramp / Pad	(%)	**9.8**
X Slope of the Ramp / Pad	(%)	**2.1**
Top Landing Length	(in)	48.0
Top Landing Slope	(%)	1.3
Top Landing X Slope	(%)	0.2
Left Flare	(%)	**11.6**
Right Flare	(%)	6.7
Gutter Slope	(%)	**6.8**
Gutter XSlope	(%)	0.0
Gutter Lip	(in)	**0.5**
Truncated Domes	(y/n)	**NO**
Street Grade (Left / Right)	(%)	1.1 1.4
Stop/Yield Control:	(y/n)	Yes-Stop Sign
Within Crosswalk	(y/n)	YES
Crosswalks Served:		2 X-walk
Tee Intersection:	(y/n)	No
Vertical Curb:		Vertical





W Perpendicular

81 Ramp Landing

- *As-Built Description:*

Top landing at existing perpendicular curb ramp or blended transition is less than 48" x 48" (60" length x ramp width preferred).

- *As-is* 36.0"
- *Proposed Solution:*

Demolish existing and provide new, parallel curb ramp, including detectable warning surfaces, and top and bottom landings as required.

CBC 2016 **11B-406.5.3**
CBC 2007 **1127B.5.4**
ADAAG **4.8.4**
ADA-2010 **405.7**
PROWAG **R304.2.1**

Unit Cost **$7000.00**

Priority
98.25

Width of Ramp / Pad	(in)	48.0
Length of Ramp / Pad	(in)	111.0
Slope of the Ramp / Pad	(%)	**9.6**
X Slope of the Ramp / Pad	(%)	0.1
Top Landing Length	(in)	**36.0**
Top Landing Slope	(%)	**2.7**
Top Landing X Slope	(%)	**2.2**
Left Flare	(%)	9.5
Right Flare	(%)	9.0
Gutter Slope	(%)	**11.0**
Gutter XSlope	(%)	0.8
Gutter Lip	(in)	0.0
Truncated Domes	(y/n)	**NO**
Street Grade (Left / Right)	(%)	0.0 0.9
Stop/Yield Control:	(y/n)	Yes-Stop Sign
Within Crosswalk	(y/n)	YES
Crosswalks Served:		2 X-walk
Tee Intersection:	(y/n)	No
Vertical Curb:		Vertical





Total Costs for Curb Ramps at : 3rd St and Kings Ave **$26,500.00**

E Perpendicular

88 Ramp Slope

- *As-Built Description:*

Running slope of existing perpendicular curb ramp is less than 5% or greater than 8.3%.

- *As-is* 9.1%
- *Proposed Solution:*

Demolish existing and provide new, perpendicular curb ramp, including detectable warning surfaces, and top and bottom landings as required.

CBC 2016 **11B-406.2.1**
CBC 2007 **1127B.5.3**
ADAAG **4.7.2; 4.8.2**
ADA-2010 **405.2**
PROWAG **R304.2.2**

Unit Cost **$6500.00**

Priority
83.5

Width of Ramp / Pad	(in)	52.0
Length of Ramp / Pad	(in)	89.0
Slope of the Ramp / Pad	(%)	**9.1**
X Slope of the Ramp / Pad	(%)	1.1
Top Landing Length	(in)	48.0
Top Landing Slope	(%)	1.9
Top Landing X Slope	(%)	1.2
Left Flare	(%)	**10.1**
Right Flare	(%)	6.6
Gutter Slope	(%)	**9.0**
Gutter XSlope	(%)	0.2
Gutter Lip	(in)	**1.0**
Truncated Domes	(y/n)	**NO**
Street Grade (Left / Right)	(%)	1.5 1.0
Stop/Yield Control:	(y/n)	No
Within Crosswalk	(y/n)	YES
Crosswalks Served:		1 X-walk
Tee Intersection:	(y/n)	No
Vertical Curb:		Vertical





N Perpendicular

87 Ramp Slope

- *As-Built Description:*

Running slope of existing perpendicular curb ramp is less than 5% or greater than 8.3%.

- *As-is* 8.9%
- *Proposed Solution:*

Demolish existing and provide new, perpendicular curb ramp, including detectable warning surfaces, and top and bottom landings as required.

CBC 2016 **11B-406.2.1**
CBC 2007 **1127B.5.3**
ADAAG **4.7.2; 4.8.2**
ADA-2010 **405.2**
PROWAG **R304.2.2**

Unit Cost **$6500.00**

Priority
67.5

Width of Ramp / Pad	(in)	50.0
Length of Ramp / Pad	(in)	86.0
Slope of the Ramp / Pad	(%)	**8.9**
X Slope of the Ramp / Pad	(%)	0.7
Top Landing Length	(in)	48.0
Top Landing Slope	(%)	0.4
Top Landing X Slope	(%)	0.8
Left Flare	(%)	7.2
Right Flare	(%)	8.9
Gutter Slope	(%)	4.9
Gutter XSlope	(%)	0.6
Gutter Lip	(in)	**0.5**
Truncated Domes	(y/n)	**NO**
Street Grade (Left / Right)	(%)	2.0 1.6
Stop/Yield Control:	(y/n)	Yes-Stop Sign
Within Crosswalk	(y/n)	YES
Crosswalks Served:		1 X-walk
Tee Intersection:	(y/n)	No
Vertical Curb:		Vertical





S Perpendicular

89 Ramp Slope

- *As-Built Description:*

Running slope of existing perpendicular curb ramp is less than 5% or greater than 8.3%.

- *As-is* 8.7%
- *Proposed Solution:*

Demolish existing and provide new, perpendicular curb ramp, including detectable warning surfaces, and top and bottom landings as required.

CBC 2016 **11B-406.2.1**
CBC 2007 **1127B.5.3**
ADAAG **4.7.2; 4.8.2**
ADA-2010 **405.2**
PROWAG **R304.2.2**

Unit Cost **$6500.00**

Priority
77.5





Width of Ramp / Pad	(in)	52.0
Length of Ramp / Pad	(in)	88.5
Slope of the Ramp / Pad	(%)	**8.7**
X Slope of the Ramp / Pad	(%)	0.4
Top Landing Length	(in)	48.0
Top Landing Slope	(%)	1.1
Top Landing X Slope	(%)	1.8
Left Flare	(%)	7.1
Right Flare	(%)	7.0
Gutter Slope	(%)	**10.6**
Gutter XSlope	(%)	0.6
Gutter Lip	(in)	**0.5**
Truncated Domes	(y/n)	**NO**
Street Grade (Left / Right)	(%)	1.5 0.2
Stop/Yield Control:	(y/n)	Yes-Stop Sign
Within Crosswalk	(y/n)	YES
Crosswalks Served:		1 X-walk
Tee Intersection:	(y/n)	No
Vertical Curb:		Vertical

W Perpendicular

90 Ramp Flare

- *As-Built Description:*

Slope of flare(s) along curb at perpendicular curb ramp exceed(s) 10%.

- *As-is* Left: 11.4%
- *Proposed Solution:*

Demolish existing and provide new, perpendicular curb ramp, including detectable warning surfaces, and top and bottom landings as required.

CBC 2016 **11B-406.2.2**
CBC 2007 **1127B.5.3**
ADAAG **4.7.5**
ADA-2010 **406.3**
PROWAG **R304.2.3**

Unit Cost **$6500.00**

Priority
68.5





Width of Ramp / Pad	(in)	53.0
Length of Ramp / Pad	(in)	79.5
Slope of the Ramp / Pad	(%)	7.8
X Slope of the Ramp / Pad	(%)	1.3
Top Landing Length	(in)	48.0
Top Landing Slope	(%)	1.3
Top Landing X Slope	(%)	1.3
Left Flare	(%)	**11.4**
Right Flare	(%)	7.9
Gutter Slope	(%)	**7.2**
Gutter XSlope	(%)	0.3
Gutter Lip	(in)	**1.0**
Truncated Domes	(y/n)	**NO**
Street Grade (Left / Right)	(%)	0.8 1.1
Stop/Yield Control:	(y/n)	No
Within Crosswalk	(y/n)	YES
Crosswalks Served:		1 X-walk
Tee Intersection:	(y/n)	No
Vertical Curb:		Vertical

Total Costs for Curb Ramps at : 3rd St and Lake Ave **$26,000.00**

E No Sidewalk, Curb Ramp Not Required

419 Pedestrian Access Route

- *As-Built Description:*

No curb, curb ramp, or sidewalk provided. Pedestrian access route is along the vehicular lane and is not separated by a curb or other cane detectable warning.

- *Proposed Solution:*

When curb or sidewalk is installed along either street, provide accessible curb ramp.

CBC 2007 **1127B.5.1**
ADAAG **4.7.1**
PROWAG **R304.1**

Unit Cost **$0.00**

Priority
30

		LEFT	RIGHT
Width of Ramp / Pad	(in)	N/A	N/A
Slope of the Ramp / Pad	(%)	N/A	N/A
X Slope of the Ramp / Pad	(%)	N/A	N/A

Stop/Yield Control:	(y/n)	No
Crosswalks Served:		No X-walk
Tee Intersection:	(y/n)	No
Vertical Curb:		N/A



N Perpendicular

418 Ramp Slope

- *As-Built Description:*

Running slope of existing perpendicular curb ramp is less than 5% or greater than 8.3%.

- *As-is* 9.1%
- *Proposed Solution:*

Demolish existing and provide new, perpendicular curb ramp, including detectable warning surfaces, and top and bottom landings as required.

CBC 2016 **11B-406.2.1**
CBC 2007 **1127B.5.3**
ADAAG **4.7.2; 4.8.2**
ADA-2010 **405.2**
PROWAG **R304.2.2**

Unit Cost **$6500.00**

Priority
35

Width of Ramp / Pad	(in)	48.0
Length of Ramp / Pad	(in)	94.0
Slope of the Ramp / Pad	(%)	**9.1**
X Slope of the Ramp / Pad	(%)	1.3
Top Landing Length	(in)	48.0
Top Landing Slope	(%)	0.7
Top Landing X Slope	(%)	1.0

Left Flare	(%)	9.1
Right Flare	(%)	8.9
Gutter Slope	(%)	**7.1**
Gutter XSlope	(%)	0.9
Gutter Lip	(in)	**0.5**
Truncated Domes	(y/n)	**NO**

Street Grade (Left / Right)	(%)	4.7	2.0
Stop/Yield Control:	(y/n)	Yes-Stop Sign	
Within Crosswalk	(y/n)	YES	
Crosswalks Served:		1 X-walk	
Tee Intersection:	(y/n)	No	
Vertical Curb:		Vertical	





S No Sidewalk, Curb Ramp Not Required

420 Pedestrian Access Route

- *As-Built Description:*

No curb, curb ramp, or sidewalk provided. Pedestrian access route is along the vehicular lane and is not separated by a curb or other cane detectable warning.

- *Proposed Solution:*

When curb or sidewalk is installed along either street, provide accessible curb ramp.

CBC 2007 **1127B.5.1**
ADAAG **4.7.1**
PROWAG **R304.1**

Unit Cost **$0.00**

Priority
30

		LEFT	RIGHT
Width of Ramp / Pad	(in)	N/A	N/A
Slope of the Ramp / Pad	(%)	N/A	N/A
X Slope of the Ramp / Pad	(%)	N/A	N/A

Stop/Yield Control:	(y/n)	Yes-Stop Sign
Crosswalks Served:		No X-walk
Tee Intersection:	(y/n)	No
Vertical Curb:		N/A



W Perpendicular

421 Gutter

- *As-Built Description:*

The slope of the gutter area or street at the foot of a curb ramp, blended transition, pedestrian pad, or island cut through exceeds 1:20 (5%) in the direction of the pedestrian crossing.

- *As-is* 13.7%
- *Proposed Solution:*

Demolish gutter or street area as required and provide 48" x 48" area at foot of curb ramp, blended transition, pedestrian pad, or island cut through with slope no greater than 5%.

CBC 2016 **11B-406.5.8**
CBC 2007 **1127B.5.3**
ADAAG **4.7.2**
ADA-2010 **406.2**
PROWAG **R304.5.4**

Unit Cost **$3000.00**

Priority
35

Width of Ramp / Pad	(in)	48.0
Length of Ramp / Pad	(in)	84.0
Slope of the Ramp / Pad	(%)	6.2
X Slope of the Ramp / Pad	(%)	0.5
Top Landing Length	(in)	48.0
Top Landing Slope	(%)	0.8
Top Landing X Slope	(%)	0.0

Left Flare	(%)	7.4	
Right Flare	(%)	7.2	
Gutter Slope	(%)	**13.7**	
Gutter XSlope	(%)	1.9	
Gutter Lip	(in)	**0.5**	
Truncated Domes	(y/n)	**NO**	
Street Grade (Left / Right)	(%)	3.5	1.1
Stop/Yield Control:	(y/n)	No	
Within Crosswalk	(y/n)	YES	
Crosswalks Served:		1 X-walk	
Tee Intersection:	(y/n)	No	
Vertical Curb:		Vertical	





Total Costs for Curb Ramps at : 3rd St and Mariposa Ave **$9,500.00**

E Perpendicular

91 Ramp Slope

- *As-Built Description:*

Running slope of existing perpendicular curb ramp is less than 5% or greater than 8.3%.

- *As-is* 10.5%
- *Proposed Solution:*

Demolish existing and provide new, perpendicular curb ramp, including detectable warning surfaces, and top and bottom landings as required.

CBC 2016 **11B-406.2.1**
CBC 2007 **1127B.5.3**
ADAAG **4.7.2; 4.8.2**
ADA-2010 **405.2**
PROWAG **R304.2.2**

Unit Cost **$6500.00**

Priority
84

Width of Ramp / Pad	(in)	52.0
Length of Ramp / Pad	(in)	65.0
Slope of the Ramp / Pad	(%)	**10.5**
X Slope of the Ramp / Pad	(%)	0.6
Top Landing Length	(in)	48.0
Top Landing Slope	(%)	1.1
Top Landing X Slope	(%)	0.5
Left Flare	(%)	**11.0**
Right Flare	(%)	**10.2**
Gutter Slope	(%)	**11.6**
Gutter XSlope	(%)	0.3
Gutter Lip	(in)	**1.0**
Truncated Domes	(y/n)	**NO**
Street Grade (Left / Right)	(%)	4.2 3.4
Stop/Yield Control:	(y/n)	No
Within Crosswalk	(y/n)	YES
Crosswalks Served:		1 X-walk
Tee Intersection:	(y/n)	No
Vertical Curb:		Vertical





N Perpendicular

94 Gutter

- *As-Built Description:*

The slope of the gutter area or street at the foot of a curb ramp, blended transition, pedestrian pad, or island cut through exceeds 1:20 (5%) in the direction of the pedestrian crossing.

- *As-is* 14.9%
- *Proposed Solution:*

Demolish gutter or street area as required and provide 48" x 48" area at foot of curb ramp, blended transition, pedestrian pad, or island cut through with slope no greater than 5%.

CBC 2016 **11B-406.5.8**
CBC 2007 **1127B.5.3**
ADAAG **4.7.2**
ADA-2010 **406.2**
PROWAG **R304.5.4**

Unit Cost **$3000.00**

Priority
59

Width of Ramp / Pad	(in)	49.5
Length of Ramp / Pad	(in)	76.0
Slope of the Ramp / Pad	(%)	8.2
X Slope of the Ramp / Pad	(%)	0.0
Top Landing Length	(in)	48.0
Top Landing Slope	(%)	0.3
Top Landing X Slope	(%)	1.0
Left Flare	(%)	7.2
Right Flare	(%)	6.9
Gutter Slope	(%)	**14.9**
Gutter XSlope	(%)	0.7
Gutter Lip	(in)	**0.5**
Truncated Domes	(y/n)	**NO**
Street Grade (Left / Right)	(%)	1.5 1.6
Stop/Yield Control:	(y/n)	Yes-Stop Sign
Within Crosswalk	(y/n)	YES
Crosswalks Served:		1 X-walk
Tee Intersection:	(y/n)	No
Vertical Curb:		Vertical





S Perpendicular

92 Ramp Landing

- *As-Built Description:*

Top landing at existing perpendicular curb ramp or blended transition is less than 48" x 48" (60" length x ramp width preferred).

- *As-is* 47.5"
- *Proposed Solution:*

Demolish existing and provide new, parallel curb ramp, including detectable warning surfaces, and top and bottom landings as required.

CBC 2016 **11B-406.5.3**
CBC 2007 **1127B.5.4**
ADAAG **4.8.4**
ADA-2010 **405.7**
PROWAG **R304.2.1**

Unit Cost **$7000.00**

Priority
78.75

Width of Ramp / Pad	(in)	53.0
Length of Ramp / Pad	(in)	72.0
Slope of the Ramp / Pad	(%)	**9.5**
X Slope of the Ramp / Pad	(%)	0.2
Top Landing Length	(in)	**47.5**
Top Landing Slope	(%)	**2.3**
Top Landing X Slope	(%)	0.5
Left Flare	(%)	9.2
Right Flare	(%)	7.9
Gutter Slope	(%)	**9.7**
Gutter XSlope	(%)	**2.3**
Gutter Lip	(in)	**0.5**
Truncated Domes	(y/n)	**NO**
Street Grade (Left / Right)	(%)	1.5 0.5
Stop/Yield Control:	(y/n)	Yes-Stop Sign
Within Crosswalk	(y/n)	YES
Crosswalks Served:		1 X-walk
Tee Intersection:	(y/n)	No
Vertical Curb:		Vertical





W Perpendicular

93 Ramp Slope

- *As-Built Description:*

Running slope of existing perpendicular curb ramp is less than 5% or greater than 8.3%.

- *As-is* 8.8%
- *Proposed Solution:*

Demolish existing and provide new, perpendicular curb ramp, including detectable warning surfaces, and top and bottom landings as required.

CBC 2016 **11B-406.2.1**
CBC 2007 **1127B.5.3**
ADAAG **4.7.2; 4.8.2**
ADA-2010 **405.2**
PROWAG **R304.2.2**

Unit Cost **$6500.00**

Priority
60

Width of Ramp / Pad	(in)	51.0
Length of Ramp / Pad	(in)	96.0
Slope of the Ramp / Pad	(%)	**8.8**
X Slope of the Ramp / Pad	(%)	1.5
Top Landing Length	(in)	48.0
Top Landing Slope	(%)	1.2
Top Landing X Slope	(%)	0.7
Left Flare	(%)	7.2
Right Flare	(%)	8.0
Gutter Slope	(%)	**8.2**
Gutter XSlope	(%)	0.3
Gutter Lip	(in)	**0.75**
Truncated Domes	(y/n)	**NO**
Street Grade (Left / Right)	(%)	1.8 3.0
Stop/Yield Control:	(y/n)	No
Within Crosswalk	(y/n)	YES
Crosswalks Served:		1 X-walk
Tee Intersection:	(y/n)	No
Vertical Curb:		Vertical





Total Costs for Curb Ramps at : 3rd St and Monterey Ave **$23,000.00**

E Perpendicular

435 Detectable Warnings

CBC 2016 **11B-705.1.2.2**
CBC 2007 **1127B.5.7**
ADAAG **4.7.7**
ADA-2010 **705.1**
PROWAG **R305.1**

• *As-Built Description:*

Detectable warning surface not provided where a curb ramp, landing, blended transition, pedestrian pad, or island cut through connects to a street.

• *Proposed Solution:*

Install a truncated dome surface that extends the full width and depth (36" min.) of the curb ramp, landing, blended transition, pedestrian pad, or island cut through excluding the flared sides, inside the grooved border.

Unit Cost **$2500.00**

Priority

63

Width of Ramp / Pad	(in)	48.0
Length of Ramp / Pad	(in)	82.0
Slope of the Ramp / Pad	(%)	7.3
X Slope of the Ramp / Pad	(%)	0.6
Top Landing Length	(in)	48.0
Top Landing Slope	(%)	1.6
Top Landing X Slope	(%)	0.2
Left Flare	(%)	8.8
Right Flare	(%)	5.5
Gutter Slope	(%)	1.5
Gutter XSlope	(%)	1.2
Gutter Lip	(in)	**0.5**
Truncated Domes	(y/n)	**NO**
Street Grade (Left / Right)	(%)	4.7 1.5
Stop/Yield Control:	(y/n)	No
Within Crosswalk	(y/n)	YES
Crosswalks Served:		1 X-walk
Tee Intersection:	(y/n)	No
Vertical Curb:		Vertical





N Perpendicular

436 Gutter

CBC 2016 **11B-406.5.8**
CBC 2007 **1127B.5.3**
ADAAG **4.7.2**
ADA-2010 **406.2**
PROWAG **R304.5.4**

• *As-Built Description:*

The slope of the gutter area or street at the foot of a curb ramp, blended transition, pedestrian pad, or island cut through exceeds 1:20 (5%) in the direction of the pedestrian crossing.

• *As-is* 5.4%

• *Proposed Solution:*

Demolish gutter or street area as required and provide 48" x 48" area at foot of curb ramp, blended transition, pedestrian pad, or island cut through with slope no greater than 5%.

Unit Cost **$3000.00**

Priority

70.5

Width of Ramp / Pad	(in)	48.0
Length of Ramp / Pad	(in)	84.5
Slope of the Ramp / Pad	(%)	7.6
X Slope of the Ramp / Pad	(%)	1.7
Top Landing Length	(in)	48.0
Top Landing Slope	(%)	1.3
Top Landing X Slope	(%)	0.8
Left Flare	(%)	8.7
Right Flare	(%)	6.1
Gutter Slope	(%)	**5.4**
Gutter XSlope	(%)	**2.4**
Gutter Lip	(in)	**0.5**
Truncated Domes	(y/n)	**NO**
Street Grade (Left / Right)	(%)	0.5 4.3
Stop/Yield Control:	(y/n)	Yes-Stop Sign
Within Crosswalk	(y/n)	YES
Crosswalks Served:		1 X-walk
Tee Intersection:	(y/n)	No
Vertical Curb:		Vertical





S Perpendicular

434 Gutter

- *As-Built Description:*

The slope of the gutter area or street at the foot of a curb ramp, blended transition, pedestrian pad, or island cut through exceeds 1:20 (5%) in the direction of the pedestrian crossing.

- *As-is* 6.3%
- *Proposed Solution:*

Demolish gutter or street area as required and provide 48" x 48" area at foot of curb ramp, blended transition, pedestrian pad, or island cut through with slope no greater than 5%.

CBC 2016 **11B-406.5.8**
CBC 2007 **1127B.5.3**
ADAAG **4.7.2**
ADA-2010 **406.2**
PROWAG **R304.5.4**

Unit Cost **$3000.00**

Priority
68

Width of Ramp / Pad	(in)	48.0
Length of Ramp / Pad	(in)	89.5
Slope of the Ramp / Pad	(%)	6.8
X Slope of the Ramp / Pad	(%)	0.4
Top Landing Length	(in)	48.0
Top Landing Slope	(%)	0.3
Top Landing X Slope	(%)	0.1
Left Flare	(%)	7.8
Right Flare	(%)	6.7
Gutter Slope	(%)	**6.3**
Gutter XSlope	(%)	1.0
Gutter Lip	(in)	**0.5**
Truncated Domes	(y/n)	**NO**
Street Grade (Left / Right)	(%)	2.1 0.0
Stop/Yield Control:	(y/n)	Yes-Stop Sign
Within Crosswalk	(y/n)	YES
Crosswalks Served:		1 X-walk
Tee Intersection:	(y/n)	No
Vertical Curb:		Vertical





W Perpendicular

437 Ramp Slope

- *As-Built Description:*

Running slope of existing perpendicular curb ramp is less than 5% or greater than 8.3%.

- *As-is* 8.8%
- *Proposed Solution:*

Demolish existing and provide new, perpendicular curb ramp, including detectable warning surfaces, and top and bottom landings as required.

CBC 2016 **11B-406.2.1**
CBC 2007 **1127B.5.3**
ADAAG **4.7.2; 4.8.2**
ADA-2010 **405.2**
PROWAG **R304.2.2**

Unit Cost **$6500.00**

Priority
73

Width of Ramp / Pad	(in)	48.0
Length of Ramp / Pad	(in)	75.0
Slope of the Ramp / Pad	(%)	**8.8**
X Slope of the Ramp / Pad	(%)	1.0
Top Landing Length	(in)	48.0
Top Landing Slope	(%)	0.9
Top Landing X Slope	(%)	0.3
Left Flare	(%)	8.5
Right Flare	(%)	7.7
Gutter Slope	(%)	**7.1**
Gutter XSlope	(%)	0.5
Gutter Lip	(in)	**0.5**
Truncated Domes	(y/n)	**NO**
Street Grade (Left / Right)	(%)	0.8 0.1
Stop/Yield Control:	(y/n)	No
Within Crosswalk	(y/n)	YES
Crosswalks Served:		1 X-walk
Tee Intersection:	(y/n)	No
Vertical Curb:		Vertical





Total Costs for Curb Ramps at : 3rd St and Orange Ave **$15,000.00**

E Perpendicular

83 Ramp Slope

- *As-Built Description:*

Running slope of existing perpendicular curb ramp is less than 5% or greater than 8.3%.

- *As-is* 8.5%
- *Proposed Solution:*

Demolish existing and provide new, perpendicular curb ramp, including detectable warning surfaces, and top and bottom landings as required.

CBC 2016 **11B-406.2.1**
CBC 2007 **1127B.5.3**
ADAAG **4.7.2; 4.8.2**
ADA-2010 **405.2**
PROWAG **R304.2.2**

Unit Cost **$6500.00**

Priority
93.5





Width of Ramp / Pad	(in)	49.0
Length of Ramp / Pad	(in)	65.0
Slope of the Ramp / Pad	(%)	**8.5**
X Slope of the Ramp / Pad	(%)	1.7
Top Landing Length	(in)	48.0
Top Landing Slope	(%)	**3.8**
Top Landing X Slope	(%)	0.9
Left Flare	(%)	9.3
Right Flare	(%)	8.0
Gutter Slope	(%)	**9.3**
Gutter XSlope	(%)	1.4
Gutter Lip	(in)	**0.75**
Truncated Domes	(y/n)	**NO**
Street Grade (Left / Right)	(%)	0.5 0.9
Stop/Yield Control:	(y/n)	No
Within Crosswalk	(y/n)	YES
Crosswalks Served:		1 X-walk
Tee Intersection:	(y/n)	No
Vertical Curb:		Vertical

N Perpendicular

86 Ramp Slope

- *As-Built Description:*

Running slope of existing perpendicular curb ramp is less than 5% or greater than 8.3%.

- *As-is* 9.4%
- *Proposed Solution:*

Demolish existing and provide new, perpendicular curb ramp, including detectable warning surfaces, and top and bottom landings as required.

CBC 2016 **11B-406.2.1**
CBC 2007 **1127B.5.3**
ADAAG **4.7.2; 4.8.2**
ADA-2010 **405.2**
PROWAG **R304.2.2**

Unit Cost **$6500.00**

Priority
91.5





Width of Ramp / Pad	(in)	50.0
Length of Ramp / Pad	(in)	86.0
Slope of the Ramp / Pad	(%)	**9.4**
X Slope of the Ramp / Pad	(%)	0.1
Top Landing Length	(in)	48.0
Top Landing Slope	(%)	1.3
Top Landing X Slope	(%)	0.7
Left Flare	(%)	**11.7**
Right Flare	(%)	9.1
Gutter Slope	(%)	**10.7**
Gutter XSlope	(%)	0.5
Gutter Lip	(in)	**0.25**
Truncated Domes	(y/n)	**NO**
Street Grade (Left / Right)	(%)	1.4 0.2
Stop/Yield Control:	(y/n)	Yes-Stop Sign
Within Crosswalk	(y/n)	YES
Crosswalks Served:		1 X-walk
Tee Intersection:	(y/n)	No
Vertical Curb:		Vertical

S Perpendicular

84 Ramp Slope

- *As-Built Description:*

Running slope of existing perpendicular curb ramp is less than 5% or greater than 8.3%.

- *As-is* 9.0%
- *Proposed Solution:*

Demolish existing and provide new, perpendicular curb ramp, including detectable warning surfaces, and top and bottom landings as required.

CBC 2016 **11B-406.2.1**
CBC 2007 **1127B.5.3**
ADAAG **4.7.2; 4.8.2**
ADA-2010 **405.2**
PROWAG **R304.2.2**

Unit Cost **$6500.00**

Priority
89.5

Width of Ramp / Pad	(in)	52.0
Length of Ramp / Pad	(in)	94.0
Slope of the Ramp / Pad	(%)	**9.0**
X Slope of the Ramp / Pad	(%)	0.1
Top Landing Length	(in)	48.0
Top Landing Slope	(%)	1.0
Top Landing X Slope	(%)	0.5
Left Flare	(%)	9.7
Right Flare	(%)	6.0
Gutter Slope	(%)	**9.6**
Gutter XSlope	(%)	0.6
Gutter Lip	(in)	**1.0**
Truncated Domes	(y/n)	**NO**
Street Grade (Left / Right)	(%)	0.2 2.7
Stop/Yield Control:	(y/n)	Yes-Stop Sign
Crosswalks Served:		No X-walk
Tee Intersection:	(y/n)	No
Vertical Curb:		Vertical





W Perpendicular

85 Ramp Slope

- *As-Built Description:*

Running slope of existing perpendicular curb ramp is less than 5% or greater than 8.3%.

- *As-is* 9.3%
- *Proposed Solution:*

Demolish existing and provide new, perpendicular curb ramp, including detectable warning surfaces, and top and bottom landings as required.

CBC 2016 **11B-406.2.1**
CBC 2007 **1127B.5.3**
ADAAG **4.7.2; 4.8.2**
ADA-2010 **405.2**
PROWAG **R304.2.2**

Unit Cost **$6500.00**

Priority
86.5

Width of Ramp / Pad	(in)	51.0
Length of Ramp / Pad	(in)	80.0
Slope of the Ramp / Pad	(%)	**9.3**
X Slope of the Ramp / Pad	(%)	**2.5**
Top Landing Length	(in)	48.0
Top Landing Slope	(%)	0.6
Top Landing X Slope	(%)	1.3
Left Flare	(%)	8.4
Right Flare	(%)	7.9
Gutter Slope	(%)	**7.5**
Gutter XSlope	(%)	0.5
Gutter Lip	(in)	0.0
Truncated Domes	(y/n)	**NO**
Street Grade (Left / Right)	(%)	2.4 0.5
Stop/Yield Control:	(y/n)	No
Crosswalks Served:		No X-walk
Tee Intersection:	(y/n)	No
Vertical Curb:		Vertical





Total Costs for Curb Ramps at : 3rd St and Riverside Ave **$26,000.00**

E Perpendicular

48 Ramp Slope

- *As-Built Description:*

Running slope of existing perpendicular curb ramp is less than 5% or greater than 8.3%.

- *As-is* 10.7%
- *Proposed Solution:*

Demolish existing and provide new, perpendicular curb ramp, including detectable warning surfaces, and top and bottom landings as required.

CBC 2016 **11B-406.2.1**
CBC 2007 **1127B.5.3**
ADAAG **4.7.2; 4.8.2**
ADA-2010 **405.2**
PROWAG **R304.2.2**

Unit Cost **$6500.00**

Priority
87





Width of Ramp / Pad	(in)	48.0
Length of Ramp / Pad	(in)	96.0
Slope of the Ramp / Pad	(%)	**10.7**
X Slope of the Ramp / Pad	(%)	0.0
Top Landing Length	(in)	48.0
Top Landing Slope	(%)	**4.2**
Top Landing X Slope	(%)	1.1
Left Flare	(%)	**11.3**
Right Flare	(%)	9.5
Gutter Slope	(%)	**9.0**
Gutter XSlope	(%)	1.5
Gutter Lip	(in)	**0.5**
Truncated Domes	(y/n)	**NO**
Street Grade (Left / Right)	(%)	1.3 2.3
Stop/Yield Control:	(y/n)	Yes-Stop Sign
Within Crosswalk	(y/n)	YES
Crosswalks Served:		1 X-walk
Tee Intersection:	(y/n)	No
Vertical Curb:		Vertical

N Perpendicular

47 Ramp Slope

- *As-Built Description:*

Running slope of existing perpendicular curb ramp is less than 5% or greater than 8.3%.

- *As-is* 9.7%
- *Proposed Solution:*

Demolish existing and provide new, perpendicular curb ramp, including detectable warning surfaces, and top and bottom landings as required.

CBC 2016 **11B-406.2.1**
CBC 2007 **1127B.5.3**
ADAAG **4.7.2; 4.8.2**
ADA-2010 **405.2**
PROWAG **R304.2.2**

Unit Cost **$6500.00**

Priority
86





Width of Ramp / Pad	(in)	48.0
Length of Ramp / Pad	(in)	109.0
Slope of the Ramp / Pad	(%)	**9.7**
X Slope of the Ramp / Pad	(%)	0.4
Top Landing Length	(in)	48.0
Top Landing Slope	(%)	**2.5**
Top Landing X Slope	(%)	2.0
Left Flare	(%)	**12.3**
Right Flare	(%)	5.4
Gutter Slope	(%)	3.1
Gutter XSlope	(%)	0.7
Gutter Lip	(in)	**0.5**
Truncated Domes	(y/n)	**NO**
Street Grade (Left / Right)	(%)	0.8 0.5
Stop/Yield Control:	(y/n)	No
Within Crosswalk	(y/n)	YES
Crosswalks Served:		1 X-walk
Tee Intersection:	(y/n)	No
Vertical Curb:		Vertical

S Perpendicular

45 Ramp Slope

- *As-Built Description:*

Cross slope of an existing perpendicular curb ramp exceeds 1:48 (2%).

- *As-is* 2.3%
- *Proposed Solution:*

Demolish existing and provide new, perpendicular curb ramp, including detectable warning surfaces, and top and bottom landings as required.

CBC 2016 **11B-406.5.7**
CBC 2007 **1133B.5.3.1**
ADAAG **4.8.6**
ADA-2010 **405.3**
PROWAG **R304.5.3**

Unit Cost **$6500.00**

Priority
79.5

Width of Ramp / Pad	(in)	48.0
Length of Ramp / Pad	(in)	85.0
Slope of the Ramp / Pad	(%)	7.8
X Slope of the Ramp / Pad	(%)	**2.3**
Top Landing Length	(in)	48.0
Top Landing Slope	(%)	**2.4**
Top Landing X Slope	(%)	1.0
Left Flare	(%)	**10.4**
Right Flare	(%)	9.8
Gutter Slope	(%)	**6.7**
Gutter XSlope	(%)	1.2
Gutter Lip	(in)	**0.5**
Truncated Domes	(y/n)	**NO**
Street Grade (Left / Right)	(%)	2.3 2.3
Stop/Yield Control:	(y/n)	No
Within Crosswalk	(y/n)	YES
Crosswalks Served:		1 X-walk
Tee Intersection:	(y/n)	No
Vertical Curb:		Vertical





W Perpendicular

46 Ramp Slope

- *As-Built Description:*

Running slope of existing perpendicular curb ramp is less than 5% or greater than 8.3%.

- *As-is* 8.5%
- *Proposed Solution:*

Demolish existing and provide new, perpendicular curb ramp, including detectable warning surfaces, and top and bottom landings as required.

CBC 2016 **11B-406.2.1**
CBC 2007 **1127B.5.3**
ADAAG **4.7.2; 4.8.2**
ADA-2010 **405.2**
PROWAG **R304.2.2**

Unit Cost **$6500.00**

Priority
80.5

Width of Ramp / Pad	(in)	48.0
Length of Ramp / Pad	(in)	105.0
Slope of the Ramp / Pad	(%)	**8.5**
X Slope of the Ramp / Pad	(%)	0.3
Top Landing Length	(in)	48.0
Top Landing Slope	(%)	1.0
Top Landing X Slope	(%)	0.7
Left Flare	(%)	**10.5**
Right Flare	(%)	8.5
Gutter Slope	(%)	0.1
Gutter XSlope	(%)	0.6
Gutter Lip	(in)	0.0
Truncated Domes	(y/n)	**NO**
Street Grade (Left / Right)	(%)	1.6 3.8
Stop/Yield Control:	(y/n)	Yes-Stop Sign
Within Crosswalk	(y/n)	YES
Crosswalks Served:		1 X-walk
Tee Intersection:	(y/n)	No
Vertical Curb:		Vertical





Total Costs for Curb Ramps at : 3rd St and Robertson Blvd **$26,000.00**

E Perpendicular

98 Ramp Slope

CBC 2016 **11B-406.2.1**
CBC 2007 **1127B.5.3**
ADAAG **4.7.2; 4.8.2**
ADA-2010 **405.2**
PROWAG **R304.2.2**

• *As-Built Description:*
Running slope of existing perpendicular curb ramp is less than 5% or greater than 8.3%.

• *As-is* 8.6%

• *Proposed Solution:*
Demolish existing and provide new, perpendicular curb ramp, including detectable warning surfaces, and top and bottom landings as required.

Unit Cost **$6500.00**

Priority
71

Width of Ramp / Pad	(in)	48.0	
Length of Ramp / Pad	(in)	76.0	
Slope of the Ramp / Pad	(%)	**8.6**	
X Slope of the Ramp / Pad	(%)	0.3	
Top Landing Length	(in)	48.0	
Top Landing Slope	(%)	0.2	
Top Landing X Slope	(%)	0.5	
Left Flare	(%)	9.8	
Right Flare	(%)	9.9	
Gutter Slope	(%)	**8.8**	
Gutter XSlope	(%)	0.7	
Gutter Lip	(in)	**1.0**	
Truncated Domes	(y/n)	**NO**	
Street Grade (Left / Right)	(%)	0.6	0.4
Stop/Yield Control:	(y/n)	No	
Within Crosswalk	(y/n)	N/A	
Crosswalks Served:		1 X-walk	
Tee Intersection:	(y/n)	No	
Vertical Curb:		Vertical	





N Perpendicular

97 Gutter

CBC 2016 **11B-406.5.8**
CBC 2007 **1127B.5.3**
ADAAG **4.7.2**
ADA-2010 **406.2**
PROWAG **R304.5.4**

• *As-Built Description:*
The slope of the gutter area or street at the foot of a curb ramp, blended transition, pedestrian pad, or island cut through exceeds 1:20 (5%) in the direction of the pedestrian crossing.

• *As-is* 9.6%

• *Proposed Solution:*
Demolish gutter or street area as required and provide 48" x 48" area at foot of curb ramp, blended transition, pedestrian pad, or island cut through with slope no greater than 5%.

Unit Cost **$3000.00**

Priority
74

Width of Ramp / Pad	(in)	48.0	
Length of Ramp / Pad	(in)	81.0	
Slope of the Ramp / Pad	(%)	6.7	
X Slope of the Ramp / Pad	(%)	1.6	
Top Landing Length	(in)	48.0	
Top Landing Slope	(%)	1.9	
Top Landing X Slope	(%)	0.2	
Left Flare	(%)	9.6	
Right Flare	(%)	8.9	
Gutter Slope	(%)	**9.6**	
Gutter XSlope	(%)	0.7	
Gutter Lip	(in)	**0.75**	
Truncated Domes	(y/n)	**NO**	
Street Grade (Left / Right)	(%)	0.9	3.0
Stop/Yield Control:	(y/n)	Yes-Stop Sign	
Within Crosswalk	(y/n)	YES	
Crosswalks Served:		1 X-walk	
Tee Intersection:	(y/n)	No	
Vertical Curb:		Vertical	





S Perpendicular

95 Ramp Slope

- *As-Built Description:*

Running slope of existing perpendicular curb ramp is less than 5% or greater than 8.3%.

- *As-is* 9.2%
- *Proposed Solution:*

Demolish existing and provide new, perpendicular curb ramp, including detectable warning surfaces, and top and bottom landings as required.

CBC 2016 **11B-406.2.1**
CBC 2007 **1127B.5.3**
ADAAG **4.7.2; 4.8.2**
ADA-2010 **405.2**
PROWAG **R304.2.2**

Unit Cost **$6500.00**

Priority
71.5

Width of Ramp / Pad	(in)	48.0
Length of Ramp / Pad	(in)	79.0
Slope of the Ramp / Pad	(%)	**9.2**
X Slope of the Ramp / Pad	(%)	1.1
Top Landing Length	(in)	48.0
Top Landing Slope	(%)	1.1
Top Landing X Slope	(%)	1.7
Left Flare	(%)	8.3
Right Flare	(%)	6.5
Gutter Slope	(%)	**13.7**
Gutter XSlope	(%)	1.3
Gutter Lip	(in)	**0.5**
Truncated Domes	(y/n)	**NO**
Street Grade (Left / Right)	(%)	2.8 2.2
Stop/Yield Control:	(y/n)	Yes-Stop Sign
Within Crosswalk	(y/n)	YES
Crosswalks Served:		1 X-walk
Tee Intersection:	(y/n)	No
Vertical Curb:		Vertical





W Perpendicular

96 Ramp Slope

- *As-Built Description:*

Running slope of existing perpendicular curb ramp is less than 5% or greater than 8.3%.

- *As-is* 9.2%
- *Proposed Solution:*

Demolish existing and provide new, perpendicular curb ramp, including detectable warning surfaces, and top and bottom landings as required.

CBC 2016 **11B-406.2.1**
CBC 2007 **1127B.5.3**
ADAAG **4.7.2; 4.8.2**
ADA-2010 **405.2**
PROWAG **R304.2.2**

Unit Cost **$6500.00**

Priority
59

Width of Ramp / Pad	(in)	48.5
Length of Ramp / Pad	(in)	79.5
Slope of the Ramp / Pad	(%)	**9.2**
X Slope of the Ramp / Pad	(%)	0.5
Top Landing Length	(in)	48.0
Top Landing Slope	(%)	1.7
Top Landing X Slope	(%)	0.6
Left Flare	(%)	9.4
Right Flare	(%)	9.5
Gutter Slope	(%)	**8.3**
Gutter XSlope	(%)	0.8
Gutter Lip	(in)	**0.25**
Truncated Domes	(y/n)	**NO**
Street Grade (Left / Right)	(%)	1.7 1.8
Stop/Yield Control:	(y/n)	No
Within Crosswalk	(y/n)	YES
Crosswalks Served:		1 X-walk
Tee Intersection:	(y/n)	No
Vertical Curb:		Vertical





Total Costs for Curb Ramps at : 3rd St and Sonoma Ave **$22,500.00**

E Perpendicular

439 Gutter

- *As-Built Description:*

The cross slope of the gutter area or street at the foot of a curb ramp, blended transition, pedestrian pad, or island cut through exceeds 2%.

- *As-is* 2.7%
- *Proposed Solution:*

Demolish gutter or street area as required and provide 48" x 48" area at foot of curb ramp, blended transition, pedestrian pad, or island cut through with a cross slope no greater than 2%.

CBC 2016 **11B-406.5.8**
CBC 2007 **1127B.5**
ADAAG **4.8.6**
PROWAG **R304.5.3**

Unit Cost **$3000.00**

Priority
61.5





Width of Ramp / Pad	(in)	48.0
Length of Ramp / Pad	(in)	101.0
Slope of the Ramp / Pad	(%)	6.1
X Slope of the Ramp / Pad	(%)	1.4
Top Landing Length	(in)	48.0
Top Landing Slope	(%)	1.8
Top Landing X Slope	(%)	1.4
Left Flare	(%)	7.2
Right Flare	(%)	5.8
Gutter Slope	(%)	2.1
Gutter XSlope	(%)	**2.7**
Gutter Lip	(in)	**0.5**
Truncated Domes	(y/n)	YES
Dome Setback	(in)	**12.0**
Street Grade (Left / Right)	(%)	0.0 0.9
Stop/Yield Control:	(y/n)	No
Crosswalks Served:		No X-walk
Tee Intersection:	(y/n)	No
Vertical Curb:		Vertical

N Perpendicular

440 Ramp Slope

- *As-Built Description:*

Cross slope of an existing perpendicular curb ramp exceeds 1:48 (2%).

- *As-is* 3.1%
- *Proposed Solution:*

Demolish existing and provide new, perpendicular curb ramp, including detectable warning surfaces, and top and bottom landings as required.

CBC 2016 **11B-406.5.7**
CBC 2007 **1133B.5.3.1**
ADAAG **4.8.6**
ADA-2010 **405.3**
PROWAG **R304.5.3**

Unit Cost **$6500.00**

Priority
70.5





Width of Ramp / Pad	(in)	48.0
Length of Ramp / Pad	(in)	191.0
Slope of the Ramp / Pad	(%)	6.2
X Slope of the Ramp / Pad	(%)	**3.1**
Top Landing Length	(in)	48.0
Top Landing Slope	(%)	**2.6**
Top Landing X Slope	(%)	1.0
Left Flare	(%)	7.6
Right Flare	(%)	**10.2**
Gutter Slope	(%)	4.7
Gutter XSlope	(%)	2.0
Gutter Lip	(in)	**0.5**
Truncated Domes	(y/n)	YES
Dome Setback	(in)	**10.0**
Street Grade (Left / Right)	(%)	2.7 2.3
Stop/Yield Control:	(y/n)	Yes-Stop Sign
Crosswalks Served:		No X-walk
Tee Intersection:	(y/n)	No
Vertical Curb:		Vertical

S Perpendicular

438 Ramp Slope

- *As-Built Description:*

Running slope of existing perpendicular curb ramp is less than 5% or greater than 8.3%.

- *As-is* 8.6%
- *Proposed Solution:*

Demolish existing and provide new, perpendicular curb ramp, including detectable warning surfaces, and top and bottom landings as required.

CBC 2016 **11B-406.2.1**
CBC 2007 **1127B.5.3**
ADAAG **4.7.2; 4.8.2**
ADA-2010 **405.2**
PROWAG **R304.2.2**

Unit Cost **$6500.00**

Priority
73

Width of Ramp / Pad	(in)	48.5
Length of Ramp / Pad	(in)	82.0
Slope of the Ramp / Pad	(%)	**8.6**
X Slope of the Ramp / Pad	(%)	1.6
Top Landing Length	(in)	48.0
Top Landing Slope	(%)	0.2
Top Landing X Slope	(%)	0.6
Left Flare	(%)	9.2
Right Flare	(%)	8.9
Gutter Slope	(%)	**7.3**
Gutter XSlope	(%)	1.5
Gutter Lip	(in)	**0.25**
Truncated Domes	(y/n)	**NO**
Street Grade (Left / Right)	(%)	0.0 1.6
Stop/Yield Control:	(y/n)	Yes-Stop Sign
Within Crosswalk	(y/n)	YES
Crosswalks Served:		1 X-walk
Tee Intersection:	(y/n)	No
Vertical Curb:		Vertical





W Perpendicular

441 Ramp Slope

- *As-Built Description:*

Running slope of existing perpendicular curb ramp is less than 5% or greater than 8.3%.

- *As-is* 9.1%
- *Proposed Solution:*

Demolish existing and provide new, perpendicular curb ramp, including detectable warning surfaces, and top and bottom landings as required.

CBC 2016 **11B-406.2.1**
CBC 2007 **1127B.5.3**
ADAAG **4.7.2; 4.8.2**
ADA-2010 **405.2**
PROWAG **R304.2.2**

Unit Cost **$6500.00**

Priority
75.5

Width of Ramp / Pad	(in)	48.0
Length of Ramp / Pad	(in)	92.0
Slope of the Ramp / Pad	(%)	**9.1**
X Slope of the Ramp / Pad	(%)	0.4
Top Landing Length	(in)	48.0
Top Landing Slope	(%)	1.8
Top Landing X Slope	(%)	0.8
Left Flare	(%)	9.1
Right Flare	(%)	8.7
Gutter Slope	(%)	**12.8**
Gutter XSlope	(%)	1.3
Gutter Lip	(in)	**0.5**
Truncated Domes	(y/n)	**NO**
Street Grade (Left / Right)	(%)	2.2 1.7
Stop/Yield Control:	(y/n)	No
Within Crosswalk	(y/n)	N/A
Crosswalks Served:		1 X-walk
Tee Intersection:	(y/n)	No
Vertical Curb:		Vertical





Total Costs for Curb Ramps at : 3rd St and Trinity Ave **$22,500.00**

Total Costs for Curb Ramps along : 3rd St **$257,500.00**

Year Completed	Intersection ID	Survey Street	Cross Street
TBD	96	4th St	Alameda Ave

Orientation & ID #	Ramp Type	Existing Access Barrier and Proposed Solution	Codes / Mitigation Info	Measurements

E Perpendicular

458 Ramp Landing

- *As-Built Description:*

Top landing at existing perpendicular curb ramp or blended transition is less than 48" x 48" (60" length x ramp width preferred).

- *As-is* 0.0"
- *Proposed Solution:*

Demolish existing and provide new, parallel curb ramp, including detectable warning surfaces, and top and bottom landings as required.

CBC 2016 **11B-406.5.3**
CBC 2007 **1127B.5.4**
ADAAG **4.8.4**
ADA-2010 **405.7**
PROWAG **R304.2.1**

Unit Cost **$7000.00**

Priority
99.5

Width of Ramp / Pad	(in)	60.0
Length of Ramp / Pad	(in)	63.0
Slope of the Ramp / Pad	(%)	**13.6**
X Slope of the Ramp / Pad	(%)	1.4
Top Landing Length	(in)	**0.0**
Top Landing Slope	(%)	N/A
Top Landing X Slope	(%)	N/A
Left Flare	(%)	**22.0**
Right Flare	(%)	**24.0**
Gutter Slope	(%)	2.1
Gutter XSlope	(%)	2.0
Gutter Lip	(in)	**0.5**
Truncated Domes	(y/n)	**NO**
Street Grade (Left / Right)	(%)	0.4 2.0
Stop/Yield Control:	(y/n)	No
Crosswalks Served:		No X-walk
Tee Intersection:	(y/n)	No
Vertical Curb:		Vertical





N No Sidewalk, Curb Ramp Not Required

455 Pedestrian Access Route

- *As-Built Description:*

No curb, curb ramp, or sidewalk provided. Pedestrian access route is along the vehicular lane and is not separated by a curb or other cane detectable warning.

- *Proposed Solution:*

When curb or sidewalk is installed along either street, provide accessible curb ramp.

CBC 2007 **1127B.5.1**
ADAAG **4.7.1**
PROWAG **R304.1**

Unit Cost **$0.00**

Priority
68

		LEFT	RIGHT
Width of Ramp / Pad	(in)	N/A	N/A
Slope of the Ramp / Pad	(%)	N/A	N/A
X Slope of the Ramp / Pad	(%)	N/A	N/A
Stop/Yield Control:	(y/n)	No	
Crosswalks Served:		No X-walk	
Tee Intersection:	(y/n)	No	
Vertical Curb:		Vertical	



S Curb Ramp Required

457 Access Route

- *As-Built Description:*
  Curb ramp or blended transition not provided where a pedestrian access route crosses a curb.
- *Proposed Solution:*
  Provide a parallel curb ramp, including detectable warning surfaces, and top and bottom landings as required.

CBC 2007 **1127B.5.1**
ADAAG **4.7.1**
PROWAG **R207.1**

Unit Cost **$7000.00**

Priority
58

		LEFT	RIGHT
Width of Ramp / Pad	(in)	N/A	N/A
Slope of the Ramp / Pad	(%)	N/A	N/A
X Slope of the Ramp / Pad	(%)	N/A	N/A

Stop/Yield Control:	(y/n)	No
Crosswalks Served:		No X-walk
Tee Intersection:	(y/n)	No
Vertical Curb:		Vertical



W No Sidewalk, Curb Ramp Not Required

456 Pedestrian Access Route

- *As-Built Description:*
  No curb, curb ramp, or sidewalk provided. Pedestrian access route is along the vehicular lane and is not separated by a curb or other cane detectable warning.
- *Proposed Solution:*
  When curb or sidewalk is installed along either street, provide accessible curb ramp.

CBC 2007 **1127B.5.1**
ADAAG **4.7.1**
PROWAG **R304.1**

Unit Cost **$0.00**

Priority
68

		LEFT	RIGHT
Width of Ramp / Pad	(in)	N/A	N/A
Slope of the Ramp / Pad	(%)	N/A	N/A
X Slope of the Ramp / Pad	(%)	N/A	N/A

Stop/Yield Control:	(y/n)	No
Crosswalks Served:		No X-walk
Tee Intersection:	(y/n)	No
Vertical Curb:		N/A



Total Costs for Curb Ramps at : 4th St and Alameda Ave **$14,000.00**

E Curb Ramp Required

460 Access Route

- *As-Built Description:*
  Curb ramp or blended transition not provided where a pedestrian access route crosses a curb.
- *Proposed Solution:*
  Provide a parallel curb ramp, including detectable warning surfaces, and top and bottom landings as required.

CBC 2007 **1127B.5.1**
ADAAG **4.7.1**
PROWAG **R207.1**

Unit Cost **$7000.00**

Priority
42

		LEFT	RIGHT
Width of Ramp / Pad	(in)	N/A	N/A
Slope of the Ramp / Pad	(%)	N/A	N/A
X Slope of the Ramp / Pad	(%)	N/A	N/A

Stop/Yield Control:	(y/n)	Yes-Stop Sign
Crosswalks Served:		No X-walk
Tee Intersection:	(y/n)	No
Vertical Curb:		Vertical



N Curb Ramp Required

459 Access Route

- *As-Built Description:*
  Curb ramp or blended transition not provided where a pedestrian access route crosses a curb.
- *Proposed Solution:*
  Provide a parallel curb ramp, including detectable warning surfaces, and top and bottom landings as required.

CBC 2007 **1127B.5.1**
ADAAG **4.7.1**
PROWAG **R207.1**

Unit Cost **$7000.00**

Priority
42

		LEFT	RIGHT
Width of Ramp / Pad	(in)	N/A	N/A
Slope of the Ramp / Pad	(%)	N/A	N/A
X Slope of the Ramp / Pad	(%)	N/A	N/A

Stop/Yield Control:	(y/n)	No
Crosswalks Served:		No X-walk
Tee Intersection:	(y/n)	No
Vertical Curb:		Vertical



S Perpendicular

462 Ramp Landing

- *As-Built Description:*

Top landing at existing perpendicular curb ramp or blended transition is less than 48" x 48" (60" length x ramp width preferred).

- *As-is* 0.0"
- *Proposed Solution:*

Demolish existing and provide new, parallel curb ramp, including detectable warning surfaces, and top and bottom landings as required.

CBC 2016 **11B-406.5.3**
CBC 2007 **1127B.5.4**
ADAAG **4.8.4**
ADA-2010 **405.7**
PROWAG **R304.2.1**

Unit Cost **$7000.00**

Priority
82

Width of Ramp / Pad	(in)	60.0
Length of Ramp / Pad	(in)	75.5
Slope of the Ramp / Pad	(%)	**9.4**
X Slope of the Ramp / Pad	(%)	**2.2**
Top Landing Length	(in)	**0.0**
Top Landing Slope	(%)	N/A
Top Landing X Slope	(%)	N/A
Left Flare	(%)	**20.4**
Right Flare	(%)	**16.0**
Gutter Slope	(%)	3.0
Gutter XSlope	(%)	0.4
Gutter Lip	(in)	**0.75**
Truncated Domes	(y/n)	**NO**
Street Grade (Left / Right)	(%)	2.6 0.4
Stop/Yield Control:	(y/n)	No
Crosswalks Served:		No X-walk
Tee Intersection:	(y/n)	No
Vertical Curb:		Vertical





W Curb Ramp Required

461 Access Route

- *As-Built Description:*

Curb ramp or blended transition not provided where a pedestrian access route crosses a curb.

- *Proposed Solution:*

Provide a parallel curb ramp, including detectable warning surfaces, and top and bottom landings as required.

CBC 2007 **1127B.5.1**
ADAAG **4.7.1**
PROWAG **R207.1**

Unit Cost **$7000.00**

Priority
52

		LEFT	RIGHT
Width of Ramp / Pad	(in)	N/A	N/A
Slope of the Ramp / Pad	(%)	N/A	N/A
X Slope of the Ramp / Pad	(%)	N/A	N/A
Stop/Yield Control:	(y/n)	Yes-Stop Sign	
Crosswalks Served:		No X-walk	
Tee Intersection:	(y/n)	No	
Vertical Curb:		Vertical	



Total Costs for Curb Ramps at : 4th St and Colusa Ave **$28,000.00**

E No Sidewalk, Curb Ramp Not Required

452 Pedestrian Access Route

- *As-Built Description:*

No curb, curb ramp, or sidewalk provided. Pedestrian access route is along the vehicular lane and is not separated by a curb or other cane detectable warning.

- *Proposed Solution:*

When curb or sidewalk is installed along either street, provide accessible curb ramp.

CBC 2007 **1127B.5.1**
ADAAG **4.7.1**
PROWAG **R304.1**

Unit Cost **$0.00**

Priority
68

		LEFT	RIGHT
Width of Ramp / Pad	(in)	N/A	N/A
Slope of the Ramp / Pad	(%)	N/A	N/A
X Slope of the Ramp / Pad	(%)	N/A	N/A

Stop/Yield Control:	(y/n)	No
Crosswalks Served:		No X-walk
Tee Intersection:	(y/n)	No
Vertical Curb:		Vertical



N No Sidewalk, Curb Ramp Not Required

451 Pedestrian Access Route

- *As-Built Description:*

No curb, curb ramp, or sidewalk provided. Pedestrian access route is along the vehicular lane and is not separated by a curb or other cane detectable warning.

- *Proposed Solution:*

When curb or sidewalk is installed along either street, provide accessible curb ramp.

CBC 2007 **1127B.5.1**
ADAAG **4.7.1**
PROWAG **R304.1**

Unit Cost **$0.00**

Priority
68

		LEFT	RIGHT
Width of Ramp / Pad	(in)	N/A	N/A
Slope of the Ramp / Pad	(%)	N/A	N/A
X Slope of the Ramp / Pad	(%)	N/A	N/A

Stop/Yield Control:	(y/n)	No
Crosswalks Served:		No X-walk
Tee Intersection:	(y/n)	No
Vertical Curb:		N/A



S No Sidewalk, Curb Ramp Not Required

453 Pedestrian Access Route

- *As-Built Description:*

No curb, curb ramp, or sidewalk provided. Pedestrian access route is along the vehicular lane and is not separated by a curb or other cane detectable warning.

- *Proposed Solution:*

When curb or sidewalk is installed along either street, provide accessible curb ramp.

CBC 2007 **1127B.5.1**
ADAAG **4.7.1**
PROWAG **R304.1**

Unit Cost **$0.00**

Priority
68

		LEFT	RIGHT
Width of Ramp / Pad	(in)	N/A	N/A
Slope of the Ramp / Pad	(%)	N/A	N/A
X Slope of the Ramp / Pad	(%)	N/A	N/A

Stop/Yield Control:	(y/n)	No
Crosswalks Served:		No X-walk
Tee Intersection:	(y/n)	No
Vertical Curb:		Vertical



W No Sidewalk, Curb Ramp Not Required

454 Pedestrian Access Route

- *As-Built Description:*

No curb, curb ramp, or sidewalk provided. Pedestrian access route is along the vehicular lane and is not separated by a curb or other cane detectable warning.

- *Proposed Solution:*

When curb or sidewalk is installed along either street, provide accessible curb ramp.

CBC 2007 **1127B.5.1**
ADAAG **4.7.1**
PROWAG **R304.1**

Unit Cost **$0.00**

Priority
68

		LEFT	RIGHT
Width of Ramp / Pad	(in)	N/A	N/A
Slope of the Ramp / Pad	(%)	N/A	N/A
X Slope of the Ramp / Pad	(%)	N/A	N/A

Stop/Yield Control:	(y/n)	No
Crosswalks Served:		No X-walk
Tee Intersection:	(y/n)	No
Vertical Curb:		N/A



Total Costs for Curb Ramps at : 4th St and Humboldt Ave **$0.00**

E No Sidewalk, Curb Ramp Not Required

102 Pedestrian Access Route

- *As-Built Description:*

No curb, curb ramp, or sidewalk provided. Pedestrian access route is along the vehicular lane and is not separated by a curb or other cane detectable warning.

- *Proposed Solution:*

When curb or sidewalk is installed along either street, provide accessible curb ramp.

CBC 2007 **1127B.5.1**
ADAAG **4.7.1**
PROWAG **R304.1**

Unit Cost **$0.00**

Priority
80

		LEFT	RIGHT
Width of Ramp / Pad	(in)	N/A	N/A
Slope of the Ramp / Pad	(%)	N/A	N/A
X Slope of the Ramp / Pad	(%)	N/A	N/A

Stop/Yield Control:	(y/n)	Yes-Stop Sign
Crosswalks Served:		No X-walk
Tee Intersection:	(y/n)	No
Vertical Curb:		Vertical



N Curb Ramp Required

99 Access Route

- *As-Built Description:*

Curb ramp or blended transition not provided where a pedestrian access route crosses a curb.

- *Proposed Solution:*

Provide a parallel curb ramp, including detectable warning surfaces, and top and bottom landings as required.

CBC 2007 **1127B.5.1**
ADAAG **4.7.1**
PROWAG **R207.1**

Unit Cost **$7000.00**

Priority
70

		LEFT	RIGHT
Width of Ramp / Pad	(in)	N/A	N/A
Slope of the Ramp / Pad	(%)	N/A	N/A
X Slope of the Ramp / Pad	(%)	N/A	N/A

Stop/Yield Control:	(y/n)	No
Crosswalks Served:		No X-walk
Tee Intersection:	(y/n)	No
Vertical Curb:		Vertical



S Curb Ramp Required

101 Access Route

- *As-Built Description:*
  Curb ramp or blended transition not provided where a pedestrian access route crosses a curb.
- *Proposed Solution:*
  Provide a parallel curb ramp, including detectable warning surfaces, and top and bottom landings as required.

CBC 2007 **1127B.5.1**
ADAAG **4.7.1**
PROWAG **R207.1**

Unit Cost **$7000.00**

Priority
80

		LEFT	RIGHT
Width of Ramp / Pad	(in)	N/A	N/A
Slope of the Ramp / Pad	(%)	N/A	N/A
X Slope of the Ramp / Pad	(%)	N/A	N/A

Stop/Yield Control:	(y/n)	No
Crosswalks Served:		No X-walk
Tee Intersection:	(y/n)	No
Vertical Curb:		Vertical



W Curb Ramp Required

100 Access Route

- *As-Built Description:*
  Curb ramp or blended transition not provided where a pedestrian access route crosses a curb.
- *Proposed Solution:*
  Provide a parallel curb ramp, including detectable warning surfaces, and top and bottom landings as required.

CBC 2007 **1127B.5.1**
ADAAG **4.7.1**
PROWAG **R207.1**

Unit Cost **$7000.00**

Priority
70

		LEFT	RIGHT
Width of Ramp / Pad	(in)	N/A	N/A
Slope of the Ramp / Pad	(%)	N/A	N/A
X Slope of the Ramp / Pad	(%)	N/A	N/A

Stop/Yield Control:	(y/n)	Yes-Stop Sign
Crosswalks Served:		No X-walk
Tee Intersection:	(y/n)	No
Vertical Curb:		Vertical



Total Costs for Curb Ramps at : 4th St and Kings Ave **$21,000.00**

E Curb Ramp Required

108 Access Route

- *As-Built Description:*
  Curb ramp or blended transition not provided where a pedestrian access route crosses a curb.
- *Proposed Solution:*
  Provide a parallel curb ramp, including detectable warning surfaces, and top and bottom landings as required.

CBC 2007 **1127B.5.1**
ADAAG **4.7.1**
PROWAG **R207.1**

Unit Cost **$7000.00**

Priority
64

		LEFT	RIGHT
Width of Ramp / Pad	(in)	N/A	N/A
Slope of the Ramp / Pad	(%)	N/A	N/A
X Slope of the Ramp / Pad	(%)	N/A	N/A

Stop/Yield Control:	(y/n)	No
Crosswalks Served:		No X-walk
Tee Intersection:	(y/n)	No
Vertical Curb:		Vertical



N Curb Ramp Required

107 Access Route

- *As-Built Description:*
  Curb ramp or blended transition not provided where a pedestrian access route crosses a curb.
- *Proposed Solution:*
  Provide a parallel curb ramp, including detectable warning surfaces, and top and bottom landings as required.

CBC 2007 **1127B.5.1**
ADAAG **4.7.1**
PROWAG **R207.1**

Unit Cost **$7000.00**

Priority
54

		LEFT	RIGHT
Width of Ramp / Pad	(in)	N/A	N/A
Slope of the Ramp / Pad	(%)	N/A	N/A
X Slope of the Ramp / Pad	(%)	N/A	N/A

Stop/Yield Control:	(y/n)	No
Crosswalks Served:		No X-walk
Tee Intersection:	(y/n)	No
Vertical Curb:		Vertical



S Curb Ramp Required

109 Access Route

- *As-Built Description:*
  Curb ramp or blended transition not provided where a pedestrian access route crosses a curb.
- *Proposed Solution:*
  Provide a parallel curb ramp, including detectable warning surfaces, and top and bottom landings as required.

CBC 2007 **1127B.5.1**
ADAAG **4.7.1**
PROWAG **R207.1**

Unit Cost **$7000.00**

Priority
54

		LEFT	RIGHT
Width of Ramp / Pad	(in)	N/A	N/A
Slope of the Ramp / Pad	(%)	N/A	N/A
X Slope of the Ramp / Pad	(%)	N/A	N/A

Stop/Yield Control:	(y/n)	No
Crosswalks Served:		No X-walk
Tee Intersection:	(y/n)	No
Vertical Curb:		Vertical



W Curb Ramp Required

110 Access Route

- *As-Built Description:*
  Curb ramp or blended transition not provided where a pedestrian access route crosses a curb.
- *Proposed Solution:*
  Provide a parallel curb ramp, including detectable warning surfaces, and top and bottom landings as required.

CBC 2007 **1127B.5.1**
ADAAG **4.7.1**
PROWAG **R207.1**

Unit Cost **$7000.00**

Priority
64

		LEFT	RIGHT
Width of Ramp / Pad	(in)	N/A	N/A
Slope of the Ramp / Pad	(%)	N/A	N/A
X Slope of the Ramp / Pad	(%)	N/A	N/A

Stop/Yield Control:	(y/n)	No
Crosswalks Served:		No X-walk
Tee Intersection:	(y/n)	No
Vertical Curb:		Vertical



Total Costs for Curb Ramps at : 4th St and Lake Ave **$28,000.00**

E Curb Ramp Required

112 Access Route

- *As-Built Description:*

  Curb ramp or blended transition not provided where a pedestrian access route crosses a curb.

- *Proposed Solution:*

  Provide a parallel curb ramp, including detectable warning surfaces, and top and bottom landings as required.

CBC 2007 **1127B.5.1**
ADAAG **4.7.1**
PROWAG **R207.1**

Unit Cost **$7000.00**

Priority
44

		LEFT	RIGHT
Width of Ramp / Pad	(in)	N/A	N/A
Slope of the Ramp / Pad	(%)	N/A	N/A
X Slope of the Ramp / Pad	(%)	N/A	N/A

Stop/Yield Control:	(y/n)	No
Crosswalks Served:		No X-walk
Tee Intersection:	(y/n)	No
Vertical Curb:		Vertical



N No Sidewalk, Curb Ramp Not Required

111 Pedestrian Access Route

- *As-Built Description:*

  No curb, curb ramp, or sidewalk provided. Pedestrian access route is along the vehicular lane and is not separated by a curb or other cane detectable warning.

- *Proposed Solution:*

  When curb or sidewalk is installed along either street, provide accessible curb ramp.

CBC 2007 **1127B.5.1**
ADAAG **4.7.1**
PROWAG **R304.1**

Unit Cost **$0.00**

Priority
54

		LEFT	RIGHT
Width of Ramp / Pad	(in)	N/A	N/A
Slope of the Ramp / Pad	(%)	N/A	N/A
X Slope of the Ramp / Pad	(%)	N/A	N/A

Stop/Yield Control:	(y/n)	No
Crosswalks Served:		No X-walk
Tee Intersection:	(y/n)	No
Vertical Curb:		Vertical



S Curb Ramp Required

113 Access Route

- *As-Built Description:*
  Curb ramp or blended transition not provided where a pedestrian access route crosses a curb.
- *Proposed Solution:*
  Provide a parallel curb ramp, including detectable warning surfaces, and top and bottom landings as required.

CBC 2007 **1127B.5.1**
ADAAG **4.7.1**
PROWAG **R207.1**

Unit Cost **$7000.00**

Priority
54

		LEFT	RIGHT
Width of Ramp / Pad	(in)	N/A	N/A
Slope of the Ramp / Pad	(%)	N/A	N/A
X Slope of the Ramp / Pad	(%)	N/A	N/A

Stop/Yield Control:	(y/n)	No
Crosswalks Served:		No X-walk
Tee Intersection:	(y/n)	No
Vertical Curb:		Vertical



W Curb Ramp Required

114 Access Route

- *As-Built Description:*
  Curb ramp or blended transition not provided where a pedestrian access route crosses a curb.
- *Proposed Solution:*
  Provide a parallel curb ramp, including detectable warning surfaces, and top and bottom landings as required.

CBC 2007 **1127B.5.1**
ADAAG **4.7.1**
PROWAG **R207.1**

Unit Cost **$7000.00**

Priority
44

		LEFT	RIGHT
Width of Ramp / Pad	(in)	N/A	N/A
Slope of the Ramp / Pad	(%)	N/A	N/A
X Slope of the Ramp / Pad	(%)	N/A	N/A

Stop/Yield Control:	(y/n)	No
Crosswalks Served:		No X-walk
Tee Intersection:	(y/n)	No
Vertical Curb:		Vertical



Total Costs for Curb Ramps at : 4th St and Monterey Ave **$21,000.00**

E Perpendicular

450 Gutter

- *As-Built Description:*

The slope of the gutter area or street at the foot of a curb ramp, blended transition, pedestrian pad, or island cut through exceeds 1:20 (5%) in the direction of the pedestrian crossing.

- *As-is* 10.7%
- *Proposed Solution:*

Demolish gutter or street area as required and provide 48" x 48" area at foot of curb ramp, blended transition, pedestrian pad, or island cut through with slope no greater than 5%.

CBC 2016 **11B-406.5.8**
CBC 2007 **1127B.5.3**
ADAAG **4.7.2**
ADA-2010 **406.2**
PROWAG **R304.5.4**

Unit Cost **$3000.00**

Priority
77

Width of Ramp / Pad	(in)	48.0
Length of Ramp / Pad	(in)	84.0
Slope of the Ramp / Pad	(%)	8.1
X Slope of the Ramp / Pad	(%)	0.2
Top Landing Length	(in)	48.0
Top Landing Slope	(%)	1.1
Top Landing X Slope	(%)	1.4
Left Flare	(%)	**10.1**
Right Flare	(%)	7.9
Gutter Slope	(%)	**10.7**
Gutter XSlope	(%)	0.5
Gutter Lip	(in)	**0.25**
Truncated Domes	(y/n)	**NO**
Street Grade (Left / Right)	(%)	0.5 1.7
Stop/Yield Control:	(y/n)	Yes-Stop Sign
Crosswalks Served:		No X-walk
Tee Intersection:	(y/n)	No
Vertical Curb:		Vertical





N Perpendicular

447 Ramp Slope

- *As-Built Description:*

Running slope of existing perpendicular curb ramp is less than 5% or greater than 8.3%.

- *As-is* 8.9%
- *Proposed Solution:*

Demolish existing and provide new, perpendicular curb ramp, including detectable warning surfaces, and top and bottom landings as required.

CBC 2016 **11B-406.2.1**
CBC 2007 **1127B.5.3**
ADAAG **4.7.2; 4.8.2**
ADA-2010 **405.2**
PROWAG **R304.2.2**

Unit Cost **$6500.00**

Priority
70.5

Width of Ramp / Pad	(in)	60.0
Length of Ramp / Pad	(in)	84.0
Slope of the Ramp / Pad	(%)	**8.9**
X Slope of the Ramp / Pad	(%)	0.4
Top Landing Length	(in)	48.0
Top Landing Slope	(%)	1.8
Top Landing X Slope	(%)	0.8
Left Flare	(%)	**11.1**
Right Flare	(%)	6.6
Gutter Slope	(%)	1.1
Gutter XSlope	(%)	0.7
Gutter Lip	(in)	**0.75**
Truncated Domes	(y/n)	**NO**
Street Grade (Left / Right)	(%)	4.3 0.9
Stop/Yield Control:	(y/n)	No
Crosswalks Served:		No X-walk
Tee Intersection:	(y/n)	No
Vertical Curb:		Vertical





S Parallel

449 Ramp Landing

CBC 2016 **11B-406.5.3**
CBC 2007 **1127B.5.4**
ADAAG **4.8.4(1)**
PROWAG **R304.3.1**

• *As-Built Description:*
Top landing at existing parallel curb ramp is less than 48" x 48" (60" length x ramp width preferred).

• *As-is* Left: 46.0"

• *Proposed Solution:*
Demolish existing and provide new parallel curb ramp including detectable warning surfaces, and top and bottom landings as required.

Unit Cost **$3500.00**

Priority
81.5





		LEFT	RIGHT
Width of Ramp / Pad	(in)	63.0	63.5
Length of Ramp / Pad	(in)	54.0	85.0
Slope of the Ramp / Pad	(%)	7.4	5.2
X Slope of the Ramp / Pad	(%)	**2.1**	1.3
Top Landing Length	(in)	**46.0**	48.0
Top Landing Slope	(%)	**2.7**	0.8
Top Landing X Slope	(%)	1.3	1.6
Bottom Landing Length	(in)	48.0	
Bottom Landing Slope	(%)	1.5	
Bottom Landing X Slope	(%)	1.3	
Gutter Slope	(%)	**10.0**	
Gutter XSlope	(%)	**2.9**	
Gutter Lip	(in)	0.0	
Truncated Domes	(y/n)	YES	
Dome Setback	(in)	**8.0**	
Street Grade (Left / Right)	(%)	1.6	1.6
Stop/Yield Control:	(y/n)	No	
Crosswalks Served:		No X-walk	
Tee Intersection:	(y/n)	No	
Vertical Curb:		Vertical	

W Perpendicular

448 Gutter

CBC 2016 **11B-406.5.8**
CBC 2007 **1127B.5.3**
ADAAG **4.7.2**
ADA-2010 **406.2**
PROWAG **R304.5.4**

• *As-Built Description:*
The slope of the gutter area or street at the foot of a curb ramp, blended transition, pedestrian pad, or island cut through exceeds 1:20 (5%) in the direction of the pedestrian crossing.

• *As-is* 7.4%

• *Proposed Solution:*
Demolish gutter or street area as required and provide 48" x 48" area at foot of curb ramp, blended transition, pedestrian pad, or island cut through with slope no greater than 5%.

Unit Cost **$3000.00**

Priority
66.5





Width of Ramp / Pad	(in)	48.0
Length of Ramp / Pad	(in)	78.0
Slope of the Ramp / Pad	(%)	6.7
X Slope of the Ramp / Pad	(%)	1.7
Top Landing Length	(in)	48.0
Top Landing Slope	(%)	0.1
Top Landing X Slope	(%)	1.6
Left Flare	(%)	6.5
Right Flare	(%)	8.4
Gutter Slope	(%)	**7.4**
Gutter XSlope	(%)	1.6
Gutter Lip	(in)	**0.25**
Truncated Domes	(y/n)	YES
Dome Setback	(in)	8.0
Street Grade (Left / Right)	(%)	0.9 4.0
Stop/Yield Control:	(y/n)	Yes-Stop Sign
Crosswalks Served:		No X-walk
Tee Intersection:	(y/n)	No
Vertical Curb:		Vertical

Total Costs for Curb Ramps at : 4th St and Orange Ave **$16,000.00**

E Curb Ramp Required

103 Access Route

- *As-Built Description:*
  Curb ramp or blended transition not provided where a pedestrian access route crosses a curb.
- *Proposed Solution:*
  Provide a parallel curb ramp, including detectable warning surfaces, and top and bottom landings as required.

CBC 2007 **1127B.5.1**
ADAAG **4.7.1**
PROWAG **R207.1**

Unit Cost **$7000.00**

Priority
60

		LEFT	RIGHT
Width of Ramp / Pad	(in)	N/A	N/A
Slope of the Ramp / Pad	(%)	N/A	N/A
X Slope of the Ramp / Pad	(%)	N/A	N/A

Stop/Yield Control:	(y/n)	No
Crosswalks Served:		No X-walk
Tee Intersection:	(y/n)	No
Vertical Curb:		Vertical



N Curb Ramp Required

106 Access Route

- *As-Built Description:*
  Curb ramp or blended transition not provided where a pedestrian access route crosses a curb.
- *Proposed Solution:*
  Provide a parallel curb ramp, including detectable warning surfaces, and top and bottom landings as required.

CBC 2007 **1127B.5.1**
ADAAG **4.7.1**
PROWAG **R207.1**

Unit Cost **$7000.00**

Priority
60

		LEFT	RIGHT
Width of Ramp / Pad	(in)	N/A	N/A
Slope of the Ramp / Pad	(%)	N/A	N/A
X Slope of the Ramp / Pad	(%)	N/A	N/A

Stop/Yield Control:	(y/n)	No
Crosswalks Served:		No X-walk
Tee Intersection:	(y/n)	No
Vertical Curb:		Vertical



S Curb Ramp Required

104 Access Route

- *As-Built Description:*
  Curb ramp or blended transition not provided where a pedestrian access route crosses a curb.
- *Proposed Solution:*
  Provide a parallel curb ramp, including detectable warning surfaces, and top and bottom landings as required.

CBC 2007 **1127B.5.1**
ADAAG **4.7.1**
PROWAG **R207.1**

Unit Cost **$7000.00**

Priority
60

		LEFT	RIGHT
Width of Ramp / Pad	(in)	N/A	N/A
Slope of the Ramp / Pad	(%)	N/A	N/A
X Slope of the Ramp / Pad	(%)	N/A	N/A
Stop/Yield Control:	(y/n)	No	
Crosswalks Served:		No X-walk	
Tee Intersection:	(y/n)	No	
Vertical Curb:		Vertical	



W Perpendicular

105 Ramp Landing

- *As-Built Description:*
  Running slope at top landing of existing perpendicular curb ramp exceeds the 1:48 (2%) maximum.
- *As-is* 4.0%
- *Proposed Solution:*
  Demolish existing and provide new, perpendicular curb ramp, including detectable warning surfaces, and top and bottom landings as required.

CBC 2016 **11B-406.5.3**
CBC 2007 **1127B.5.4**
ADAAG **4.8.4; 4.8.6**
PROWAG **R304.2.2**

Unit Cost **$6500.00**

Priority
70

Width of Ramp / Pad	(in)	52.0	
Length of Ramp / Pad	(in)	84.0	
Slope of the Ramp / Pad	(%)	7.0	
X Slope of the Ramp / Pad	(%)	0.0	
Top Landing Length	(in)	48.0	
Top Landing Slope	(%)	**4.0**	
Top Landing X Slope	(%)	0.7	
Left Flare	(%)	5.5	
Right Flare	(%)	8.5	
Gutter Slope	(%)	0.8	
Gutter XSlope	(%)	1.4	
Gutter Lip	(in)	**0.5**	
Truncated Domes	(y/n)	**NO**	
Street Grade (Left / Right)	(%)	0.4	0.7
Stop/Yield Control:	(y/n)	No	
Crosswalks Served:		No X-walk	
Tee Intersection:	(y/n)	No	
Vertical Curb:		Vertical	





Total Costs for Curb Ramps at : 4th St and Riverside Ave **$27,500.00**

E Perpendicular

44 Ramp Slope

- *As-Built Description:*

Running slope of existing perpendicular curb ramp is less than 5% or greater than 8.3%.

- *As-is* 9.7%
- *Proposed Solution:*

Demolish existing and provide new, perpendicular curb ramp, including detectable warning surfaces, and top and bottom landings as required.

CBC 2016 **11B-406.2.1**
CBC 2007 **1127B.5.3**
ADAAG **4.7.2; 4.8.2**
ADA-2010 **405.2**
PROWAG **R304.2.2**

Unit Cost **$6500.00**

Priority

81

Width of Ramp / Pad	(in)	48.0
Length of Ramp / Pad	(in)	96.0
Slope of the Ramp / Pad	(%)	**9.7**
X Slope of the Ramp / Pad	(%)	1.8
Top Landing Length	(in)	48.0
Top Landing Slope	(%)	0.5
Top Landing X Slope	(%)	**2.4**
Left Flare	(%)	**11.6**
Right Flare	(%)	**11.6**
Gutter Slope	(%)	**6.4**
Gutter XSlope	(%)	0.2
Gutter Lip	(in)	**0.5**
Truncated Domes	(y/n)	**NO**
Street Grade (Left / Right)	(%)	0.4 0.2
Stop/Yield Control:	(y/n)	Yes-Stop Sign
Within Crosswalk	(y/n)	YES
Crosswalks Served:		1 X-walk
Tee Intersection:	(y/n)	No
Vertical Curb:		Vertical





N Perpendicular

43 Ramp Landing

- *As-Built Description:*

Top landing at existing perpendicular curb ramp or blended transition is less than 48" x 48" (60" length x ramp width preferred).

- *As-is* 35.5"
- *Proposed Solution:*

Demolish existing and provide new, parallel curb ramp, including detectable warning surfaces, and top and bottom landings as required.

CBC 2016 **11B-406.5.3**
CBC 2007 **1127B.5.4**
ADAAG **4.8.4**
ADA-2010 **405.7**
PROWAG **R304.2.1**

Unit Cost **$7000.00**

Priority

99.25

Width of Ramp / Pad	(in)	48.0
Length of Ramp / Pad	(in)	103.0
Slope of the Ramp / Pad	(%)	**8.4**
X Slope of the Ramp / Pad	(%)	**2.5**
Top Landing Length	(in)	**35.5**
Top Landing Slope	(%)	**4.0**
Top Landing X Slope	(%)	**2.1**
Left Flare	(%)	6.0
Right Flare	(%)	9.9
Gutter Slope	(%)	**5.7**
Gutter XSlope	(%)	2.0
Gutter Lip	(in)	**0.25**
Truncated Domes	(y/n)	**NO**
Street Grade (Left / Right)	(%)	0.6 3.2
Stop/Yield Control:	(y/n)	No
Within Crosswalk	(y/n)	YES
Crosswalks Served:		1 X-walk
Tee Intersection:	(y/n)	No
Vertical Curb:		Vertical





S Perpendicular

41 Detectable Warnings

CBC 2016 **11B-705.1.2.2**
CBC 2007 **1127B.5.7**
ADAAG **4.7.7**
ADA-2010 **705.1**
PROWAG **R305.1**

- *As-Built Description:*

Detectable warning surface not provided where a curb ramp, landing, blended transition, pedestrian pad, or island cut through connects to a street.

- *Proposed Solution:*

Install a truncated dome surface that extends the full width and depth (36" min.) of the curb ramp, landing, blended transition, pedestrian pad, or island cut through excluding the flared sides, inside the grooved border.

Unit Cost **$2500.00**

Priority

62

Width of Ramp / Pad	(in)	48.0
Length of Ramp / Pad	(in)	89.0
Slope of the Ramp / Pad	(%)	6.2
X Slope of the Ramp / Pad	(%)	0.0
Top Landing Length	(in)	48.0
Top Landing Slope	(%)	0.4
Top Landing X Slope	(%)	0.1
Left Flare	(%)	8.0
Right Flare	(%)	6.7
Gutter Slope	(%)	1.6
Gutter XSlope	(%)	0.2
Gutter Lip	(in)	0.0
Truncated Domes	(y/n)	NO
Street Grade (Left / Right)	(%)	0.3 1.5
Stop/Yield Control:	(y/n)	No
Within Crosswalk	(y/n)	YES
Crosswalks Served:		1 X-walk
Tee Intersection:	(y/n)	No
Vertical Curb:		Vertical





W Perpendicular

42 Ramp Landing

CBC 2016 **11B-406.5.3**
CBC 2007 **1127B.5.4**
ADAAG **4.8.4**
ADA-2010 **405.7**
PROWAG **R304.2.1**

- *As-Built Description:*

Top landing at existing perpendicular curb ramp or blended transition is less than 48" x 48" (60" length x ramp width preferred).

- *As-is* 0.0"
- *Proposed Solution:*

Demolish existing and provide new, parallel curb ramp, including detectable warning surfaces, and top and bottom landings as required.

Unit Cost **$7000.00**

Priority

91.5

Width of Ramp / Pad	(in)	48.0
Length of Ramp / Pad	(in)	132.0
Slope of the Ramp / Pad	(%)	7.1
X Slope of the Ramp / Pad	(%)	1.0
Top Landing Length	(in)	0.0
Top Landing Slope	(%)	N/A
Top Landing X Slope	(%)	N/A
Left Flare	(%)	12.2
Right Flare	(%)	8.7
Gutter Slope	(%)	5.2
Gutter XSlope	(%)	1.2
Gutter Lip	(in)	0.0
Truncated Domes	(y/n)	NO
Street Grade (Left / Right)	(%)	0.2 0.2
Stop/Yield Control:	(y/n)	Yes-Stop Sign
Within Crosswalk	(y/n)	YES
Crosswalks Served:		1 X-walk
Tee Intersection:	(y/n)	No
Vertical Curb:		Vertical





Total Costs for Curb Ramps at : 4th St and Robertson Blvd **$23,000.00**

E Curb Ramp Required

116 Access Route

- *As-Built Description:*
  Curb ramp or blended transition not provided where a pedestrian access route crosses a curb.
- *Proposed Solution:*
  Provide a parallel curb ramp, including detectable warning surfaces, and top and bottom landings as required.

CBC 2007 **1127B.5.1**
ADAAG **4.7.1**
PROWAG **R207.1**

Unit Cost **$7000.00**

Priority
44

		LEFT	RIGHT
Width of Ramp / Pad	(in)	N/A	N/A
Slope of the Ramp / Pad	(%)	N/A	N/A
X Slope of the Ramp / Pad	(%)	N/A	N/A

Stop/Yield Control:	(y/n)	No
Crosswalks Served:		No X-walk
Tee Intersection:	(y/n)	No
Vertical Curb:		Vertical



N Curb Ramp Required

115 Access Route

- *As-Built Description:*
  Curb ramp or blended transition not provided where a pedestrian access route crosses a curb.
- *Proposed Solution:*
  Provide a parallel curb ramp, including detectable warning surfaces, and top and bottom landings as required.

CBC 2007 **1127B.5.1**
ADAAG **4.7.1**
PROWAG **R207.1**

Unit Cost **$7000.00**

Priority
44

		LEFT	RIGHT
Width of Ramp / Pad	(in)	N/A	N/A
Slope of the Ramp / Pad	(%)	N/A	N/A
X Slope of the Ramp / Pad	(%)	N/A	N/A

Stop/Yield Control:	(y/n)	No
Crosswalks Served:		No X-walk
Tee Intersection:	(y/n)	No
Vertical Curb:		Vertical



S Curb Ramp Required

117 Access Route

- *As-Built Description:*
  Curb ramp or blended transition not provided where a pedestrian access route crosses a curb.
- *Proposed Solution:*
  Provide a parallel curb ramp, including detectable warning surfaces, and top and bottom landings as required.

CBC 2007 **1127B.5.1**
ADAAG **4.7.1**
PROWAG **R207.1**

Unit Cost **$7000.00**

Priority
44

		LEFT	RIGHT
Width of Ramp / Pad	(in)	N/A	N/A
Slope of the Ramp / Pad	(%)	N/A	N/A
X Slope of the Ramp / Pad	(%)	N/A	N/A

Stop/Yield Control:	(y/n)	No
Crosswalks Served:		No X-walk
Tee Intersection:	(y/n)	No
Vertical Curb:		Vertical



W Curb Ramp Required

118 Access Route

- *As-Built Description:*
  Curb ramp or blended transition not provided where a pedestrian access route crosses a curb.
- *Proposed Solution:*
  Provide a parallel curb ramp, including detectable warning surfaces, and top and bottom landings as required.

CBC 2007 **1127B.5.1**
ADAAG **4.7.1**
PROWAG **R207.1**

Unit Cost **$7000.00**

Priority
44

		LEFT	RIGHT
Width of Ramp / Pad	(in)	N/A	N/A
Slope of the Ramp / Pad	(%)	N/A	N/A
X Slope of the Ramp / Pad	(%)	N/A	N/A

Stop/Yield Control:	(y/n)	No
Crosswalks Served:		No X-walk
Tee Intersection:	(y/n)	No
Vertical Curb:		Vertical



Total Costs for Curb Ramps at : 4th St and Sonoma Ave **$28,000.00**

E Perpendicular

445 Ramp Landing

- *As-Built Description:*

Cross slope at top landing of existing perpendicular curb ramp exceeds 2%.

- *As-is* 2.3%
- *Proposed Solution:*

Demolish existing and provide new, perpendicular curb ramp, including detectable warning surfaces, and top and bottom landings as required.

CBC 2016 **11B-406.5.3**
CBC 2007 **1127B.5.4**
ADAAG **4.8.4; 4.8.6**
ADA-2010 **405.7**
PROWAG **R304.5.3**

Unit Cost **$3250.00**

Priority
71.5





Width of Ramp / Pad	(in)	48.0
Length of Ramp / Pad	(in)	80.0
Slope of the Ramp / Pad	(%)	7.6
X Slope of the Ramp / Pad	(%)	0.7
Top Landing Length	(in)	48.0
Top Landing Slope	(%)	**2.2**
Top Landing X Slope	(%)	**2.3**
Left Flare	(%)	7.5
Right Flare	(%)	6.4
Gutter Slope	(%)	**7.9**
Gutter XSlope	(%)	1.7
Gutter Lip	(in)	**0.5**
Truncated Domes	(y/n)	YES
Dome Setback	(in)	8.0
Street Grade (Left / Right)	(%)	2.0 0.3
Stop/Yield Control:	(y/n)	Yes-Stop Sign
Crosswalks Served:		No X-walk
Tee Intersection:	(y/n)	No
Vertical Curb:		Vertical

N Perpendicular

442 Ramp Slope

- *As-Built Description:*

Running slope of existing perpendicular curb ramp is less than 5% or greater than 8.3%.

- *As-is* 8.6%
- *Proposed Solution:*

Demolish existing and provide new, perpendicular curb ramp, including detectable warning surfaces, and top and bottom landings as required.

CBC 2016 **11B-406.2.1**
CBC 2007 **1127B.5.3**
ADAAG **4.7.2; 4.8.2**
ADA-2010 **405.2**
PROWAG **R304.2.2**

Unit Cost **$6500.00**

Priority
81





Width of Ramp / Pad	(in)	48.0
Length of Ramp / Pad	(in)	112.0
Slope of the Ramp / Pad	(%)	**8.6**
X Slope of the Ramp / Pad	(%)	1.9
Top Landing Length	(in)	48.0
Top Landing Slope	(%)	**2.7**
Top Landing X Slope	(%)	0.3
Left Flare	(%)	**10.4**
Right Flare	(%)	9.7
Gutter Slope	(%)	**12.0**
Gutter XSlope	(%)	0.1
Gutter Lip	(in)	0.0
Truncated Domes	(y/n)	**NO**
Street Grade (Left / Right)	(%)	1.9 0.3
Stop/Yield Control:	(y/n)	No
Crosswalks Served:		No X-walk
Tee Intersection:	(y/n)	No
Vertical Curb:		Vertical

S Perpendicular

444 Ramp Landing

- *As-Built Description:*

Cross slope at top landing of existing perpendicular curb ramp exceeds 2%.

- *As-is* 2.2%
- *Proposed Solution:*

Demolish existing and provide new, perpendicular curb ramp, including detectable warning surfaces, and top and bottom landings as required.

CBC 2016 **11B-406.5.3**
CBC 2007 **1127B.5.4**
ADAAG **4.8.4; 4.8.6**
ADA-2010 **405.7**
PROWAG **R304.5.3**

Unit Cost **$3250.00**

Priority
73





Width of Ramp / Pad	(in)	49.0
Length of Ramp / Pad	(in)	84.0
Slope of the Ramp / Pad	(%)	7.9
X Slope of the Ramp / Pad	(%)	1.3
Top Landing Length	(in)	48.0
Top Landing Slope	(%)	0.2
Top Landing X Slope	(%)	**2.2**
Left Flare	(%)	6.2
Right Flare	(%)	6.8
Gutter Slope	(%)	**10.4**
Gutter XSlope	(%)	**2.6**
Gutter Lip	(in)	0.0
Truncated Domes	(y/n)	YES
Dome Setback	(in)	8.0
Street Grade (Left / Right)	(%)	0.8 0.5
Stop/Yield Control:	(y/n)	No
Crosswalks Served:		No X-walk
Tee Intersection:	(y/n)	No
Vertical Curb:		Vertical

SW Perpendicular

446 Gutter

- *As-Built Description:*

The slope of the gutter area or street at the foot of a curb ramp, blended transition, pedestrian pad, or island cut through exceeds 1:20 (5%) in the direction of the pedestrian crossing.

- *As-is* 10.3%
- *Proposed Solution:*

Demolish gutter or street area as required and provide 48" x 48" area at foot of curb ramp, blended transition, pedestrian pad, or island cut through with slope no greater than 5%.

CBC 2016 **11B-406.5.8**
CBC 2007 **1127B.5.3**
ADAAG **4.7.2**
ADA-2010 **406.2**
PROWAG **R304.5.4**

Unit Cost **$3000.00**

Priority
68





Width of Ramp / Pad	(in)	48.0
Length of Ramp / Pad	(in)	92.5
Slope of the Ramp / Pad	(%)	6.9
X Slope of the Ramp / Pad	(%)	0.7
Top Landing Length	(in)	48.0
Top Landing Slope	(%)	2.0
Top Landing X Slope	(%)	0.4
Left Flare	(%)	8.6
Right Flare	(%)	7.6
Gutter Slope	(%)	**10.3**
Gutter XSlope	(%)	0.8
Gutter Lip	(in)	0.0
Truncated Domes	(y/n)	YES
Dome Setback	(in)	**10.0**
Street Grade (Left / Right)	(%)	0.1 N/A
Stop/Yield Control:	(y/n)	No
Crosswalks Served:		No X-walk
Tee Intersection:	(y/n)	No
Vertical Curb:		Vertical

W Perpendicular

443 Ramp Slope

- *As-Built Description:*

Running slope of existing perpendicular curb ramp is less than 5% or greater than 8.3%.

- *As-is* 11.3%
- *Proposed Solution:*

Demolish existing and provide new, perpendicular curb ramp, including detectable warning surfaces, and top and bottom landings as required.

CBC 2016 **11B-406.2.1**
CBC 2007 **1127B.5.3**
ADAAG **4.7.2; 4.8.2**
ADA-2010 **405.2**
PROWAG **R304.2.2**

Unit Cost **$6500.00**

Priority
99

Width of Ramp / Pad	(in)	48.0
Length of Ramp / Pad	(in)	90.0
Slope of the Ramp / Pad	(%)	**11.3**
X Slope of the Ramp / Pad	(%)	0.2
Top Landing Length	(in)	48.0
Top Landing Slope	(%)	**3.2**
Top Landing X Slope	(%)	0.7
Left Flare	(%)	**15.6**
Right Flare	(%)	**13.2**
Gutter Slope	(%)	**18.6**
Gutter XSlope	(%)	1.1
Gutter Lip	(in)	**0.5**
Truncated Domes	(y/n)	**NO**
Street Grade (Left / Right)	(%)	2.4 0.5
Stop/Yield Control:	(y/n)	Yes-Stop Sign
Crosswalks Served:		No X-walk
Tee Intersection:	(y/n)	No
Vertical Curb:		Vertical





Total Costs for Curb Ramps at : 4th St and Trinity Ave **$22,500.00**

E Perpendicular

120 Ramp Flare

- *As-Built Description:*

Slope of flare(s) along curb at perpendicular curb ramp exceed(s) 10%.

- *As-is* Left: 10.7% Right: 10.7%
- *Proposed Solution:*

Demolish existing and provide new, perpendicular curb ramp, including detectable warning surfaces, and top and bottom landings as required.

CBC 2016 **11B-406.2.2**
CBC 2007 **1127B.5.3**
ADAAG **4.7.5**
ADA-2010 **406.3**
PROWAG **R304.2.3**

Unit Cost **$6500.00**

Priority
55

Width of Ramp / Pad	(in)	49.0
Length of Ramp / Pad	(in)	94.0
Slope of the Ramp / Pad	(%)	8.2
X Slope of the Ramp / Pad	(%)	1.2
Top Landing Length	(in)	48.0
Top Landing Slope	(%)	0.6
Top Landing X Slope	(%)	0.5
Left Flare	(%)	**10.7**
Right Flare	(%)	**10.7**
Gutter Slope	(%)	2.4
Gutter XSlope	(%)	0.5
Gutter Lip	(in)	**0.5**
Truncated Domes	(y/n)	**NO**
Street Grade (Left / Right)	(%)	1.5 2.0
Stop/Yield Control:	(y/n)	Yes-Stop Sign
Crosswalks Served:		No X-walk
Tee Intersection:	(y/n)	Yes
Vertical Curb:		Vertical





N Curb Ramp Required

121 Access Route

- *As-Built Description:*
  Curb ramp or blended transition not provided where a pedestrian access route crosses a curb.
- *Proposed Solution:*
  Provide a parallel curb ramp, including detectable warning surfaces, and top and bottom landings as required.

CBC 2007 **1127B.5.1**
ADAAG **4.7.1**
PROWAG **R207.1**

Unit Cost **$7000.00**

Priority
36

		LEFT	RIGHT
Width of Ramp / Pad	(in)	N/A	N/A
Slope of the Ramp / Pad	(%)	N/A	N/A
X Slope of the Ramp / Pad	(%)	N/A	N/A
Stop/Yield Control:	(y/n)	No	
Crosswalks Served:		No X-walk	
Tee Intersection:	(y/n)	Yes	
Vertical Curb:		Vertical	



S Perpendicular

119 Ramp Transition

- *As-Built Description:*
  Flush transition from ramp to gutter not provided.
- *As-is* 0.25"
- *Proposed Solution:*
  Modify elements (ramp, gutter, landing, route) as required to provide flush transition from ramp to gutter.

CBC 2016 **11B-406.5.8**
CBC 2007 **1127B.5.3**
ADAAG **4.7.2**
PROWAG **R304.5.2**

Unit Cost **$2500.00**

Priority
47

Width of Ramp / Pad	(in)	52.0	
Length of Ramp / Pad	(in)	76.0	
Slope of the Ramp / Pad	(%)	7.6	
X Slope of the Ramp / Pad	(%)	1.2	
Top Landing Length	(in)	48.0	
Top Landing Slope	(%)	1.0	
Top Landing X Slope	(%)	1.2	
Left Flare	(%)	8.8	
Right Flare	(%)	7.4	
Gutter Slope	(%)	0.5	
Gutter XSlope	(%)	0.6	
Gutter Lip	(in)	**0.25**	
Truncated Domes	(y/n)	**NO**	
Street Grade (Left / Right)	(%)	0.7	3.7
Stop/Yield Control:	(y/n)	No	
Crosswalks Served:		No X-walk	
Tee Intersection:	(y/n)	Yes	
Vertical Curb:		Vertical	





Total Costs for Curb Ramps at : 4th St and Ventura Ave **$16,000.00**

Total Costs for Curb Ramps along : 4th St **$245,000.00**

Year Completed	Intersection ID	Survey Street	Cross Street
TBD	**108**	**5th St**	**Alameda Ave**

Orientation & ID #	Ramp Type	Existing Access Barrier and Proposed Solution	Codes / Mitigation Info	Measurements

E Perpendicular

472 Gutter

- *As-Built Description:*
  The slope of the gutter area or street at the foot of a curb ramp, blended transition, pedestrian pad, or island cut through exceeds 1:20 (5%) in the direction of the pedestrian crossing.
- *As-is* 10.4%
- *Proposed Solution:*
  Demolish gutter or street area as required and provide 48" x 48" area at foot of curb ramp, blended transition, pedestrian pad, or island cut through with slope no greater than 5%.

CBC 2016 **11B-406.5.8**
CBC 2007 **1127B.5.3**
ADAAG **4.7.2**
ADA-2010 **406.2**
PROWAG **R304.5.4**

Unit Cost **$3000.00**

Priority
65.5





Width of Ramp / Pad	(in)	48.0	
Length of Ramp / Pad	(in)	85.0	
Slope of the Ramp / Pad	(%)	7.5	
X Slope of the Ramp / Pad	(%)	1.4	
Top Landing Length	(in)	48.0	
Top Landing Slope	(%)	0.0	
Top Landing X Slope	(%)	0.1	
Left Flare	(%)	8.8	
Right Flare	(%)	7.1	
Gutter Slope	(%)	**10.4**	
Gutter XSlope	(%)	**2.7**	
Gutter Lip	(in)	**0.5**	
Truncated Domes	(y/n)	**NO**	
Street Grade (Left / Right)	(%)	2.9	0.6
Stop/Yield Control:	(y/n)	No	
Within Crosswalk	(y/n)	Faded	
Crosswalks Served:		1 X-walk	
Tee Intersection:	(y/n)	No	
Vertical Curb:		Vertical	

N Perpendicular

473 Ramp Slope

- *As-Built Description:*
  Running slope of existing perpendicular curb ramp is less than 5% or greater than 8.3%.
- *As-is* 8.5%
- *Proposed Solution:*
  Demolish existing and provide new, perpendicular curb ramp, including detectable warning surfaces, and top and bottom landings as required.

CBC 2016 **11B-406.2.1**
CBC 2007 **1127B.5.3**
ADAAG **4.7.2; 4.8.2**
ADA-2010 **405.2**
PROWAG **R304.2.2**

Unit Cost **$6500.00**

Priority
64.5





Width of Ramp / Pad	(in)	48.0	
Length of Ramp / Pad	(in)	83.5	
Slope of the Ramp / Pad	(%)	**8.5**	
X Slope of the Ramp / Pad	(%)	1.7	
Top Landing Length	(in)	48.0	
Top Landing Slope	(%)	0.8	
Top Landing X Slope	(%)	0.3	
Left Flare	(%)	9.5	
Right Flare	(%)	8.4	
Gutter Slope	(%)	**13.2**	
Gutter XSlope	(%)	0.9	
Gutter Lip	(in)	0.0	
Truncated Domes	(y/n)	**NO**	
Street Grade (Left / Right)	(%)	1.7	0.5
Stop/Yield Control:	(y/n)	No	
Within Crosswalk	(y/n)	Faded	
Crosswalks Served:		1 X-walk	
Tee Intersection:	(y/n)	No	
Vertical Curb:		Vertical	

S Perpendicular

471 Ramp Landing

- *As-Built Description:*

Cross slope at top landing of existing perpendicular curb ramp exceeds 2%.

- *As-is* 2.5%
- *Proposed Solution:*

Demolish existing and provide new, perpendicular curb ramp, including detectable warning surfaces, and top and bottom landings as required.

CBC 2016 **11B-406.5.3**
CBC 2007 **1127B.5.4**
ADAAG **4.8.4; 4.8.6**
ADA-2010 **405.7**
PROWAG **R304.5.3**

Unit Cost **$3250.00**

Priority
73

Width of Ramp / Pad	(in)	48.0
Length of Ramp / Pad	(in)	87.0
Slope of the Ramp / Pad	(%)	5.5
X Slope of the Ramp / Pad	(%)	0.6
Top Landing Length	(in)	48.0
Top Landing Slope	(%)	1.7
Top Landing X Slope	(%)	**2.5**
Left Flare	(%)	7.8
Right Flare	(%)	4.0
Gutter Slope	(%)	**7.3**
Gutter XSlope	(%)	0.2
Gutter Lip	(in)	**0.5**
Truncated Domes	(y/n)	**NO**
Street Grade (Left / Right)	(%)	0.5 0.2
Stop/Yield Control:	(y/n)	Yes-Stop Sign
Within Crosswalk	(y/n)	YES
Crosswalks Served:		1 X-walk
Tee Intersection:	(y/n)	No
Vertical Curb:		Vertical





W Perpendicular

474 Gutter

- *As-Built Description:*

The slope of the gutter area or street at the foot of a curb ramp, blended transition, pedestrian pad, or island cut through exceeds 1:20 (5%) in the direction of the pedestrian crossing.

- *As-is* 8.8%
- *Proposed Solution:*

Demolish gutter or street area as required and provide 48" x 48" area at foot of curb ramp, blended transition, pedestrian pad, or island cut through with slope no greater than 5%.

CBC 2016 **11B-406.5.8**
CBC 2007 **1127B.5.3**
ADAAG **4.7.2**
ADA-2010 **406.2**
PROWAG **R304.5.4**

Unit Cost **$3000.00**

Priority
60.5

Width of Ramp / Pad	(in)	48.0
Length of Ramp / Pad	(in)	81.0
Slope of the Ramp / Pad	(%)	8.2
X Slope of the Ramp / Pad	(%)	1.8
Top Landing Length	(in)	48.0
Top Landing Slope	(%)	1.4
Top Landing X Slope	(%)	1.6
Left Flare	(%)	6.3
Right Flare	(%)	9.9
Gutter Slope	(%)	**8.8**
Gutter XSlope	(%)	1.8
Gutter Lip	(in)	**0.5**
Truncated Domes	(y/n)	**NO**
Street Grade (Left / Right)	(%)	1.2 0.2
Stop/Yield Control:	(y/n)	No
Within Crosswalk	(y/n)	YES
Crosswalks Served:		1 X-walk
Tee Intersection:	(y/n)	No
Vertical Curb:		Vertical





Total Costs for Curb Ramps at : 5th St and Alameda Ave **$15,750.00**

E Perpendicular

467 Ramp Slope

- *As-Built Description:*

Running slope of existing perpendicular curb ramp is less than 5% or greater than 8.3%.

- *As-is* 10.6%
- *Proposed Solution:*

Demolish existing and provide new, perpendicular curb ramp, including detectable warning surfaces, and top and bottom landings as required.

CBC 2016 **11B-406.2.1**
CBC 2007 **1127B.5.3**
ADAAG **4.7.2; 4.8.2**
ADA-2010 **405.2**
PROWAG **R304.2.2**

Unit Cost **$6500.00**

Priority
63

Width of Ramp / Pad	(in)	48.0
Length of Ramp / Pad	(in)	84.0
Slope of the Ramp / Pad	(%)	**10.6**
X Slope of the Ramp / Pad	(%)	0.7
Top Landing Length	(in)	48.0
Top Landing Slope	(%)	**3.8**
Top Landing X Slope	(%)	1.6
Left Flare	(%)	**13.5**
Right Flare	(%)	9.9
Gutter Slope	(%)	**10.7**
Gutter XSlope	(%)	1.3
Gutter Lip	(in)	**0.5**
Truncated Domes	(y/n)	**NO**
Street Grade (Left / Right)	(%)	1.8 0.4
Stop/Yield Control:	(y/n)	No
Within Crosswalk	(y/n)	Faded
Crosswalks Served:		1 X-walk
Tee Intersection:	(y/n)	No
Vertical Curb:		Vertical





N Perpendicular

470 Gutter

- *As-Built Description:*

The slope of the gutter area or street at the foot of a curb ramp, blended transition, pedestrian pad, or island cut through exceeds 1:20 (5%) in the direction of the pedestrian crossing.

- *As-is* 7.1%
- *Proposed Solution:*

Demolish gutter or street area as required and provide 48" x 48" area at foot of curb ramp, blended transition, pedestrian pad, or island cut through with slope no greater than 5%.

CBC 2016 **11B-406.5.8**
CBC 2007 **1127B.5.3**
ADAAG **4.7.2**
ADA-2010 **406.2**
PROWAG **R304.5.4**

Unit Cost **$3000.00**

Priority
54.5

Width of Ramp / Pad	(in)	48.0
Length of Ramp / Pad	(in)	81.5
Slope of the Ramp / Pad	(%)	6.9
X Slope of the Ramp / Pad	(%)	0.2
Top Landing Length	(in)	48.0
Top Landing Slope	(%)	1.1
Top Landing X Slope	(%)	0.1
Left Flare	(%)	5.2
Right Flare	(%)	8.7
Gutter Slope	(%)	**7.1**
Gutter XSlope	(%)	1.7
Gutter Lip	(in)	**0.25**
Truncated Domes	(y/n)	**NO**
Street Grade (Left / Right)	(%)	1.5 1.1
Stop/Yield Control:	(y/n)	Yes-Stop Sign
Within Crosswalk	(y/n)	Faded
Crosswalks Served:		1 X-walk
Tee Intersection:	(y/n)	No
Vertical Curb:		Vertical





S Perpendicular

468 Ramp Slope

- *As-Built Description:*

Running slope of existing perpendicular curb ramp is less than 5% or greater than 8.3%.

- *As-is* 9.2%
- *Proposed Solution:*

Demolish existing and provide new, perpendicular curb ramp, including detectable warning surfaces, and top and bottom landings as required.

CBC 2016 **11B-406.2.1**
CBC 2007 **1127B.5.3**
ADAAG **4.7.2; 4.8.2**
ADA-2010 **405.2**
PROWAG **R304.2.2**

Unit Cost **$6500.00**

Priority
74

Width of Ramp / Pad	(in)	48.0
Length of Ramp / Pad	(in)	86.0
Slope of the Ramp / Pad	(%)	**9.2**
X Slope of the Ramp / Pad	(%)	**2.2**
Top Landing Length	(in)	48.0
Top Landing Slope	(%)	1.1
Top Landing X Slope	(%)	0.3
Left Flare	(%)	8.9
Right Flare	(%)	8.6
Gutter Slope	(%)	**10.3**
Gutter XSlope	(%)	0.1
Gutter Lip	(in)	**0.5**
Truncated Domes	(y/n)	**NO**
Street Grade (Left / Right)	(%)	2.1 0.3
Stop/Yield Control:	(y/n)	Yes-Stop Sign
Within Crosswalk	(y/n)	Faded
Crosswalks Served:		1 X-walk
Tee Intersection:	(y/n)	No
Vertical Curb:		Vertical





W Perpendicular

469 Gutter

- *As-Built Description:*

The slope of the gutter area or street at the foot of a curb ramp, blended transition, pedestrian pad, or island cut through exceeds 1:20 (5%) in the direction of the pedestrian crossing.

- *As-is* 10.4%
- *Proposed Solution:*

Demolish gutter or street area as required and provide 48" x 48" area at foot of curb ramp, blended transition, pedestrian pad, or island cut through with slope no greater than 5%.

CBC 2016 **11B-406.5.8**
CBC 2007 **1127B.5.3**
ADAAG **4.7.2**
ADA-2010 **406.2**
PROWAG **R304.5.4**

Unit Cost **$3000.00**

Priority
78.5

Width of Ramp / Pad	(in)	48.0
Length of Ramp / Pad	(in)	84.5
Slope of the Ramp / Pad	(%)	8.2
X Slope of the Ramp / Pad	(%)	1.1
Top Landing Length	(in)	48.0
Top Landing Slope	(%)	0.1
Top Landing X Slope	(%)	1.1
Left Flare	(%)	**10.2**
Right Flare	(%)	6.0
Gutter Slope	(%)	**10.4**
Gutter XSlope	(%)	**5.0**
Gutter Lip	(in)	**0.25**
Truncated Domes	(y/n)	**NO**
Street Grade (Left / Right)	(%)	0.2 4.0
Stop/Yield Control:	(y/n)	No
Within Crosswalk	(y/n)	Faded
Crosswalks Served:		1 X-walk
Tee Intersection:	(y/n)	No
Vertical Curb:		Vertical





Total Costs for Curb Ramps at : 5th St and Colusa Ave **$19,000.00**

E Perpendicular

475 Ramp Slope

- *As-Built Description:*

Running slope of existing perpendicular curb ramp is less than 5% or greater than 8.3%.

- *As-is* 10.1%
- *Proposed Solution:*

Demolish existing and provide new, perpendicular curb ramp, including detectable warning surfaces, and top and bottom landings as required.

CBC 2016 **11B-406.2.1**
CBC 2007 **1127B.5.3**
ADAAG **4.7.2; 4.8.2**
ADA-2010 **405.2**
PROWAG **R304.2.2**

Unit Cost **$6500.00**

Priority
94.5

Width of Ramp / Pad	(in)	48.0
Length of Ramp / Pad	(in)	94.0
Slope of the Ramp / Pad	(%)	**10.1**
X Slope of the Ramp / Pad	(%)	**3.1**
Top Landing Length	(in)	48.0
Top Landing Slope	(%)	**4.6**
Top Landing X Slope	(%)	**2.6**
Left Flare	(%)	**10.8**
Right Flare	(%)	6.8
Gutter Slope	(%)	**13.7**
Gutter XSlope	(%)	1.1
Gutter Lip	(in)	**0.5**
Truncated Domes	(y/n)	**NO**
Street Grade (Left / Right)	(%)	1.9 2.5
Stop/Yield Control:	(y/n)	No
Within Crosswalk	(y/n)	YES
Crosswalks Served:		1 X-walk
Tee Intersection:	(y/n)	No
Vertical Curb:		Vertical





N Perpendicular

478 Gutter

- *As-Built Description:*

The slope of the gutter area or street at the foot of a curb ramp, blended transition, pedestrian pad, or island cut through exceeds 1:20 (5%) in the direction of the pedestrian crossing.

- *As-is* 6.0%
- *Proposed Solution:*

Demolish gutter or street area as required and provide 48" x 48" area at foot of curb ramp, blended transition, pedestrian pad, or island cut through with slope no greater than 5%.

CBC 2016 **11B-406.5.8**
CBC 2007 **1127B.5.3**
ADAAG **4.7.2**
ADA-2010 **406.2**
PROWAG **R304.5.4**

Unit Cost **$3000.00**

Priority
68

Width of Ramp / Pad	(in)	48.0
Length of Ramp / Pad	(in)	81.5
Slope of the Ramp / Pad	(%)	7.1
X Slope of the Ramp / Pad	(%)	0.6
Top Landing Length	(in)	48.0
Top Landing Slope	(%)	0.8
Top Landing X Slope	(%)	0.2
Left Flare	(%)	7.7
Right Flare	(%)	7.6
Gutter Slope	(%)	**6.0**
Gutter XSlope	(%)	1.3
Gutter Lip	(in)	**0.5**
Truncated Domes	(y/n)	**NO**
Street Grade (Left / Right)	(%)	2.6 1.6
Stop/Yield Control:	(y/n)	Yes-Stop Sign
Within Crosswalk	(y/n)	YES
Crosswalks Served:		1 X-walk
Tee Intersection:	(y/n)	No
Vertical Curb:		Vertical





S Perpendicular

476 Gutter

- *As-Built Description:*

The slope of the gutter area or street at the foot of a curb ramp, blended transition, pedestrian pad, or island cut through exceeds 1:20 (5%) in the direction of the pedestrian crossing.

- *As-is* 12.6%
- *Proposed Solution:*

Demolish gutter or street area as required and provide 48" x 48" area at foot of curb ramp, blended transition, pedestrian pad, or island cut through with slope no greater than 5%.

CBC 2016 **11B-406.5.8**
CBC 2007 **1127B.5.3**
ADAAG **4.7.2**
ADA-2010 **406.2**
PROWAG **R304.5.4**

Unit Cost **$3000.00**

Priority
63

Width of Ramp / Pad	(in)	48.0
Length of Ramp / Pad	(in)	80.0
Slope of the Ramp / Pad	(%)	6.5
X Slope of the Ramp / Pad	(%)	1.7
Top Landing Length	(in)	48.0
Top Landing Slope	(%)	0.1
Top Landing X Slope	(%)	1.1
Left Flare	(%)	7.8
Right Flare	(%)	9.9
Gutter Slope	(%)	**12.6**
Gutter XSlope	(%)	1.4
Gutter Lip	(in)	**0.5**
Truncated Domes	(y/n)	**NO**
Street Grade (Left / Right)	(%)	3.0 1.2
Stop/Yield Control:	(y/n)	Yes-Stop Sign
Within Crosswalk	(y/n)	Faded
Crosswalks Served:		1 X-walk
Tee Intersection:	(y/n)	No
Vertical Curb:		Vertical





W Perpendicular

477 Gutter

- *As-Built Description:*

The slope of the gutter area or street at the foot of a curb ramp, blended transition, pedestrian pad, or island cut through exceeds 1:20 (5%) in the direction of the pedestrian crossing.

- *As-is* 9.5%
- *Proposed Solution:*

Demolish gutter or street area as required and provide 48" x 48" area at foot of curb ramp, blended transition, pedestrian pad, or island cut through with slope no greater than 5%.

CBC 2016 **11B-406.5.8**
CBC 2007 **1127B.5.3**
ADAAG **4.7.2**
ADA-2010 **406.2**
PROWAG **R304.5.4**

Unit Cost **$3000.00**

Priority
73

Width of Ramp / Pad	(in)	48.0
Length of Ramp / Pad	(in)	82.0
Slope of the Ramp / Pad	(%)	6.0
X Slope of the Ramp / Pad	(%)	0.1
Top Landing Length	(in)	48.0
Top Landing Slope	(%)	1.2
Top Landing X Slope	(%)	1.2
Left Flare	(%)	8.2
Right Flare	(%)	8.2
Gutter Slope	(%)	**9.5**
Gutter XSlope	(%)	0.7
Gutter Lip	(in)	**0.5**
Truncated Domes	(y/n)	**NO**
Street Grade (Left / Right)	(%)	0.3 0.3
Stop/Yield Control:	(y/n)	No
Within Crosswalk	(y/n)	Faded
Crosswalks Served:		1 X-walk
Tee Intersection:	(y/n)	No
Vertical Curb:		Vertical





Total Costs for Curb Ramps at : 5th St and Humboldt Ave **$15,500.00**

E Perpendicular

149 Ramp Landing

- *As-Built Description:*

Running slope at top landing of existing perpendicular curb ramp exceeds the 1:48 (2%) maximum.

- *As-is* 4.3%
- *Proposed Solution:*

Demolish existing and provide new, perpendicular curb ramp, including detectable warning surfaces, and top and bottom landings as required.

CBC 2016 **11B-406.5.3**
CBC 2007 **1127B.5.4**
ADAAG **4.8.4; 4.8.6**
PROWAG **R304.2.2**

Unit Cost **$6500.00**

Priority
77.5





Width of Ramp / Pad	(in)	48.0
Length of Ramp / Pad	(in)	82.0
Slope of the Ramp / Pad	(%)	7.8
X Slope of the Ramp / Pad	(%)	1.5
Top Landing Length	(in)	48.0
Top Landing Slope	(%)	**4.3**
Top Landing X Slope	(%)	0.1
Left Flare	(%)	8.8
Right Flare	(%)	7.8
Gutter Slope	(%)	**8.8**
Gutter XSlope	(%)	0.7
Gutter Lip	(in)	**0.5**
Truncated Domes	(y/n)	**NO**
Street Grade (Left / Right)	(%)	2.4 2.6
Stop/Yield Control:	(y/n)	No
Within Crosswalk	(y/n)	YES
Crosswalks Served:		1 X-walk
Tee Intersection:	(y/n)	No
Vertical Curb:		Vertical

N Perpendicular

148 Ramp Landing

- *As-Built Description:*

Running slope at top landing of existing perpendicular curb ramp exceeds the 1:48 (2%) maximum.

- *As-is* 3.9%
- *Proposed Solution:*

Demolish existing and provide new, perpendicular curb ramp, including detectable warning surfaces, and top and bottom landings as required.

CBC 2016 **11B-406.5.3**
CBC 2007 **1127B.5.4**
ADAAG **4.8.4; 4.8.6**
PROWAG **R304.2.2**

Unit Cost **$6500.00**

Priority
80





Width of Ramp / Pad	(in)	48.5
Length of Ramp / Pad	(in)	110.0
Slope of the Ramp / Pad	(%)	7.7
X Slope of the Ramp / Pad	(%)	2.0
Top Landing Length	(in)	48.0
Top Landing Slope	(%)	**3.9**
Top Landing X Slope	(%)	**2.1**
Left Flare	(%)	7.7
Right Flare	(%)	9.0
Gutter Slope	(%)	**7.3**
Gutter XSlope	(%)	1.8
Gutter Lip	(in)	**0.5**
Truncated Domes	(y/n)	**NO**
Street Grade (Left / Right)	(%)	0.9 0.4
Stop/Yield Control:	(y/n)	Yes-Stop Sign
Within Crosswalk	(y/n)	YES
Crosswalks Served:		1 X-walk
Tee Intersection:	(y/n)	No
Vertical Curb:		Vertical

S Perpendicular

150 Ramp Transition

- *As-Built Description:*

Flush transition from ramp to gutter not provided.

- *As-is* 0.5"
- *Proposed Solution:*

Modify elements (ramp, gutter, landing, route) as required to provide flush transition from ramp to gutter.

CBC 2016 **11B-406.5.8**
CBC 2007 **1127B.5.3**
ADAAG **4.7.2**
PROWAG **R304.5.2**

Unit Cost **$2500.00**

Priority
65





Width of Ramp / Pad	(in)	48.0
Length of Ramp / Pad	(in)	78.0
Slope of the Ramp / Pad	(%)	7.0
X Slope of the Ramp / Pad	(%)	0.1
Top Landing Length	(in)	48.0
Top Landing Slope	(%)	0.6
Top Landing X Slope	(%)	0.9
Left Flare	(%)	9.2
Right Flare	(%)	6.3
Gutter Slope	(%)	2.4
Gutter XSlope	(%)	0.7
Gutter Lip	(in)	**0.5**
Truncated Domes	(y/n)	YES
Dome Setback	(in)	6.0
Street Grade (Left / Right)	(%)	1.3 0.5
Stop/Yield Control:	(y/n)	Yes-Stop Sign
Within Crosswalk	(y/n)	YES
Crosswalks Served:		1 X-walk
Tee Intersection:	(y/n)	No
Vertical Curb:		Vertical

W Perpendicular

147 Gutter

- *As-Built Description:*

The slope of the gutter area or street at the foot of a curb ramp, blended transition, pedestrian pad, or island cut through exceeds 1:20 (5%) in the direction of the pedestrian crossing.

- *As-is* 5.6%
- *Proposed Solution:*

Demolish gutter or street area as required and provide 48" x 48" area at foot of curb ramp, blended transition, pedestrian pad, or island cut through with slope no greater than 5%.

CBC 2016 **11B-406.5.8**
CBC 2007 **1127B.5.3**
ADAAG **4.7.2**
ADA-2010 **406.2**
PROWAG **R304.5.4**

Unit Cost **$3000.00**

Priority
74





Width of Ramp / Pad	(in)	48.0
Length of Ramp / Pad	(in)	110.5
Slope of the Ramp / Pad	(%)	8.0
X Slope of the Ramp / Pad	(%)	0.6
Top Landing Length	(in)	48.0
Top Landing Slope	(%)	1.5
Top Landing X Slope	(%)	1.1
Left Flare	(%)	9.7
Right Flare	(%)	8.5
Gutter Slope	(%)	**5.6**
Gutter XSlope	(%)	0.1
Gutter Lip	(in)	**0.5**
Truncated Domes	(y/n)	**NO**
Street Grade (Left / Right)	(%)	0.6 1.7
Stop/Yield Control:	(y/n)	No
Within Crosswalk	(y/n)	YES
Crosswalks Served:		1 X-walk
Tee Intersection:	(y/n)	No
Vertical Curb:		Vertical

Total Costs for Curb Ramps at : 5th St and Kings Ave **$18,500.00**

E Perpendicular

142 Gutter

- *As-Built Description:*

The slope of the gutter area or street at the foot of a curb ramp, blended transition, pedestrian pad, or island cut through exceeds 1:20 (5%) in the direction of the pedestrian crossing.

- *As-is* 6.2%
- *Proposed Solution:*

Demolish gutter or street area as required and provide 48" x 48" area at foot of curb ramp, blended transition, pedestrian pad, or island cut through with slope no greater than 5%.

CBC 2016 **11B-406.5.8**
CBC 2007 **1127B.5.3**
ADAAG **4.7.2**
ADA-2010 **406.2**
PROWAG **R304.5.4**

Unit Cost **$3000.00**

Priority
64

Width of Ramp / Pad	(in)	49.0
Length of Ramp / Pad	(in)	76.5
Slope of the Ramp / Pad	(%)	7.7
X Slope of the Ramp / Pad	(%)	0.9
Top Landing Length	(in)	48.0
Top Landing Slope	(%)	1.9
Top Landing X Slope	(%)	0.8
Left Flare	(%)	8.2
Right Flare	(%)	7.3
Gutter Slope	(%)	**6.2**
Gutter XSlope	(%)	1.0
Gutter Lip	(in)	**0.5**
Truncated Domes	(y/n)	**NO**
Street Grade (Left / Right)	(%)	0.2 2.0
Stop/Yield Control:	(y/n)	No
Within Crosswalk	(y/n)	YES
Crosswalks Served:		2 X-walk
Tee Intersection:	(y/n)	No
Vertical Curb:		Vertical





N Perpendicular

141 Gutter

- *As-Built Description:*

The slope of the gutter area or street at the foot of a curb ramp, blended transition, pedestrian pad, or island cut through exceeds 1:20 (5%) in the direction of the pedestrian crossing.

- *As-is* 6.8%
- *Proposed Solution:*

Demolish gutter or street area as required and provide 48" x 48" area at foot of curb ramp, blended transition, pedestrian pad, or island cut through with slope no greater than 5%.

CBC 2016 **11B-406.5.8**
CBC 2007 **1127B.5.3**
ADAAG **4.7.2**
ADA-2010 **406.2**
PROWAG **R304.5.4**

Unit Cost **$3000.00**

Priority
66.5

Width of Ramp / Pad	(in)	48.5
Length of Ramp / Pad	(in)	78.0
Slope of the Ramp / Pad	(%)	6.4
X Slope of the Ramp / Pad	(%)	1.0
Top Landing Length	(in)	48.0
Top Landing Slope	(%)	1.9
Top Landing X Slope	(%)	0.4
Left Flare	(%)	6.4
Right Flare	(%)	8.5
Gutter Slope	(%)	**6.8**
Gutter XSlope	(%)	0.4
Gutter Lip	(in)	**0.5**
Truncated Domes	(y/n)	**NO**
Street Grade (Left / Right)	(%)	2.6 2.3
Stop/Yield Control:	(y/n)	Yes-Stop Sign
Within Crosswalk	(y/n)	YES
Crosswalks Served:		2 X-walk
Tee Intersection:	(y/n)	Yes
Vertical Curb:		Vertical





SW Perpendicular

140 Ramp Slope

- *As-Built Description:*

Running slope of existing perpendicular curb ramp is less than 5% or greater than 8.3%.

- *As-is* 14.0%
- *Proposed Solution:*

Demolish existing and provide new, perpendicular curb ramp, including detectable warning surfaces, and top and bottom landings as required.

CBC 2016 **11B-406.2.1**
CBC 2007 **1127B.5.3**
ADAAG **4.7.2; 4.8.2**
ADA-2010 **405.2**
PROWAG **R304.2.2**

Unit Cost **$6500.00**

Priority
103

Width of Ramp / Pad	(in)	48.0
Length of Ramp / Pad	(in)	72.0
Slope of the Ramp / Pad	(%)	**14.0**
X Slope of the Ramp / Pad	(%)	0.4
Top Landing Length	(in)	48.0
Top Landing Slope	(%)	**3.1**
Top Landing X Slope	(%)	1.1
Left Flare	(%)	**15.0**
Right Flare	(%)	**17.3**
Gutter Slope	(%)	**8.0**
Gutter XSlope	(%)	0.1
Gutter Lip	(in)	**0.5**
Truncated Domes	(y/n)	**NO**
Street Grade (Left / Right)	(%)	1.3 N/A
Stop/Yield Control:	(y/n)	No
Within Crosswalk	(y/n)	YES
Crosswalks Served:		1 X-walk
Tee Intersection:	(y/n)	Yes
Vertical Curb:		Vertical





Total Costs for Curb Ramps at : 5th St and Lake Ave **$12,500.00**

E Perpendicular

138 Ramp Slope

- *As-Built Description:*

Running slope of existing perpendicular curb ramp is less than 5% or greater than 8.3%.

- *As-is* 9.3%
- *Proposed Solution:*

Demolish existing and provide new, perpendicular curb ramp, including detectable warning surfaces, and top and bottom landings as required.

CBC 2016 **11B-406.2.1**
CBC 2007 **1127B.5.3**
ADAAG **4.7.2; 4.8.2**
ADA-2010 **405.2**
PROWAG **R304.2.2**

Unit Cost **$6500.00**

Priority
78

Width of Ramp / Pad	(in)	49.0
Length of Ramp / Pad	(in)	82.5
Slope of the Ramp / Pad	(%)	**9.3**
X Slope of the Ramp / Pad	(%)	0.6
Top Landing Length	(in)	48.0
Top Landing Slope	(%)	**2.3**
Top Landing X Slope	(%)	1.1
Left Flare	(%)	**10.2**
Right Flare	(%)	8.0
Gutter Slope	(%)	**12.5**
Gutter XSlope	(%)	0.9
Gutter Lip	(in)	**0.25**
Truncated Domes	(y/n)	**NO**
Street Grade (Left / Right)	(%)	1.2 0.4
Stop/Yield Control:	(y/n)	No
Within Crosswalk	(y/n)	YES
Crosswalks Served:		2 X-walk
Tee Intersection:	(y/n)	No
Vertical Curb:		Vertical





N Perpendicular

137 Gutter

- *As-Built Description:*

The slope of the gutter area or street at the foot of a curb ramp, blended transition, pedestrian pad, or island cut through exceeds 1:20 (5%) in the direction of the pedestrian crossing.

- *As-is* 12.3%
- *Proposed Solution:*

Demolish gutter or street area as required and provide 48" x 48" area at foot of curb ramp, blended transition, pedestrian pad, or island cut through with slope no greater than 5%.

CBC 2016 **11B-406.5.8**
CBC 2007 **1127B.5.3**
ADAAG **4.7.2**
ADA-2010 **406.2**
PROWAG **R304.5.4**

Unit Cost **$3000.00**

Priority
69

Width of Ramp / Pad	(in)	48.5
Length of Ramp / Pad	(in)	80.5
Slope of the Ramp / Pad	(%)	7.5
X Slope of the Ramp / Pad	(%)	0.2
Top Landing Length	(in)	48.0
Top Landing Slope	(%)	0.0
Top Landing X Slope	(%)	1.1
Left Flare	(%)	6.3
Right Flare	(%)	7.9
Gutter Slope	(%)	**12.3**
Gutter XSlope	(%)	1.1
Gutter Lip	(in)	**0.5**
Truncated Domes	(y/n)	**NO**
Street Grade (Left / Right)	(%)	2.3 1.3
Stop/Yield Control:	(y/n)	Yes-Stop Sign
Crosswalks Served:		No X-walk
Tee Intersection:	(y/n)	No
Vertical Curb:		Vertical





S Perpendicular

139 Ramp Slope

- *As-Built Description:*

Running slope of existing perpendicular curb ramp is less than 5% or greater than 8.3%.

- *As-is* 8.9%
- *Proposed Solution:*

Demolish existing and provide new, perpendicular curb ramp, including detectable warning surfaces, and top and bottom landings as required.

CBC 2016 **11B-406.2.1**
CBC 2007 **1127B.5.3**
ADAAG **4.7.2; 4.8.2**
ADA-2010 **405.2**
PROWAG **R304.2.2**

Unit Cost **$6500.00**

Priority
80.5

Width of Ramp / Pad	(in)	49.5
Length of Ramp / Pad	(in)	68.5
Slope of the Ramp / Pad	(%)	**8.9**
X Slope of the Ramp / Pad	(%)	**2.6**
Top Landing Length	(in)	48.0
Top Landing Slope	(%)	**3.0**
Top Landing X Slope	(%)	1.8
Left Flare	(%)	9.9
Right Flare	(%)	6.3
Gutter Slope	(%)	**8.5**
Gutter XSlope	(%)	0.3
Gutter Lip	(in)	**0.5**
Truncated Domes	(y/n)	**NO**
Street Grade (Left / Right)	(%)	2.3 0.8
Stop/Yield Control:	(y/n)	Yes-Stop Sign
Within Crosswalk	(y/n)	YES
Crosswalks Served:		2 X-walk
Tee Intersection:	(y/n)	No
Vertical Curb:		Vertical





W Perpendicular

136 Gutter

- *As-Built Description:*

The slope of the gutter area or street at the foot of a curb ramp, blended transition, pedestrian pad, or island cut through exceeds 1:20 (5%) in the direction of the pedestrian crossing.

- *As-is* 9.0%
- *Proposed Solution:*

Demolish gutter or street area as required and provide 48" x 48" area at foot of curb ramp, blended transition, pedestrian pad, or island cut through with slope no greater than 5%.

CBC 2016 **11B-406.5.8**
CBC 2007 **1127B.5.3**
ADAAG **4.7.2**
ADA-2010 **406.2**
PROWAG **R304.5.4**

Unit Cost **$3000.00**

Priority
73

Width of Ramp / Pad	(in)	48.0
Length of Ramp / Pad	(in)	78.0
Slope of the Ramp / Pad	(%)	7.6
X Slope of the Ramp / Pad	(%)	0.3
Top Landing Length	(in)	48.0
Top Landing Slope	(%)	0.4
Top Landing X Slope	(%)	0.5
Left Flare	(%)	7.8
Right Flare	(%)	7.3
Gutter Slope	(%)	**9.0**
Gutter XSlope	(%)	0.5
Gutter Lip	(in)	**0.5**
Truncated Domes	(y/n)	**NO**
Street Grade (Left / Right)	(%)	0.9 1.1
Stop/Yield Control:	(y/n)	No
Within Crosswalk	(y/n)	YES
Crosswalks Served:		1 X-walk
Tee Intersection:	(y/n)	No
Vertical Curb:		Vertical





Total Costs for Curb Ramps at : 5th St *and* Monterey Ave **$19,000.00**

E Perpendicular

479 Gutter

- *As-Built Description:*

The slope of the gutter area or street at the foot of a curb ramp, blended transition, pedestrian pad, or island cut through exceeds 1:20 (5%) in the direction of the pedestrian crossing.

- *As-is* 11.8%
- *Proposed Solution:*

Demolish gutter or street area as required and provide 48" x 48" area at foot of curb ramp, blended transition, pedestrian pad, or island cut through with slope no greater than 5%.

CBC 2016 **11B-406.5.8**
CBC 2007 **1127B.5.3**
ADAAG **4.7.2**
ADA-2010 **406.2**
PROWAG **R304.5.4**

Unit Cost **$3000.00**

Priority
73

Width of Ramp / Pad	(in)	48.0
Length of Ramp / Pad	(in)	81.0
Slope of the Ramp / Pad	(%)	7.6
X Slope of the Ramp / Pad	(%)	1.1
Top Landing Length	(in)	48.0
Top Landing Slope	(%)	0.6
Top Landing X Slope	(%)	1.5
Left Flare	(%)	9.3
Right Flare	(%)	8.2
Gutter Slope	(%)	**11.8**
Gutter XSlope	(%)	0.8
Gutter Lip	(in)	**0.5**
Truncated Domes	(y/n)	**NO**
Street Grade (Left / Right)	(%)	0.2 3.1
Stop/Yield Control:	(y/n)	No
Within Crosswalk	(y/n)	YES
Crosswalks Served:		1 X-walk
Tee Intersection:	(y/n)	No
Vertical Curb:		Vertical





N Perpendicular

482 Ramp Landing

- *As-Built Description:*

Running slope at top landing of existing perpendicular curb ramp exceeds the 1:48 (2%) maximum.

- *As-is* 2.1%
- *Proposed Solution:*

Demolish existing and provide new, perpendicular curb ramp, including detectable warning surfaces, and top and bottom landings as required.

CBC 2016 **11B-406.5.3**
CBC 2007 **1127B.5.4**
ADAAG **4.8.4; 4.8.6**
PROWAG **R304.2.2**

Unit Cost **$6500.00**

Priority

75.5





Width of Ramp / Pad	(in)	48.0
Length of Ramp / Pad	(in)	80.0
Slope of the Ramp / Pad	(%)	8.3
X Slope of the Ramp / Pad	(%)	1.3
Top Landing Length	(in)	48.0
Top Landing Slope	(%)	**2.1**
Top Landing X Slope	(%)	0.3
Left Flare	(%)	7.9
Right Flare	(%)	8.4
Gutter Slope	(%)	**15.7**
Gutter XSlope	(%)	0.5
Gutter Lip	(in)	**0.5**
Truncated Domes	(y/n)	**NO**
Street Grade (Left / Right)	(%)	1.6 0.4
Stop/Yield Control:	(y/n)	Yes-Stop Sign
Within Crosswalk	(y/n)	YES
Crosswalks Served:		1 X-walk
Tee Intersection:	(y/n)	No
Vertical Curb:		Vertical

S Perpendicular

480 Ramp Slope

- *As-Built Description:*

Running slope of existing perpendicular curb ramp is less than 5% or greater than 8.3%.

- *As-is* 8.4%
- *Proposed Solution:*

Demolish existing and provide new, perpendicular curb ramp, including detectable warning surfaces, and top and bottom landings as required.

CBC 2016 **11B-406.2.1**
CBC 2007 **1127B.5.3**
ADAAG **4.7.2; 4.8.2**
ADA-2010 **405.2**
PROWAG **R304.2.2**

Unit Cost **$6500.00**

Priority

75.5





Width of Ramp / Pad	(in)	48.0
Length of Ramp / Pad	(in)	80.0
Slope of the Ramp / Pad	(%)	**8.4**
X Slope of the Ramp / Pad	(%)	0.6
Top Landing Length	(in)	48.0
Top Landing Slope	(%)	0.9
Top Landing X Slope	(%)	0.7
Left Flare	(%)	8.2
Right Flare	(%)	6.5
Gutter Slope	(%)	**10.4**
Gutter XSlope	(%)	0.7
Gutter Lip	(in)	**0.5**
Truncated Domes	(y/n)	**NO**
Street Grade (Left / Right)	(%)	0.3 1.5
Stop/Yield Control:	(y/n)	Yes-Stop Sign
Within Crosswalk	(y/n)	YES
Crosswalks Served:		1 X-walk
Tee Intersection:	(y/n)	No
Vertical Curb:		Vertical

W Perpendicular

481 Gutter

- *As-Built Description:*

The slope of the gutter area or street at the foot of a curb ramp, blended transition, pedestrian pad, or island cut through exceeds 1:20 (5%) in the direction of the pedestrian crossing.

- *As-is* 13.2%
- *Proposed Solution:*

Demolish gutter or street area as required and provide 48" x 48" area at foot of curb ramp, blended transition, pedestrian pad, or island cut through with slope no greater than 5%.

CBC 2016 **11B-406.5.8**
CBC 2007 **1127B.5.3**
ADAAG **4.7.2**
ADA-2010 **406.2**
PROWAG **R304.5.4**

Unit Cost **$3000.00**

Priority
73

Width of Ramp / Pad	(in)	48.0	
Length of Ramp / Pad	(in)	81.5	
Slope of the Ramp / Pad	(%)	6.3	
X Slope of the Ramp / Pad	(%)	1.1	
Top Landing Length	(in)	48.0	
Top Landing Slope	(%)	1.3	
Top Landing X Slope	(%)	1.5	
Left Flare	(%)	6.3	
Right Flare	(%)	8.2	
Gutter Slope	(%)	**13.2**	
Gutter XSlope	(%)	1.4	
Gutter Lip	(in)	**0.25**	
Truncated Domes	(y/n)	**NO**	
Street Grade (Left / Right)	(%)	2.2	2.0
Stop/Yield Control:	(y/n)	No	
Within Crosswalk	(y/n)	YES	
Crosswalks Served:		1 X-walk	
Tee Intersection:	(y/n)	No	
Vertical Curb:		Vertical	





Total Costs for Curb Ramps at : 5th St *and* Orange Ave **$19,000.00**

E Perpendicular

145 Gutter

- *As-Built Description:*

The slope of the gutter area or street at the foot of a curb ramp, blended transition, pedestrian pad, or island cut through exceeds 1:20 (5%) in the direction of the pedestrian crossing.

- *As-is* 8.7%
- *Proposed Solution:*

Demolish gutter or street area as required and provide 48" x 48" area at foot of curb ramp, blended transition, pedestrian pad, or island cut through with slope no greater than 5%.

CBC 2016 **11B-406.5.8**
CBC 2007 **1127B.5.3**
ADAAG **4.7.2**
ADA-2010 **406.2**
PROWAG **R304.5.4**

Unit Cost **$3000.00**

Priority
72.5

Width of Ramp / Pad	(in)	49.5	
Length of Ramp / Pad	(in)	83.0	
Slope of the Ramp / Pad	(%)	6.7	
X Slope of the Ramp / Pad	(%)	0.4	
Top Landing Length	(in)	48.0	
Top Landing Slope	(%)	1.2	
Top Landing X Slope	(%)	1.2	
Left Flare	(%)	9.3	
Right Flare	(%)	5.2	
Gutter Slope	(%)	**8.7**	
Gutter XSlope	(%)	0.9	
Gutter Lip	(in)	**0.5**	
Truncated Domes	(y/n)	**NO**	
Street Grade (Left / Right)	(%)	1.1	3.8
Stop/Yield Control:	(y/n)	No	
Within Crosswalk	(y/n)	YES	
Crosswalks Served:		1 X-walk	
Tee Intersection:	(y/n)	No	
Vertical Curb:		Vertical	





N Perpendicular

144 Ramp Landing

- *As-Built Description:*

Running slope at top landing of existing perpendicular curb ramp exceeds the 1:48 (2%) maximum.

- *As-is* 3.1%
- *Proposed Solution:*

Demolish existing and provide new, perpendicular curb ramp, including detectable warning surfaces, and top and bottom landings as required.

CBC 2016 **11B-406.5.3**
CBC 2007 **1127B.5.4**
ADAAG **4.8.4; 4.8.6**
PROWAG **R304.2.2**

Unit Cost **$6500.00**

Priority
80

Width of Ramp / Pad	(in)	48.0
Length of Ramp / Pad	(in)	78.5
Slope of the Ramp / Pad	(%)	6.4
X Slope of the Ramp / Pad	(%)	0.3
Top Landing Length	(in)	48.0
Top Landing Slope	(%)	**3.1**
Top Landing X Slope	(%)	0.7
Left Flare	(%)	7.2
Right Flare	(%)	9.3
Gutter Slope	(%)	**11.2**
Gutter XSlope	(%)	0.9
Gutter Lip	(in)	**0.5**
Truncated Domes	(y/n)	**NO**
Street Grade (Left / Right)	(%)	2.6 2.7
Stop/Yield Control:	(y/n)	Yes-Stop Sign
Within Crosswalk	(y/n)	YES
Crosswalks Served:		2 X-walk
Tee Intersection:	(y/n)	No
Vertical Curb:		Vertical





S Perpendicular

146 Ramp Slope

- *As-Built Description:*

Running slope of existing perpendicular curb ramp is less than 5% or greater than 8.3%.

- *As-is* 9.3%
- *Proposed Solution:*

Demolish existing and provide new, perpendicular curb ramp, including detectable warning surfaces, and top and bottom landings as required.

CBC 2016 **11B-406.2.1**
CBC 2007 **1127B.5.3**
ADAAG **4.7.2; 4.8.2**
ADA-2010 **405.2**
PROWAG **R304.2.2**

Unit Cost **$6500.00**

Priority
84

Width of Ramp / Pad	(in)	48.5
Length of Ramp / Pad	(in)	85.0
Slope of the Ramp / Pad	(%)	**9.3**
X Slope of the Ramp / Pad	(%)	0.4
Top Landing Length	(in)	48.0
Top Landing Slope	(%)	**4.3**
Top Landing X Slope	(%)	1.3
Left Flare	(%)	8.4
Right Flare	(%)	9.1
Gutter Slope	(%)	**8.5**
Gutter XSlope	(%)	0.4
Gutter Lip	(in)	**0.25**
Truncated Domes	(y/n)	**NO**
Street Grade (Left / Right)	(%)	2.6 0.2
Stop/Yield Control:	(y/n)	Yes-Stop Sign
Within Crosswalk	(y/n)	YES
Crosswalks Served:		2 X-walk
Tee Intersection:	(y/n)	No
Vertical Curb:		Vertical





W Perpendicular

143 Gutter

- *As-Built Description:*

The slope of the gutter area or street at the foot of a curb ramp, blended transition, pedestrian pad, or island cut through exceeds 1:20 (5%) in the direction of the pedestrian crossing.

- *As-is* 6.8%
- *Proposed Solution:*

Demolish gutter or street area as required and provide 48" x 48" area at foot of curb ramp, blended transition, pedestrian pad, or island cut through with slope no greater than 5%.

CBC 2016 **11B-406.5.8**
CBC 2007 **1127B.5.3**
ADAAG **4.7.2**
ADA-2010 **406.2**
PROWAG **R304.5.4**

Unit Cost **$3000.00**

Priority
76.5

Width of Ramp / Pad	(in)	49.0
Length of Ramp / Pad	(in)	78.0
Slope of the Ramp / Pad	(%)	7.4
X Slope of the Ramp / Pad	(%)	1.3
Top Landing Length	(in)	48.0
Top Landing Slope	(%)	1.1
Top Landing X Slope	(%)	0.4
Left Flare	(%)	9.1
Right Flare	(%)	8.5
Gutter Slope	(%)	**6.8**
Gutter XSlope	(%)	0.1
Gutter Lip	(in)	**0.5**
Truncated Domes	(y/n)	**NO**
Street Grade (Left / Right)	(%)	2.2 0.9
Stop/Yield Control:	(y/n)	No
Within Crosswalk	(y/n)	YES
Crosswalks Served:		2 X-walk
Tee Intersection:	(y/n)	No
Vertical Curb:		Vertical





Total Costs for Curb Ramps at : 5th St *and* Riverside Ave **$19,000.00**

E Perpendicular

40 Ramp Slope

- *As-Built Description:*

Running slope of existing perpendicular curb ramp is less than 5% or greater than 8.3%.

- *As-is* 12.4%
- *Proposed Solution:*

Demolish existing and provide new, perpendicular curb ramp, including detectable warning surfaces, and top and bottom landings as required.

CBC 2016 **11B-406.2.1**
CBC 2007 **1127B.5.3**
ADAAG **4.7.2; 4.8.2**
ADA-2010 **405.2**
PROWAG **R304.2.2**

Unit Cost **$6500.00**

Priority
108.5

Width of Ramp / Pad	(in)	55.0
Length of Ramp / Pad	(in)	72.0
Slope of the Ramp / Pad	(%)	**12.4**
X Slope of the Ramp / Pad	(%)	0.9
Top Landing Length	(in)	48.0
Top Landing Slope	(%)	**4.5**
Top Landing X Slope	(%)	1.2
Left Flare	(%)	**17.1**
Right Flare	(%)	**18.6**
Gutter Slope	(%)	**16.3**
Gutter XSlope	(%)	0.5
Gutter Lip	(in)	**1.25**
Truncated Domes	(y/n)	**NO**
Street Grade (Left / Right)	(%)	2.6 0.3
Stop/Yield Control:	(y/n)	Stop Light
Within Crosswalk	(y/n)	YES
Crosswalks Served:		2 X-walk
Tee Intersection:	(y/n)	No
Vertical Curb:		Vertical





N Perpendicular

39 Ramp Landing

CBC 2016 **11B-406.5.3**
CBC 2007 **1127B.5.4**
ADAAG **4.8.4**
ADA-2010 **405.7**
PROWAG **R304.2.1**

- *As-Built Description:*

Top landing at existing perpendicular curb ramp or blended transition is less than 48" x 48" (60" length x ramp width preferred).

- *As-is* 30.0"
- *Proposed Solution:*

Demolish existing and provide new, parallel curb ramp, including detectable warning surfaces, and top and bottom landings as required.

Unit Cost **$7000.00**

Priority

115.5

Width of Ramp / Pad	(in)	60.0
Length of Ramp / Pad	(in)	82.0
Slope of the Ramp / Pad	(%)	**15.7**
X Slope of the Ramp / Pad	(%)	1.5
Top Landing Length	(in)	**30.0**
Top Landing Slope	(%)	1.8
Top Landing X Slope	(%)	**2.2**
Left Flare	(%)	**21.4**
Right Flare	(%)	**20.3**
Gutter Slope	(%)	0.5
Gutter XSlope	(%)	0.4
Gutter Lip	(in)	0.0
Truncated Domes	(y/n)	**NO**
Street Grade (Left / Right)	(%)	1.1 2.2
Stop/Yield Control:	(y/n)	Stop Light
Within Crosswalk	(y/n)	YES
Crosswalks Served:		2 X-walk
Tee Intersection:	(y/n)	No
Vertical Curb:		Vertical





S Perpendicular

37 Ramp Flare

CBC 2016 **11B-406.2.2**
CBC 2007 **1127B.5.3**
ADAAG **4.7.5**
ADA-2010 **406.3**
PROWAG **R304.2.3**

- *As-Built Description:*

Slope of flare(s) along curb at perpendicular curb ramp exceed(s) 10%.

- *As-is* Left: 12.6% Right: 17.4%
- *Proposed Solution:*

Demolish existing and provide new, perpendicular curb ramp, including detectable warning surfaces, and top and bottom landings as required.

Unit Cost **$6500.00**

Priority

79

Width of Ramp / Pad	(in)	48.0
Length of Ramp / Pad	(in)	64.0
Slope of the Ramp / Pad	(%)	8.2
X Slope of the Ramp / Pad	(%)	0.9
Top Landing Length	(in)	48.0
Top Landing Slope	(%)	2.0
Top Landing X Slope	(%)	0.6
Left Flare	(%)	**12.6**
Right Flare	(%)	**17.4**
Gutter Slope	(%)	4.9
Gutter XSlope	(%)	0.2
Gutter Lip	(in)	**0.25**
Truncated Domes	(y/n)	**NO**
Street Grade (Left / Right)	(%)	2.3 1.8
Stop/Yield Control:	(y/n)	Stop Light
Within Crosswalk	(y/n)	YES
Crosswalks Served:		2 X-walk
Tee Intersection:	(y/n)	No
Vertical Curb:		Vertical





W Perpendicular

38 Ramp Slope

- *As-Built Description:*

Running slope of existing perpendicular curb ramp is less than 5% or greater than 8.3%.

- *As-is* 12.2%
- *Proposed Solution:*

Demolish existing and provide new, perpendicular curb ramp, including detectable warning surfaces, and top and bottom landings as required.

CBC 2016 **11B-406.2.1**
CBC 2007 **1127B.5.3**
ADAAG **4.7.2; 4.8.2**
ADA-2010 **405.2**
PROWAG **R304.2.2**

Unit Cost **$6500.00**

Priority
118.5

Width of Ramp / Pad	(in)	57.0
Length of Ramp / Pad	(in)	66.0
Slope of the Ramp / Pad	(%)	**12.2**
X Slope of the Ramp / Pad	(%)	1.0
Top Landing Length	(in)	48.0
Top Landing Slope	(%)	**2.5**
Top Landing X Slope	(%)	1.7
Left Flare	(%)	**17.4**
Right Flare	(%)	**18.4**
Gutter Slope	(%)	**8.4**
Gutter XSlope	(%)	**2.4**
Gutter Lip	(in)	**1.0**
Truncated Domes	(y/n)	**NO**
Street Grade (Left / Right)	(%)	0.9 1.5
Stop/Yield Control:	(y/n)	Stop Light
Within Crosswalk	(y/n)	YES
Crosswalks Served:		2 X-walk
Tee Intersection:	(y/n)	No
Vertical Curb:		Vertical





Total Costs for Curb Ramps at : 5th St and Robertson Blvd $26,500.00

E Perpendicular

134 Gutter

- *As-Built Description:*

The slope of the gutter area or street at the foot of a curb ramp, blended transition, pedestrian pad, or island cut through exceeds 1:20 (5%) in the direction of the pedestrian crossing.

- *As-is* 9.8%
- *Proposed Solution:*

Demolish gutter or street area as required and provide 48" x 48" area at foot of curb ramp, blended transition, pedestrian pad, or island cut through with slope no greater than 5%.

CBC 2016 **11B-406.5.8**
CBC 2007 **1127B.5.3**
ADAAG **4.7.2**
ADA-2010 **406.2**
PROWAG **R304.5.4**

Unit Cost **$3000.00**

Priority
71.5

Width of Ramp / Pad	(in)	49.0
Length of Ramp / Pad	(in)	92.0
Slope of the Ramp / Pad	(%)	7.9
X Slope of the Ramp / Pad	(%)	1.0
Top Landing Length	(in)	48.0
Top Landing Slope	(%)	1.4
Top Landing X Slope	(%)	1.4
Left Flare	(%)	7.7
Right Flare	(%)	4.9
Gutter Slope	(%)	**9.8**
Gutter XSlope	(%)	**2.7**
Gutter Lip	(in)	**0.5**
Truncated Domes	(y/n)	**NO**
Street Grade (Left / Right)	(%)	3.3 0.4
Stop/Yield Control:	(y/n)	No
Within Crosswalk	(y/n)	YES
Crosswalks Served:		1 X-walk
Tee Intersection:	(y/n)	No
Vertical Curb:		Vertical





N Perpendicular

133 Ramp Slope

- *As-Built Description:*

Running slope of existing perpendicular curb ramp is less than 5% or greater than 8.3%.

- *As-is* 9.5%
- *Proposed Solution:*

Demolish existing and provide new, perpendicular curb ramp, including detectable warning surfaces, and top and bottom landings as required.

CBC 2016 **11B-406.2.1**
CBC 2007 **1127B.5.3**
ADAAG **4.7.2; 4.8.2**
ADA-2010 **405.2**
PROWAG **R304.2.2**

Unit Cost **$6500.00**

Priority

59





Width of Ramp / Pad	(in)	48.5
Length of Ramp / Pad	(in)	96.0
Slope of the Ramp / Pad	(%)	**9.5**
X Slope of the Ramp / Pad	(%)	0.1
Top Landing Length	(in)	48.0
Top Landing Slope	(%)	**2.2**
Top Landing X Slope	(%)	0.0
Left Flare	(%)	5.8
Right Flare	(%)	6.6
Gutter Slope	(%)	**6.1**
Gutter XSlope	(%)	1.0
Gutter Lip	(in)	**0.2**
Truncated Domes	(y/n)	**NO**
Street Grade (Left / Right)	(%)	2.1 0.7
Stop/Yield Control:	(y/n)	Yes-Stop Sign
Within Crosswalk	(y/n)	N/A
Crosswalks Served:		1 X-walk
Tee Intersection:	(y/n)	No
Vertical Curb:		Vertical

S Perpendicular

135 Ramp Landing

- *As-Built Description:*

Running slope at top landing of existing perpendicular curb ramp exceeds the 1:48 (2%) maximum.

- *As-is* 3.2%
- *Proposed Solution:*

Demolish existing and provide new, perpendicular curb ramp, including detectable warning surfaces, and top and bottom landings as required.

CBC 2016 **11B-406.5.3**
CBC 2007 **1127B.5.4**
ADAAG **4.8.4; 4.8.6**
PROWAG **R304.2.2**

Unit Cost **$6500.00**

Priority

82





Width of Ramp / Pad	(in)	48.0
Length of Ramp / Pad	(in)	92.5
Slope of the Ramp / Pad	(%)	8.0
X Slope of the Ramp / Pad	(%)	1.8
Top Landing Length	(in)	48.0
Top Landing Slope	(%)	**3.2**
Top Landing X Slope	(%)	**2.4**
Left Flare	(%)	**10.8**
Right Flare	(%)	5.7
Gutter Slope	(%)	**8.8**
Gutter XSlope	(%)	1.7
Gutter Lip	(in)	**0.5**
Truncated Domes	(y/n)	**NO**
Street Grade (Left / Right)	(%)	3.4 4.6
Stop/Yield Control:	(y/n)	Yes-Stop Sign
Within Crosswalk	(y/n)	YES
Crosswalks Served:		1 X-walk
Tee Intersection:	(y/n)	No
Vertical Curb:		Vertical

W Perpendicular

132 Ramp Transition

- *As-Built Description:*

Flush transition from ramp to gutter not provided.

- *As-is* 0.5"
- *Proposed Solution:*

Modify elements (ramp, gutter, landing, route) as required to provide flush transition from ramp to gutter.

CBC 2016 **11B-406.5.8**
CBC 2007 **1127B.5.3**
ADAAG **4.7.2**
PROWAG **R304.5.2**

Unit Cost **$2500.00**

Priority
63





Width of Ramp / Pad	(in)	48.0	
Length of Ramp / Pad	(in)	99.0	
Slope of the Ramp / Pad	(%)	6.8	
X Slope of the Ramp / Pad	(%)	0.1	
Top Landing Length	(in)	48.0	
Top Landing Slope	(%)	1.9	
Top Landing X Slope	(%)	0.3	
Left Flare	(%)	6.2	
Right Flare	(%)	6.4	
Gutter Slope	(%)	2.9	
Gutter XSlope	(%)	0.8	
Gutter Lip	(in)	**0.5**	
Truncated Domes	(y/n)	**NO**	
Street Grade (Left / Right)	(%)	2.3	0.3
Stop/Yield Control:	(y/n)	No	
Within Crosswalk	(y/n)	YES	
Crosswalks Served:		1 X-walk	
Tee Intersection:	(y/n)	No	
Vertical Curb:		Vertical	

Total Costs for Curb Ramps at : 5th St *and* Sonoma Ave **$18,500.00**

E Perpendicular

483 Ramp Slope

- *As-Built Description:*

Running slope of existing perpendicular curb ramp is less than 5% or greater than 8.3%.

- *As-is* 9.3%
- *Proposed Solution:*

Demolish existing and provide new, perpendicular curb ramp, including detectable warning surfaces, and top and bottom landings as required.

CBC 2016 **11B-406.2.1**
CBC 2007 **1127B.5.3**
ADAAG **4.7.2; 4.8.2**
ADA-2010 **405.2**
PROWAG **R304.2.2**

Unit Cost **$6500.00**

Priority
82





Width of Ramp / Pad	(in)	48.0	
Length of Ramp / Pad	(in)	96.0	
Slope of the Ramp / Pad	(%)	**9.3**	
X Slope of the Ramp / Pad	(%)	**2.1**	
Top Landing Length	(in)	48.0	
Top Landing Slope	(%)	1.2	
Top Landing X Slope	(%)	0.8	
Left Flare	(%)	**10.9**	
Right Flare	(%)	7.2	
Gutter Slope	(%)	**15.6**	
Gutter XSlope	(%)	1.0	
Gutter Lip	(in)	**0.5**	
Truncated Domes	(y/n)	**NO**	
Street Grade (Left / Right)	(%)	0.6	0.4
Stop/Yield Control:	(y/n)	No	
Within Crosswalk	(y/n)	YES	
Crosswalks Served:		1 X-walk	
Tee Intersection:	(y/n)	No	
Vertical Curb:		Vertical	

N Perpendicular

486 Ramp Slope

- *As-Built Description:*

Running slope of existing perpendicular curb ramp is less than 5% or greater than 8.3%.

- *As-is* 8.7%
- *Proposed Solution:*

Demolish existing and provide new, perpendicular curb ramp, including detectable warning surfaces, and top and bottom landings as required.

CBC 2016 **11B-406.2.1**
CBC 2007 **1127B.5.3**
ADAAG **4.7.2; 4.8.2**
ADA-2010 **405.2**
PROWAG **R304.2.2**

Unit Cost **$6500.00**

Priority
75.5

Width of Ramp / Pad	(in)	48.0
Length of Ramp / Pad	(in)	92.0
Slope of the Ramp / Pad	(%)	**8.7**
X Slope of the Ramp / Pad	(%)	0.7
Top Landing Length	(in)	48.0
Top Landing Slope	(%)	1.1
Top Landing X Slope	(%)	0.4
Left Flare	(%)	8.5
Right Flare	(%)	7.7
Gutter Slope	(%)	**13.6**
Gutter XSlope	(%)	1.0
Gutter Lip	(in)	**0.5**
Truncated Domes	(y/n)	**NO**
Street Grade (Left / Right)	(%)	1.1 0.1
Stop/Yield Control:	(y/n)	Yes-Stop Sign
Within Crosswalk	(y/n)	YES
Crosswalks Served:		1 X-walk
Tee Intersection:	(y/n)	No
Vertical Curb:		Vertical





S Perpendicular

484 Gutter

- *As-Built Description:*

The slope of the gutter area or street at the foot of a curb ramp, blended transition, pedestrian pad, or island cut through exceeds 1:20 (5%) in the direction of the pedestrian crossing.

- *As-is* 7.0%
- *Proposed Solution:*

Demolish gutter or street area as required and provide 48" x 48" area at foot of curb ramp, blended transition, pedestrian pad, or island cut through with slope no greater than 5%.

CBC 2016 **11B-406.5.8**
CBC 2007 **1127B.5.3**
ADAAG **4.7.2**
ADA-2010 **406.2**
PROWAG **R304.5.4**

Unit Cost **$3000.00**

Priority
70.5

Width of Ramp / Pad	(in)	48.0
Length of Ramp / Pad	(in)	90.0
Slope of the Ramp / Pad	(%)	6.4
X Slope of the Ramp / Pad	(%)	0.7
Top Landing Length	(in)	48.0
Top Landing Slope	(%)	1.7
Top Landing X Slope	(%)	0.3
Left Flare	(%)	8.4
Right Flare	(%)	6.4
Gutter Slope	(%)	**7.0**
Gutter XSlope	(%)	1.9
Gutter Lip	(in)	**0.5**
Truncated Domes	(y/n)	**NO**
Street Grade (Left / Right)	(%)	3.7 0.5
Stop/Yield Control:	(y/n)	Yes-Stop Sign
Within Crosswalk	(y/n)	Faded
Crosswalks Served:		1 X-walk
Tee Intersection:	(y/n)	No
Vertical Curb:		Vertical





W Perpendicular

485 Ramp Slope

- *As-Built Description:*

Running slope of existing perpendicular curb ramp is less than 5% or greater than 8.3%.

- *As-is* 8.8%
- *Proposed Solution:*

Demolish existing and provide new, perpendicular curb ramp, including detectable warning surfaces, and top and bottom landings as required.

CBC 2016 **11B-406.2.1**
CBC 2007 **1127B.5.3**
ADAAG **4.7.2; 4.8.2**
ADA-2010 **405.2**
PROWAG **R304.2.2**

Unit Cost **$6500.00**

Priority
70.5

Width of Ramp / Pad	(in)	48.0
Length of Ramp / Pad	(in)	94.0
Slope of the Ramp / Pad	(%)	**8.8**
X Slope of the Ramp / Pad	(%)	0.6
Top Landing Length	(in)	48.0
Top Landing Slope	(%)	1.4
Top Landing X Slope	(%)	0.4
Left Flare	(%)	6.8
Right Flare	(%)	9.4
Gutter Slope	(%)	**5.7**
Gutter XSlope	(%)	1.1
Gutter Lip	(in)	**0.5**
Truncated Domes	(y/n)	**NO**
Street Grade (Left / Right)	(%)	2.3 0.1
Stop/Yield Control:	(y/n)	No
Within Crosswalk	(y/n)	Faded
Crosswalks Served:		1 X-walk
Tee Intersection:	(y/n)	No
Vertical Curb:		Vertical





Total Costs for Curb Ramps at : 5th St and Trinity Ave **$22,500.00**

E Perpendicular

130 Ramp Slope

- *As-Built Description:*

Running slope of existing perpendicular curb ramp is less than 5% or greater than 8.3%.

- *As-is* 8.6%
- *Proposed Solution:*

Demolish existing and provide new, perpendicular curb ramp, including detectable warning surfaces, and top and bottom landings as required.

CBC 2016 **11B-406.2.1**
CBC 2007 **1127B.5.3**
ADAAG **4.7.2; 4.8.2**
ADA-2010 **405.2**
PROWAG **R304.2.2**

Unit Cost **$6500.00**

Priority
39.5

Width of Ramp / Pad	(in)	48.0
Length of Ramp / Pad	(in)	86.0
Slope of the Ramp / Pad	(%)	**8.6**
X Slope of the Ramp / Pad	(%)	0.5
Top Landing Length	(in)	48.0
Top Landing Slope	(%)	1.2
Top Landing X Slope	(%)	0.5
Left Flare	(%)	8.1
Right Flare	(%)	8.1
Gutter Slope	(%)	0.7
Gutter XSlope	(%)	0.1
Gutter Lip	(in)	**0.25**
Truncated Domes	(y/n)	**NO**
Street Grade (Left / Right)	(%)	0.5 1.8
Stop/Yield Control:	(y/n)	Yes-Stop Sign
Crosswalks Served:		No X-walk
Tee Intersection:	(y/n)	Yes
Vertical Curb:		Vertical





N Curb Ramp Required

129 Access Route

- *As-Built Description:*
  Curb ramp or blended transition not provided where a pedestrian access route crosses a curb.
- *Proposed Solution:*
  Provide a parallel curb ramp, including detectable warning surfaces, and top and bottom landings as required.

CBC 2007 **1127B.5.1**
ADAAG **4.7.1**
PROWAG **R207.1**

Unit Cost **$7000.00**

Priority
36

		LEFT	RIGHT
Width of Ramp / Pad	(in)	N/A	N/A
Slope of the Ramp / Pad	(%)	N/A	N/A
X Slope of the Ramp / Pad	(%)	N/A	N/A
Stop/Yield Control:	(y/n)	No	
Crosswalks Served:		No X-walk	
Tee Intersection:	(y/n)	Yes	
Vertical Curb:		Vertical	



S Perpendicular

131 Ramp Transition

- *As-Built Description:*
  Flush transition from ramp to gutter not provided.
- *As-is* 0.5"
- *Proposed Solution:*
  Modify elements (ramp, gutter, landing, route) as required to provide flush transition from ramp to gutter.

CBC 2016 **11B-406.5.8**
CBC 2007 **1127B.5.3**
ADAAG **4.7.2**
PROWAG **R304.5.2**

Unit Cost **$2500.00**

Priority
41

Width of Ramp / Pad	(in)	48.0	
Length of Ramp / Pad	(in)	92.0	
Slope of the Ramp / Pad	(%)	7.3	
X Slope of the Ramp / Pad	(%)	0.2	
Top Landing Length	(in)	48.0	
Top Landing Slope	(%)	1.4	
Top Landing X Slope	(%)	0.4	
Left Flare	(%)	8.2	
Right Flare	(%)	5.9	
Gutter Slope	(%)	1.0	
Gutter XSlope	(%)	0.7	
Gutter Lip	(in)	**0.5**	
Truncated Domes	(y/n)	**NO**	
Street Grade (Left / Right)	(%)	0.1	0.1
Stop/Yield Control:	(y/n)	No	
Crosswalks Served:		No X-walk	
Tee Intersection:	(y/n)	Yes	
Vertical Curb:		Vertical	





Total Costs for Curb Ramps at : 5th St and Ventura Ave **$16,000.00**

Total Costs for Curb Ramps along : 5th St **$221,750.00**

Year Completed	Intersection ID	Survey Street	Cross Street
TBD	119	6th St	Alameda Ave

E Parallel

521 Detectable Warning Surface

CBC 2016 **11B-705.1.2.2**
ADAAG **4.7.7, 4.29.1&2**
ADA-2010 **705.1**

Unit Cost **$500.00**

- *As-Built Description:*

The detectable warning surface is not located between 6" - 8" from the curb line on a curb ramp or at the edges on a pedestrian island, cut-through island, pedestrian pad, perpendicular curb ramp or blended transition. (0" from curb line on a parallel curb ramp.)

- *As-is* 6.0"
- *Proposed Solution:*

Relocate the detectable warning surface.

Priority
64





		LEFT	RIGHT
Width of Ramp / Pad	(in)	62.0	61.5
Length of Ramp / Pad	(in)	82.0	103.0
Slope of the Ramp / Pad	(%)	4.8	5.2
X Slope of the Ramp / Pad	(%)	0.2	0.3
Top Landing Length	(in)	**0.0**	**0.0**
Top Landing Slope	(%)	N/A	N/A
Top Landing X Slope	(%)	N/A	N/A
Bottom Landing Length	(in)	60.0	
Bottom Landing Slope	(%)	0.7	
Bottom Landing X Slope	(%)	1.3	
Gutter Slope	(%)	4.3	
Gutter XSlope	(%)	1.0	
Gutter Lip	(in)	0.0	
Truncated Domes	(y/n)	YES	
Dome Setback	(in)	**6.0**	
Street Grade (Left / Right)	(%)	0.8	5.1
Stop/Yield Control:	(y/n)	No	
Within Crosswalk	(y/n)	YES	
Crosswalks Served:		1 X-walk	
Tee Intersection:	(y/n)	No	
Vertical Curb:		Vertical	

N Perpendicular

522 Ramp Landing

CBC 2016 **11B-406.5.3**
CBC 2007 **1127B.5.4**
ADAAG **4.8.4**
ADA-2010 **405.7**
PROWAG **R304.2.1**

Unit Cost **$7000.00**

- *As-Built Description:*

Top landing at existing perpendicular curb ramp or blended transition is less than 48" x 48" (60" length x ramp width preferred).

- *As-is* 0.0"
- *Proposed Solution:*

Demolish existing and provide new, parallel curb ramp, including detectable warning surfaces, and top and bottom landings as required.

Priority
67





Width of Ramp / Pad	(in)	60.0
Length of Ramp / Pad	(in)	115.0
Slope of the Ramp / Pad	(%)	1.7
X Slope of the Ramp / Pad	(%)	0.8
Top Landing Length	(in)	**0.0**
Top Landing Slope	(%)	N/A
Top Landing X Slope	(%)	N/A
Left Flare	(%)	5.9
Right Flare	(%)	5.8
Gutter Slope	(%)	**5.6**
Gutter XSlope	(%)	1.0
Gutter Lip	(in)	**0.5**
Truncated Domes	(y/n)	YES
Dome Setback	(in)	8.0
Street Grade (Left / Right)	(%)	5.3 0.6
Stop/Yield Control:	(y/n)	No
Crosswalks Served:		No X-walk
Tee Intersection:	(y/n)	No
Vertical Curb:		Vertical

S Parallel

524 Gutter

- *As-Built Description:*

The slope of the gutter area or street at the foot of a curb ramp, blended transition, pedestrian pad, or island cut through exceeds 1:20 (5%) in the direction of the pedestrian crossing.

- *As-is* 6.9%
- *Proposed Solution:*

Demolish gutter or street area as required and provide 48" x 48" area at foot of curb ramp, blended transition, pedestrian pad, or island cut through with slope no greater than 5%.

CBC 2016 **11B-406.5.8**
CBC 2007 **1127B.5.3**
ADAAG **4.7.2**
ADA-2010 **406.2**
PROWAG **R304.5.4**

Unit Cost **$3000.00**

Priority
58.5





		LEFT	RIGHT
Width of Ramp / Pad	(in)	55.0	54.0
Length of Ramp / Pad	(in)	105.0	112.0
Slope of the Ramp / Pad	(%)	4.4	3.6
X Slope of the Ramp / Pad	(%)	0.0	1.2
Top Landing Length	(in)	**0.0**	**0.0**
Top Landing Slope	(%)	N/A	N/A
Top Landing X Slope	(%)	N/A	N/A
Bottom Landing Length	(in)	60.0	
Bottom Landing Slope	(%)	0.2	
Bottom Landing X Slope	(%)	0.6	
Gutter Slope	(%)	**6.9**	
Gutter XSlope	(%)	1.1	
Gutter Lip	(in)	0.0	
Truncated Domes	(y/n)	YES	
Dome Setback	(in)	**8.0**	
Street Grade (Left / Right)	(%)	4.1	1.3
Stop/Yield Control:	(y/n)	No	
Within Crosswalk	(y/n)	YES	
Crosswalks Served:		1 X-walk	
Tee Intersection:	(y/n)	No	
Vertical Curb:		Vertical	

W Parallel

523 Ramp Landing

- *As-Built Description:*

Cross slope at top landing of existing parallel curb ramp exceeds 2%.

- *As-is* Left: 4.2%
- *Proposed Solution:*

Demolish existing and provide new top landing sloped at 2% max. Curb ramp to remain.

CBC 2016 **11B-406.5.3**
CBC 2007 **1127B.5.4**
ADAAG **4.8.4; 4.8.6**
PROWAG **R304.5.3**

Unit Cost **$3500.00**

Priority
35





		LEFT	RIGHT
Width of Ramp / Pad	(in)	61.0	61.5
Length of Ramp / Pad	(in)	93.0	98.0
Slope of the Ramp / Pad	(%)	5.4	4.2
X Slope of the Ramp / Pad	(%)	0.4	0.5
Top Landing Length	(in)	48.0	48.0
Top Landing Slope	(%)	0.1	0.8
Top Landing X Slope	(%)	**4.2**	1.8
Bottom Landing Length	(in)	48.0	
Bottom Landing Slope	(%)	1.6	
Bottom Landing X Slope	(%)	1.3	
Gutter Slope	(%)	1.6	
Gutter XSlope	(%)	0.5	
Gutter Lip	(in)	0.0	
Truncated Domes	(y/n)	YES	
Dome Setback	(in)	**6.0**	
Street Grade (Left / Right)	(%)	0.0	29
Stop/Yield Control:	(y/n)	No	
Crosswalks Served:		No X-walk	
Tee Intersection:	(y/n)	No	
Vertical Curb:		Vertical	

Total Costs for Curb Ramps at : 6th St and Alameda Ave **$14,000.00**

E No Sidewalk, Curb Ramp Not Required

518 Pedestrian Access Route

- *As-Built Description:*

No curb, curb ramp, or sidewalk provided. Pedestrian access route is along the vehicular lane and is not separated by a curb or other cane detectable warning.

- *Proposed Solution:*

When curb or sidewalk is installed along either street, provide accessible curb ramp.

CBC 2007 **1127B.5.1**
ADAAG **4.7.1**
PROWAG **R304.1**

Unit Cost **$0.00**

Priority
54

		LEFT	RIGHT
Width of Ramp / Pad	(in)	N/A	N/A
Slope of the Ramp / Pad	(%)	N/A	N/A
X Slope of the Ramp / Pad	(%)	N/A	N/A

Stop/Yield Control:	(y/n)	No
Crosswalks Served:		No X-walk
Tee Intersection:	(y/n)	No
Vertical Curb:		Vertical



N No Sidewalk, Curb Ramp Not Required

519 Pedestrian Access Route

- *As-Built Description:*

No curb, curb ramp, or sidewalk provided. Pedestrian access route is along the vehicular lane and is not separated by a curb or other cane detectable warning.

- *Proposed Solution:*

When curb or sidewalk is installed along either street, provide accessible curb ramp.

CBC 2007 **1127B.5.1**
ADAAG **4.7.1**
PROWAG **R304.1**

Unit Cost **$0.00**

Priority
42

		LEFT	RIGHT
Width of Ramp / Pad	(in)	N/A	N/A
Slope of the Ramp / Pad	(%)	N/A	N/A
X Slope of the Ramp / Pad	(%)	N/A	N/A

Stop/Yield Control:	(y/n)	No
Crosswalks Served:		No X-walk
Tee Intersection:	(y/n)	No
Vertical Curb:		N/A



S No Sidewalk, Curb Ramp Not Required

517 Pedestrian Access Route

- *As-Built Description:*

No curb, curb ramp, or sidewalk provided. Pedestrian access route is along the vehicular lane and is not separated by a curb or other cane detectable warning.

- *Proposed Solution:*

When curb or sidewalk is installed along either street, provide accessible curb ramp.

CBC 2007 **1127B.5.1**
ADAAG **4.7.1**
PROWAG **R304.1**

Unit Cost **$0.00**

Priority
54

		LEFT	RIGHT
Width of Ramp / Pad	(in)	N/A	N/A
Slope of the Ramp / Pad	(%)	N/A	N/A
X Slope of the Ramp / Pad	(%)	N/A	N/A

Stop/Yield Control:	(y/n)	No
Crosswalks Served:		No X-walk
Tee Intersection:	(y/n)	No
Vertical Curb:		Vertical



W No Sidewalk, Curb Ramp Not Required

520 Pedestrian Access Route

- *As-Built Description:*

No curb, curb ramp, or sidewalk provided. Pedestrian access route is along the vehicular lane and is not separated by a curb or other cane detectable warning.

- *Proposed Solution:*

When curb or sidewalk is installed along either street, provide accessible curb ramp.

CBC 2007 **1127B.5.1**
ADAAG **4.7.1**
PROWAG **R304.1**

Unit Cost **$0.00**

Priority
42

		LEFT	RIGHT
Width of Ramp / Pad	(in)	N/A	N/A
Slope of the Ramp / Pad	(%)	N/A	N/A
X Slope of the Ramp / Pad	(%)	N/A	N/A

Stop/Yield Control:	(y/n)	No
Crosswalks Served:		No X-walk
Tee Intersection:	(y/n)	No
Vertical Curb:		N/A



Total Costs for Curb Ramps at : 6th St and Colusa Ave **$0.00**

E Parallel

534 Ramp Landing

CBC 2016 **11B-406.5.3**
CBC 2007 **1127B.5.4**
ADAAG **4.8.4; 4.8.6**
PROWAG **R304.5.3**

• *As-Built Description:*
Cross slope at top landing of existing parallel curb ramp exceeds 2%.

• *As-is* Left: 3.0%

• *Proposed Solution:*
Demolish existing and provide new top landing sloped at 2% max. Curb ramp to remain.

Unit Cost **$3500.00**

Priority
63





		LEFT	RIGHT
Width of Ramp / Pad	(in)	54.0	54.0
Length of Ramp / Pad	(in)	97.0	91.0
Slope of the Ramp / Pad	(%)	6.9	2.1
X Slope of the Ramp / Pad	(%)	0.1	1.2
Top Landing Length	(in)	48.0	**0.0**
Top Landing Slope	(%)	0.9	N/A
Top Landing X Slope	(%)	**3.0**	N/A
Bottom Landing Length	(in)	48.0	
Bottom Landing Slope	(%)	1.1	
Bottom Landing X Slope	(%)	1.2	
Gutter Slope	(%)	**10.9**	
Gutter XSlope	(%)	0.3	
Gutter Lip	(in)	0.0	
Truncated Domes	(y/n)	YES	
Dome Setback	(in)	**8.0**	
Street Grade (Left / Right)	(%)	1.8	2.1
Stop/Yield Control:	(y/n)	No	
Crosswalks Served:		No X-walk	
Tee Intersection:	(y/n)	No	
Vertical Curb:		Vertical	

N Parallel

535 Ramp Slope

CBC 2016 **11B-406.3.1**
CBC 2007 **1127B.5.3**
ADAAG **4.8.2**
PROWAG **R304.3.2**

• *As-Built Description:*
Running slope of existing parallel curb ramp, where the run is less than 15' in length, is less than 5% or more than 8.3%.

• *As-is* Left: 10.3% Right: 8.5%

• *Proposed Solution:*
Demolish existing and provide new parallel curb ramp including detectable warning surfaces, and top and bottom landings as required.

Unit Cost **$7000.00**

Priority
58.5





		LEFT	RIGHT
Width of Ramp / Pad	(in)	60.0	96.0
Length of Ramp / Pad	(in)	69.0	84.0
Slope of the Ramp / Pad	(%)	**10.3**	**8.5**
X Slope of the Ramp / Pad	(%)	**3.4**	0.3
Top Landing Length	(in)	48.0	48.0
Top Landing Slope	(%)	0.8	0.6
Top Landing X Slope	(%)	**4.0**	0.1
Bottom Landing Length	(in)	96.0	
Bottom Landing Slope	(%)	0.5	
Bottom Landing X Slope	(%)	1.2	
Gutter Slope	(%)	0.5	
Gutter XSlope	(%)	1.0	
Gutter Lip	(in)	0.0	
Truncated Domes	(y/n)	YES	
Dome Setback	(in)	**8.0**	
Street Grade (Left / Right)	(%)	3.0	1.7
Stop/Yield Control:	(y/n)	No	
Crosswalks Served:		No X-walk	
Tee Intersection:	(y/n)	No	
Vertical Curb:		Vertical	

S Parallel

533 Ramp Landing

- *As-Built Description:*

Cross slope at top landing of existing parallel curb ramp exceeds 2%.

- *As-is* Left: 3.2% Right: 3.1%
- *Proposed Solution:*

Demolish existing and provide new top landing sloped at 2% max. Curb ramp to remain.

CBC 2016 **11B-406.5.3**
CBC 2007 **1127B.5.4**
ADAAG **4.8.4; 4.8.6**
PROWAG **R304.5.3**

Unit Cost **$3500.00**

Priority
58.5





		LEFT	RIGHT
Width of Ramp / Pad	(in)	60.5	61.0
Length of Ramp / Pad	(in)	105.5	108.0
Slope of the Ramp / Pad	(%)	5.4	5.2
X Slope of the Ramp / Pad	(%)	0.7	0.8
Top Landing Length	(in)	48.0	48.0
Top Landing Slope	(%)	0.2	1.8
Top Landing X Slope	(%)	**3.2**	**3.1**
Bottom Landing Length	(in)	48.0	
Bottom Landing Slope	(%)	1.9	
Bottom Landing X Slope	(%)	0.1	
Gutter Slope	(%)	**6.7**	
Gutter XSlope	(%)	0.9	
Gutter Lip	(in)	0.0	
Truncated Domes	(y/n)	YES	
Dome Setback	(in)	**8.0**	
Street Grade (Left / Right)	(%)	1.0	1.7
Stop/Yield Control:	(y/n)	No	
Crosswalks Served:		No X-walk	
Tee Intersection:	(y/n)	No	
Vertical Curb:		Vertical	

W Parallel

536 Ramp Landing

- *As-Built Description:*

Cross slope at top landing of existing parallel curb ramp exceeds 2%.

- *As-is* Left: 4.5% Right: 2.3%
- *Proposed Solution:*

Demolish existing and provide new top landing sloped at 2% max. Curb ramp to remain.

CBC 2016 **11B-406.5.3**
CBC 2007 **1127B.5.4**
ADAAG **4.8.4; 4.8.6**
PROWAG **R304.5.3**

Unit Cost **$3500.00**

Priority
52.5





		LEFT	RIGHT
Width of Ramp / Pad	(in)	52.0	51.5
Length of Ramp / Pad	(in)	99.0	108.0
Slope of the Ramp / Pad	(%)	4.1	7.9
X Slope of the Ramp / Pad	(%)	0.4	0.7
Top Landing Length	(in)	48.0	48.0
Top Landing Slope	(%)	1.8	1.0
Top Landing X Slope	(%)	**4.5**	**2.3**
Bottom Landing Length	(in)	48.0	
Bottom Landing Slope	(%)	1.8	
Bottom Landing X Slope	(%)	1.7	
Gutter Slope	(%)	1.5	
Gutter XSlope	(%)	0.8	
Gutter Lip	(in)	0.0	
Truncated Domes	(y/n)	YES	
Dome Setback	(in)	**8.0**	
Street Grade (Left / Right)	(%)	1.6	2.7
Stop/Yield Control:	(y/n)	No	
Crosswalks Served:		No X-walk	
Tee Intersection:	(y/n)	No	
Vertical Curb:		Vertical	

Total Costs for Curb Ramps at : 6th St and Humboldt Ave **$17,500.00**

E Perpendicular

154 Ramp Transition

- *As-Built Description:*

Flush transition from ramp to gutter not provided.

- *As-is* 0.25"
- *Proposed Solution:*

Modify elements (ramp, gutter, landing, route) as required to provide flush transition from ramp to gutter.

CBC 2016 **11B-406.5.8**
CBC 2007 **1127B.5.3**
ADAAG **4.7.2**
PROWAG **R304.5.2**

Unit Cost **$2500.00**

Priority
85





Width of Ramp / Pad	(in)	48.0
Length of Ramp / Pad	(in)	82.0
Slope of the Ramp / Pad	(%)	6.8
X Slope of the Ramp / Pad	(%)	0.2
Top Landing Length	(in)	48.0
Top Landing Slope	(%)	0.7
Top Landing X Slope	(%)	0.3
Left Flare	(%)	9.8
Right Flare	(%)	9.5
Gutter Slope	(%)	3.2
Gutter XSlope	(%)	0.2
Gutter Lip	(in)	**0.25**
Truncated Domes	(y/n)	**NO**
Street Grade (Left / Right)	(%)	2.0 1.1
Stop/Yield Control:	(y/n)	Yes-Stop Sign
Crosswalks Served:		No X-walk
Tee Intersection:	(y/n)	No
Vertical Curb:		Vertical

N Curb Ramp Required

151 Access Route

- *As-Built Description:*

Curb ramp or blended transition not provided where a pedestrian access route crosses a curb.

- *Proposed Solution:*

Provide a parallel curb ramp, including detectable warning surfaces, and top and bottom landings as required.

CBC 2007 **1127B.5.1**
ADAAG **4.7.1**
PROWAG **R207.1**

Unit Cost **$7000.00**

Priority
70



		LEFT	RIGHT
Width of Ramp / Pad	(in)	N/A	N/A
Slope of the Ramp / Pad	(%)	N/A	N/A
X Slope of the Ramp / Pad	(%)	N/A	N/A
Stop/Yield Control:	(y/n)	No	
Crosswalks Served:		No X-walk	
Tee Intersection:	(y/n)	No	
Vertical Curb:		Vertical	

S Perpendicular

153 Gutter

CBC 2016 **11B-406.5.8**
CBC 2007 **1127B.5**
ADAAG **4.8.6**
PROWAG **R304.5.3**

Unit Cost **$3000.00**

Priority
77.5

Width of Ramp / Pad	(in)	48.0
Length of Ramp / Pad	(in)	87.0
Slope of the Ramp / Pad	(%)	6.3
X Slope of the Ramp / Pad	(%)	1.3
Top Landing Length	(in)	48.0
Top Landing Slope	(%)	0.1
Top Landing X Slope	(%)	1.2
Left Flare	(%)	9.7
Right Flare	(%)	7.5
Gutter Slope	(%)	2.6
Gutter XSlope	(%)	**2.2**
Gutter Lip	(in)	**0.5**
Truncated Domes	(y/n)	**NO**
Street Grade (Left / Right)	(%)	4.0 2.3
Stop/Yield Control:	(y/n)	No
Crosswalks Served:		No X-walk
Tee Intersection:	(y/n)	No
Vertical Curb:		Vertical

• As-Built Description:

The cross slope of the gutter area or street at the foot of a curb ramp, blended transition, pedestrian pad, or island cut through exceeds 2%.

• As-is 2.2%

• Proposed Solution:

Demolish gutter or street area as required and provide 48" x 48" area at foot of curb ramp, blended transition, pedestrian pad, or island cut through with a cross slope no greater than 2%.





W Curb Ramp Required

152 Access Route

CBC 2007 **1127B.5.1**
ADAAG **4.7.1**
PROWAG **R207.1**

Unit Cost **$7000.00**

Priority
80

		LEFT	RIGHT
Width of Ramp / Pad	(in)	N/A	N/A
Slope of the Ramp / Pad	(%)	N/A	N/A
X Slope of the Ramp / Pad	(%)	N/A	N/A
Stop/Yield Control:	(y/n)	Yes-Stop Sign	
Crosswalks Served:		No X-walk	
Tee Intersection:	(y/n)	No	
Vertical Curb:		Vertical	

• As-Built Description:

Curb ramp or blended transition not provided where a pedestrian access route crosses a curb.

• Proposed Solution:

Provide a parallel curb ramp, including detectable warning surfaces, and top and bottom landings as required.



Total Costs for Curb Ramps at : 6th St and Kings Ave **$19,500.00**

NE Parallel

159 Ramp Cross Slope

- *As-Built Description:*
  Cross slope of existing parallel curb ramp exceeds 2%.
- *As-is* Right: 2.4%
- *Proposed Solution:*
  Demolish existing and provide new parallel curb ramp including detectable warning surfaces, and top and bottom landings as required.

CBC 2016 **11B-406.5.7**
ADAAG **4.8.6**
PROWAG **R304.5.3**

Unit Cost **$7000.00**

Priority
64





		LEFT	RIGHT
Width of Ramp / Pad	(in)	61.0	62.5
Length of Ramp / Pad	(in)	112.0	116.0
Slope of the Ramp / Pad	(%)	5.4	7.0
X Slope of the Ramp / Pad	(%)	1.1	**2.4**
Top Landing Length	(in)	48.0	48.0
Top Landing Slope	(%)	1.0	**2.9**
Top Landing X Slope	(%)	2.0	1.6
Bottom Landing Length	(in)	60.0	
Bottom Landing Slope	(%)	1.0	
Bottom Landing X Slope	(%)	0.1	
Gutter Slope	(%)	4.8	
Gutter XSlope	(%)	0.3	
Gutter Lip	(in)	**0.5**	
Truncated Domes	(y/n)	YES	
Dome Setback	(in)	**6.0**	
Street Grade (Left / Right)	(%)	0.5	N/A
Stop/Yield Control:	(y/n)	No	
Within Crosswalk	(y/n)	YES	
Crosswalks Served:		1 X-walk	
Tee Intersection:	(y/n)	Yes	
Vertical Curb:		Vertical	

S Perpendicular

160 Ramp Slope

- *As-Built Description:*
  Cross slope of an existing perpendicular curb ramp exceeds 1:48 (2%).
- *As-is* 2.3%
- *Proposed Solution:*
  Demolish existing and provide new, perpendicular curb ramp, including detectable warning surfaces, and top and bottom landings as required.

CBC 2016 **11B-406.5.7**
CBC 2007 **1133B.5.3.1**
ADAAG **4.8.6**
ADA-2010 **405.3**
PROWAG **R304.5.3**

Unit Cost **$6500.00**

Priority
69





Width of Ramp / Pad	(in)	48.0	
Length of Ramp / Pad	(in)	73.0	
Slope of the Ramp / Pad	(%)	6.2	
X Slope of the Ramp / Pad	(%)	**2.3**	
Top Landing Length	(in)	48.0	
Top Landing Slope	(%)	**2.7**	
Top Landing X Slope	(%)	0.3	
Left Flare	(%)	9.6	
Right Flare	(%)	8.1	
Gutter Slope	(%)	**5.9**	
Gutter XSlope	(%)	0.0	
Gutter Lip	(in)	**0.25**	
Truncated Domes	(y/n)	YES	
Dome Setback	(in)	8.0	
Street Grade (Left / Right)	(%)	2.1	0.0
Stop/Yield Control:	(y/n)	Yes-Stop Sign	
Within Crosswalk	(y/n)	YES	
Crosswalks Served:		1 X-walk	
Tee Intersection:	(y/n)	Yes	
Vertical Curb:		Vertical	

W Perpendicular

161 Ramp Slope

- *As-Built Description:*

Running slope of existing perpendicular curb ramp is less than 5% or greater than 8.3%.

- *As-is* 8.9%
- *Proposed Solution:*

Demolish existing and provide new, perpendicular curb ramp, including detectable warning surfaces, and top and bottom landings as required.

CBC 2016 **11B-406.2.1**
CBC 2007 **1127B.5.3**
ADAAG **4.7.2; 4.8.2**
ADA-2010 **405.2**
PROWAG **R304.2.2**

Unit Cost **$6500.00**

Priority
66.5

Width of Ramp / Pad	(in)	48.0
Length of Ramp / Pad	(in)	71.0
Slope of the Ramp / Pad	(%)	**8.9**
X Slope of the Ramp / Pad	(%)	1.0
Top Landing Length	(in)	48.0
Top Landing Slope	(%)	0.9
Top Landing X Slope	(%)	0.5
Left Flare	(%)	8.9
Right Flare	(%)	7.5
Gutter Slope	(%)	**6.5**
Gutter XSlope	(%)	0.3
Gutter Lip	(in)	**0.5**
Truncated Domes	(y/n)	YES
Dome Setback	(in)	6.0
Street Grade (Left / Right)	(%)	1.8 1.8
Stop/Yield Control:	(y/n)	No
Crosswalks Served:		No X-walk
Tee Intersection:	(y/n)	Yes
Vertical Curb:		Vertical





Total Costs for Curb Ramps at : 6th St *and* Lake Ave **$20,000.00**

E Perpendicular

162 Gutter

- *As-Built Description:*

The slope of the gutter area or street at the foot of a curb ramp, blended transition, pedestrian pad, or island cut through exceeds 1:20 (5%) in the direction of the pedestrian crossing.

- *As-is* 7.8%
- *Proposed Solution:*

Demolish gutter or street area as required and provide 48" x 48" area at foot of curb ramp, blended transition, pedestrian pad, or island cut through with slope no greater than 5%.

CBC 2016 **11B-406.5.8**
CBC 2007 **1127B.5.3**
ADAAG **4.7.2**
ADA-2010 **406.2**
PROWAG **R304.5.4**

Unit Cost **$3000.00**

Priority
70.5

Width of Ramp / Pad	(in)	48.0
Length of Ramp / Pad	(in)	86.0
Slope of the Ramp / Pad	(%)	7.5
X Slope of the Ramp / Pad	(%)	0.6
Top Landing Length	(in)	48.0
Top Landing Slope	(%)	1.7
Top Landing X Slope	(%)	1.5
Left Flare	(%)	7.1
Right Flare	(%)	5.6
Gutter Slope	(%)	**7.8**
Gutter XSlope	(%)	1.7
Gutter Lip	(in)	**0.5**
Truncated Domes	(y/n)	**NO**
Street Grade (Left / Right)	(%)	2.5 0.4
Stop/Yield Control:	(y/n)	No
Within Crosswalk	(y/n)	YES
Crosswalks Served:		2 X-walk
Tee Intersection:	(y/n)	No
Vertical Curb:		Vertical





N No Sidewalk, Curb Ramp Not Required

165 Pedestrian Access Route

- *As-Built Description:*

No curb, curb ramp, or sidewalk provided. Pedestrian access route is along the vehicular lane and is not separated by a curb or other cane detectable warning.

- *Proposed Solution:*

When curb or sidewalk is installed along either street, provide accessible curb ramp.

CBC 2007 **1127B.5.1**
ADAAG **4.7.1**
PROWAG **R304.1**

Unit Cost **$0.00**

Priority
68

		LEFT	RIGHT
Width of Ramp / Pad	(in)	N/A	N/A
Slope of the Ramp / Pad	(%)	N/A	N/A
X Slope of the Ramp / Pad	(%)	N/A	N/A
Stop/Yield Control:	(y/n)	No	
Crosswalks Served:		1 X-walk	
Tee Intersection:	(y/n)	No	
Vertical Curb:		Vertical	



S Perpendicular

163 Ramp Landing

- *As-Built Description:*

Running slope at top landing of existing perpendicular curb ramp exceeds the 1:48 (2%) maximum.

- *As-is* 4.6%
- *Proposed Solution:*

Demolish existing and provide new, perpendicular curb ramp, including detectable warning surfaces, and top and bottom landings as required.

CBC 2016 **11B-406.5.3**
CBC 2007 **1127B.5.4**
ADAAG **4.8.4; 4.8.6**
PROWAG **R304.2.2**

Unit Cost **$6500.00**

Priority
75.5

Width of Ramp / Pad	(in)	48.0	
Length of Ramp / Pad	(in)	83.0	
Slope of the Ramp / Pad	(%)	7.5	
X Slope of the Ramp / Pad	(%)	0.9	
Top Landing Length	(in)	48.0	
Top Landing Slope	(%)	**4.6**	
Top Landing X Slope	(%)	1.4	
Left Flare	(%)	8.4	
Right Flare	(%)	8.1	
Gutter Slope	(%)	**7.2**	
Gutter XSlope	(%)	0.7	
Gutter Lip	(in)	**0.25**	
Truncated Domes	(y/n)	**NO**	
Street Grade (Left / Right)	(%)	0.2	0.6
Stop/Yield Control:	(y/n)	No	
Within Crosswalk	(y/n)	YES	
Crosswalks Served:		2 X-walk	
Tee Intersection:	(y/n)	No	
Vertical Curb:		Vertical	





W Curb Ramp Required

164 Access Route

- *As-Built Description:*

Curb ramp or blended transition not provided where a pedestrian access route crosses a curb.

- *Proposed Solution:*

Provide a parallel curb ramp, including detectable warning surfaces, and top and bottom landings as required.

CBC 2007 **1127B.5.1**
ADAAG **4.7.1**
PROWAG **R207.1**

Unit Cost **$7000.00**

Priority
58

		LEFT	RIGHT
Width of Ramp / Pad	(in)	N/A	N/A
Slope of the Ramp / Pad	(%)	N/A	N/A
X Slope of the Ramp / Pad	(%)	N/A	N/A

Stop/Yield Control:	(y/n)	No
Crosswalks Served:		1 X-walk
Tee Intersection:	(y/n)	No
Vertical Curb:		Vertical



Total Costs for Curb Ramps at : 6th St *and* Monterey Ave **$16,500.00**

E Perpendicular

542 Gutter

- *As-Built Description:*

The slope of the gutter area or street at the foot of a curb ramp, blended transition, pedestrian pad, or island cut through exceeds 1:20 (5%) in the direction of the pedestrian crossing.

- *As-is* 5.7%
- *Proposed Solution:*

Demolish gutter or street area as required and provide 48" x 48" area at foot of curb ramp, blended transition, pedestrian pad, or island cut through with slope no greater than 5%.

CBC 2016 **11B-406.5.8**
CBC 2007 **1127B.5.3**
ADAAG **4.7.2**
ADA-2010 **406.2**
PROWAG **R304.5.4**

Unit Cost **$3000.00**

Priority
53

Width of Ramp / Pad	(in)	48.0
Length of Ramp / Pad	(in)	82.0
Slope of the Ramp / Pad	(%)	7.6
X Slope of the Ramp / Pad	(%)	0.2
Top Landing Length	(in)	48.0
Top Landing Slope	(%)	1.0
Top Landing X Slope	(%)	0.5

Left Flare	(%)	7.9
Right Flare	(%)	6.6
Gutter Slope	(%)	**5.7**
Gutter XSlope	(%)	0.6
Gutter Lip	(in)	0.0
Truncated Domes	(y/n)	YES
Dome Setback	(in)	6.0

Street Grade (Left / Right)	(%)	1.2	3.1
Stop/Yield Control:	(y/n)	No	
Crosswalks Served:		No X-walk	
Tee Intersection:	(y/n)	No	
Vertical Curb:		Vertical	





N Perpendicular

541 Gutter

- *As-Built Description:*

The slope of the gutter area or street at the foot of a curb ramp, blended transition, pedestrian pad, or island cut through exceeds 1:20 (5%) in the direction of the pedestrian crossing.

- *As-is* 7.9%
- *Proposed Solution:*

Demolish gutter or street area as required and provide 48" x 48" area at foot of curb ramp, blended transition, pedestrian pad, or island cut through with slope no greater than 5%.

CBC 2016 **11B-406.5.8**
CBC 2007 **1127B.5.3**
ADAAG **4.7.2**
ADA-2010 **406.2**
PROWAG **R304.5.4**

Unit Cost **$3000.00**

Priority
61.5

Width of Ramp / Pad	(in)	48.0
Length of Ramp / Pad	(in)	84.0
Slope of the Ramp / Pad	(%)	6.1
X Slope of the Ramp / Pad	(%)	0.7
Top Landing Length	(in)	48.0
Top Landing Slope	(%)	0.8
Top Landing X Slope	(%)	1.2
Left Flare	(%)	7.1
Right Flare	(%)	7.4
Gutter Slope	(%)	**7.9**
Gutter XSlope	(%)	1.7
Gutter Lip	(in)	0.0
Truncated Domes	(y/n)	YES
Dome Setback	(in)	6.0
Street Grade (Left / Right)	(%)	1.2 5.6
Stop/Yield Control:	(y/n)	No
Crosswalks Served:		No X-walk
Tee Intersection:	(y/n)	No
Vertical Curb:		Vertical





S Perpendicular

543 Gutter

- *As-Built Description:*

The slope of the gutter area or street at the foot of a curb ramp, blended transition, pedestrian pad, or island cut through exceeds 1:20 (5%) in the direction of the pedestrian crossing.

- *As-is* 6.6%
- *Proposed Solution:*

Demolish gutter or street area as required and provide 48" x 48" area at foot of curb ramp, blended transition, pedestrian pad, or island cut through with slope no greater than 5%.

CBC 2016 **11B-406.5.8**
CBC 2007 **1127B.5.3**
ADAAG **4.7.2**
ADA-2010 **406.2**
PROWAG **R304.5.4**

Unit Cost **$3000.00**

Priority
61.5

Width of Ramp / Pad	(in)	48.0
Length of Ramp / Pad	(in)	78.0
Slope of the Ramp / Pad	(%)	8.3
X Slope of the Ramp / Pad	(%)	0.4
Top Landing Length	(in)	48.0
Top Landing Slope	(%)	0.6
Top Landing X Slope	(%)	0.3
Left Flare	(%)	7.1
Right Flare	(%)	5.7
Gutter Slope	(%)	**6.6**
Gutter XSlope	(%)	0.6
Gutter Lip	(in)	0.0
Truncated Domes	(y/n)	YES
Dome Setback	(in)	6.0
Street Grade (Left / Right)	(%)	2.5 0.0
Stop/Yield Control:	(y/n)	No
Crosswalks Served:		No X-walk
Tee Intersection:	(y/n)	No
Vertical Curb:		Vertical





W Perpendicular

544 Ramp Landing

- *As-Built Description:*

Running slope at top landing of existing perpendicular curb ramp exceeds the 1:48 (2%) maximum.

- *As-is* 4.9%
- *Proposed Solution:*

Demolish existing and provide new, perpendicular curb ramp, including detectable warning surfaces, and top and bottom landings as required.

CBC 2016 **11B-406.5.3**
CBC 2007 **1127B.5.4**
ADAAG **4.8.4; 4.8.6**
PROWAG **R304.2.2**

Unit Cost **$6500.00**

Priority
69




Width of Ramp / Pad	(in)	48.0
Length of Ramp / Pad	(in)	72.0
Slope of the Ramp / Pad	(%)	5.3
X Slope of the Ramp / Pad	(%)	1.1
Top Landing Length	(in)	48.0
Top Landing Slope	(%)	**4.9**
Top Landing X Slope	(%)	1.7
Left Flare	(%)	6.4
Right Flare	(%)	8.0
Gutter Slope	(%)	**7.6**
Gutter XSlope	(%)	1.2
Gutter Lip	(in)	0.0
Truncated Domes	(y/n)	YES
Dome Setback	(in)	6.0
Street Grade (Left / Right)	(%)	1.6 1.3
Stop/Yield Control:	(y/n)	No
Crosswalks Served:		No X-walk
Tee Intersection:	(y/n)	No
Vertical Curb:		Vertical

Total Costs for Curb Ramps at : 6th St and Orange Ave $15,500.00

E Perpendicular

155 Ramp Landing

- *As-Built Description:*

Running slope at top landing of existing perpendicular curb ramp exceeds the 1:48 (2%) maximum.

- *As-is* 3.5%
- *Proposed Solution:*

Demolish existing and provide new, perpendicular curb ramp, including detectable warning surfaces, and top and bottom landings as required.

CBC 2016 **11B-406.5.3**
CBC 2007 **1127B.5.4**
ADAAG **4.8.4; 4.8.6**
PROWAG **R304.2.2**

Unit Cost **$6500.00**

Priority
97.5




Width of Ramp / Pad	(in)	48.0
Length of Ramp / Pad	(in)	96.0
Slope of the Ramp / Pad	(%)	7.8
X Slope of the Ramp / Pad	(%)	0.7
Top Landing Length	(in)	48.0
Top Landing Slope	(%)	**3.5**
Top Landing X Slope	(%)	1.4
Left Flare	(%)	**11.3**
Right Flare	(%)	**12.7**
Gutter Slope	(%)	**7.9**
Gutter XSlope	(%)	0.1
Gutter Lip	(in)	**0.5**
Truncated Domes	(y/n)	**NO**
Street Grade (Left / Right)	(%)	0.6 0.8
Stop/Yield Control:	(y/n)	No
Within Crosswalk	(y/n)	YES
Crosswalks Served:		1 X-walk
Tee Intersection:	(y/n)	No
Vertical Curb:		Vertical

N Perpendicular

158 Gutter

- *As-Built Description:*

The slope of the gutter area or street at the foot of a curb ramp, blended transition, pedestrian pad, or island cut through exceeds 1:20 (5%) in the direction of the pedestrian crossing.

- *As-is* 10.6%
- *Proposed Solution:*

Demolish gutter or street area as required and provide 48" x 48" area at foot of curb ramp, blended transition, pedestrian pad, or island cut through with slope no greater than 5%.

CBC 2016 **11B-406.5.8**
CBC 2007 **1127B.5.3**
ADAAG **4.7.2**
ADA-2010 **406.2**
PROWAG **R304.5.4**

Unit Cost **$3000.00**

Priority

85

Width of Ramp / Pad	(in)	48.0
Length of Ramp / Pad	(in)	82.0
Slope of the Ramp / Pad	(%)	7.6
X Slope of the Ramp / Pad	(%)	0.9
Top Landing Length	(in)	48.0
Top Landing Slope	(%)	1.9
Top Landing X Slope	(%)	0.2
Left Flare	(%)	7.9
Right Flare	(%)	8.7
Gutter Slope	(%)	**10.6**
Gutter XSlope	(%)	1.0
Gutter Lip	(in)	**0.5**
Truncated Domes	(y/n)	**NO**
Street Grade (Left / Right)	(%)	2.0 1.2
Stop/Yield Control:	(y/n)	Yes-Stop Sign
Within Crosswalk	(y/n)	YES
Crosswalks Served:		2 X-walk
Tee Intersection:	(y/n)	No
Vertical Curb:		Vertical





S Curb Ramp Required

156 Access Route

- *As-Built Description:*

Curb ramp or blended transition not provided where a pedestrian access route crosses a curb.

- *Proposed Solution:*

Provide a parallel curb ramp, including detectable warning surfaces, and top and bottom landings as required.

CBC 2007 **1127B.5.1**
ADAAG **4.7.1**
PROWAG **R207.1**

Unit Cost **$7000.00**

Priority

70

		LEFT	RIGHT
Width of Ramp / Pad	(in)	N/A	N/A
Slope of the Ramp / Pad	(%)	N/A	N/A
X Slope of the Ramp / Pad	(%)	N/A	N/A
Stop/Yield Control:	(y/n)	Yes-Stop Sign	
Crosswalks Served:		1 X-walk	
Tee Intersection:	(y/n)	No	
Vertical Curb:		Vertical	



W Perpendicular

157 Gutter

- *As-Built Description:*

The slope of the gutter area or street at the foot of a curb ramp, blended transition, pedestrian pad, or island cut through exceeds 1:20 (5%) in the direction of the pedestrian crossing.

- *As-is* 10.0%
- *Proposed Solution:*

Demolish gutter or street area as required and provide 48" x 48" area at foot of curb ramp, blended transition, pedestrian pad, or island cut through with slope no greater than 5%.

CBC 2016 **11B-406.5.8**
CBC 2007 **1127B.5.3**
ADAAG **4.7.2**
ADA-2010 **406.2**
PROWAG **R304.5.4**

Unit Cost **$3000.00**

Priority
95

Width of Ramp / Pad	(in)	48.0
Length of Ramp / Pad	(in)	89.0
Slope of the Ramp / Pad	(%)	7.9
X Slope of the Ramp / Pad	(%)	1.1
Top Landing Length	(in)	48.0
Top Landing Slope	(%)	1.3
Top Landing X Slope	(%)	0.6
Left Flare	(%)	8.9
Right Flare	(%)	9.1
Gutter Slope	(%)	**10.0**
Gutter XSlope	(%)	0.6
Gutter Lip	(in)	**0.5**
Truncated Domes	(y/n)	**NO**
Street Grade (Left / Right)	(%)	1.1 1.6
Stop/Yield Control:	(y/n)	No
Within Crosswalk	(y/n)	YES
Crosswalks Served:		2 X-walk
Tee Intersection:	(y/n)	No
Vertical Curb:		Vertical





Total Costs for Curb Ramps at : 6th St *and* Riverside Ave **$19,500.00**

E Perpendicular

36 Ramp Landing

- *As-Built Description:*

Top landing at existing perpendicular curb ramp or blended transition is less than 48" x 48" (60" length x ramp width preferred).

- *As-is* 39.0"
- *Proposed Solution:*

Demolish existing and provide new, parallel curb ramp, including detectable warning surfaces, and top and bottom landings as required.

CBC 2016 **11B-406.5.3**
CBC 2007 **1127B.5.4**
ADAAG **4.8.4**
ADA-2010 **405.7**
PROWAG **R304.2.1**

Unit Cost **$7000.00**

Priority
72.5

Width of Ramp / Pad	(in)	48.0
Length of Ramp / Pad	(in)	91.0
Slope of the Ramp / Pad	(%)	8.1
X Slope of the Ramp / Pad	(%)	0.6
Top Landing Length	(in)	**39.0**
Top Landing Slope	(%)	**3.4**
Top Landing X Slope	(%)	0.8
Left Flare	(%)	9.3
Right Flare	(%)	8.3
Gutter Slope	(%)	**5.4**
Gutter XSlope	(%)	0.2
Gutter Lip	(in)	0.0
Truncated Domes	(y/n)	**NO**
Street Grade (Left / Right)	(%)	0.3 0.4
Stop/Yield Control:	(y/n)	Yes-Stop Sign
Crosswalks Served:		No X-walk
Tee Intersection:	(y/n)	No
Vertical Curb:		Vertical





N Perpendicular

33 Ramp Landing

CBC 2016 **11B-406.5.3**
CBC 2007 **1127B.5.4**
ADAAG **4.8.4; 4.8.6**
PROWAG **R304.2.2**

• *As-Built Description:*
Running slope at top landing of existing perpendicular curb ramp exceeds the 1:48 (2%) maximum.

• *As-is* 2.4%

• *Proposed Solution:*
Demolish existing and provide new, perpendicular curb ramp, including detectable warning surfaces, and top and bottom landings as required.

Unit Cost **$6500.00**

Priority
80





Width of Ramp / Pad	(in)	48.0
Length of Ramp / Pad	(in)	110.0
Slope of the Ramp / Pad	(%)	6.8
X Slope of the Ramp / Pad	(%)	1.8
Top Landing Length	(in)	48.0
Top Landing Slope	(%)	**2.4**
Top Landing X Slope	(%)	0.6
Left Flare	(%)	1.2
Right Flare	(%)	9.3
Gutter Slope	(%)	**5.1**
Gutter XSlope	(%)	1.3
Gutter Lip	(in)	**0.25**
Truncated Domes	(y/n)	**NO**
Street Grade (Left / Right)	(%)	0.4 0.6
Stop/Yield Control:	(y/n)	No
Crosswalks Served:		No X-walk
Tee Intersection:	(y/n)	No
Vertical Curb:		Vertical

S Perpendicular

35 Ramp Slope

CBC 2016 **11B-406.2.1**
CBC 2007 **1127B.5.3**
ADAAG **4.7.2; 4.8.2**
ADA-2010 **405.2**
PROWAG **R304.2.2**

• *As-Built Description:*
Running slope of existing perpendicular curb ramp is less than 5% or greater than 8.3%.

• *As-is* 8.5%

• *Proposed Solution:*
Demolish existing and provide new, perpendicular curb ramp, including detectable warning surfaces, and top and bottom landings as required.

Unit Cost **$6500.00**

Priority
76





Width of Ramp / Pad	(in)	50.0
Length of Ramp / Pad	(in)	94.0
Slope of the Ramp / Pad	(%)	**8.5**
X Slope of the Ramp / Pad	(%)	0.9
Top Landing Length	(in)	48.0
Top Landing Slope	(%)	1.8
Top Landing X Slope	(%)	1.5
Left Flare	(%)	**11.3**
Right Flare	(%)	**11.4**
Gutter Slope	(%)	**8.2**
Gutter XSlope	(%)	1.0
Gutter Lip	(in)	0.0
Truncated Domes	(y/n)	**NO**
Street Grade (Left / Right)	(%)	0.3 0.6
Stop/Yield Control:	(y/n)	No
Within Crosswalk	(y/n)	YES
Crosswalks Served:		1 X-walk
Tee Intersection:	(y/n)	No
Vertical Curb:		Vertical

W Perpendicular

34 Ramp Slope

- *As-Built Description:*
  Cross slope of an existing perpendicular curb ramp exceeds 1:48 (2%).
- *As-is* 2.6%
- *Proposed Solution:*
  Demolish existing and provide new, perpendicular curb ramp, including detectable warning surfaces, and top and bottom landings as required.

CBC 2016 **11B-406.5.7**
CBC 2007 **1133B.5.3.1**
ADAAG **4.8.6**
ADA-2010 **405.3**
PROWAG **R304.5.3**

Unit Cost **$6500.00**

Priority
80

Width of Ramp / Pad	(in)	50.0
Length of Ramp / Pad	(in)	82.0
Slope of the Ramp / Pad	(%)	7.9
X Slope of the Ramp / Pad	(%)	**2.6**
Top Landing Length	(in)	48.0
Top Landing Slope	(%)	**2.1**
Top Landing X Slope	(%)	0.1
Left Flare	(%)	5.9
Right Flare	(%)	8.1
Gutter Slope	(%)	0.9
Gutter XSlope	(%)	0.1
Gutter Lip	(in)	**0.25**
Truncated Domes	(y/n)	**NO**
Street Grade (Left / Right)	(%)	0.7 0.6
Stop/Yield Control:	(y/n)	No
Within Crosswalk	(y/n)	YES
Crosswalks Served:		1 X-walk
Tee Intersection:	(y/n)	No
Vertical Curb:		Vertical





Total Costs for Curb Ramps at : 6th St and Robertson Blvd **$26,500.00**

E No Sidewalk, Curb Ramp Not Required

169 Pedestrian Access Route

- *As-Built Description:*
  No curb, curb ramp, or sidewalk provided. Pedestrian access route is along the vehicular lane and is not separated by a curb or other cane detectable warning.
- *Proposed Solution:*
  When curb or sidewalk is installed along either street, provide accessible curb ramp.

CBC 2007 **1127B.5.1**
ADAAG **4.7.1**
PROWAG **R304.1**

Unit Cost **$0.00**

Priority
58

		LEFT	RIGHT
Width of Ramp / Pad	(in)	N/A	N/A
Slope of the Ramp / Pad	(%)	N/A	N/A
X Slope of the Ramp / Pad	(%)	N/A	N/A
Stop/Yield Control:	(y/n)	No	
Crosswalks Served:		No X-walk	
Tee Intersection:	(y/n)	No	
Vertical Curb:		N/A	



N No Sidewalk, Curb Ramp Not Required

168 Pedestrian Access Route

- *As-Built Description:*

No curb, curb ramp, or sidewalk provided. Pedestrian access route is along the vehicular lane and is not separated by a curb or other cane detectable warning.

- *Proposed Solution:*

When curb or sidewalk is installed along either street, provide accessible curb ramp.

CBC 2007 **1127B.5.1**
ADAAG **4.7.1**
PROWAG **R304.1**

Unit Cost **$0.00**

Priority
58

		LEFT	RIGHT
Width of Ramp / Pad	(in)	N/A	N/A
Slope of the Ramp / Pad	(%)	N/A	N/A
X Slope of the Ramp / Pad	(%)	N/A	N/A

Stop/Yield Control:	(y/n)	No
Crosswalks Served:		No X-walk
Tee Intersection:	(y/n)	No
Vertical Curb:		Vertical



S Curb Ramp Required

166 Access Route

- *As-Built Description:*

Curb ramp or blended transition not provided where a pedestrian access route crosses a curb.

- *Proposed Solution:*

Provide a parallel curb ramp, including detectable warning surfaces, and top and bottom landings as required.

CBC 2007 **1127B.5.1**
ADAAG **4.7.1**
PROWAG **R207.1**

Unit Cost **$7000.00**

Priority
48

		LEFT	RIGHT
Width of Ramp / Pad	(in)	N/A	N/A
Slope of the Ramp / Pad	(%)	N/A	N/A
X Slope of the Ramp / Pad	(%)	N/A	N/A

Stop/Yield Control:	(y/n)	No
Crosswalks Served:		No X-walk
Tee Intersection:	(y/n)	No
Vertical Curb:		Vertical



W Curb Ramp Required

167 Access Route

- *As-Built Description:*
  Curb ramp or blended transition not provided where a pedestrian access route crosses a curb.
- *Proposed Solution:*
  Provide a parallel curb ramp, including detectable warning surfaces, and top and bottom landings as required.

CBC 2007 **1127B.5.1**
ADAAG **4.7.1**
PROWAG **R207.1**

Unit Cost **$7000.00**

Priority
48

		LEFT	RIGHT
Width of Ramp / Pad	(in)	N/A	N/A
Slope of the Ramp / Pad	(%)	N/A	N/A
X Slope of the Ramp / Pad	(%)	N/A	N/A

Stop/Yield Control:	(y/n)	No
Crosswalks Served:		No X-walk
Tee Intersection:	(y/n)	No
Vertical Curb:		Vertical



Total Costs for Curb Ramps at : 6th St *and* Sonoma Ave **$14,000.00**

E Perpendicular

540 Ramp Slope

- *As-Built Description:*
  Running slope of existing perpendicular curb ramp is less than 5% or greater than 8.3%.
- *As-is* 10.7%
- *Proposed Solution:*
  Demolish existing and provide new, perpendicular curb ramp, including detectable warning surfaces, and top and bottom landings as required.

CBC 2016 **11B-406.2.1**
CBC 2007 **1127B.5.3**
ADAAG **4.7.2; 4.8.2**
ADA-2010 **405.2**
PROWAG **R304.2.2**

Unit Cost **$6500.00**

Priority
65.5

Width of Ramp / Pad	(in)	48.0
Length of Ramp / Pad	(in)	72.5
Slope of the Ramp / Pad	(%)	**10.7**
X Slope of the Ramp / Pad	(%)	1.3
Top Landing Length	(in)	48.0
Top Landing Slope	(%)	1.5
Top Landing X Slope	(%)	0.7

Left Flare	(%)	9.6
Right Flare	(%)	8.3
Gutter Slope	(%)	**5.2**
Gutter XSlope	(%)	0.2
Gutter Lip	(in)	0.0
Truncated Domes	(y/n)	**NO**

Street Grade (Left / Right)	(%)	0.1	1.4
Stop/Yield Control:	(y/n)	Yes-Stop Sign	
Crosswalks Served:		No X-walk	
Tee Intersection:	(y/n)	No	
Vertical Curb:		Vertical	





N Curb Ramp Required

537 Access Route

- *As-Built Description:*

  Curb ramp or blended transition not provided where a pedestrian access route crosses a curb.

- *Proposed Solution:*

  Provide a parallel curb ramp, including detectable warning surfaces, and top and bottom landings as required.

CBC 2007 **1127B.5.1**
ADAAG **4.7.1**
PROWAG **R207.1**

Unit Cost **$7000.00**

Priority
54

		LEFT	RIGHT
Width of Ramp / Pad	(in)	N/A	N/A
Slope of the Ramp / Pad	(%)	N/A	N/A
X Slope of the Ramp / Pad	(%)	N/A	N/A
Stop/Yield Control:	(y/n)	No	
Crosswalks Served:		No X-walk	
Tee Intersection:	(y/n)	No	
Vertical Curb:		Vertical	



S Perpendicular

539 Gutter

- *As-Built Description:*

  The slope of the gutter area or street at the foot of a curb ramp, blended transition, pedestrian pad, or island cut through exceeds 1:20 (5%) in the direction of the pedestrian crossing.

- *As-is* 7.7%
- *Proposed Solution:*

  Demolish gutter or street area as required and provide 48" x 48" area at foot of curb ramp, blended transition, pedestrian pad, or island cut through with slope no greater than 5%.

CBC 2016 **11B-406.5.8**
CBC 2007 **1127B.5.3**
ADAAG **4.7.2**
ADA-2010 **406.2**
PROWAG **R304.5.4**

Unit Cost **$3000.00**

Priority
65.5

Width of Ramp / Pad	(in)	48.0	
Length of Ramp / Pad	(in)	74.0	
Slope of the Ramp / Pad	(%)	7.6	
X Slope of the Ramp / Pad	(%)	0.9	
Top Landing Length	(in)	48.0	
Top Landing Slope	(%)	1.3	
Top Landing X Slope	(%)	0.6	
Left Flare	(%)	9.1	
Right Flare	(%)	9.9	
Gutter Slope	(%)	**7.7**	
Gutter XSlope	(%)	0.6	
Gutter Lip	(in)	0.0	
Truncated Domes	(y/n)	**NO**	
Street Grade (Left / Right)	(%)	0.3	0.7
Stop/Yield Control:	(y/n)	No	
Crosswalks Served:		No X-walk	
Tee Intersection:	(y/n)	No	
Vertical Curb:		Vertical	





W Perpendicular

538 Ramp Slope

- *As-Built Description:*
  Running slope of existing perpendicular curb ramp is less than 5% or greater than 8.3%.
- *As-is* 9.9%
- *Proposed Solution:*
  Demolish existing and provide new, perpendicular curb ramp, including detectable warning surfaces, and top and bottom landings as required.

CBC 2016 **11B-406.2.1**
CBC 2007 **1127B.5.3**
ADAAG **4.7.2; 4.8.2**
ADA-2010 **405.2**
PROWAG **R304.2.2**

Unit Cost **$6500.00**

Priority
67

Width of Ramp / Pad	(in)	48.0
Length of Ramp / Pad	(in)	73.0
Slope of the Ramp / Pad	(%)	**9.9**
X Slope of the Ramp / Pad	(%)	0.4
Top Landing Length	(in)	48.0
Top Landing Slope	(%)	1.8
Top Landing X Slope	(%)	0.1
Left Flare	(%)	9.1
Right Flare	(%)	**10.6**
Gutter Slope	(%)	1.0
Gutter XSlope	(%)	1.5
Gutter Lip	(in)	0.0
Truncated Domes	(y/n)	**NO**
Street Grade (Left / Right)	(%)	0.2 2.4
Stop/Yield Control:	(y/n)	Yes-Stop Sign
Crosswalks Served:		No X-walk
Tee Intersection:	(y/n)	No
Vertical Curb:		Vertical





Total Costs for Curb Ramps at : 6th St and Trinity Ave **$23,000.00**

E Perpendicular

171 Ramp Flare

- *As-Built Description:*
  Slope of flare(s) along curb at perpendicular curb ramp exceed(s) 10%.
- *As-is* Right: 11.9%
- *Proposed Solution:*
  Demolish existing and provide new, perpendicular curb ramp, including detectable warning surfaces, and top and bottom landings as required.

CBC 2016 **11B-406.2.2**
CBC 2007 **1127B.5.3**
ADAAG **4.7.5**
ADA-2010 **406.3**
PROWAG **R304.2.3**

Unit Cost **$6500.00**

Priority
45

Width of Ramp / Pad	(in)	48.0
Length of Ramp / Pad	(in)	86.0
Slope of the Ramp / Pad	(%)	8.2
X Slope of the Ramp / Pad	(%)	0.3
Top Landing Length	(in)	48.0
Top Landing Slope	(%)	1.3
Top Landing X Slope	(%)	1.1
Left Flare	(%)	8.6
Right Flare	(%)	**11.9**
Gutter Slope	(%)	0.4
Gutter XSlope	(%)	0.5
Gutter Lip	(in)	**0.5**
Truncated Domes	(y/n)	**NO**
Street Grade (Left / Right)	(%)	0.4 4.0
Stop/Yield Control:	(y/n)	Yes-Stop Sign
Crosswalks Served:		No X-walk
Tee Intersection:	(y/n)	Yes
Vertical Curb:		Vertical





NW Curb Ramp Required

172 Access Route

- *As-Built Description:*

Curb ramp or blended transition not provided where a pedestrian access route crosses a curb.

- *Proposed Solution:*

Provide a parallel curb ramp, including detectable warning surfaces, and top and bottom landings as required.

CBC 2007 **1127B.5.1**
ADAAG **4.7.1**
PROWAG **R207.1**

Unit Cost **$7000.00**

Priority
36

		LEFT	RIGHT
Width of Ramp / Pad	(in)	N/A	N/A
Slope of the Ramp / Pad	(%)	N/A	N/A
X Slope of the Ramp / Pad	(%)	N/A	N/A

Stop/Yield Control:	(y/n)	No
Crosswalks Served:		No X-walk
Tee Intersection:	(y/n)	Yes
Vertical Curb:		Vertical



S Perpendicular

170 Ramp Flare

- *As-Built Description:*

Slope of flare(s) along curb at perpendicular curb ramp exceed(s) 10%.

- *As-is* Right: 10.2%
- *Proposed Solution:*

Demolish existing and provide new, perpendicular curb ramp, including detectable warning surfaces, and top and bottom landings as required.

CBC 2016 **11B-406.2.2**
CBC 2007 **1127B.5.3**
ADAAG **4.7.5**
ADA-2010 **406.3**
PROWAG **R304.2.3**

Unit Cost **$6500.00**

Priority
45

Width of Ramp / Pad	(in)	48.0
Length of Ramp / Pad	(in)	84.0
Slope of the Ramp / Pad	(%)	7.1
X Slope of the Ramp / Pad	(%)	0.7
Top Landing Length	(in)	48.0
Top Landing Slope	(%)	0.9
Top Landing X Slope	(%)	0.2

Left Flare	(%)	8.6
Right Flare	(%)	**10.2**
Gutter Slope	(%)	2.1
Gutter XSlope	(%)	0.7
Gutter Lip	(in)	**0.25**
Truncated Domes	(y/n)	**NO**

Street Grade (Left / Right)	(%)	1.2	0.8
Stop/Yield Control:	(y/n)	No	
Crosswalks Served:		No X-walk	
Tee Intersection:	(y/n)	Yes	
Vertical Curb:		Vertical	





Total Costs for Curb Ramps at : 6th St and Ventura Ave **$20,000.00**

Total Costs for Curb Ramps along : 6th St **$206,000.00**

Year Completed	Intersection ID	Survey Street	Cross Street
TBD	131	7th St	Alameda Ave

Orientation & ID #	Ramp Type	Existing Access Barrier and Proposed Solution	Codes / Mitigation Info	Measurements

E Parallel

525 Ramp Cross Slope

- *As-Built Description:*
  Cross slope of existing parallel curb ramp exceeds 2%.
- *As-is* Left: 3.9% Right: 2.4%
- *Proposed Solution:*
  Demolish existing and provide new parallel curb ramp including detectable warning surfaces, and top and bottom landings as required.

CBC 2016 **11B-406.5.7**
ADAAG **4.8.6**
PROWAG **R304.5.3**

Unit Cost **$7000.00**

Priority
45.5





		LEFT	RIGHT
Width of Ramp / Pad	(in)	54.5	54.0
Length of Ramp / Pad	(in)	103.0	130.0
Slope of the Ramp / Pad	(%)	7.2	6.0
X Slope of the Ramp / Pad	(%)	**3.9**	**2.4**
Top Landing Length	(in)	48.0	48.0
Top Landing Slope	(%)	0.9	**2.7**
Top Landing X Slope	(%)	**2.7**	**2.4**
Bottom Landing Length	(in)	60.0	
Bottom Landing Slope	(%)	**4.9**	
Bottom Landing X Slope	(%)	1.2	
Gutter Slope	(%)	3.4	
Gutter XSlope	(%)	0.5	
Gutter Lip	(in)	0.0	
Truncated Domes	(y/n)	YES	
Dome Setback	(in)	**8.0**	
Street Grade (Left / Right)	(%)	0.3	0.4
Stop/Yield Control:	(y/n)	No	
Crosswalks Served:		No X-walk	
Tee Intersection:	(y/n)	No	
Vertical Curb:		Vertical	

N Parallel

526 Ramp Landing

- *As-Built Description:*
  Cross slope at top landing of existing parallel curb ramp exceeds 2%.
- *As-is* Left: 3.8%
- *Proposed Solution:*
  Demolish existing and provide new top landing sloped at 2% max. Curb ramp to remain.

CBC 2016 **11B-406.5.3**
CBC 2007 **1127B.5.4**
ADAAG **4.8.4; 4.8.6**
PROWAG **R304.5.3**

Unit Cost **$3500.00**

Priority
42.5





		LEFT	RIGHT
Width of Ramp / Pad	(in)	67.0	65.5
Length of Ramp / Pad	(in)	126.0	96.0
Slope of the Ramp / Pad	(%)	6.6	8.3
X Slope of the Ramp / Pad	(%)	0.0	1.0
Top Landing Length	(in)	48.0	48.0
Top Landing Slope	(%)	0.9	**4.5**
Top Landing X Slope	(%)	**3.8**	1.1
Bottom Landing Length	(in)	48.0	
Bottom Landing Slope	(%)	0.8	
Bottom Landing X Slope	(%)	0.5	
Gutter Slope	(%)	**8.6**	
Gutter XSlope	(%)	0.1	
Gutter Lip	(in)	0.0	
Truncated Domes	(y/n)	YES	
Dome Setback	(in)	**8.0**	
Street Grade (Left / Right)	(%)	2.8	0.9
Stop/Yield Control:	(y/n)	No	
Crosswalks Served:		No X-walk	
Tee Intersection:	(y/n)	No	
Vertical Curb:		Vertical	

S No Sidewalk, Curb Ramp Not Required

528 Pedestrian Access Route

- *As-Built Description:*

No curb, curb ramp, or sidewalk provided. Pedestrian access route is along the vehicular lane and is not separated by a curb or other cane detectable warning.

- *Proposed Solution:*

When curb or sidewalk is installed along either street, provide accessible curb ramp.

CBC 2007 **1127B.5.1**
ADAAG **4.7.1**
PROWAG **R304.1**

Unit Cost **$0.00**

Priority
42

		LEFT	RIGHT
Width of Ramp / Pad	(in)	N/A	N/A
Slope of the Ramp / Pad	(%)	N/A	N/A
X Slope of the Ramp / Pad	(%)	N/A	N/A
Stop/Yield Control:	(y/n)	No	
Crosswalks Served:		No X-walk	
Tee Intersection:	(y/n)	No	
Vertical Curb:		Vertical	



W Parallel

527 Ramp Landing

- *As-Built Description:*

Cross slope at top landing of existing parallel curb ramp exceeds 2%.

- *As-is* Left: 2.6%
- *Proposed Solution:*

Demolish existing and provide new top landing sloped at 2% max. Curb ramp to remain.

CBC 2016 **11B-406.5.3**
CBC 2007 **1127B.5.4**
ADAAG **4.8.4; 4.8.6**
PROWAG **R304.5.3**

Unit Cost **$3500.00**

Priority
35

		LEFT	RIGHT
Width of Ramp / Pad	(in)	54.0	52.0
Length of Ramp / Pad	(in)	72.0	92.0
Slope of the Ramp / Pad	(%)	5.7	6.0
X Slope of the Ramp / Pad	(%)	1.0	1.7
Top Landing Length	(in)	48.0	48.0
Top Landing Slope	(%)	0.6	1.8
Top Landing X Slope	(%)	**2.6**	1.9
Bottom Landing Length	(in)	60.0	
Bottom Landing Slope	(%)	1.3	
Bottom Landing X Slope	(%)	1.4	
Gutter Slope	(%)	5.0	
Gutter XSlope	(%)	1.8	
Gutter Lip	(in)	**0.5**	
Truncated Domes	(y/n)	YES	
Dome Setback	(in)	**8.0**	
Street Grade (Left / Right)	(%)	0.1	1.4
Stop/Yield Control:	(y/n)	No	
Crosswalks Served:		No X-walk	
Tee Intersection:	(y/n)	No	
Vertical Curb:		Vertical	





Total Costs for Curb Ramps at : 7th St and Alameda Ave **$14,000.00**

E Perpendicular

512 Ramp Landing

- *As-Built Description:*

Top landing at existing perpendicular curb ramp or blended transition is less than 48" x 48" (60" length x ramp width preferred).

- *As-is* 0.0"
- *Proposed Solution:*

Demolish existing and provide new, parallel curb ramp, including detectable warning surfaces, and top and bottom landings as required.

CBC 2016 **11B-406.5.3**
CBC 2007 **1127B.5.4**
ADAAG **4.8.4**
ADA-2010 **405.7**
PROWAG **R304.2.1**

Unit Cost **$7000.00**

Priority
76





Width of Ramp / Pad	(in)	60.0	
Length of Ramp / Pad	(in)	74.0	
Slope of the Ramp / Pad	(%)	**9.3**	
X Slope of the Ramp / Pad	(%)	1.2	
Top Landing Length	(in)	**0.0**	
Top Landing Slope	(%)	N/A	
Top Landing X Slope	(%)	N/A	
Left Flare	(%)	**18.9**	
Right Flare	(%)	**22.0**	
Gutter Slope	(%)	**8.8**	
Gutter XSlope	(%)	0.4	
Gutter Lip	(in)	**0.25**	
Truncated Domes	(y/n)	**NO**	
Street Grade (Left / Right)	(%)	0.4	2.8
Stop/Yield Control:	(y/n)	No	
Crosswalks Served:		No X-walk	
Tee Intersection:	(y/n)	No	
Vertical Curb:		Vertical	

N Perpendicular

513 Ramp Landing

- *As-Built Description:*

Top landing at existing perpendicular curb ramp or blended transition is less than 48" x 48" (60" length x ramp width preferred).

- *As-is* 0.0"
- *Proposed Solution:*

Demolish existing and provide new, parallel curb ramp, including detectable warning surfaces, and top and bottom landings as required.

CBC 2016 **11B-406.5.3**
CBC 2007 **1127B.5.4**
ADAAG **4.8.4**
ADA-2010 **405.7**
PROWAG **R304.2.1**

Unit Cost **$7000.00**

Priority
71





Width of Ramp / Pad	(in)	84.0	
Length of Ramp / Pad	(in)	92.0	
Slope of the Ramp / Pad	(%)	**11.6**	
X Slope of the Ramp / Pad	(%)	0.5	
Top Landing Length	(in)	**0.0**	
Top Landing Slope	(%)	N/A	
Top Landing X Slope	(%)	N/A	
Left Flare	(%)	**24.4**	
Right Flare	(%)	**20.7**	
Gutter Slope	(%)	3.1	
Gutter XSlope	(%)	1.2	
Gutter Lip	(in)	**0.25**	
Truncated Domes	(y/n)	**NO**	
Street Grade (Left / Right)	(%)	8.8	2.7
Stop/Yield Control:	(y/n)	No	
Crosswalks Served:		No X-walk	
Tee Intersection:	(y/n)	No	
Vertical Curb:		Vertical	

S Perpendicular

511 Ramp Landing

- *As-Built Description:*

Top landing at existing perpendicular curb ramp or blended transition is less than 48" x 48" (60" length x ramp width preferred).

- *As-is* 0.0"
- *Proposed Solution:*

Demolish existing and provide new, parallel curb ramp, including detectable warning surfaces, and top and bottom landings as required.

CBC 2016 **11B-406.5.3**
CBC 2007 **1127B.5.4**
ADAAG **4.8.4**
ADA-2010 **405.7**
PROWAG **R304.2.1**

Unit Cost **$7000.00**

Priority
71

Width of Ramp / Pad	(in)	60.0
Length of Ramp / Pad	(in)	72.0
Slope of the Ramp / Pad	(%)	**10.5**
X Slope of the Ramp / Pad	(%)	1.6
Top Landing Length	(in)	**0.0**
Top Landing Slope	(%)	N/A
Top Landing X Slope	(%)	N/A
Left Flare	(%)	**16.6**
Right Flare	(%)	**20.0**
Gutter Slope	(%)	0.5
Gutter XSlope	(%)	0.3
Gutter Lip	(in)	**0.5**
Truncated Domes	(y/n)	**NO**
Street Grade (Left / Right)	(%)	0.0 1.8
Stop/Yield Control:	(y/n)	No
Crosswalks Served:		No X-walk
Tee Intersection:	(y/n)	No
Vertical Curb:		Vertical





W Curb Ramp Required

514 Access Route

- *As-Built Description:*

Curb ramp or blended transition not provided where a pedestrian access route crosses a curb.

- *Proposed Solution:*

Provide a parallel curb ramp, including detectable warning surfaces, and top and bottom landings as required.

CBC 2007 **1127B.5.1**
ADAAG **4.7.1**
PROWAG **R207.1**

Unit Cost **$7000.00**

Priority
32

		LEFT	RIGHT
Width of Ramp / Pad	(in)	N/A	N/A
Slope of the Ramp / Pad	(%)	N/A	N/A
X Slope of the Ramp / Pad	(%)	N/A	N/A
Stop/Yield Control:	(y/n)	No	
Crosswalks Served:		No X-walk	
Tee Intersection:	(y/n)	No	
Vertical Curb:		Vertical	



Total Costs for Curb Ramps at : 7th St and Colusa Ave **$28,000.00**

E Parallel

532 Ramp Landing

CBC 2016 **11B-406.5.3**
CBC 2007 **1127B.5.4**
ADAAG **4.8.4; 4.8.6**
PROWAG **R304.5.3**

• *As-Built Description:*
Cross slope at top landing of existing parallel curb ramp exceeds 2%.

• *As-is* Right: 3.6%

• *Proposed Solution:*
Demolish existing and provide new top landing sloped at 2% max. Curb ramp to remain.

Unit Cost **$3500.00**

Priority
51





		LEFT	RIGHT
Width of Ramp / Pad	(in)	56.0	56.0
Length of Ramp / Pad	(in)	103.0	110.0
Slope of the Ramp / Pad	(%)	6.1	6.5
X Slope of the Ramp / Pad	(%)	0.3	0.1
Top Landing Length	(in)	48.0	48.0
Top Landing Slope	(%)	1.3	0.9
Top Landing X Slope	(%)	1.6	**3.6**
Bottom Landing Length	(in)	48.0	
Bottom Landing Slope	(%)	0.3	
Bottom Landing X Slope	(%)	0.9	
Gutter Slope	(%)	**10.3**	
Gutter XSlope	(%)	0.2	
Gutter Lip	(in)	0.0	
Truncated Domes	(y/n)	YES	
Dome Setback	(in)	**8.0**	
Street Grade (Left / Right)	(%)	4.0	1.7
Stop/Yield Control:	(y/n)	Yes-Stop Sign	
Crosswalks Served:		No X-walk	
Tee Intersection:	(y/n)	No	
Vertical Curb:		Vertical	

N Parallel

531 Detectable Warning Surface

CBC 2016 **11B-705.1.2.2**
ADAAG **4.7.7, 4.29.1&2**
ADA-2010 **705.1**

• *As-Built Description:*
The detectable warning surface is not located between 6" - 8" from the curb line on a curb ramp or at the edges on a pedestrian island, cut-through island, pedestrian pad, perpendicular curb ramp or blended transition. (0" from curb line on a parallel curb ramp.)

• *As-is* 8.0"

• *Proposed Solution:*
Relocate the detectable warning surface.

Unit Cost **$500.00**

Priority
42





		LEFT	RIGHT
Width of Ramp / Pad	(in)	60.0	60.5
Length of Ramp / Pad	(in)	114.0	106.0
Slope of the Ramp / Pad	(%)	5.8	8.0
X Slope of the Ramp / Pad	(%)	0.4	1.3
Top Landing Length	(in)	48.0	48.0
Top Landing Slope	(%)	0.1	1.3
Top Landing X Slope	(%)	1.1	1.3
Bottom Landing Length	(in)	48.0	
Bottom Landing Slope	(%)	1.3	
Bottom Landing X Slope	(%)	0.5	
Gutter Slope	(%)	1.9	
Gutter XSlope	(%)	0.4	
Gutter Lip	(in)	0.0	
Truncated Domes	(y/n)	YES	
Dome Setback	(in)	**8.0**	
Street Grade (Left / Right)	(%)	0.3	1.7
Stop/Yield Control:	(y/n)	No	
Crosswalks Served:		No X-walk	
Tee Intersection:	(y/n)	No	
Vertical Curb:		Vertical	

S Parallel

529 Ramp Cross Slope

- *As-Built Description:*
  Cross slope of existing parallel curb ramp exceeds 2%.
- *As-is* Left: 2.7%
- *Proposed Solution:*
  Demolish existing and provide new parallel curb ramp including detectable warning surfaces, and top and bottom landings as required.

CBC 2016 **11B-406.5.7**
ADAAG **4.8.6**
PROWAG **R304.5.3**

Unit Cost **$7000.00**

Priority
49.5





		LEFT	RIGHT
Width of Ramp / Pad	(in)	54.0	52.5
Length of Ramp / Pad	(in)	108.0	96.0
Slope of the Ramp / Pad	(%)	5.9	4.0
X Slope of the Ramp / Pad	(%)	**2.7**	0.7
Top Landing Length	(in)	48.0	48.0
Top Landing Slope	(%)	0.1	1.9
Top Landing X Slope	(%)	**3.0**	1.7
Bottom Landing Length	(in)	48.0	
Bottom Landing Slope	(%)	2.0	
Bottom Landing X Slope	(%)	1.3	
Gutter Slope	(%)	**5.3**	
Gutter XSlope	(%)	0.2	
Gutter Lip	(in)	0.0	
Truncated Domes	(y/n)	YES	
Dome Setback	(in)	**8.0**	
Street Grade (Left / Right)	(%)	4.6	2.9
Stop/Yield Control:	(y/n)	No	
Crosswalks Served:		No X-walk	
Tee Intersection:	(y/n)	No	
Vertical Curb:		Vertical	

W Parallel

530 Ramp Cross Slope

- *As-Built Description:*
  Cross slope of existing parallel curb ramp exceeds 2%.
- *As-is* Right: 2.1%
- *Proposed Solution:*
  Demolish existing and provide new parallel curb ramp including detectable warning surfaces, and top and bottom landings as required.

CBC 2016 **11B-406.5.7**
ADAAG **4.8.6**
PROWAG **R304.5.3**

Unit Cost **$7000.00**

Priority
52.5





		LEFT	RIGHT
Width of Ramp / Pad	(in)	60.0	60.0
Length of Ramp / Pad	(in)	113.0	122.0
Slope of the Ramp / Pad	(%)	6.5	7.3
X Slope of the Ramp / Pad	(%)	0.6	**2.1**
Top Landing Length	(in)	48.0	**0.0**
Top Landing Slope	(%)	0.0	N/A
Top Landing X Slope	(%)	**2.4**	N/A
Bottom Landing Length	(in)	48.0	
Bottom Landing Slope	(%)	**2.4**	
Bottom Landing X Slope	(%)	0.5	
Gutter Slope	(%)	0.4	
Gutter XSlope	(%)	0.1	
Gutter Lip	(in)	0.0	
Truncated Domes	(y/n)	YES	
Dome Setback	(in)	**8.0**	
Street Grade (Left / Right)	(%)	1.2	0.9
Stop/Yield Control:	(y/n)	Yes-Stop Sign	
Crosswalks Served:		No X-walk	
Tee Intersection:	(y/n)	No	
Vertical Curb:		Vertical	

Total Costs for Curb Ramps at : 7th St and Humboldt Ave **$18,000.00**

E Perpendicular

194 Ramp Flare

- *As-Built Description:*
  Slope of flare(s) along curb at perpendicular curb ramp exceed(s) 10%.
- *As-is* Left: 10.4%
- *Proposed Solution:*
  Demolish existing and provide new, perpendicular curb ramp, including detectable warning surfaces, and top and bottom landings as required.

CBC 2016 **11B-406.2.2**
CBC 2007 **1127B.5.3**
ADAAG **4.7.5**
ADA-2010 **406.3**
PROWAG **R304.2.3**

Unit Cost **$6500.00**

Priority
78

Width of Ramp / Pad	(in)	48.0
Length of Ramp / Pad	(in)	96.0
Slope of the Ramp / Pad	(%)	7.2
X Slope of the Ramp / Pad	(%)	1.3
Top Landing Length	(in)	48.0
Top Landing Slope	(%)	1.3
Top Landing X Slope	(%)	0.6
Left Flare	(%)	**10.4**
Right Flare	(%)	9.0
Gutter Slope	(%)	2.9
Gutter XSlope	(%)	0.4
Gutter Lip	(in)	0.0
Truncated Domes	(y/n)	**NO**
Street Grade (Left / Right)	(%)	0.5 1.5
Stop/Yield Control:	(y/n)	No
Crosswalks Served:		No X-walk
Tee Intersection:	(y/n)	No
Vertical Curb:		Vertical





N Curb Ramp Required

192 Access Route

- *As-Built Description:*
  Curb ramp or blended transition not provided where a pedestrian access route crosses a curb.
- *Proposed Solution:*
  Provide a parallel curb ramp, including detectable warning surfaces, and top and bottom landings as required.

CBC 2007 **1127B.5.1**
ADAAG **4.7.1**
PROWAG **R207.1**

Unit Cost **$7000.00**

Priority
80

		LEFT	RIGHT
Width of Ramp / Pad	(in)	N/A	N/A
Slope of the Ramp / Pad	(%)	N/A	N/A
X Slope of the Ramp / Pad	(%)	N/A	N/A
Stop/Yield Control:	(y/n)	No	
Crosswalks Served:		No X-walk	
Tee Intersection:	(y/n)	No	
Vertical Curb:		Vertical	



S Perpendicular

195 Ramp Slope

- *As-Built Description:*

Running slope of existing perpendicular curb ramp is less than 5% or greater than 8.3%.

- *As-is* 9.2%
- *Proposed Solution:*

Demolish existing and provide new, perpendicular curb ramp, including detectable warning surfaces, and top and bottom landings as required.

CBC 2016 **11B-406.2.1**
CBC 2007 **1127B.5.3**
ADAAG **4.7.2; 4.8.2**
ADA-2010 **405.2**
PROWAG **R304.2.2**

Unit Cost **$6500.00**

Priority

89

Width of Ramp / Pad	(in)	48.0
Length of Ramp / Pad	(in)	82.0
Slope of the Ramp / Pad	(%)	**9.2**
X Slope of the Ramp / Pad	(%)	1.4
Top Landing Length	(in)	48.0
Top Landing Slope	(%)	**2.4**
Top Landing X Slope	(%)	0.7
Left Flare	(%)	8.3
Right Flare	(%)	5.6
Gutter Slope	(%)	3.3
Gutter XSlope	(%)	1.3
Gutter Lip	(in)	0.0
Truncated Domes	(y/n)	**NO**
Street Grade (Left / Right)	(%)	3.6 0.1
Stop/Yield Control:	(y/n)	No
Crosswalks Served:		No X-walk
Tee Intersection:	(y/n)	No
Vertical Curb:		Vertical





W Curb Ramp Required

193 Access Route

- *As-Built Description:*

Curb ramp or blended transition not provided where a pedestrian access route crosses a curb.

- *Proposed Solution:*

Provide a parallel curb ramp, including detectable warning surfaces, and top and bottom landings as required.

CBC 2007 **1127B.5.1**
ADAAG **4.7.1**
PROWAG **R207.1**

Unit Cost **$7000.00**

Priority

70

		LEFT	RIGHT
Width of Ramp / Pad	(in)	N/A	N/A
Slope of the Ramp / Pad	(%)	N/A	N/A
X Slope of the Ramp / Pad	(%)	N/A	N/A
Stop/Yield Control:	(y/n)	Yes-Stop Sign	
Crosswalks Served:		No X-walk	
Tee Intersection:	(y/n)	No	
Vertical Curb:		Vertical	



Total Costs for Curb Ramps at : 7th St and Kings Ave **$27,000.00**

E Parallel

187 Detectable Warning Surface

CBC 2016 **11B-705.1.2.2**
ADAAG **4.7.7, 4.29.1&2**
ADA-2010 **705.1**

Unit Cost **$500.00**

Priority
76

- *As-Built Description:*
  The detectable warning surface is not located between 6" - 8" from the curb line on a curb ramp or at the edges on a pedestrian island, cut-through island, pedestrian pad, perpendicular curb ramp or blended transition. (0" from curb line on a parallel curb ramp.)
- *As-is* 8.0"
- *Proposed Solution:*
  Relocate the detectable warning surface.





		LEFT	RIGHT
Width of Ramp / Pad	(in)	62.0	63.0
Length of Ramp / Pad	(in)	105.0	120.0
Slope of the Ramp / Pad	(%)	4.8	5.2
X Slope of the Ramp / Pad	(%)	0.7	0.5
Top Landing Length	(in)	48.0	**0.0**
Top Landing Slope	(%)	1.1	N/A
Top Landing X Slope	(%)	1.7	N/A
Bottom Landing Length	(in)	60.0	
Bottom Landing Slope	(%)	0.7	
Bottom Landing X Slope	(%)	0.1	
Gutter Slope	(%)	3.9	
Gutter XSlope	(%)	0.7	
Gutter Lip	(in)	0.0	
Truncated Domes	(y/n)	YES	
Dome Setback	(in)	**8.0**	
Street Grade (Left / Right)	(%)	0.6	3.8
Stop/Yield Control:	(y/n)	No	
Within Crosswalk	(y/n)	YES	
Crosswalks Served:		1 X-walk	
Tee Intersection:	(y/n)	No	
Vertical Curb:		Vertical	

N Perpendicular

184 Ramp Slope

CBC 2016 **11B-406.5.7**
CBC 2007 **1133B.5.3.1**
ADAAG **4.8.6**
ADA-2010 **405.3**
PROWAG **R304.5.3**

Unit Cost **$6500.00**

Priority
72.5

- *As-Built Description:*
  Cross slope of an existing perpendicular curb ramp exceeds 1:48 (2%).
- *As-is* 2.1%
- *Proposed Solution:*
  Demolish existing and provide new, perpendicular curb ramp, including detectable warning surfaces, and top and bottom landings as required.





Width of Ramp / Pad	(in)	51.0	
Length of Ramp / Pad	(in)	82.0	
Slope of the Ramp / Pad	(%)	6.4	
X Slope of the Ramp / Pad	(%)	**2.1**	
Top Landing Length	(in)	48.0	
Top Landing Slope	(%)	0.5	
Top Landing X Slope	(%)	0.1	
Left Flare	(%)	N/A	
Right Flare	(%)	N/A	
Gutter Slope	(%)	3.2	
Gutter XSlope	(%)	0.3	
Gutter Lip	(in)	0.0	
Truncated Domes	(y/n)	YES	
Dome Setback	(in)	6.0	
Street Grade (Left / Right)	(%)	0.1	0.6
Stop/Yield Control:	(y/n)	No	
Within Crosswalk	(y/n)	YES	
Crosswalks Served:		1 X-walk	
Tee Intersection:	(y/n)	No	
Vertical Curb:		Vertical	

S Parallel

186 Detectable Warning Surface

CBC 2016 **11B-705.1.2.2**
ADAAG **4.7.7, 4.29.1&2**
ADA-2010 **705.1**

Unit Cost **$500.00**

Priority
76

- *As-Built Description:*

The detectable warning surface is not located between 6" - 8" from the curb line on a curb ramp or at the edges on a pedestrian island, cut-through island, pedestrian pad, perpendicular curb ramp or blended transition. (0" from curb line on a parallel curb ramp.)

- *As-is* 6.0"
- *Proposed Solution:*

Relocate the detectable warning surface.





		LEFT	RIGHT
Width of Ramp / Pad	(in)	62.0	62.5
Length of Ramp / Pad	(in)	146.0	123.0
Slope of the Ramp / Pad	(%)	5.5	4.4
X Slope of the Ramp / Pad	(%)	1.2	0.9
Top Landing Length	(in)	**0.0**	48.0
Top Landing Slope	(%)	N/A	0.6
Top Landing X Slope	(%)	N/A	1.5
Bottom Landing Length	(in)	60.0	
Bottom Landing Slope	(%)	0.6	
Bottom Landing X Slope	(%)	1.4	
Gutter Slope	(%)	1.9	
Gutter XSlope	(%)	0.3	
Gutter Lip	(in)	0.0	
Truncated Domes	(y/n)	YES	
Dome Setback	(in)	**6.0**	
Street Grade (Left / Right)	(%)	0.5	4.9
Stop/Yield Control:	(y/n)	No	
Within Crosswalk	(y/n)	YES	
Crosswalks Served:		1 X-walk	
Tee Intersection:	(y/n)	No	
Vertical Curb:		Vertical	

W Perpendicular

185 Gutter

CBC 2016 **11B-406.5.8**
CBC 2007 **1127B.5**
ADAAG **4.8.6**
PROWAG **R304.5.3**

Unit Cost **$3000.00**

Priority
73.5

- *As-Built Description:*

The cross slope of the gutter area or street at the foot of a curb ramp, blended transition, pedestrian pad, or island cut through exceeds 2%.

- *As-is* 2.3%
- *Proposed Solution:*

Demolish gutter or street area as required and provide 48" x 48" area at foot of curb ramp, blended transition, pedestrian pad, or island cut through with a cross slope no greater than 2%.





Width of Ramp / Pad	(in)	48.0
Length of Ramp / Pad	(in)	79.0
Slope of the Ramp / Pad	(%)	6.3
X Slope of the Ramp / Pad	(%)	0.8
Top Landing Length	(in)	48.0
Top Landing Slope	(%)	0.6
Top Landing X Slope	(%)	0.6
Left Flare	(%)	5.0
Right Flare	(%)	4.5
Gutter Slope	(%)	3.5
Gutter XSlope	(%)	**2.3**
Gutter Lip	(in)	**0.5**
Truncated Domes	(y/n)	YES
Dome Setback	(in)	6.0
Street Grade (Left / Right)	(%)	0.8 2.2
Stop/Yield Control:	(y/n)	No
Within Crosswalk	(y/n)	YES
Crosswalks Served:		1 X-walk
Tee Intersection:	(y/n)	No
Vertical Curb:		Vertical

Total Costs for Curb Ramps at : 7th St and Lake Ave **$10,500.00**

E Curb Ramp Required

181 Access Route

- *As-Built Description:*
  Curb ramp or blended transition not provided where a pedestrian access route crosses a curb.
- *Proposed Solution:*
  Provide a parallel curb ramp, including detectable warning surfaces, and top and bottom landings as required.

CBC 2007 **1127B.5.1**
ADAAG **4.7.1**
PROWAG **R207.1**

Unit Cost **$7000.00**

Priority
58

		LEFT	RIGHT
Width of Ramp / Pad	(in)	N/A	N/A
Slope of the Ramp / Pad	(%)	N/A	N/A
X Slope of the Ramp / Pad	(%)	N/A	N/A

Stop/Yield Control:	(y/n)	No
Crosswalks Served:		No X-walk
Tee Intersection:	(y/n)	No
Vertical Curb:		Vertical



N Curb Ramp Required

180 Access Route

- *As-Built Description:*
  Curb ramp or blended transition not provided where a pedestrian access route crosses a curb.
- *Proposed Solution:*
  Provide a parallel curb ramp, including detectable warning surfaces, and top and bottom landings as required.

CBC 2007 **1127B.5.1**
ADAAG **4.7.1**
PROWAG **R207.1**

Unit Cost **$7000.00**

Priority
58

		LEFT	RIGHT
Width of Ramp / Pad	(in)	N/A	N/A
Slope of the Ramp / Pad	(%)	N/A	N/A
X Slope of the Ramp / Pad	(%)	N/A	N/A

Stop/Yield Control:	(y/n)	No
Crosswalks Served:		No X-walk
Tee Intersection:	(y/n)	No
Vertical Curb:		Vertical



S Curb Ramp Required

182 Access Route

- *As-Built Description:*
  Curb ramp or blended transition not provided where a pedestrian access route crosses a curb.
- *Proposed Solution:*
  Provide a parallel curb ramp, including detectable warning surfaces, and top and bottom landings as required.

CBC 2007 **1127B.5.1**
ADAAG **4.7.1**
PROWAG **R207.1**

Unit Cost **$7000.00**

Priority
68

		LEFT	RIGHT
Width of Ramp / Pad	(in)	N/A	N/A
Slope of the Ramp / Pad	(%)	N/A	N/A
X Slope of the Ramp / Pad	(%)	N/A	N/A

Stop/Yield Control:	(y/n)	No
Crosswalks Served:		No X-walk
Tee Intersection:	(y/n)	No
Vertical Curb:		Vertical



W No Sidewalk, Curb Ramp Not Required

183 Pedestrian Access Route

- *As-Built Description:*
  No curb, curb ramp, or sidewalk provided. Pedestrian access route is along the vehicular lane and is not separated by a curb or other cane detectable warning.
- *Proposed Solution:*
  When curb or sidewalk is installed along either street, provide accessible curb ramp.

CBC 2007 **1127B.5.1**
ADAAG **4.7.1**
PROWAG **R304.1**

Unit Cost **$0.00**

Priority
78

		LEFT	RIGHT
Width of Ramp / Pad	(in)	N/A	N/A
Slope of the Ramp / Pad	(%)	N/A	N/A
X Slope of the Ramp / Pad	(%)	N/A	N/A

Stop/Yield Control:	(y/n)	No
Crosswalks Served:		No X-walk
Tee Intersection:	(y/n)	No
Vertical Curb:		Vertical



Total Costs for Curb Ramps at : 7th St and Monterey Ave **$21,000.00**

E Under Construction

548 Existing Curb Ramp

- *As-Built Description:*

  At time of the survey curb ramp, pedestrian pad, or island is currently under construction and/or renovation.

- *Proposed Solution:*

  Ensure compliance with ADAAG 4.1.6 and CBC 11B -202.

CBC 2016 **11B-202**
CBC 2007 **1134B.2.1**
ADAAG **4.1.6**

Unit Cost **$0.00**

Priority
54

Width of Ramp / Pad	(in)	
Slope of the Ramp / Pad	(%)	
X Slope of the Ramp / Pad	(%)	
Stop/Yield Control:	(y/n)	No
Crosswalks Served:		2 X-walk
Tee Intersection:	(y/n)	No
Vertical Curb:		Vertical



N Perpendicular

545 Ramp Slope

- *As-Built Description:*

  Cross slope of an existing perpendicular curb ramp exceeds 1:48 (2%).

- *As-is* 2.2%
- *Proposed Solution:*

  Demolish existing and provide new, perpendicular curb ramp, including detectable warning surfaces, and top and bottom landings as required.

CBC 2016 **11B-406.5.7**
CBC 2007 **1133B.5.3.1**
ADAAG **4.8.6**
ADA-2010 **405.3**
PROWAG **R304.5.3**

Unit Cost **$6500.00**

Priority
66.5

Width of Ramp / Pad	(in)	60.0	
Length of Ramp / Pad	(in)	68.0	
Slope of the Ramp / Pad	(%)	6.1	
X Slope of the Ramp / Pad	(%)	**2.2**	
Top Landing Length	(in)	48.0	
Top Landing Slope	(%)	1.1	
Top Landing X Slope	(%)	0.1	
Left Flare	(%)	8.4	
Right Flare	(%)	8.7	
Gutter Slope	(%)	**9.5**	
Gutter XSlope	(%)	0.8	
Gutter Lip	(in)	0.0	
Truncated Domes	(y/n)	YES	
Dome Setback	(in)	6.0	
Street Grade (Left / Right)	(%)	0.2	0.4
Stop/Yield Control:	(y/n)	No	
Within Crosswalk	(y/n)	YES	
Crosswalks Served:		2 X-walk	
Tee Intersection:	(y/n)	No	
Vertical Curb:		Vertical	





S Under Construction

547 Existing Curb Ramp

- *As-Built Description:*
  At time of the survey curb ramp, pedestrian pad, or island is currently under construction and/or renovation.
- *Proposed Solution:*
  Ensure compliance with ADAAG 4.1.6 and CBC 11B -202.

CBC 2016 ***11B-202***
CBC 2007 **1134B.2.1**
ADAAG **4.1.6**

Unit Cost **$0.00**

Priority
54

Width of Ramp / Pad	(in)	
Slope of the Ramp / Pad	(%)	
X Slope of the Ramp / Pad	(%)	
Stop/Yield Control:	(y/n)	No
Crosswalks Served:		2 X-walk
Tee Intersection:	(y/n)	No
Vertical Curb:		Vertical



W Perpendicular

546 Gutter

- *As-Built Description:*
  The slope of the gutter area or street at the foot of a curb ramp, blended transition, pedestrian pad, or island cut through exceeds 1:20 (5%) in the direction of the pedestrian crossing.
- *As-is* 7.5%
- *Proposed Solution:*
  Demolish gutter or street area as required and provide 48" x 48" area at foot of curb ramp, blended transition, pedestrian pad, or island cut through with slope no greater than 5%.

CBC 2016 **11B-406.5.8**
CBC 2007 **1127B.5.3**
ADAAG **4.7.2**
ADA-2010 **406.2**
PROWAG **R304.5.4**

Unit Cost **$3000.00**

Priority
61.5

Width of Ramp / Pad	(in)	48.0	
Length of Ramp / Pad	(in)	65.0	
Slope of the Ramp / Pad	(%)	8.1	
X Slope of the Ramp / Pad	(%)	1.2	
Top Landing Length	(in)	48.0	
Top Landing Slope	(%)	1.8	
Top Landing X Slope	(%)	0.8	
Left Flare	(%)	8.2	
Right Flare	(%)	8.9	
Gutter Slope	(%)	**7.5**	
Gutter XSlope	(%)	0.8	
Gutter Lip	(in)	0.0	
Truncated Domes	(y/n)	YES	
Dome Setback	(in)	6.0	
Street Grade (Left / Right)	(%)	0.9	4.1
Stop/Yield Control:	(y/n)	No	
Within Crosswalk	(y/n)	YES	
Crosswalks Served:		2 X-walk	
Tee Intersection:	(y/n)	No	
Vertical Curb:		Vertical	





Total Costs for Curb Ramps at : **7th St** ***and*** **Orange Ave** **$9,500.00**

E Perpendicular

191 Ramp Slope

- *As-Built Description:*

Running slope of existing perpendicular curb ramp is less than 5% or greater than 8.3%.

- *As-is* 13.3%
- *Proposed Solution:*

Demolish existing and provide new, perpendicular curb ramp, including detectable warning surfaces, and top and bottom landings as required.

CBC 2016 **11B-406.2.1**
CBC 2007 **1127B.5.3**
ADAAG **4.7.2; 4.8.2**
ADA-2010 **405.2**
PROWAG **R304.2.2**

Unit Cost **$6500.00**

Priority

117

Width of Ramp / Pad	(in)	56.0
Length of Ramp / Pad	(in)	52.0
Slope of the Ramp / Pad	(%)	**13.3**
X Slope of the Ramp / Pad	(%)	1.4
Top Landing Length	(in)	48.0
Top Landing Slope	(%)	0.2
Top Landing X Slope	(%)	**2.5**
Left Flare	(%)	**29.5**
Right Flare	(%)	**29.7**
Gutter Slope	(%)	**10.7**
Gutter XSlope	(%)	0.4
Gutter Lip	(in)	**1.0**
Truncated Domes	(y/n)	**NO**
Street Grade (Left / Right)	(%)	2.7 1.0
Stop/Yield Control:	(y/n)	No
Crosswalks Served:		No X-walk
Tee Intersection:	(y/n)	No
Vertical Curb:		Vertical





N Curb Ramp Required

188 Access Route

- *As-Built Description:*

Curb ramp or blended transition not provided where a pedestrian access route crosses a curb.

- *Proposed Solution:*

Provide a parallel curb ramp, including detectable warning surfaces, and top and bottom landings as required.

CBC 2007 **1127B.5.1**
ADAAG **4.7.1**
PROWAG **R207.1**

Unit Cost **$7000.00**

Priority

70

		LEFT	RIGHT
Width of Ramp / Pad	(in)	N/A	N/A
Slope of the Ramp / Pad	(%)	N/A	N/A
X Slope of the Ramp / Pad	(%)	N/A	N/A
Stop/Yield Control:	(y/n)	No	
Crosswalks Served:		No X-walk	
Tee Intersection:	(y/n)	No	
Vertical Curb:		Vertical	



S Curb Ramp Required

190 Access Route

- *As-Built Description:*
  Curb ramp or blended transition not provided where a pedestrian access route crosses a curb.
- *Proposed Solution:*
  Provide a parallel curb ramp, including detectable warning surfaces, and top and bottom landings as required.

CBC 2007 **1127B.5.1**
ADAAG **4.7.1**
PROWAG **R207.1**

Unit Cost **$7000.00**

Priority
70

		LEFT	RIGHT
Width of Ramp / Pad	(in)	N/A	N/A
Slope of the Ramp / Pad	(%)	N/A	N/A
X Slope of the Ramp / Pad	(%)	N/A	N/A

Stop/Yield Control:	(y/n)	No
Crosswalks Served:		No X-walk
Tee Intersection:	(y/n)	No
Vertical Curb:		Vertical



W Curb Ramp Required

189 Access Route

- *As-Built Description:*
  Curb ramp or blended transition not provided where a pedestrian access route crosses a curb.
- *Proposed Solution:*
  Provide a parallel curb ramp, including detectable warning surfaces, and top and bottom landings as required.

CBC 2007 **1127B.5.1**
ADAAG **4.7.1**
PROWAG **R207.1**

Unit Cost **$7000.00**

Priority
70

		LEFT	RIGHT
Width of Ramp / Pad	(in)	N/A	N/A
Slope of the Ramp / Pad	(%)	N/A	N/A
X Slope of the Ramp / Pad	(%)	N/A	N/A

Stop/Yield Control:	(y/n)	No
Crosswalks Served:		No X-walk
Tee Intersection:	(y/n)	No
Vertical Curb:		Vertical



Total Costs for Curb Ramps at : **7th St** ***and*** **Riverside Ave** **$27,500.00**

E Combination

693 Ramp Cross Slope

CBC 2016 **11B-406.5.7**
ADAAG **4.8.6**
PROWAG **R304.5.3**

- *As-Built Description:*
  Cross slope of existing parallel curb ramp exceeds 2%.
- *As-is* Left: 0.8% Right: 2.3%
- *Proposed Solution:*
  Demolish existing and provide new parallel curb ramp including detectable warning surfaces, and top and bottom landings as required.

Unit Cost **$7000.00**

Priority
54





		LEFT	RIGHT
Width of Ramp / Pad	(in)	59.0	60.0
Length of Ramp / Pad	(in)	97.0	95.0
Slope of the Ramp / Pad	(%)	3.8	5.1
X Slope of the Ramp / Pad	(%)	0.8	**2.3**
Top Landing Length	(in)	48.0	48.0
Top Landing Slope	(%)	0.0	5.8
Top Landing X Slope	(%)	1.3	1.1
Length of Combo. Ramp	(in)	64.0	
Combo. Ramp Slope	(%)	6.1	
Combo. Ramp X Slope	(%)	0.2	
Bottom Landing Length	(in)	59.0	
Bottom Landing Slope	(in)	1.4	
Bottom Landing X Slope	(in)	0.2	
Left Flare	(%)	N/A	
Right Flare	(%)	N/A	
Gutter Slope	(%)	3.3	
Gutter XSlope	(%)	0.2	
Gutter Lip	(in)	**0.5**	
Truncated Domes	(y/n)	YES	
Dome Setback	(in)	8.0	
Street Grade (Left / Right)	(%)	0.4	0.7
Stop/Yield Control:	(y/n)	Yes-Stop Sign	
Crosswalks Served:		No X-walk	
Tee Intersection:	(y/n)	No	
Vertical Curb:		Vertical	

N Perpendicular

692 Gutter

CBC 2016 **11B-406.5.8**
CBC 2007 **1127B.5.3**
ADAAG **4.7.2**
ADA-2010 **406.2**
PROWAG **R304.5.4**

- *As-Built Description:*
  The slope of the gutter area or street at the foot of a curb ramp, blended transition, pedestrian pad, or island cut through exceeds 1:20 (5%) in the direction of the pedestrian crossing.
- *As-is* 6.9%
- *Proposed Solution:*
  Demolish gutter or street area as required and provide 48" x 48" area at foot of curb ramp, blended transition, pedestrian pad, or island cut through with slope no greater than 5%.

Unit Cost **$3000.00**

Priority
77.5





Width of Ramp / Pad	(in)	52.0
Length of Ramp / Pad	(in)	98.0
Slope of the Ramp / Pad	(%)	7.6
X Slope of the Ramp / Pad	(%)	0.7
Top Landing Length	(in)	48.0
Top Landing Slope	(%)	1.3
Top Landing X Slope	(%)	0.1
Left Flare	(%)	7.1
Right Flare	(%)	4.9
Gutter Slope	(%)	**6.9**
Gutter XSlope	(%)	0.9
Gutter Lip	(in)	0.0
Truncated Domes	(y/n)	YES
Dome Setback	(in)	8.0
Street Grade (Left / Right)	(%)	2.2 0.5
Stop/Yield Control:	(y/n)	No
Crosswalks Served:		No X-walk
Tee Intersection:	(y/n)	No
Vertical Curb:		Vertical

S Perpendicular

694 Compliant Curb Ramp

- *As-Built Description:*

Curb ramp, blended transition, island cut-through, island perpendicular, or pedestrian pad surveyed for the following items are in compliance with the ADA and applicable building codes.

- *Proposed Solution:*

Provide routine inspection and maintenance to maintain accessible access route.

Unit Cost **$0.00**

Priority

74





Width of Ramp / Pad	(in)	48.0
Length of Ramp / Pad	(in)	78.0
Slope of the Ramp / Pad	(%)	6.3
X Slope of the Ramp / Pad	(%)	1.6
Top Landing Length	(in)	48.0
Top Landing Slope	(%)	1.1
Top Landing X Slope	(%)	0.9
Left Flare	(%)	8.6
Right Flare	(%)	7.7
Gutter Slope	(%)	4.7
Gutter XSlope	(%)	0.4
Gutter Lip	(in)	0.0
Truncated Domes	(y/n)	YES
Dome Setback	(in)	8.0
Street Grade (Left / Right)	(%)	0.7 0.6
Stop/Yield Control:	(y/n)	No
Within Crosswalk	(y/n)	YES
Crosswalks Served:		1 X-walk
Tee Intersection:	(y/n)	No
Vertical Curb:		Vertical

W Perpendicular

691 Gutter

- *As-Built Description:*

The slope of the gutter area or street at the foot of a curb ramp, blended transition, pedestrian pad, or island cut through exceeds 1:20 (5%) in the direction of the pedestrian crossing.

- *As-is* 5.6%
- *Proposed Solution:*

Demolish gutter or street area as required and provide 48" x 48" area at foot of curb ramp, blended transition, pedestrian pad, or island cut through with slope no greater than 5%.

CBC 2016 **11B-406.5.8**
CBC 2007 **1127B.5.3**
ADAAG **4.7.2**
ADA-2010 **406.2**
PROWAG **R304.5.4**

Unit Cost **$3000.00**

Priority

85





Width of Ramp / Pad	(in)	48.0
Length of Ramp / Pad	(in)	104.0
Slope of the Ramp / Pad	(%)	8.1
X Slope of the Ramp / Pad	(%)	0.1
Top Landing Length	(in)	48.0
Top Landing Slope	(%)	1.7
Top Landing X Slope	(%)	0.3
Left Flare	(%)	6.9
Right Flare	(%)	9.5
Gutter Slope	(%)	**5.6**
Gutter XSlope	(%)	0.6
Gutter Lip	(in)	0.0
Truncated Domes	(y/n)	YES
Dome Setback	(in)	8.0
Street Grade (Left / Right)	(%)	0.8 0.5
Stop/Yield Control:	(y/n)	Yes-Stop Sign
Within Crosswalk	(y/n)	YES
Crosswalks Served:		2 X-walk
Tee Intersection:	(y/n)	No
Vertical Curb:		Vertical

Total Costs for Curb Ramps at : 7th St and Robertson Blvd **$13,000.00**

E No Sidewalk, Curb Ramp Not Required

177 Pedestrian Access Route

- *As-Built Description:*

No curb, curb ramp, or sidewalk provided. Pedestrian access route is along the vehicular lane and is not separated by a curb or other cane detectable warning.

- *Proposed Solution:*

When curb or sidewalk is installed along either street, provide accessible curb ramp.

CBC 2007 **1127B.5.1**
ADAAG **4.7.1**
PROWAG **R304.1**

Unit Cost **$0.00**

Priority
74

		LEFT	RIGHT
Width of Ramp / Pad	(in)	N/A	N/A
Slope of the Ramp / Pad	(%)	N/A	N/A
X Slope of the Ramp / Pad	(%)	N/A	N/A

Stop/Yield Control:	(y/n)	No
Crosswalks Served:		No X-walk
Tee Intersection:	(y/n)	No
Vertical Curb:		Vertical



N No Sidewalk, Curb Ramp Not Required

176 Pedestrian Access Route

- *As-Built Description:*

No curb, curb ramp, or sidewalk provided. Pedestrian access route is along the vehicular lane and is not separated by a curb or other cane detectable warning.

- *Proposed Solution:*

When curb or sidewalk is installed along either street, provide accessible curb ramp.

CBC 2007 **1127B.5.1**
ADAAG **4.7.1**
PROWAG **R304.1**

Unit Cost **$0.00**

Priority
62

		LEFT	RIGHT
Width of Ramp / Pad	(in)	N/A	N/A
Slope of the Ramp / Pad	(%)	N/A	N/A
X Slope of the Ramp / Pad	(%)	N/A	N/A

Stop/Yield Control:	(y/n)	No
Crosswalks Served:		No X-walk
Tee Intersection:	(y/n)	No
Vertical Curb:		Vertical



S No Sidewalk, Curb Ramp Not Required

178 Pedestrian Access Route

CBC 2007 **1127B.5.1**
ADAAG **4.7.1**
PROWAG **R304.1**

• *As-Built Description:*
No curb, curb ramp, or sidewalk provided. Pedestrian access route is along the vehicular lane and is not separated by a curb or other cane detectable warning.

• *Proposed Solution:*
When curb or sidewalk is installed along either street, provide accessible curb ramp.

Unit Cost **$0.00**

Priority
74

		LEFT	RIGHT
Width of Ramp / Pad	(in)	N/A	N/A
Slope of the Ramp / Pad	(%)	N/A	N/A
X Slope of the Ramp / Pad	(%)	N/A	N/A
Stop/Yield Control:	(y/n)	No	
Crosswalks Served:		No X-walk	
Tee Intersection:	(y/n)	No	
Vertical Curb:		Vertical	



W Parallel

179 Ramp Cross Slope

CBC 2016 **11B-406.5.7**
ADAAG **4.8.6**
PROWAG **R304.5.3**

• *As-Built Description:*
Cross slope of existing parallel curb ramp exceeds 2%.

• *As-is* Right: 3.1%

• *Proposed Solution:*
Demolish existing and provide new parallel curb ramp including detectable warning surfaces, and top and bottom landings as required.

Unit Cost **$7000.00**

Priority
65.5

		LEFT	RIGHT
Width of Ramp / Pad	(in)	52.5	53.0
Length of Ramp / Pad	(in)	110.0	96.0
Slope of the Ramp / Pad	(%)	5.8	6.5
X Slope of the Ramp / Pad	(%)	1.8	**3.1**
Top Landing Length	(in)	48.0	48.0
Top Landing Slope	(%)	1.1	1.1
Top Landing X Slope	(%)	**2.6**	1.5
Bottom Landing Length	(in)	60.0	
Bottom Landing Slope	(%)	**2.4**	
Bottom Landing X Slope	(%)	0.4	
Gutter Slope	(%)	**9.2**	
Gutter XSlope	(%)	1.4	
Gutter Lip	(in)	**0.5**	
Truncated Domes	(y/n)	YES	
Dome Setback	(in)	**6.0**	
Street Grade (Left / Right)	(%)	2.8	2.4
Stop/Yield Control:	(y/n)	No	
Crosswalks Served:		No X-walk	
Tee Intersection:	(y/n)	No	
Vertical Curb:		Vertical	





Total Costs for Curb Ramps at : 7th St and Sonoma Ave **$7,000.00**

E Under Construction

549 Existing Curb Ramp

- *As-Built Description:*
  At time of the survey curb ramp, pedestrian pad, or island is currently under construction and/or renovation.
- *Proposed Solution:*
  Ensure compliance with ADAAG 4.1.6 and CBC 11B -202.

CBC 2016 ***11B-202***
CBC 2007 **1134B.2.1**
ADAAG **4.1.6**

Unit Cost **$0.00**

Priority
54

Width of Ramp / Pad	(in)	
Slope of the Ramp / Pad	(%)	
X Slope of the Ramp / Pad	(%)	
Stop/Yield Control:	(y/n)	Yes-Stop Sign
Crosswalks Served:		No X-walk
Tee Intersection:	(y/n)	No
Vertical Curb:		Vertical



N Curb Ramp Required

552 Access Route

- *As-Built Description:*
  Curb ramp or blended transition not provided where a pedestrian access route crosses a curb.
- *Proposed Solution:*
  Provide a parallel curb ramp, including detectable warning surfaces, and top and bottom landings as required.

CBC 2007 **1127B.5.1**
ADAAG **4.7.1**
PROWAG **R207.1**

Unit Cost **$7000.00**

Priority
54

		LEFT	RIGHT
Width of Ramp / Pad	(in)	N/A	N/A
Slope of the Ramp / Pad	(%)	N/A	N/A
X Slope of the Ramp / Pad	(%)	N/A	N/A
Stop/Yield Control:	(y/n)	No	
Crosswalks Served:		No X-walk	
Tee Intersection:	(y/n)	No	
Vertical Curb:		Vertical	



S Curb Ramp Required

550 Access Route

• As-Built Description:

Curb ramp or blended transition not provided where a pedestrian access route crosses a curb.

• Proposed Solution:

Provide a parallel curb ramp, including detectable warning surfaces, and top and bottom landings as required.

CBC 2007 **1127B.5.1**
ADAAG **4.7.1**
PROWAG **R207.1**

Unit Cost **$7000.00**

Priority
54

		LEFT	RIGHT
Width of Ramp / Pad	(in)	N/A	N/A
Slope of the Ramp / Pad	(%)	N/A	N/A
X Slope of the Ramp / Pad	(%)	N/A	N/A

Stop/Yield Control:	(y/n)	No
Crosswalks Served:		No X-walk
Tee Intersection:	(y/n)	No
Vertical Curb:		Vertical



W Curb Ramp Required

551 Access Route

• As-Built Description:

Curb ramp or blended transition not provided where a pedestrian access route crosses a curb.

• Proposed Solution:

Provide a parallel curb ramp, including detectable warning surfaces, and top and bottom landings as required.

CBC 2007 **1127B.5.1**
ADAAG **4.7.1**
PROWAG **R207.1**

Unit Cost **$7000.00**

Priority
64

		LEFT	RIGHT
Width of Ramp / Pad	(in)	N/A	N/A
Slope of the Ramp / Pad	(%)	N/A	N/A
X Slope of the Ramp / Pad	(%)	N/A	N/A

Stop/Yield Control:	(y/n)	Yes-Stop Sign
Crosswalks Served:		No X-walk
Tee Intersection:	(y/n)	No
Vertical Curb:		Vertical



Total Costs for Curb Ramps at : **7th St** ***and*** **Trinity Ave** **$21,000.00**

E Perpendicular

174 Ramp Slope

- *As-Built Description:*

Running slope of existing perpendicular curb ramp is less than 5% or greater than 8.3%.

- *As-is* 9.9%
- *Proposed Solution:*

Demolish existing and provide new, perpendicular curb ramp, including detectable warning surfaces, and top and bottom landings as required.

CBC 2016 **11B-406.2.1**
CBC 2007 **1127B.5.3**
ADAAG **4.7.2; 4.8.2**
ADA-2010 **405.2**
PROWAG **R304.2.2**

Unit Cost **$6500.00**

Priority
66

Width of Ramp / Pad	(in)	48.0
Length of Ramp / Pad	(in)	84.0
Slope of the Ramp / Pad	(%)	**9.9**
X Slope of the Ramp / Pad	(%)	1.2
Top Landing Length	(in)	48.0
Top Landing Slope	(%)	**2.3**
Top Landing X Slope	(%)	0.8
Left Flare	(%)	9.2
Right Flare	(%)	6.2
Gutter Slope	(%)	**5.2**
Gutter XSlope	(%)	0.7
Gutter Lip	(in)	0.0
Truncated Domes	(y/n)	**NO**
Street Grade (Left / Right)	(%)	1.0 3.7
Stop/Yield Control:	(y/n)	Yes-Stop Sign
Crosswalks Served:		No X-walk
Tee Intersection:	(y/n)	Yes
Vertical Curb:		Vertical





N Curb Ramp Required

173 Access Route

- *As-Built Description:*

Curb ramp or blended transition not provided where a pedestrian access route crosses a curb.

- *Proposed Solution:*

Provide a parallel curb ramp, including detectable warning surfaces, and top and bottom landings as required.

CBC 2007 **1127B.5.1**
ADAAG **4.7.1**
PROWAG **R207.1**

Unit Cost **$7000.00**

Priority
40

		LEFT	RIGHT
Width of Ramp / Pad	(in)	N/A	N/A
Slope of the Ramp / Pad	(%)	N/A	N/A
X Slope of the Ramp / Pad	(%)	N/A	N/A
Stop/Yield Control:	(y/n)	No	
Crosswalks Served:		No X-walk	
Tee Intersection:	(y/n)	Yes	
Vertical Curb:		Vertical	



S Perpendicular

175 Ramp Landing

- *As-Built Description:*

Running slope at top landing of existing perpendicular curb ramp exceeds the 1:48 (2%) maximum.

- *As-is* 2.4%
- *Proposed Solution:*

Demolish existing and provide new, perpendicular curb ramp, including detectable warning surfaces, and top and bottom landings as required.

CBC 2016 **11B-406.5.3**
CBC 2007 **1127B.5.4**
ADAAG **4.8.4; 4.8.6**
PROWAG **R304.2.2**

Unit Cost **$6500.00**

Priority

69.5





Width of Ramp / Pad	(in)	48.0
Length of Ramp / Pad	(in)	82.0
Slope of the Ramp / Pad	(%)	8.0
X Slope of the Ramp / Pad	(%)	0.6
Top Landing Length	(in)	48.0
Top Landing Slope	(%)	**2.4**
Top Landing X Slope	(%)	0.1
Left Flare	(%)	9.7
Right Flare	(%)	8.0
Gutter Slope	(%)	2.3
Gutter XSlope	(%)	0.7
Gutter Lip	(in)	**0.25**
Truncated Domes	(y/n)	**NO**
Street Grade (Left / Right)	(%)	0.8 0.3
Stop/Yield Control:	(y/n)	No
Crosswalks Served:		No X-walk
Tee Intersection:	(y/n)	Yes
Vertical Curb:		Vertical

Total Costs for Curb Ramps at : 7th St and Ventura Ave **$20,000.00**

Total Costs for Curb Ramps along : 7th St **$216,500.00**

Year Completed	Intersection ID	Survey Street	Cross Street
TBD	143	8th St	Alameda Ave

Orientation & ID #	Ramp Type	Existing Access Barrier and Proposed Solution	Codes / Mitigation Info	Measurements

E — No Sidewalk, Curb Ramp Not Required

502 Pedestrian Access Route

- *As-Built Description:*
  No curb, curb ramp, or sidewalk provided. Pedestrian access route is along the vehicular lane and is not separated by a curb or other cane detectable warning.
- *Proposed Solution:*
  When curb or sidewalk is installed along either street, provide accessible curb ramp.

CBC 2007 **1127B.5.1**
ADAAG **4.7.1**
PROWAG **R304.1**

Unit Cost **$0.00**

Priority
42

		LEFT	RIGHT
Width of Ramp / Pad	(in)	N/A	N/A
Slope of the Ramp / Pad	(%)	N/A	N/A
X Slope of the Ramp / Pad	(%)	N/A	N/A
Stop/Yield Control:	(y/n)	No	
Crosswalks Served:		No X-walk	
Tee Intersection:	(y/n)	Yes	
Vertical Curb:		Vertical	



NE — Parallel

501 Ramp Cross Slope

- *As-Built Description:*
  Cross slope of existing parallel curb ramp exceeds 2%.
- *As-is* Right: 2.6%
- *Proposed Solution:*
  Demolish existing and provide new parallel curb ramp including detectable warning surfaces, and top and bottom landings as required.

CBC 2016 **11B-406.5.7**
ADAAG **4.8.6**
PROWAG **R304.5.3**

Unit Cost **$7000.00**

Priority
42.5

		LEFT	RIGHT
Width of Ramp / Pad	(in)	58.0	58.0
Length of Ramp / Pad	(in)	155.0	179.0
Slope of the Ramp / Pad	(%)	5.0	6.8
X Slope of the Ramp / Pad	(%)	1.7	**2.6**
Top Landing Length	(in)	48.0	48.0
Top Landing Slope	(%)	0.4	0.3
Top Landing X Slope	(%)	**2.6**	**3.5**
Bottom Landing Length	(in)	60.0	
Bottom Landing Slope	(%)	1.9	
Bottom Landing X Slope	(%)	0.3	
Gutter Slope	(%)	**6.9**	
Gutter XSlope	(%)	1.0	
Gutter Lip	(in)	0.0	
Truncated Domes	(y/n)	YES	
Dome Setback	(in)	**8.0**	
Street Grade (Left / Right)	(%)	0.1	0.2
Stop/Yield Control:	(y/n)	Yes-Stop Sign	
Crosswalks Served:		No X-walk	
Tee Intersection:	(y/n)	Yes	
Vertical Curb:		Vertical	





NW Perpendicular

500 Ramp Slope

- *As-Built Description:*
  Running slope of existing perpendicular curb ramp is less than 5% or greater than 8.3%.
- *As-is* 9.8%
- *Proposed Solution:*
  Demolish existing and provide new, perpendicular curb ramp, including detectable warning surfaces, and top and bottom landings as required.

CBC 2016 **11B-406.2.1**
CBC 2007 **1127B.5.3**
ADAAG **4.7.2; 4.8.2**
ADA-2010 **405.2**
PROWAG **R304.2.2**

Unit Cost **$6500.00**

Priority
47





Width of Ramp / Pad	(in)	60.0
Length of Ramp / Pad	(in)	65.0
Slope of the Ramp / Pad	(%)	**9.8**
X Slope of the Ramp / Pad	(%)	1.0
Top Landing Length	(in)	48.0
Top Landing Slope	(%)	**2.5**
Top Landing X Slope	(%)	0.8
Left Flare	(%)	9.9
Right Flare	(%)	**11.0**
Gutter Slope	(%)	**6.3**
Gutter XSlope	(%)	1.1
Gutter Lip	(in)	**0.25**
Truncated Domes	(y/n)	YES
Dome Setback	(in)	6.0
Street Grade (Left / Right)	(%)	0.2 N/A
Stop/Yield Control:	(y/n)	No
Within Crosswalk	(y/n)	YES
Crosswalks Served:		1 X-walk
Tee Intersection:	(y/n)	Yes
Vertical Curb:		Vertical

W Parallel

499 Ramp Cross Slope

- *As-Built Description:*
  Cross slope of existing parallel curb ramp exceeds 2%.
- *As-is* Left: 2.1%
- *Proposed Solution:*
  Demolish existing and provide new parallel curb ramp including detectable warning surfaces, and top and bottom landings as required.

CBC 2016 **11B-406.5.7**
ADAAG **4.8.6**
PROWAG **R304.5.3**

Unit Cost **$7000.00**

Priority
50





		LEFT	RIGHT
Width of Ramp / Pad	(in)	61.0	60.5
Length of Ramp / Pad	(in)	96.0	71.0
Slope of the Ramp / Pad	(%)	6.3	6.7
X Slope of the Ramp / Pad	(%)	**2.1**	1.3
Top Landing Length	(in)	48.0	48.0
Top Landing Slope	(%)	0.5	1.2
Top Landing X Slope	(%)	2.0	1.8
Bottom Landing Length	(in)	60.0	
Bottom Landing Slope	(%)	1.1	
Bottom Landing X Slope	(%)	0.4	
Gutter Slope	(%)	**5.5**	
Gutter XSlope	(%)	0.7	
Gutter Lip	(in)	**0.5**	
Truncated Domes	(y/n)	YES	
Dome Setback	(in)	**8.0**	
Street Grade (Left / Right)	(%)	0.2	N/A
Stop/Yield Control:	(y/n)	No	
Within Crosswalk	(y/n)	YES	
Crosswalks Served:		1 X-walk	
Tee Intersection:	(y/n)	Yes	
Vertical Curb:		Vertical	

Total Costs for Curb Ramps at : 8th St and Alameda Ave **$20,500.00**

E Perpendicular

504 Ramp Landing

- *As-Built Description:*

Top landing at existing perpendicular curb ramp or blended transition is less than 48" x 48" (60" length x ramp width preferred).

- *As-is* 0.0"
- *Proposed Solution:*

Demolish existing and provide new, parallel curb ramp, including detectable warning surfaces, and top and bottom landings as required.

CBC 2016 **11B-406.5.3**
CBC 2007 **1127B.5.4**
ADAAG **4.8.4**
ADA-2010 **405.7**
PROWAG **R304.2.1**

Unit Cost **$7000.00**

Priority
76





Width of Ramp / Pad	(in)	48.0
Length of Ramp / Pad	(in)	55.0
Slope of the Ramp / Pad	(%)	**20.6**
X Slope of the Ramp / Pad	(%)	2.0
Top Landing Length	(in)	**0.0**
Top Landing Slope	(%)	N/A
Top Landing X Slope	(%)	N/A
Left Flare	(%)	**25.1**
Right Flare	(%)	**22.5**
Gutter Slope	(%)	4.4
Gutter XSlope	(%)	1.9
Gutter Lip	(in)	**0.5**
Truncated Domes	(y/n)	**NO**
Street Grade (Left / Right)	(%)	1.5 1.4
Stop/Yield Control:	(y/n)	No
Crosswalks Served:		No X-walk
Tee Intersection:	(y/n)	Yes
Vertical Curb:		Vertical

N Parallel

503 Ramp Landing

- *As-Built Description:*

Cross slope at top landing of existing parallel curb ramp exceeds 2%.

- *As-is* Left: 2.1%
- *Proposed Solution:*

Demolish existing and provide new top landing sloped at 2% max. Curb ramp to remain.

CBC 2016 **11B-406.5.3**
CBC 2007 **1127B.5.4**
ADAAG **4.8.4; 4.8.6**
PROWAG **R304.5.3**

Unit Cost **$3500.00**

Priority
23





		LEFT	RIGHT
Width of Ramp / Pad	(in)	55.0	54.0
Length of Ramp / Pad	(in)	130.0	137.0
Slope of the Ramp / Pad	(%)	4.0	5.1
X Slope of the Ramp / Pad	(%)	0.6	0.4
Top Landing Length	(in)	48.0	48.0
Top Landing Slope	(%)	**2.1**	0.8
Top Landing X Slope	(%)	**2.1**	1.7
Bottom Landing Length	(in)	48.0	
Bottom Landing Slope	(%)	1.5	
Bottom Landing X Slope	(%)	0.2	
Gutter Slope	(%)	3.6	
Gutter XSlope	(%)	0.3	
Gutter Lip	(in)	0.0	
Truncated Domes	(y/n)	YES	
Dome Setback	(in)	**8.0**	
Street Grade (Left / Right)	(%)	0.7	0.2
Stop/Yield Control:	(y/n)	Yes-Stop Sign	
Crosswalks Served:		No X-walk	
Tee Intersection:	(y/n)	Yes	
Vertical Curb:		Vertical	

S Curb Ramp Required

505 Access Route

- *As-Built Description:*

Curb ramp or blended transition not provided where a pedestrian access route crosses a curb.

- *Proposed Solution:*

Provide a parallel curb ramp, including detectable warning surfaces, and top and bottom landings as required.

CBC 2007 **1127B.5.1**
ADAAG **4.7.1**
PROWAG **R207.1**

Unit Cost **$7000.00**

Priority
32

		LEFT	RIGHT
Width of Ramp / Pad	(in)	N/A	N/A
Slope of the Ramp / Pad	(%)	N/A	N/A
X Slope of the Ramp / Pad	(%)	N/A	N/A

Stop/Yield Control:	(y/n)	No
Crosswalks Served:		No X-walk
Tee Intersection:	(y/n)	Yes
Vertical Curb:		Vertical



Total Costs for Curb Ramps at : 8th St *and* Colusa Ave **$17,500.00**

E Perpendicular

497 Ramp Slope

- *As-Built Description:*

Running slope of existing perpendicular curb ramp is less than 5% or greater than 8.3%.

- *As-is* 8.8%
- *Proposed Solution:*

Demolish existing and provide new, perpendicular curb ramp, including detectable warning surfaces, and top and bottom landings as required.

CBC 2016 **11B-406.2.1**
CBC 2007 **1127B.5.3**
ADAAG **4.7.2; 4.8.2**
ADA-2010 **405.2**
PROWAG **R304.2.2**

Unit Cost **$6500.00**

Priority
74

Width of Ramp / Pad	(in)	48.0
Length of Ramp / Pad	(in)	60.0
Slope of the Ramp / Pad	(%)	**8.8**
X Slope of the Ramp / Pad	(%)	0.5
Top Landing Length	(in)	48.0
Top Landing Slope	(%)	1.6
Top Landing X Slope	(%)	2.0

Left Flare	(%)	8.7
Right Flare	(%)	7.0
Gutter Slope	(%)	**14.2**
Gutter XSlope	(%)	**2.6**
Gutter Lip	(in)	**0.25**
Truncated Domes	(y/n)	**NO**

Street Grade (Left / Right)	(%)	0.2	2.4
Stop/Yield Control:	(y/n)	Yes-Stop Sign	
Within Crosswalk	(y/n)	YES	
Crosswalks Served:		2 X-walk	
Tee Intersection:	(y/n)	No	
Vertical Curb:		Vertical	





N Parallel

496 Ramp Landing

- *As-Built Description:*
  Cross slope at top landing of existing parallel curb ramp exceeds 2%.
- *As-is* Right: 2.2%
- *Proposed Solution:*
  Demolish existing and provide new top landing sloped at 2% max. Curb ramp to remain.

CBC 2016 **11B-406.5.3**
CBC 2007 **1127B.5.4**
ADAAG **4.8.4; 4.8.6**
PROWAG **R304.5.3**

Unit Cost **$3500.00**

Priority
64.5





		LEFT	RIGHT
Width of Ramp / Pad	(in)	58.0	86.5
Length of Ramp / Pad	(in)	112.0	88.0
Slope of the Ramp / Pad	(%)	5.1	8.1
X Slope of the Ramp / Pad	(%)	1.3	0.4
Top Landing Length	(in)	**0.0**	48.0
Top Landing Slope	(%)	N/A	**4.8**
Top Landing X Slope	(%)	N/A	**2.2**
Bottom Landing Length	(in)	48.0	
Bottom Landing Slope	(%)	1.5	
Bottom Landing X Slope	(%)	1.0	
Gutter Slope	(%)	2.4	
Gutter XSlope	(%)	0.2	
Gutter Lip	(in)	0.0	
Truncated Domes	(y/n)	YES	
Dome Setback	(in)	**8.0**	
Street Grade (Left / Right)	(%)	1.4	0.3
Stop/Yield Control:	(y/n)	Yes-Stop Sign	
Within Crosswalk	(y/n)	YES	
Crosswalks Served:		1 X-walk	
Tee Intersection:	(y/n)	No	
Vertical Curb:		Vertical	

S Perpendicular

498 Ramp Landing

- *As-Built Description:*
  Running slope at top landing of existing perpendicular curb ramp exceeds the 1:48 (2%) maximum.
- *As-is* 5.0%
- *Proposed Solution:*
  Demolish existing and provide new, perpendicular curb ramp, including detectable warning surfaces, and top and bottom landings as required.

CBC 2016 **11B-406.5.3**
CBC 2007 **1127B.5.4**
ADAAG **4.8.4; 4.8.6**
PROWAG **R304.2.2**

Unit Cost **$6500.00**

Priority
78.5





Width of Ramp / Pad	(in)	48.0	
Length of Ramp / Pad	(in)	62.5	
Slope of the Ramp / Pad	(%)	6.4	
X Slope of the Ramp / Pad	(%)	0.2	
Top Landing Length	(in)	48.0	
Top Landing Slope	(%)	**5.0**	
Top Landing X Slope	(%)	0.5	
Left Flare	(%)	9.1	
Right Flare	(%)	7.6	
Gutter Slope	(%)	**5.8**	
Gutter XSlope	(%)	0.5	
Gutter Lip	(in)	0.0	
Truncated Domes	(y/n)	YES	
Dome Setback	(in)	6.0	
Street Grade (Left / Right)	(%)	1.4	1.1
Stop/Yield Control:	(y/n)	Yes-Stop Sign	
Within Crosswalk	(y/n)	YES	
Crosswalks Served:		2 X-walk	
Tee Intersection:	(y/n)	No	
Vertical Curb:		Vertical	

W Perpendicular

495 Ramp Flare

- *As-Built Description:*
  Slope of flare(s) along curb at perpendicular curb ramp exceed(s) 10%.
- *As-is* Right: 10.2%
- *Proposed Solution:*
  Demolish existing and provide new, perpendicular curb ramp, including detectable warning surfaces, and top and bottom landings as required.

CBC 2016 **11B-406.2.2**
CBC 2007 **1127B.5.3**
ADAAG **4.7.5**
ADA-2010 **406.3**
PROWAG **R304.2.3**

Unit Cost **$6500.00**

Priority
81.5

Width of Ramp / Pad	(in)	54.0
Length of Ramp / Pad	(in)	60.0
Slope of the Ramp / Pad	(%)	8.3
X Slope of the Ramp / Pad	(%)	1.3
Top Landing Length	(in)	48.0
Top Landing Slope	(%)	0.8
Top Landing X Slope	(%)	0.7
Left Flare	(%)	9.0
Right Flare	(%)	**10.2**
Gutter Slope	(%)	**6.6**
Gutter XSlope	(%)	0.8
Gutter Lip	(in)	0.0
Truncated Domes	(y/n)	**NO**
Street Grade (Left / Right)	(%)	0.6 1.8
Stop/Yield Control:	(y/n)	No
Within Crosswalk	(y/n)	YES
Crosswalks Served:		1 X-walk
Tee Intersection:	(y/n)	No
Vertical Curb:		Vertical





Total Costs for Curb Ramps at : 8th St and Humboldt Ave $23,000.00

E Curb Ramp Required

199 Access Route

- *As-Built Description:*
  Curb ramp or blended transition not provided where a pedestrian access route crosses a curb.
- *Proposed Solution:*
  Provide a parallel curb ramp, including detectable warning surfaces, and top and bottom landings as required.

CBC 2007 **1127B.5.1**
ADAAG **4.7.1**
PROWAG **R207.1**

Unit Cost **$7000.00**

Priority
80

		LEFT	RIGHT
Width of Ramp / Pad	(in)	N/A	N/A
Slope of the Ramp / Pad	(%)	N/A	N/A
X Slope of the Ramp / Pad	(%)	N/A	N/A
Stop/Yield Control:	(y/n)	Yes-Stop Sign	
Crosswalks Served:		No X-walk	
Tee Intersection:	(y/n)	No	
Vertical Curb:		Vertical	



N Curb Ramp Required

196 Access Route

- *As-Built Description:*
  Curb ramp or blended transition not provided where a pedestrian access route crosses a curb.
- *Proposed Solution:*
  Provide a parallel curb ramp, including detectable warning surfaces, and top and bottom landings as required.

CBC 2007 **1127B.5.1**
ADAAG **4.7.1**
PROWAG **R207.1**

Unit Cost **$7000.00**

Priority
90

		LEFT	RIGHT
Width of Ramp / Pad	(in)	N/A	N/A
Slope of the Ramp / Pad	(%)	N/A	N/A
X Slope of the Ramp / Pad	(%)	N/A	N/A

Stop/Yield Control:	(y/n)	No
Crosswalks Served:		No X-walk
Tee Intersection:	(y/n)	No
Vertical Curb:		Vertical



S Curb Ramp Required

198 Access Route

- *As-Built Description:*
  Curb ramp or blended transition not provided where a pedestrian access route crosses a curb.
- *Proposed Solution:*
  Provide a parallel curb ramp, including detectable warning surfaces, and top and bottom landings as required.

CBC 2007 **1127B.5.1**
ADAAG **4.7.1**
PROWAG **R207.1**

Unit Cost **$7000.00**

Priority
80

		LEFT	RIGHT
Width of Ramp / Pad	(in)	N/A	N/A
Slope of the Ramp / Pad	(%)	N/A	N/A
X Slope of the Ramp / Pad	(%)	N/A	N/A

Stop/Yield Control:	(y/n)	No
Crosswalks Served:		No X-walk
Tee Intersection:	(y/n)	No
Vertical Curb:		Vertical



W Curb Ramp Required

197 Access Route

- *As-Built Description:*
  Curb ramp or blended transition not provided where a pedestrian access route crosses a curb.
- *Proposed Solution:*
  Provide a parallel curb ramp, including detectable warning surfaces, and top and bottom landings as required.

CBC 2007 **1127B.5.1**
ADAAG **4.7.1**
PROWAG **R207.1**

Unit Cost **$7000.00**

Priority
90

		LEFT	RIGHT
Width of Ramp / Pad	(in)	N/A	N/A
Slope of the Ramp / Pad	(%)	N/A	N/A
X Slope of the Ramp / Pad	(%)	N/A	N/A

Stop/Yield Control:	(y/n)	Yes-Stop Sign
Crosswalks Served:		No X-walk
Tee Intersection:	(y/n)	No
Vertical Curb:		Vertical



Total Costs for Curb Ramps at : 8th St *and* Kings Ave **$28,000.00**

E Parallel

204 Detectable Warning Surface

- *As-Built Description:*
  The detectable warning surface is not located between 6" - 8" from the curb line on a curb ramp or at the edges on a pedestrian island, cut-through island, pedestrian pad, perpendicular curb ramp or blended transition. (0" from curb line on a parallel curb ramp.)
- *As-is* 6.0"
- *Proposed Solution:*
  Relocate the detectable warning surface.

CBC 2016 **11B-705.1.2.2**
ADAAG **4.7.7, 4.29.1&2**
ADA-2010 **705.1**

Unit Cost **$500.00**

Priority
70

		LEFT	RIGHT
Width of Ramp / Pad	(in)	52.5	55.0
Length of Ramp / Pad	(in)	108.0	103.0
Slope of the Ramp / Pad	(%)	4.0	5.2
X Slope of the Ramp / Pad	(%)	1.1	0.5
Top Landing Length	(in)	48.0	48.0
Top Landing Slope	(%)	0.6	0.2
Top Landing X Slope	(%)	1.7	1.6

Bottom Landing Length	(in)	60.0
Bottom Landing Slope	(%)	0.0
Bottom Landing X Slope	(%)	0.3
Gutter Slope	(%)	3.9
Gutter XSlope	(%)	0.6
Gutter Lip	(in)	0.0
Truncated Domes	(y/n)	YES
Dome Setback	(in)	**6.0**

Street Grade (Left / Right)	(%)	0.0	0.2
Stop/Yield Control:	(y/n)	No	
Within Crosswalk	(y/n)	YES	
Crosswalks Served:		1 X-walk	
Tee Intersection:	(y/n)	No	
Vertical Curb:		Vertical	





N Perpendicular

207 Ramp Landing

- *As-Built Description:*

Running slope at top landing of existing perpendicular curb ramp exceeds the 1:48 (2%) maximum.

- *As-is* 2.2%
- *Proposed Solution:*

Demolish existing and provide new, perpendicular curb ramp, including detectable warning surfaces, and top and bottom landings as required.

CBC 2016 **11B-406.5.3**
CBC 2007 **1127B.5.4**
ADAAG **4.8.4; 4.8.6**
PROWAG **R304.2.2**

Unit Cost **$6500.00**

Priority
77.5




Width of Ramp / Pad	(in)	48.0	
Length of Ramp / Pad	(in)	98.0	
Slope of the Ramp / Pad	(%)	7.2	
X Slope of the Ramp / Pad	(%)	0.1	
Top Landing Length	(in)	48.0	
Top Landing Slope	(%)	**2.2**	
Top Landing X Slope	(%)	0.6	
Left Flare	(%)	7.0	
Right Flare	(%)	5.1	
Gutter Slope	(%)	**5.9**	
Gutter XSlope	(%)	0.9	
Gutter Lip	(in)	0.0	
Truncated Domes	(y/n)	YES	
Dome Setback	(in)	8.0	
Street Grade (Left / Right)	(%)	0.8	1.8
Stop/Yield Control:	(y/n)	No	
Within Crosswalk	(y/n)	YES	
Crosswalks Served:		1 X-walk	
Tee Intersection:	(y/n)	No	
Vertical Curb:		Vertical	

S Perpendicular

205 Compliant Curb Ramp

- *As-Built Description:*

Curb ramp, blended transition, island cut-through, island perpendicular, or pedestrian pad surveyed for the following items are in compliance with the ADA and applicable building codes.

- *Proposed Solution:*

Provide routine inspection and maintenance to maintain accessible access route.

Unit Cost **$0.00**

Priority
70




Width of Ramp / Pad	(in)	48.0	
Length of Ramp / Pad	(in)	82.0	
Slope of the Ramp / Pad	(%)	7.2	
X Slope of the Ramp / Pad	(%)	0.5	
Top Landing Length	(in)	48.0	
Top Landing Slope	(%)	0.1	
Top Landing X Slope	(%)	0.4	
Left Flare	(%)	0.3	
Right Flare	(%)	6.0	
Gutter Slope	(%)	3.3	
Gutter XSlope	(%)	1.4	
Gutter Lip	(in)	0.0	
Truncated Domes	(y/n)	YES	
Dome Setback	(in)	6.0	
Street Grade (Left / Right)	(%)	1.1	0.4
Stop/Yield Control:	(y/n)	No	
Within Crosswalk	(y/n)	YES	
Crosswalks Served:		1 X-walk	
Tee Intersection:	(y/n)	No	
Vertical Curb:		Vertical	

W Perpendicular

206 Compliant Curb Ramp

- *As-Built Description:*

Curb ramp, blended transition, island cut-through, island perpendicular, or pedestrian pad surveyed for the following items are in compliance with the ADA and applicable building codes.

- *Proposed Solution:*

Provide routine inspection and maintenance to maintain accessible access route.

Unit Cost **$0.00**

Priority

70

Width of Ramp / Pad	(in)	48.0
Length of Ramp / Pad	(in)	87.0
Slope of the Ramp / Pad	(%)	7.0
X Slope of the Ramp / Pad	(%)	0.1
Top Landing Length	(in)	48.0
Top Landing Slope	(%)	0.5
Top Landing X Slope	(%)	0.5
Left Flare	(%)	6.3
Right Flare	(%)	5.1
Gutter Slope	(%)	3.4
Gutter XSlope	(%)	1.3
Gutter Lip	(in)	0.0
Truncated Domes	(y/n)	YES
Dome Setback	(in)	6.0
Street Grade (Left / Right)	(%)	1.4 0.1
Stop/Yield Control:	(y/n)	No
Within Crosswalk	(y/n)	YES
Crosswalks Served:		1 X-walk
Tee Intersection:	(y/n)	No
Vertical Curb:		Vertical





Total Costs for Curb Ramps at : 8th St *and* Lake Ave **$7,000.00**

E Curb Ramp Required

208 Access Route

- *As-Built Description:*

Curb ramp or blended transition not provided where a pedestrian access route crosses a curb.

- *Proposed Solution:*

Provide a parallel curb ramp, including detectable warning surfaces, and top and bottom landings as required.

CBC 2007 **1127B.5.1**
ADAAG **4.7.1**
PROWAG **R207.1**

Unit Cost **$7000.00**

Priority

84

		LEFT	RIGHT
Width of Ramp / Pad	(in)	N/A	N/A
Slope of the Ramp / Pad	(%)	N/A	N/A
X Slope of the Ramp / Pad	(%)	N/A	N/A
Stop/Yield Control:	(y/n)	No	
Crosswalks Served:		No X-walk	
Tee Intersection:	(y/n)	No	
Vertical Curb:		Vertical	



N Parallel

211 Ramp Cross Slope

- *As-Built Description:*
  Cross slope of existing parallel curb ramp exceeds 2%.
- *As-is* Right: 2.6%
- *Proposed Solution:*
  Demolish existing and provide new parallel curb ramp including detectable warning surfaces, and top and bottom landings as required.

CBC 2016 **11B-406.5.7**
ADAAG **4.8.6**
PROWAG **R304.5.3**

Unit Cost **$7000.00**

Priority
83





		LEFT	RIGHT
Width of Ramp / Pad	(in)	62.5	62.0
Length of Ramp / Pad	(in)	51.0	54.0
Slope of the Ramp / Pad	(%)	6.1	7.0
X Slope of the Ramp / Pad	(%)	1.1	**2.6**
Top Landing Length	(in)	48.0	48.0
Top Landing Slope	(%)	1.9	0.6
Top Landing X Slope	(%)	**3.0**	1.8
Bottom Landing Length	(in)	60.0	
Bottom Landing Slope	(%)	1.5	
Bottom Landing X Slope	(%)	0.4	
Gutter Slope	(%)	**6.5**	
Gutter XSlope	(%)	0.6	
Gutter Lip	(in)	**0.5**	
Truncated Domes	(y/n)	YES	
Dome Setback	(in)	**6.0**	
Street Grade (Left / Right)	(%)	1.0	0.8
Stop/Yield Control:	(y/n)	No	
Crosswalks Served:		No X-walk	
Tee Intersection:	(y/n)	No	
Vertical Curb:		Vertical	

S Curb Ramp Required

209 Access Route

- *As-Built Description:*
  Curb ramp or blended transition not provided where a pedestrian access route crosses a curb.
- *Proposed Solution:*
  Provide a parallel curb ramp, including detectable warning surfaces, and top and bottom landings as required.

CBC 2007 **1127B.5.1**
ADAAG **4.7.1**
PROWAG **R207.1**

Unit Cost **$7000.00**

Priority
84



		LEFT	RIGHT
Width of Ramp / Pad	(in)	N/A	N/A
Slope of the Ramp / Pad	(%)	N/A	N/A
X Slope of the Ramp / Pad	(%)	N/A	N/A
Stop/Yield Control:	(y/n)	No	
Crosswalks Served:		No X-walk	
Tee Intersection:	(y/n)	No	
Vertical Curb:		Vertical	

W No Sidewalk, Curb Ramp Not Required

210 Pedestrian Access Route

- *As-Built Description:*

No curb, curb ramp, or sidewalk provided. Pedestrian access route is along the vehicular lane and is not separated by a curb or other cane detectable warning.

- *Proposed Solution:*

When curb or sidewalk is installed along either street, provide accessible curb ramp.

CBC 2007 **1127B.5.1**
ADAAG **4.7.1**
PROWAG **R304.1**

Unit Cost **$0.00**

Priority
84

		LEFT	RIGHT
Width of Ramp / Pad	(in)	N/A	N/A
Slope of the Ramp / Pad	(%)	N/A	N/A
X Slope of the Ramp / Pad	(%)	N/A	N/A

Stop/Yield Control:	(y/n)	No
Crosswalks Served:		No X-walk
Tee Intersection:	(y/n)	No
Vertical Curb:		Vertical



Total Costs for Curb Ramps at : 8th St *and* Monterey Ave **$21,000.00**

E Under Construction

493 Existing Curb Ramp

- *As-Built Description:*

At time of the survey curb ramp, pedestrian pad, or island is currently under construction and/or renovation.

- *Proposed Solution:*

Ensure compliance with ADAAG 4.1.6 and CBC 11B -202.

CBC 2016 ***11B*-202**
CBC 2007 **1134B.2.1**
ADAAG **4.1.6**

Unit Cost **$0.00**

Priority
64

Width of Ramp / Pad	(in)	
Slope of the Ramp / Pad	(%)	
X Slope of the Ramp / Pad	(%)	

Stop/Yield Control:	(y/n)	No
Crosswalks Served:		1 X-walk
Tee Intersection:	(y/n)	No
Vertical Curb:		Vertical



N Parallel

492 Detectable Warning Surface

CBC 2016 **11B-705.1.2.2**
ADAAG **4.7.7, 4.29.1&2**
ADA-2010 **705.1**

Unit Cost **$500.00**

- *As-Built Description:*

The detectable warning surface is not located between 6" - 8" from the curb line on a curb ramp or at the edges on a pedestrian island, cut-through island, pedestrian pad, perpendicular curb ramp or blended transition. (0" from curb line on a parallel curb ramp.)

- *As-is* 8.0"
- *Proposed Solution:*

Relocate the detectable warning surface.

Priority
76





		LEFT	RIGHT
Width of Ramp / Pad	(in)	54.5	54.0
Length of Ramp / Pad	(in)	102.0	125.0
Slope of the Ramp / Pad	(%)	6.9	2.8
X Slope of the Ramp / Pad	(%)	0.1	0.6
Top Landing Length	(in)	**0.0**	**0.0**
Top Landing Slope	(%)	N/A	N/A
Top Landing X Slope	(%)	N/A	N/A
Bottom Landing Length	(in)	60.0	
Bottom Landing Slope	(%)	0.9	
Bottom Landing X Slope	(%)	0.8	
Gutter Slope	(%)	3.5	
Gutter XSlope	(%)	0.0	
Gutter Lip	(in)	0.0	
Truncated Domes	(y/n)	YES	
Dome Setback	(in)	**8.0**	
Street Grade (Left / Right)	(%)	2.1	0.4
Stop/Yield Control:	(y/n)	No	
Within Crosswalk	(y/n)	YES	
Crosswalks Served:		2 X-walk	
Tee Intersection:	(y/n)	No	
Vertical Curb:		Vertical	

S Parallel

494 Ramp Landing

CBC 2016 **11B-406.5.3**
CBC 2007 **1127B.5.4**
ADAAG **4.8.4; 4.8.6**
PROWAG **R304.5.3**

Unit Cost **$3500.00**

- *As-Built Description:*

Cross slope at top landing of existing parallel curb ramp exceeds 2%.

- *As-is* Left: 4.2% Right: 2.1%
- *Proposed Solution:*

Demolish existing and provide new top landing sloped at 2% max. Curb ramp to remain.

Priority
99.5





		LEFT	RIGHT
Width of Ramp / Pad	(in)	55.0	54.0
Length of Ramp / Pad	(in)	104.0	113.0
Slope of the Ramp / Pad	(%)	4.0	4.7
X Slope of the Ramp / Pad	(%)	0.9	1.0
Top Landing Length	(in)	48.0	**22.0**
Top Landing Slope	(%)	0.0	**2.4**
Top Landing X Slope	(%)	**4.2**	**2.1**
Bottom Landing Length	(in)	60.0	
Bottom Landing Slope	(%)	**2.2**	
Bottom Landing X Slope	(%)	0.6	
Gutter Slope	(%)	2.5	
Gutter XSlope	(%)	1.0	
Gutter Lip	(in)	0.0	
Truncated Domes	(y/n)	YES	
Dome Setback	(in)	**8.0**	
Street Grade (Left / Right)	(%)	2.3	1.2
Stop/Yield Control:	(y/n)	No	
Within Crosswalk	(y/n)	YES	
Crosswalks Served:		1 X-walk	
Tee Intersection:	(y/n)	No	
Vertical Curb:		Vertical	

W Parallel

491 Ramp Cross Slope

- *As-Built Description:*
  Cross slope of existing parallel curb ramp exceeds 2%.
- *As-is* Left: 4.0%
- *Proposed Solution:*
  Demolish existing and provide new parallel curb ramp including detectable warning surfaces, and top and bottom landings as required.

CBC 2016 **11B-406.5.7**
ADAAG **4.8.6**
PROWAG **R304.5.3**

Unit Cost **$7000.00**

Priority
93.5





		LEFT	RIGHT
Width of Ramp / Pad	(in)	52.5	54.0
Length of Ramp / Pad	(in)	108.0	112.0
Slope of the Ramp / Pad	(%)	7.7	5.9
X Slope of the Ramp / Pad	(%)	**4.0**	1.4
Top Landing Length	(in)	48.0	**18.0**
Top Landing Slope	(%)	0.7	**3.9**
Top Landing X Slope	(%)	**2.1**	1.5
Bottom Landing Length	(in)	60.0	
Bottom Landing Slope	(%)	1.5	
Bottom Landing X Slope	(%)	0.3	
Gutter Slope	(%)	3.9	
Gutter XSlope	(%)	1.9	
Gutter Lip	(in)	0.0	
Truncated Domes	(y/n)	YES	
Dome Setback	(in)	**8.0**	
Street Grade (Left / Right)	(%)	0.1	2.4
Stop/Yield Control:	(y/n)	Yes-Stop Sign	
Within Crosswalk	(y/n)	YES	
Crosswalks Served:		2 X-walk	
Tee Intersection:	(y/n)	No	
Vertical Curb:		Vertical	

Total Costs for Curb Ramps at : 8th St and Orange Ave **$11,000.00**

E Curb Ramp Required

200 Access Route

- *As-Built Description:*
  Curb ramp or blended transition not provided where a pedestrian access route crosses a curb.
- *Proposed Solution:*
  Provide a parallel curb ramp, including detectable warning surfaces, and top and bottom landings as required.

CBC 2007 **1127B.5.1**
ADAAG **4.7.1**
PROWAG **R207.1**

Unit Cost **$7000.00**

Priority
80



		LEFT	RIGHT
Width of Ramp / Pad	(in)	N/A	N/A
Slope of the Ramp / Pad	(%)	N/A	N/A
X Slope of the Ramp / Pad	(%)	N/A	N/A
Stop/Yield Control:	(y/n)	No	
Crosswalks Served:		No X-walk	
Tee Intersection:	(y/n)	No	
Vertical Curb:		Vertical	

N No Sidewalk, Curb Ramp Not Required

201 Pedestrian Access Route

- *As-Built Description:*

No curb, curb ramp, or sidewalk provided. Pedestrian access route is along the vehicular lane and is not separated by a curb or other cane detectable warning.

- *Proposed Solution:*

When curb or sidewalk is installed along either street, provide accessible curb ramp.

CBC 2007 **1127B.5.1**
ADAAG **4.7.1**
PROWAG **R304.1**

Unit Cost **$0.00**

Priority
80

		LEFT	RIGHT
Width of Ramp / Pad	(in)	N/A	N/A
Slope of the Ramp / Pad	(%)	N/A	N/A
X Slope of the Ramp / Pad	(%)	N/A	N/A

Stop/Yield Control:	(y/n)	No
Crosswalks Served:		No X-walk
Tee Intersection:	(y/n)	No
Vertical Curb:		Vertical



S Curb Ramp Required

203 Access Route

- *As-Built Description:*

Curb ramp or blended transition not provided where a pedestrian access route crosses a curb.

- *Proposed Solution:*

Provide a parallel curb ramp, including detectable warning surfaces, and top and bottom landings as required.

CBC 2007 **1127B.5.1**
ADAAG **4.7.1**
PROWAG **R207.1**

Unit Cost **$7000.00**

Priority
80

		LEFT	RIGHT
Width of Ramp / Pad	(in)	N/A	N/A
Slope of the Ramp / Pad	(%)	N/A	N/A
X Slope of the Ramp / Pad	(%)	N/A	N/A

Stop/Yield Control:	(y/n)	No
Crosswalks Served:		No X-walk
Tee Intersection:	(y/n)	No
Vertical Curb:		Vertical



W Curb Ramp Required

202 Access Route

- *As-Built Description:*
  Curb ramp or blended transition not provided where a pedestrian access route crosses a curb.
- *Proposed Solution:*
  Provide a parallel curb ramp, including detectable warning surfaces, and top and bottom landings as required.

CBC 2007 **1127B.5.1**
ADAAG **4.7.1**
PROWAG **R207.1**

Unit Cost **$7000.00**

Priority
80

		LEFT	RIGHT
Width of Ramp / Pad	(in)	N/A	N/A
Slope of the Ramp / Pad	(%)	N/A	N/A
X Slope of the Ramp / Pad	(%)	N/A	N/A

Stop/Yield Control:	(y/n)	No
Crosswalks Served:		No X-walk
Tee Intersection:	(y/n)	No
Vertical Curb:		Vertical



Total Costs for Curb Ramps at : 8th St *and* Riverside Ave **$21,000.00**

E Parallel

688 Detectable Warning Surface

- *As-Built Description:*
  The detectable warning surface is not located between 6" - 8" from the curb line on a curb ramp or at the edges on a pedestrian island, cut-through island, pedestrian pad, perpendicular curb ramp or blended transition. (0" from curb line on a parallel curb ramp.)
- *As-is* 6.0"
- *Proposed Solution:*
  Relocate the detectable warning surface.

CBC 2016 **11B-705.1.2.2**
ADAAG **4.7.7, 4.29.1&2**
ADA-2010 **705.1**

Unit Cost **$500.00**

Priority
65.5

		LEFT	RIGHT
Width of Ramp / Pad	(in)	61.0	63.0
Length of Ramp / Pad	(in)	100.0	99.0
Slope of the Ramp / Pad	(%)	5.1	7.1
X Slope of the Ramp / Pad	(%)	0.7	0.6
Top Landing Length	(in)	48.0	48.0
Top Landing Slope	(%)	**2.5**	0.2
Top Landing X Slope	(%)	1.0	1.6

Bottom Landing Length	(in)	140.0
Bottom Landing Slope	(%)	0.7
Bottom Landing X Slope	(%)	0.3
Gutter Slope	(%)	1.2
Gutter XSlope	(%)	0.4
Gutter Lip	(in)	0.0
Truncated Domes	(y/n)	YES
Dome Setback	(in)	**6.0**

Street Grade (Left / Right)	(%)	0.3	0.5
Stop/Yield Control:	(y/n)	Yes-Stop Sign	
Within Crosswalk	(y/n)	YES	
Crosswalks Served:		1 X-walk	
Tee Intersection:	(y/n)	No	
Vertical Curb:		Vertical	





N Perpendicular

690 Ramp Slope

- *As-Built Description:*

Running slope of existing perpendicular curb ramp is less than 5% or greater than 8.3%.

- *As-is* 9.9%
- *Proposed Solution:*

Demolish existing and provide new, perpendicular curb ramp, including detectable warning surfaces, and top and bottom landings as required.

CBC 2016 **11B-406.2.1**
CBC 2007 **1127B.5.3**
ADAAG **4.7.2; 4.8.2**
ADA-2010 **405.2**
PROWAG **R304.2.2**

Unit Cost **$6500.00**

Priority
95

Width of Ramp / Pad	(in)	48.0
Length of Ramp / Pad	(in)	99.0
Slope of the Ramp / Pad	(%)	**9.9**
X Slope of the Ramp / Pad	(%)	0.3
Top Landing Length	(in)	48.0
Top Landing Slope	(%)	0.3
Top Landing X Slope	(%)	0.1
Left Flare	(%)	2.2
Right Flare	(%)	4.2
Gutter Slope	(%)	**9.1**
Gutter XSlope	(%)	0.1
Gutter Lip	(in)	0.0
Truncated Domes	(y/n)	YES
Dome Setback	(in)	6.0
Street Grade (Left / Right)	(%)	2.0 0.6
Stop/Yield Control:	(y/n)	No
Within Crosswalk	(y/n)	YES
Crosswalks Served:		1 X-walk
Tee Intersection:	(y/n)	No
Vertical Curb:		Vertical





S Perpendicular

687 Ramp Transition

- *As-Built Description:*

Flush transition from ramp to gutter not provided.

- *As-is* 0.5"
- *Proposed Solution:*

Modify elements (ramp, gutter, landing, route) as required to provide flush transition from ramp to gutter.

CBC 2016 **11B-406.5.8**
CBC 2007 **1127B.5.3**
ADAAG **4.7.2**
PROWAG **R304.5.2**

Unit Cost **$2500.00**

Priority
81

Width of Ramp / Pad	(in)	48.0
Length of Ramp / Pad	(in)	151.0
Slope of the Ramp / Pad	(%)	5.4
X Slope of the Ramp / Pad	(%)	0.7
Top Landing Length	(in)	48.0
Top Landing Slope	(%)	1.5
Top Landing X Slope	(%)	0.4
Left Flare	(%)	3.4
Right Flare	(%)	8.8
Gutter Slope	(%)	4.4
Gutter XSlope	(%)	1.0
Gutter Lip	(in)	**0.5**
Truncated Domes	(y/n)	YES
Dome Setback	(in)	6.0
Street Grade (Left / Right)	(%)	0.3 0.9
Stop/Yield Control:	(y/n)	No
Crosswalks Served:		No X-walk
Tee Intersection:	(y/n)	No
Vertical Curb:		Vertical





W Perpendicular

689 Gutter

- *As-Built Description:*

The slope of the gutter area or street at the foot of a curb ramp, blended transition, pedestrian pad, or island cut through exceeds 1:20 (5%) in the direction of the pedestrian crossing.

- *As-is* 5.8%
- *Proposed Solution:*

Demolish gutter or street area as required and provide 48" x 48" area at foot of curb ramp, blended transition, pedestrian pad, or island cut through with slope no greater than 5%.

CBC 2016 **11B-406.5.8**
CBC 2007 **1127B.5.3**
ADAAG **4.7.2**
ADA-2010 **406.2**
PROWAG **R304.5.4**

Unit Cost **$3000.00**

Priority
87.5

Width of Ramp / Pad	(in)	48.0
Length of Ramp / Pad	(in)	84.0
Slope of the Ramp / Pad	(%)	5.9
X Slope of the Ramp / Pad	(%)	0.1
Top Landing Length	(in)	48.0
Top Landing Slope	(%)	1.0
Top Landing X Slope	(%)	0.2
Left Flare	(%)	6.6
Right Flare	(%)	8.5
Gutter Slope	(%)	**5.8**
Gutter XSlope	(%)	**2.4**
Gutter Lip	(in)	0.0
Truncated Domes	(y/n)	YES
Dome Setback	(in)	6.0
Street Grade (Left / Right)	(%)	0.5 1.1
Stop/Yield Control:	(y/n)	Yes-Stop Sign
Crosswalks Served:		No X-walk
Tee Intersection:	(y/n)	No
Vertical Curb:		Vertical





Total Costs for Curb Ramps at : 8th St and Robertson Blvd **$12,500.00**

E No Sidewalk, Curb Ramp Not Required

212 Pedestrian Access Route

- *As-Built Description:*

No curb, curb ramp, or sidewalk provided. Pedestrian access route is along the vehicular lane and is not separated by a curb or other cane detectable warning.

- *Proposed Solution:*

When curb or sidewalk is installed along either street, provide accessible curb ramp.

CBC 2007 **1127B.5.1**
ADAAG **4.7.1**
PROWAG **R304.1**

Unit Cost **$0.00**

Priority
62

		LEFT	RIGHT
Width of Ramp / Pad	(in)	N/A	N/A
Slope of the Ramp / Pad	(%)	N/A	N/A
X Slope of the Ramp / Pad	(%)	N/A	N/A
Stop/Yield Control:	(y/n)	No	
Crosswalks Served:		No X-walk	
Tee Intersection:	(y/n)	No	
Vertical Curb:		Vertical	



N No Sidewalk, Curb Ramp Not Required

215 Pedestrian Access Route

- *As-Built Description:*

No curb, curb ramp, or sidewalk provided. Pedestrian access route is along the vehicular lane and is not separated by a curb or other cane detectable warning.

- *Proposed Solution:*

When curb or sidewalk is installed along either street, provide accessible curb ramp.

CBC 2007 **1127B.5.1**
ADAAG **4.7.1**
PROWAG **R304.1**

Unit Cost **$0.00**

Priority
62

		LEFT	RIGHT
Width of Ramp / Pad	(in)	N/A	N/A
Slope of the Ramp / Pad	(%)	N/A	N/A
X Slope of the Ramp / Pad	(%)	N/A	N/A

Stop/Yield Control:	(y/n)	No
Crosswalks Served:		No X-walk
Tee Intersection:	(y/n)	No
Vertical Curb:		Vertical



S No Sidewalk, Curb Ramp Not Required

213 Pedestrian Access Route

- *As-Built Description:*

No curb, curb ramp, or sidewalk provided. Pedestrian access route is along the vehicular lane and is not separated by a curb or other cane detectable warning.

- *Proposed Solution:*

When curb or sidewalk is installed along either street, provide accessible curb ramp.

CBC 2007 **1127B.5.1**
ADAAG **4.7.1**
PROWAG **R304.1**

Unit Cost **$0.00**

Priority
62

		LEFT	RIGHT
Width of Ramp / Pad	(in)	N/A	N/A
Slope of the Ramp / Pad	(%)	N/A	N/A
X Slope of the Ramp / Pad	(%)	N/A	N/A

Stop/Yield Control:	(y/n)	No
Crosswalks Served:		No X-walk
Tee Intersection:	(y/n)	No
Vertical Curb:		Vertical



W No Sidewalk, Curb Ramp Not Required

214 Pedestrian Access Route

- *As-Built Description:*

No curb, curb ramp, or sidewalk provided. Pedestrian access route is along the vehicular lane and is not separated by a curb or other cane detectable warning.

- *Proposed Solution:*

When curb or sidewalk is installed along either street, provide accessible curb ramp.

CBC 2007 **1127B.5.1**
ADAAG **4.7.1**
PROWAG **R304.1**

Unit Cost **$0.00**

Priority
62

		LEFT	RIGHT
Width of Ramp / Pad	(in)	N/A	N/A
Slope of the Ramp / Pad	(%)	N/A	N/A
X Slope of the Ramp / Pad	(%)	N/A	N/A

Stop/Yield Control:	(y/n)	No
Crosswalks Served:		No X-walk
Tee Intersection:	(y/n)	No
Vertical Curb:		Vertical



Total Costs for Curb Ramps at : 8th St *and* Sonoma Ave $0.00

E Under Construction

489 Existing Curb Ramp

- *As-Built Description:*

At time of the survey curb ramp, pedestrian pad, or island is currently under construction and/or renovation.

- *Proposed Solution:*

Ensure compliance with ADAAG 4.1.6 and CBC 11B -202.

CBC 2016 ***11B*-202**
CBC 2007 **1134B.2.1**
ADAAG **4.1.6**

Unit Cost **$0.00**

Priority
64

Width of Ramp / Pad	(in)	
Slope of the Ramp / Pad	(%)	
X Slope of the Ramp / Pad	(%)	

Stop/Yield Control:	(y/n)	Yes-Stop Sign
Crosswalks Served:		No X-walk
Tee Intersection:	(y/n)	No
Vertical Curb:		Vertical



N Curb Ramp Required

490 Access Route

- *As-Built Description:*

  Curb ramp or blended transition not provided where a pedestrian access route crosses a curb.

- *Proposed Solution:*

  Provide a parallel curb ramp, including detectable warning surfaces, and top and bottom landings as required.

CBC 2007 **1127B.5.1**
ADAAG **4.7.1**
PROWAG **R207.1**

Unit Cost **$7000.00**

Priority
64

		LEFT	RIGHT
Width of Ramp / Pad	(in)	N/A	N/A
Slope of the Ramp / Pad	(%)	N/A	N/A
X Slope of the Ramp / Pad	(%)	N/A	N/A

Stop/Yield Control:	(y/n)	No
Crosswalks Served:		No X-walk
Tee Intersection:	(y/n)	No
Vertical Curb:		Vertical



S Perpendicular

488 Ramp Landing

- *As-Built Description:*

  Top landing at existing perpendicular curb ramp or blended transition is less than 48" x 48" (60" length x ramp width preferred).

- *As-is* 36.0"

- *Proposed Solution:*

  Demolish existing and provide new, parallel curb ramp, including detectable warning surfaces, and top and bottom landings as required.

CBC 2016 **11B-406.5.3**
CBC 2007 **1127B.5.4**
ADAAG **4.8.4**
ADA-2010 **405.7**
PROWAG **R304.2.1**

Unit Cost **$7000.00**

Priority
120.25

Width of Ramp / Pad	(in)	48.0
Length of Ramp / Pad	(in)	89.0
Slope of the Ramp / Pad	(%)	**11.4**
X Slope of the Ramp / Pad	(%)	0.4
Top Landing Length	(in)	**36.0**
Top Landing Slope	(%)	1.5
Top Landing X Slope	(%)	0.9

Left Flare	(%)	**13.5**
Right Flare	(%)	**18.9**
Gutter Slope	(%)	**8.8**
Gutter XSlope	(%)	0.2
Gutter Lip	(in)	**0.5**
Truncated Domes	(y/n)	**NO**

Street Grade (Left / Right)	(%)	3.4	1.0
Stop/Yield Control:	(y/n)	No	
Crosswalks Served:		No X-walk	
Tee Intersection:	(y/n)	No	
Vertical Curb:		Vertical	





W No Sidewalk, Curb Ramp Not Required

487 Pedestrian Access Route

- *As-Built Description:*

No curb, curb ramp, or sidewalk provided. Pedestrian access route is along the vehicular lane and is not separated by a curb or other cane detectable warning.

- *Proposed Solution:*

When curb or sidewalk is installed along either street, provide accessible curb ramp.

CBC 2007 **1127B.5.1**
ADAAG **4.7.1**
PROWAG **R304.1**

Unit Cost **$0.00**

Priority
90

		LEFT	RIGHT
Width of Ramp / Pad	(in)	N/A	N/A
Slope of the Ramp / Pad	(%)	N/A	N/A
X Slope of the Ramp / Pad	(%)	N/A	N/A

Stop/Yield Control:	(y/n)	Yes-Stop Sign
Crosswalks Served:		No X-walk
Tee Intersection:	(y/n)	No
Vertical Curb:		Vertical



Total Costs for Curb Ramps at : 8th St *and* Trinity Ave — $14,000.00

E Perpendicular

217 Ramp Slope

- *As-Built Description:*

Running slope of existing perpendicular curb ramp is less than 5% or greater than 8.3%.

- *As-is* 9.5%
- *Proposed Solution:*

Demolish existing and provide new, perpendicular curb ramp, including detectable warning surfaces, and top and bottom landings as required.

CBC 2016 **11B-406.2.1**
CBC 2007 **1127B.5.3**
ADAAG **4.7.2; 4.8.2**
ADA-2010 **405.2**
PROWAG **R304.2.2**

Unit Cost **$6500.00**

Priority
47.5

Width of Ramp / Pad	(in)	48.0
Length of Ramp / Pad	(in)	80.0
Slope of the Ramp / Pad	(%)	**9.5**
X Slope of the Ramp / Pad	(%)	0.6
Top Landing Length	(in)	48.0
Top Landing Slope	(%)	0.2
Top Landing X Slope	(%)	0.8

Left Flare	(%)	8.6
Right Flare	(%)	9.6
Gutter Slope	(%)	3.9
Gutter XSlope	(%)	0.2
Gutter Lip	(in)	**0.5**
Truncated Domes	(y/n)	**NO**

Street Grade (Left / Right)	(%)	0.3	0.1
Stop/Yield Control:	(y/n)	Yes-Stop Sign	
Crosswalks Served:		No X-walk	
Tee Intersection:	(y/n)	Yes	
Vertical Curb:		Vertical	





N Curb Ramp Required

216 Access Route

- *As-Built Description:*
  Curb ramp or blended transition not provided where a pedestrian access route crosses a curb.
- *Proposed Solution:*
  Provide a parallel curb ramp, including detectable warning surfaces, and top and bottom landings as required.

CBC 2007 **1127B.5.1**
ADAAG **4.7.1**
PROWAG **R207.1**

Unit Cost **$7000.00**

Priority
40

		LEFT	RIGHT
Width of Ramp / Pad	(in)	N/A	N/A
Slope of the Ramp / Pad	(%)	N/A	N/A
X Slope of the Ramp / Pad	(%)	N/A	N/A
Stop/Yield Control:	(y/n)	No	
Crosswalks Served:		No X-walk	
Tee Intersection:	(y/n)	Yes	
Vertical Curb:		Vertical	



S Perpendicular

218 Ramp Transition

- *As-Built Description:*
  Flush transition from ramp to gutter not provided.
- *As-is* 0.25"
- *Proposed Solution:*
  Modify elements (ramp, gutter, landing, route) as required to provide flush transition from ramp to gutter.

CBC 2016 **11B-406.5.8**
CBC 2007 **1127B.5.3**
ADAAG **4.7.2**
PROWAG **R304.5.2**

Unit Cost **$2500.00**

Priority
45

Width of Ramp / Pad	(in)	48.0	
Length of Ramp / Pad	(in)	87.5	
Slope of the Ramp / Pad	(%)	8.0	
X Slope of the Ramp / Pad	(%)	0.8	
Top Landing Length	(in)	48.0	
Top Landing Slope	(%)	0.3	
Top Landing X Slope	(%)	0.7	
Left Flare	(%)	8.6	
Right Flare	(%)	8.4	
Gutter Slope	(%)	2.9	
Gutter XSlope	(%)	0.2	
Gutter Lip	(in)	**0.25**	
Truncated Domes	(y/n)	**NO**	
Street Grade (Left / Right)	(%)	3.6	0.3
Stop/Yield Control:	(y/n)	No	
Crosswalks Served:		No X-walk	
Tee Intersection:	(y/n)	Yes	
Vertical Curb:		Vertical	





Total Costs for Curb Ramps at : 8th St and Ventura Ave **$16,000.00**

Total Costs for Curb Ramps along : 8th St **$191,500.00**

Year Completed	Intersection ID	Survey Street	Cross Street
TBD	155	9th St	Humboldt Ave

Orientation & ID #	Ramp Type	Existing Access Barrier and Proposed Solution	Codes / Mitigation Info	Measurements

E — Curb Ramp Required

718 Access Route

- *As-Built Description:*
  Curb ramp or blended transition not provided where a pedestrian access route crosses a curb.
- *Proposed Solution:*
  Provide a parallel curb ramp, including detectable warning surfaces, and top and bottom landings as required.

CBC 2007 **1127B.5.1**
ADAAG **4.7.1**
PROWAG **R207.1**

Unit Cost **$7000.00**

Priority
66

		LEFT	RIGHT
Width of Ramp / Pad	(in)	N/A	N/A
Slope of the Ramp / Pad	(%)	N/A	N/A
X Slope of the Ramp / Pad	(%)	N/A	N/A
Stop/Yield Control:	(y/n)	No	
Crosswalks Served:		1 X-walk	
Tee Intersection:	(y/n)	Yes	
Vertical Curb:		Vertical	



N — Parallel

715 Ramp Landing

- *As-Built Description:*
  Cross slope at top landing of existing parallel curb ramp exceeds 2%.
- *As-is* Left: 2.7% Right: 2.7%
- *Proposed Solution:*
  Demolish existing and provide new top landing sloped at 2% max. Curb ramp to remain.

CBC 2016 **11B-406.5.3**
CBC 2007 **1127B.5.4**
ADAAG **4.8.4; 4.8.6**
PROWAG **R304.5.3**

Unit Cost **$3500.00**

Priority
72

		LEFT	RIGHT
Width of Ramp / Pad	(in)	54.0	52.0
Length of Ramp / Pad	(in)	90.0	68.0
Slope of the Ramp / Pad	(%)	3.2	4.9
X Slope of the Ramp / Pad	(%)	1.5	0.9
Top Landing Length	(in)	48.0	48.0
Top Landing Slope	(%)	1.2	1.3
Top Landing X Slope	(%)	**2.7**	**2.7**
Bottom Landing Length	(in)	48.0	
Bottom Landing Slope	(%)	1.5	
Bottom Landing X Slope	(%)	0.1	
Gutter Slope	(%)	**6.4**	
Gutter XSlope	(%)	1.0	
Gutter Lip	(in)	0.0	
Truncated Domes	(y/n)	YES	
Dome Setback	(in)	**6.0**	
Street Grade (Left / Right)	(%)	0.6	0.3
Stop/Yield Control:	(y/n)	No	
Within Crosswalk	(y/n)	YES	
Crosswalks Served:		1 X-walk	
Tee Intersection:	(y/n)	Yes	
Vertical Curb:		Vertical	





S Curb Ramp Required

717 Access Route

- *As-Built Description:*

Curb ramp or blended transition not provided where a pedestrian access route crosses a curb.

- *Proposed Solution:*

Provide a parallel curb ramp, including detectable warning surfaces, and top and bottom landings as required.

CBC 2007 **1127B.5.1**
ADAAG **4.7.1**
PROWAG **R207.1**

Unit Cost **$7000.00**

Priority
66

		LEFT	RIGHT
Width of Ramp / Pad	(in)	N/A	N/A
Slope of the Ramp / Pad	(%)	N/A	N/A
X Slope of the Ramp / Pad	(%)	N/A	N/A
Stop/Yield Control:	(y/n)	No	
Crosswalks Served:		1 X-walk	
Tee Intersection:	(y/n)	Yes	
Vertical Curb:		Vertical	



W Parallel

716 Ramp Cross Slope

- *As-Built Description:*

Cross slope of existing parallel curb ramp exceeds 2%.

- *As-is* Right: 2.3%
- *Proposed Solution:*

Demolish existing and provide new parallel curb ramp including detectable warning surfaces, and top and bottom landings as required.

CBC 2016 **11B-406.5.7**
ADAAG **4.8.6**
PROWAG **R304.5.3**

Unit Cost **$7000.00**

Priority
75

		LEFT	RIGHT
Width of Ramp / Pad	(in)	98.0	54.5
Length of Ramp / Pad	(in)	80.0	70.0
Slope of the Ramp / Pad	(%)	5.9	4.9
X Slope of the Ramp / Pad	(%)	0.9	**2.3**
Top Landing Length	(in)	48.0	48.0
Top Landing Slope	(%)	0.5	0.8
Top Landing X Slope	(%)	1.7	**2.9**
Bottom Landing Length	(in)	96.0	
Bottom Landing Slope	(%)	1.4	
Bottom Landing X Slope	(%)	0.5	
Gutter Slope	(%)	**8.3**	
Gutter XSlope	(%)	1.2	
Gutter Lip	(in)	0.0	
Truncated Domes	(y/n)	YES	
Dome Setback	(in)	**6.0**	
Street Grade (Left / Right)	(%)	1.9	0.3
Stop/Yield Control:	(y/n)	Yes-Stop Sign	
Within Crosswalk	(y/n)	YES	
Crosswalks Served:		1 X-walk	
Tee Intersection:	(y/n)	Yes	
Vertical Curb:		Vertical	





Total Costs for Curb Ramps at : **9th St** ***and*** **Humboldt Ave** **$24,500.00**

E Perpendicular

271 Gutter

- *As-Built Description:*

The slope of the gutter area or street at the foot of a curb ramp, blended transition, pedestrian pad, or island cut through exceeds 1:20 (5%) in the direction of the pedestrian crossing.

- *As-is* 7.5%
- *Proposed Solution:*

Demolish gutter or street area as required and provide 48" x 48" area at foot of curb ramp, blended transition, pedestrian pad, or island cut through with slope no greater than 5%.

CBC 2016 **11B-406.5.8**
CBC 2007 **1127B.5.3**
ADAAG **4.7.2**
ADA-2010 **406.2**
PROWAG **R304.5.4**

Unit Cost **$3000.00**

Priority

91.5

Width of Ramp / Pad	(in)	48.0
Length of Ramp / Pad	(in)	64.0
Slope of the Ramp / Pad	(%)	7.2
X Slope of the Ramp / Pad	(%)	0.3
Top Landing Length	(in)	48.0
Top Landing Slope	(%)	1.1
Top Landing X Slope	(%)	0.6
Left Flare	(%)	9.6
Right Flare	(%)	7.3
Gutter Slope	(%)	**7.5**
Gutter XSlope	(%)	0.6
Gutter Lip	(in)	0.0
Truncated Domes	(y/n)	**NO**
Street Grade (Left / Right)	(%)	0.1 1.2
Stop/Yield Control:	(y/n)	Yes-Stop Sign
Crosswalks Served:		No X-walk
Tee Intersection:	(y/n)	No
Vertical Curb:		Vertical





N Curb Ramp Required

268 Access Route

- *As-Built Description:*

Curb ramp or blended transition not provided where a pedestrian access route crosses a curb.

- *Proposed Solution:*

Provide a parallel curb ramp, including detectable warning surfaces, and top and bottom landings as required.

CBC 2007 **1127B.5.1**
ADAAG **4.7.1**
PROWAG **R207.1**

Unit Cost **$7000.00**

Priority

80

		LEFT	RIGHT
Width of Ramp / Pad	(in)	N/A	N/A
Slope of the Ramp / Pad	(%)	N/A	N/A
X Slope of the Ramp / Pad	(%)	N/A	N/A
Stop/Yield Control:	(y/n)	No	
Crosswalks Served:		No X-walk	
Tee Intersection:	(y/n)	No	
Vertical Curb:		Vertical	



S Curb Ramp Required

270 Access Route

- *As-Built Description:*
  Curb ramp or blended transition not provided where a pedestrian access route crosses a curb.
- *Proposed Solution:*
  Provide a parallel curb ramp, including detectable warning surfaces, and top and bottom landings as required.

CBC 2007 **1127B.5.1**
ADAAG **4.7.1**
PROWAG **R207.1**

Unit Cost **$7000.00**

Priority
80

		LEFT	RIGHT
Width of Ramp / Pad	(in)	N/A	N/A
Slope of the Ramp / Pad	(%)	N/A	N/A
X Slope of the Ramp / Pad	(%)	N/A	N/A

Stop/Yield Control:	(y/n)	No
Crosswalks Served:		No X-walk
Tee Intersection:	(y/n)	No
Vertical Curb:		Vertical



W Curb Ramp Required

269 Access Route

- *As-Built Description:*
  Curb ramp or blended transition not provided where a pedestrian access route crosses a curb.
- *Proposed Solution:*
  Provide a parallel curb ramp, including detectable warning surfaces, and top and bottom landings as required.

CBC 2007 **1127B.5.1**
ADAAG **4.7.1**
PROWAG **R207.1**

Unit Cost **$7000.00**

Priority
80

		LEFT	RIGHT
Width of Ramp / Pad	(in)	N/A	N/A
Slope of the Ramp / Pad	(%)	N/A	N/A
X Slope of the Ramp / Pad	(%)	N/A	N/A

Stop/Yield Control:	(y/n)	Yes-Stop Sign
Crosswalks Served:		No X-walk
Tee Intersection:	(y/n)	No
Vertical Curb:		Vertical



Total Costs for Curb Ramps at : 9th St and Kings Ave **$24,000.00**

E Parallel

262 Ramp Cross Slope

CBC 2016 **11B-406.5.7**
ADAAG **4.8.6**
PROWAG **R304.5.3**

- *As-Built Description:*

Cross slope of existing parallel curb ramp exceeds 2%.

- *As-is* Left: 2.5%
- *Proposed Solution:*

Demolish existing and provide new parallel curb ramp including detectable warning surfaces, and top and bottom landings as required.

Unit Cost **$7000.00**

Priority
84.5





		LEFT	RIGHT
Width of Ramp / Pad	(in)	70.0	68.0
Length of Ramp / Pad	(in)	101.0	80.0
Slope of the Ramp / Pad	(%)	6.3	5.3
X Slope of the Ramp / Pad	(%)	**2.5**	1.4
Top Landing Length	(in)	48.0	48.0
Top Landing Slope	(%)	0.8	**3.7**
Top Landing X Slope	(%)	0.5	1.5
Bottom Landing Length	(in)	50.0	
Bottom Landing Slope	(%)	1.4	
Bottom Landing X Slope	(%)	0.6	
Gutter Slope	(%)	2.7	
Gutter XSlope	(%)	0.4	
Gutter Lip	(in)	0.0	
Truncated Domes	(y/n)	YES	
Dome Setback	(in)	**6.0**	
Street Grade (Left / Right)	(%)	0.1	1.0
Stop/Yield Control:	(y/n)	No	
Within Crosswalk	(y/n)	YES	
Crosswalks Served:		1 X-walk	
Tee Intersection:	(y/n)	No	
Vertical Curb:		Vertical	

N Perpendicular

261 Compliant Curb Ramp

- *As-Built Description:*

Curb ramp, blended transition, island cut-through, island perpendicular, or pedestrian pad surveyed for the following items are in compliance with the ADA and applicable building codes.

Unit Cost **$0.00**

- *Proposed Solution:*

Provide routine inspection and maintenance to maintain accessible access route.

Priority
80





Width of Ramp / Pad	(in)	48.0	
Length of Ramp / Pad	(in)	100.0	
Slope of the Ramp / Pad	(%)	7.5	
X Slope of the Ramp / Pad	(%)	0.7	
Top Landing Length	(in)	48.0	
Top Landing Slope	(%)	1.2	
Top Landing X Slope	(%)	0.3	
Left Flare	(%)	7.8	
Right Flare	(%)	6.5	
Gutter Slope	(%)	2.3	
Gutter XSlope	(%)	1.0	
Gutter Lip	(in)	0.0	
Truncated Domes	(y/n)	YES	
Dome Setback	(in)	6.0	
Street Grade (Left / Right)	(%)	2.2	1.0
Stop/Yield Control:	(y/n)	No	
Within Crosswalk	(y/n)	YES	
Crosswalks Served:		1 X-walk	
Tee Intersection:	(y/n)	No	
Vertical Curb:		Vertical	

S Perpendicular

263 Compliant Curb Ramp

• *As-Built Description:*

Curb ramp, blended transition, island cut-through, island perpendicular, or pedestrian pad surveyed for the following items are in compliance with the ADA and applicable building codes.

Unit Cost **$0.00**

• *Proposed Solution:*

Provide routine inspection and maintenance to maintain accessible access route.

Priority

80





Width of Ramp / Pad	(in)	50.0	
Length of Ramp / Pad	(in)	96.0	
Slope of the Ramp / Pad	(%)	6.2	
X Slope of the Ramp / Pad	(%)	0.8	
Top Landing Length	(in)	48.0	
Top Landing Slope	(%)	1.3	
Top Landing X Slope	(%)	0.7	
Left Flare	(%)	7.0	
Right Flare	(%)	5.6	
Gutter Slope	(%)	2.3	
Gutter XSlope	(%)	0.1	
Gutter Lip	(in)	0.0	
Truncated Domes	(y/n)	YES	
Dome Setback	(in)	6.0	
Street Grade (Left / Right)	(%)	1.7	0.5
Stop/Yield Control:	(y/n)	No	
Within Crosswalk	(y/n)	YES	
Crosswalks Served:		1 X-walk	
Tee Intersection:	(y/n)	No	
Vertical Curb:		Vertical	

W Perpendicular

260 Compliant Curb Ramp

• *As-Built Description:*

Curb ramp, blended transition, island cut-through, island perpendicular, or pedestrian pad surveyed for the following items are in compliance with the ADA and applicable building codes.

Unit Cost **$0.00**

• *Proposed Solution:*

Provide routine inspection and maintenance to maintain accessible access route.

Priority

80





Width of Ramp / Pad	(in)	50.0	
Length of Ramp / Pad	(in)	60.0	
Slope of the Ramp / Pad	(%)	6.9	
X Slope of the Ramp / Pad	(%)	1.4	
Top Landing Length	(in)	48.0	
Top Landing Slope	(%)	1.1	
Top Landing X Slope	(%)	0.7	
Left Flare	(%)	7.5	
Right Flare	(%)	6.3	
Gutter Slope	(%)	2.7	
Gutter XSlope	(%)	1.3	
Gutter Lip	(in)	0.0	
Truncated Domes	(y/n)	YES	
Dome Setback	(in)	6.0	
Street Grade (Left / Right)	(%)	0.3	3.2
Stop/Yield Control:	(y/n)	No	
Within Crosswalk	(y/n)	YES	
Crosswalks Served:		1 X-walk	
Tee Intersection:	(y/n)	No	
Vertical Curb:		Vertical	

Total Costs for Curb Ramps at : 9th St and Lake Ave **$7,000.00**

E No Sidewalk, Curb Ramp Not Required

258 Pedestrian Access Route

- *As-Built Description:*

No curb, curb ramp, or sidewalk provided. Pedestrian access route is along the vehicular lane and is not separated by a curb or other cane detectable warning.

- *Proposed Solution:*

When curb or sidewalk is installed along either street, provide accessible curb ramp.

CBC 2007 **1127B.5.1**
ADAAG **4.7.1**
PROWAG **R304.1**

Unit Cost **$0.00**

Priority
72

		LEFT	RIGHT
Width of Ramp / Pad	(in)	N/A	N/A
Slope of the Ramp / Pad	(%)	N/A	N/A
X Slope of the Ramp / Pad	(%)	N/A	N/A

Stop/Yield Control:	(y/n)	No
Crosswalks Served:		No X-walk
Tee Intersection:	(y/n)	No
Vertical Curb:		Vertical



N Curb Ramp Required

256 Access Route

- *As-Built Description:*

Curb ramp or blended transition not provided where a pedestrian access route crosses a curb.

- *Proposed Solution:*

Provide a parallel curb ramp, including detectable warning surfaces, and top and bottom landings as required.

CBC 2007 **1127B.5.1**
ADAAG **4.7.1**
PROWAG **R207.1**

Unit Cost **$7000.00**

Priority
52

		LEFT	RIGHT
Width of Ramp / Pad	(in)	N/A	N/A
Slope of the Ramp / Pad	(%)	N/A	N/A
X Slope of the Ramp / Pad	(%)	N/A	N/A

Stop/Yield Control:	(y/n)	Yes-Stop Sign
Crosswalks Served:		No X-walk
Tee Intersection:	(y/n)	No
Vertical Curb:		Vertical



S Parallel

259 Ramp Transition

- *As-Built Description:*

Flush transition from ramp to gutter not provided.

- *As-is* 0.5"
- *Proposed Solution:*

Modify elements (ramp, gutter, landing, route) as required to provide flush transition from ramp to gutter.

CBC 2016 **11B-406.5.8**
CBC 2007 **1127B.5.3**
ADAAG **4.7.2**
PROWAG **R304.5.2**

Unit Cost **$2500.00**

Priority
53.5





		LEFT	RIGHT
Width of Ramp / Pad	(in)	61.0	60.0
Length of Ramp / Pad	(in)	141.0	140.0
Slope of the Ramp / Pad	(%)	6.1	5.7
X Slope of the Ramp / Pad	(%)	1.4	1.4
Top Landing Length	(in)	48.0	48.0
Top Landing Slope	(%)	0.9	1.4
Top Landing X Slope	(%)	0.9	2.0
Bottom Landing Length	(in)	48.0	
Bottom Landing Slope	(%)	0.5	
Bottom Landing X Slope	(%)	0.2	
Gutter Slope	(%)	5.0	
Gutter XSlope	(%)	0.1	
Gutter Lip	(in)	**0.5**	
Truncated Domes	(y/n)	YES	
Dome Setback	(in)	**6.0**	
Street Grade (Left / Right)	(%)	0.2	0.1
Stop/Yield Control:	(y/n)	Yes-Stop Sign	
Crosswalks Served:		No X-walk	
Tee Intersection:	(y/n)	No	
Vertical Curb:		Vertical	

W No Sidewalk, Curb Ramp Not Required

257 Pedestrian Access Route

- *As-Built Description:*

No curb, curb ramp, or sidewalk provided. Pedestrian access route is along the vehicular lane and is not separated by a curb or other cane detectable warning.

- *Proposed Solution:*

When curb or sidewalk is installed along either street, provide accessible curb ramp.

CBC 2007 **1127B.5.1**
ADAAG **4.7.1**
PROWAG **R304.1**

Unit Cost **$0.00**

Priority
62



		LEFT	RIGHT
Width of Ramp / Pad	(in)	N/A	N/A
Slope of the Ramp / Pad	(%)	N/A	N/A
X Slope of the Ramp / Pad	(%)	N/A	N/A
Stop/Yield Control:	(y/n)	No	
Crosswalks Served:		No X-walk	
Tee Intersection:	(y/n)	No	
Vertical Curb:		Vertical	

Total Costs for Curb Ramps at : 9th St and Monterey Ave **$9,500.00**

E Parallel

714 Gutter

- *As-Built Description:*

The slope of the gutter area or street at the foot of a curb ramp, blended transition, pedestrian pad, or island cut through exceeds 1:20 (5%) in the direction of the pedestrian crossing.

- *As-is* 6.4%
- *Proposed Solution:*

Demolish gutter or street area as required and provide 48" x 48" area at foot of curb ramp, blended transition, pedestrian pad, or island cut through with slope no greater than 5%.

CBC 2016 **11B-406.5.8**
CBC 2007 **1127B.5.3**
ADAAG **4.7.2**
ADA-2010 **406.2**
PROWAG **R304.5.4**

Unit Cost **$3000.00**

Priority
95





		LEFT	RIGHT
Width of Ramp / Pad	(in)	55.0	54.0
Length of Ramp / Pad	(in)	120.0	114.0
Slope of the Ramp / Pad	(%)	4.7	7.0
X Slope of the Ramp / Pad	(%)	0.4	0.9
Top Landing Length	(in)	**0.0**	48.0
Top Landing Slope	(%)	N/A	0.5
Top Landing X Slope	(%)	N/A	2.0
Bottom Landing Length	(in)	52.0	
Bottom Landing Slope	(%)	1.8	
Bottom Landing X Slope	(%)	0.1	
Gutter Slope	(%)	**6.4**	
Gutter XSlope	(%)	0.2	
Gutter Lip	(in)	0.0	
Truncated Domes	(y/n)	YES	
Dome Setback	(in)	**6.0**	
Street Grade (Left / Right)	(%)	0.4	2.0
Stop/Yield Control:	(y/n)	No	
Within Crosswalk	(y/n)	YES	
Crosswalks Served:		1 X-walk	
Tee Intersection:	(y/n)	No	
Vertical Curb:		Vertical	

N Perpendicular

713 Ramp Landing

- *As-Built Description:*

Running slope at top landing of existing perpendicular curb ramp exceeds the 1:48 (2%) maximum.

- *As-is* 2.3%
- *Proposed Solution:*

Demolish existing and provide new, perpendicular curb ramp, including detectable warning surfaces, and top and bottom landings as required.

CBC 2016 **11B-406.5.3**
CBC 2007 **1127B.5.4**
ADAAG **4.8.4; 4.8.6**
PROWAG **R304.2.2**

Unit Cost **$6500.00**

Priority
95.5





Width of Ramp / Pad	(in)	52.0
Length of Ramp / Pad	(in)	79.0
Slope of the Ramp / Pad	(%)	7.9
X Slope of the Ramp / Pad	(%)	1.6
Top Landing Length	(in)	48.0
Top Landing Slope	(%)	**2.3**
Top Landing X Slope	(%)	0.5
Left Flare	(%)	6.9
Right Flare	(%)	**10.7**
Gutter Slope	(%)	**5.8**
Gutter XSlope	(%)	0.3
Gutter Lip	(in)	0.0
Truncated Domes	(y/n)	**NO**
Street Grade (Left / Right)	(%)	1.9 0.4
Stop/Yield Control:	(y/n)	No
Within Crosswalk	(y/n)	YES
Crosswalks Served:		2 X-walk
Tee Intersection:	(y/n)	No
Vertical Curb:		Vertical

S No Sidewalk, Curb Ramp Not Required

712 Pedestrian Access Route

- *As-Built Description:*

No curb, curb ramp, or sidewalk provided. Pedestrian access route is along the vehicular lane and is not separated by a curb or other cane detectable warning.

- *Proposed Solution:*

When curb or sidewalk is installed along either street, provide accessible curb ramp.

CBC 2007 **1127B.5.1**
ADAAG **4.7.1**
PROWAG **R304.1**

Unit Cost **$0.00**

Priority
86

		LEFT	RIGHT
Width of Ramp / Pad	(in)	N/A	N/A
Slope of the Ramp / Pad	(%)	N/A	N/A
X Slope of the Ramp / Pad	(%)	N/A	N/A

Stop/Yield Control:	(y/n)	No
Crosswalks Served:		No X-walk
Tee Intersection:	(y/n)	No
Vertical Curb:		Vertical



W No Sidewalk, Curb Ramp Not Required

711 Pedestrian Access Route

- *As-Built Description:*

No curb, curb ramp, or sidewalk provided. Pedestrian access route is along the vehicular lane and is not separated by a curb or other cane detectable warning.

- *Proposed Solution:*

When curb or sidewalk is installed along either street, provide accessible curb ramp.

CBC 2007 **1127B.5.1**
ADAAG **4.7.1**
PROWAG **R304.1**

Unit Cost **$0.00**

Priority
90

		LEFT	RIGHT
Width of Ramp / Pad	(in)	N/A	N/A
Slope of the Ramp / Pad	(%)	N/A	N/A
X Slope of the Ramp / Pad	(%)	N/A	N/A

Stop/Yield Control:	(y/n)	No
Crosswalks Served:		1 X-walk
Tee Intersection:	(y/n)	No
Vertical Curb:		Vertical



Total Costs for Curb Ramps at : 9th St and Orange Ave **$9,500.00**

E No Sidewalk, Curb Ramp Not Required

267 Pedestrian Access Route

- *As-Built Description:*

No curb, curb ramp, or sidewalk provided. Pedestrian access route is along the vehicular lane and is not separated by a curb or other cane detectable warning.

- *Proposed Solution:*

When curb or sidewalk is installed along either street, provide accessible curb ramp.

CBC 2007 **1127B.5.1**
ADAAG **4.7.1**
PROWAG **R304.1**

Unit Cost **$0.00**

Priority
90

		LEFT	RIGHT
Width of Ramp / Pad	(in)	N/A	N/A
Slope of the Ramp / Pad	(%)	N/A	N/A
X Slope of the Ramp / Pad	(%)	N/A	N/A

Stop/Yield Control:	(y/n)	No
Crosswalks Served:		No X-walk
Tee Intersection:	(y/n)	No
Vertical Curb:		Vertical



N Curb Ramp Required

264 Access Route

- *As-Built Description:*

Curb ramp or blended transition not provided where a pedestrian access route crosses a curb.

- *Proposed Solution:*

Provide a parallel curb ramp, including detectable warning surfaces, and top and bottom landings as required.

CBC 2007 **1127B.5.1**
ADAAG **4.7.1**
PROWAG **R207.1**

Unit Cost **$7000.00**

Priority
90

		LEFT	RIGHT
Width of Ramp / Pad	(in)	N/A	N/A
Slope of the Ramp / Pad	(%)	N/A	N/A
X Slope of the Ramp / Pad	(%)	N/A	N/A

Stop/Yield Control:	(y/n)	Yes-Stop Sign
Crosswalks Served:		No X-walk
Tee Intersection:	(y/n)	No
Vertical Curb:		Vertical



S Curb Ramp Required

266 Access Route

- *As-Built Description:*

  Curb ramp or blended transition not provided where a pedestrian access route crosses a curb.

- *Proposed Solution:*

  Provide a parallel curb ramp, including detectable warning surfaces, and top and bottom landings as required.

CBC 2007 **1127B.5.1**
ADAAG **4.7.1**
PROWAG **R207.1**

Unit Cost **$7000.00**

Priority
80

		LEFT	RIGHT
Width of Ramp / Pad	(in)	N/A	N/A
Slope of the Ramp / Pad	(%)	N/A	N/A
X Slope of the Ramp / Pad	(%)	N/A	N/A

Stop/Yield Control:	(y/n)	Yes-Stop Sign
Crosswalks Served:		No X-walk
Tee Intersection:	(y/n)	No
Vertical Curb:		Vertical



W No Sidewalk, Curb Ramp Not Required

265 Pedestrian Access Route

- *As-Built Description:*

  No curb, curb ramp, or sidewalk provided. Pedestrian access route is along the vehicular lane and is not separated by a curb or other cane detectable warning.

- *Proposed Solution:*

  When curb or sidewalk is installed along either street, provide accessible curb ramp.

CBC 2007 **1127B.5.1**
ADAAG **4.7.1**
PROWAG **R304.1**

Unit Cost **$0.00**

Priority
90

		LEFT	RIGHT
Width of Ramp / Pad	(in)	N/A	N/A
Slope of the Ramp / Pad	(%)	N/A	N/A
X Slope of the Ramp / Pad	(%)	N/A	N/A

Stop/Yield Control:	(y/n)	No
Crosswalks Served:		No X-walk
Tee Intersection:	(y/n)	No
Vertical Curb:		N/A



Total Costs for Curb Ramps at : 9th St and Riverside Ave **$14,000.00**

E Perpendicular

685 Ramp Landing

CBC 2016 **11B-406.5.3**
CBC 2007 **1127B.5.4**
ADAAG **4.8.4; 4.8.6**
PROWAG **R304.2.2**

• *As-Built Description:*
Running slope at top landing of existing perpendicular curb ramp exceeds the 1:48 (2%) maximum.

• *As-is* 2.9%

• *Proposed Solution:*
Demolish existing and provide new, perpendicular curb ramp, including detectable warning surfaces, and top and bottom landings as required.

Unit Cost **$6500.00**

Priority
91





Width of Ramp / Pad	(in)	48.0
Length of Ramp / Pad	(in)	97.0
Slope of the Ramp / Pad	(%)	6.2
X Slope of the Ramp / Pad	(%)	0.6
Top Landing Length	(in)	48.0
Top Landing Slope	(%)	**2.9**
Top Landing X Slope	(%)	0.9
Left Flare	(%)	7.9
Right Flare	(%)	8.7
Gutter Slope	(%)	**6.5**
Gutter XSlope	(%)	1.7
Gutter Lip	(in)	**0.5**
Truncated Domes	(y/n)	YES
Dome Setback	(in)	6.0
Street Grade (Left / Right)	(%)	0.6 3.1
Stop/Yield Control:	(y/n)	Yes-Stop Sign
Crosswalks Served:		No X-walk
Tee Intersection:	(y/n)	No
Vertical Curb:		Vertical

N Perpendicular

684 Compliant Curb Ramp

• *As-Built Description:*
Curb ramp, blended transition, island cut-through, island perpendicular, or pedestrian pad surveyed for the following items are in compliance with the ADA and applicable building codes.

• *Proposed Solution:*
Provide routine inspection and maintenance to maintain accessible access route.

Unit Cost **$0.00**

Priority
80





Width of Ramp / Pad	(in)	50.0
Length of Ramp / Pad	(in)	96.0
Slope of the Ramp / Pad	(%)	6.2
X Slope of the Ramp / Pad	(%)	1.5
Top Landing Length	(in)	48.0
Top Landing Slope	(%)	1.7
Top Landing X Slope	(%)	0.4
Left Flare	(%)	8.6
Right Flare	(%)	7.8
Gutter Slope	(%)	4.2
Gutter XSlope	(%)	0.2
Gutter Lip	(in)	0.0
Truncated Domes	(y/n)	YES
Dome Setback	(in)	6.0
Street Grade (Left / Right)	(%)	1.5 0.5
Stop/Yield Control:	(y/n)	No
Crosswalks Served:		No X-walk
Tee Intersection:	(y/n)	No
Vertical Curb:		Vertical

S Perpendicular

686 Ramp Slope

- *As-Built Description:*

Running slope of existing perpendicular curb ramp is less than 5% or greater than 8.3%.

- *As-is* 0.5"
- *Proposed Solution:*

Demolish existing and provide new, perpendicular curb ramp, including detectable warning surfaces, and top and bottom landings as required.

CBC 2016 **11B-406.2.1**
CBC 2007 **1127B.5.3**
ADAAG **4.7.2; 4.8.2**
ADA-2010 **405.2**
PROWAG **R304.2.2**

Unit Cost **$6500.00**

Priority
81





Width of Ramp / Pad	(in)	50.0
Length of Ramp / Pad	(in)	142.0
Slope of the Ramp / Pad	(%)	6.1
X Slope of the Ramp / Pad	(%)	1.0
Top Landing Length	(in)	48.0
Top Landing Slope	(%)	1.4
Top Landing X Slope	(%)	2.0
Left Flare	(%)	5.1
Right Flare	(%)	6.3
Gutter Slope	(%)	4.3
Gutter XSlope	(%)	0.8
Gutter Lip	(in)	**0.5**
Truncated Domes	(y/n)	YES
Dome Setback	(in)	8.0
Street Grade (Left / Right)	(%)	1.5 2.2
Stop/Yield Control:	(y/n)	No
Crosswalks Served:		No X-walk
Tee Intersection:	(y/n)	No
Vertical Curb:		Vertical

W Parallel

683 Ramp Transition

- *As-Built Description:*

Flush transition from ramp to gutter not provided.

- *As-is* 0.5"
- *Proposed Solution:*

Modify elements (ramp, gutter, landing, route) as required to provide flush transition from ramp to gutter.

CBC 2016 **11B-406.5.8**
CBC 2007 **1127B.5.3**
ADAAG **4.7.2**
PROWAG **R304.5.2**

Unit Cost **$2500.00**

Priority
81.5





		LEFT	RIGHT
Width of Ramp / Pad	(in)	65.0	68.0
Length of Ramp / Pad	(in)	105.0	102.0
Slope of the Ramp / Pad	(%)	6.3	6.9
X Slope of the Ramp / Pad	(%)	1.2	1.6
Top Landing Length	(in)	48.0	48.0
Top Landing Slope	(%)	0.5	0.1
Top Landing X Slope	(%)	1.2	1.4
Bottom Landing Length	(in)	60.0	
Bottom Landing Slope	(%)	1.5	
Bottom Landing X Slope	(%)	0.6	
Gutter Slope	(%)	4.2	
Gutter XSlope	(%)	0.2	
Gutter Lip	(in)	**0.5**	
Truncated Domes	(y/n)	YES	
Dome Setback	(in)	**6.0**	
Street Grade (Left / Right)	(%)	0.6	1.4
Stop/Yield Control:	(y/n)	Yes-Stop Sign	
Crosswalks Served:		No X-walk	
Tee Intersection:	(y/n)	No	
Vertical Curb:		Vertical	

Total Costs for Curb Ramps at : 9th St and Robertson Blvd **$15,500.00**

E Perpendicular

254 Gutter

- *As-Built Description:*

The slope of the gutter area or street at the foot of a curb ramp, blended transition, pedestrian pad, or island cut through exceeds 1:20 (5%) in the direction of the pedestrian crossing.

- *As-is* 8.7%
- *Proposed Solution:*

Demolish gutter or street area as required and provide 48" x 48" area at foot of curb ramp, blended transition, pedestrian pad, or island cut through with slope no greater than 5%.

CBC 2016 **11B-406.5.8**
CBC 2007 **1127B.5.3**
ADAAG **4.7.2**
ADA-2010 **406.2**
PROWAG **R304.5.4**

Unit Cost **$3000.00**

Priority
60.5





Width of Ramp / Pad	(in)	48.0
Length of Ramp / Pad	(in)	82.0
Slope of the Ramp / Pad	(%)	7.8
X Slope of the Ramp / Pad	(%)	0.4
Top Landing Length	(in)	48.0
Top Landing Slope	(%)	1.5
Top Landing X Slope	(%)	0.3
Left Flare	(%)	8.6
Right Flare	(%)	5.7
Gutter Slope	(%)	**8.7**
Gutter XSlope	(%)	0.4
Gutter Lip	(in)	**0.5**
Truncated Domes	(y/n)	YES
Dome Setback	(in)	6.0
Street Grade (Left / Right)	(%)	0.1 1.1
Stop/Yield Control:	(y/n)	No
Crosswalks Served:		No X-walk
Tee Intersection:	(y/n)	No
Vertical Curb:		Vertical

N Perpendicular

253 Compliant Curb Ramp

- *As-Built Description:*

Curb ramp, blended transition, island cut-through, island perpendicular, or pedestrian pad surveyed for the following items are in compliance with the ADA and applicable building codes.

- *Proposed Solution:*

Provide routine inspection and maintenance to maintain accessible access route.

Unit Cost **$0.00**

Priority
52





Width of Ramp / Pad	(in)	48.0
Length of Ramp / Pad	(in)	75.0
Slope of the Ramp / Pad	(%)	6.8
X Slope of the Ramp / Pad	(%)	1.7
Top Landing Length	(in)	48.0
Top Landing Slope	(%)	1.0
Top Landing X Slope	(%)	1.1
Left Flare	(%)	8.5
Right Flare	(%)	8.3
Gutter Slope	(%)	1.0
Gutter XSlope	(%)	0.5
Gutter Lip	(in)	0.0
Truncated Domes	(y/n)	YES
Dome Setback	(in)	6.0
Street Grade (Left / Right)	(%)	1.9 0.4
Stop/Yield Control:	(y/n)	No
Crosswalks Served:		No X-walk
Tee Intersection:	(y/n)	No
Vertical Curb:		Vertical

S No Sidewalk, Curb Ramp Not Required

255 Pedestrian Access Route

CBC 2007 **1127B.5.1**
ADAAG **4.7.1**
PROWAG **R304.1**

• *As-Built Description:*

No curb, curb ramp, or sidewalk provided. Pedestrian access route is along the vehicular lane and is not separated by a curb or other cane detectable warning.

• *Proposed Solution:*

When curb or sidewalk is installed along either street, provide accessible curb ramp.

Unit Cost **$0.00**

Priority
52

		LEFT	RIGHT
Width of Ramp / Pad	(in)	N/A	N/A
Slope of the Ramp / Pad	(%)	N/A	N/A
X Slope of the Ramp / Pad	(%)	N/A	N/A

Stop/Yield Control:	(y/n)	No
Crosswalks Served:		No X-walk
Tee Intersection:	(y/n)	No
Vertical Curb:		Vertical



W Perpendicular

252 Compliant Curb Ramp

• *As-Built Description:*

Curb ramp, blended transition, island cut-through, island perpendicular, or pedestrian pad surveyed for the following items are in compliance with the ADA and applicable building codes.

• *Proposed Solution:*

Provide routine inspection and maintenance to maintain accessible access route.

Unit Cost **$0.00**

Priority
52

Width of Ramp / Pad	(in)	48.0
Length of Ramp / Pad	(in)	77.0
Slope of the Ramp / Pad	(%)	6.2
X Slope of the Ramp / Pad	(%)	0.6
Top Landing Length	(in)	48.0
Top Landing Slope	(%)	0.7
Top Landing X Slope	(%)	0.2

Left Flare	(%)	N/A	
Right Flare	(%)	7.4	
Gutter Slope	(%)	2.4	
Gutter XSlope	(%)	0.1	
Gutter Lip	(in)	0.0	
Truncated Domes	(y/n)	YES	
Dome Setback	(in)	6.0	
Street Grade (Left / Right)	(%)	2.4	2.1
Stop/Yield Control:	(y/n)	No	
Crosswalks Served:		No X-walk	
Tee Intersection:	(y/n)	No	
Vertical Curb:		Vertical	





Total Costs for Curb Ramps at : 9th St and Sonoma Ave **$3,000.00**

E Curb Ramp Required

697 Access Route

- *As-Built Description:*
  Curb ramp or blended transition not provided where a pedestrian access route crosses a curb.
- *Proposed Solution:*
  Provide a parallel curb ramp, including detectable warning surfaces, and top and bottom landings as required.

CBC 2007 **1127B.5.1**
ADAAG **4.7.1**
PROWAG **R207.1**

Unit Cost **$7000.00**

Priority
80

		LEFT	RIGHT
Width of Ramp / Pad	(in)	N/A	N/A
Slope of the Ramp / Pad	(%)	N/A	N/A
X Slope of the Ramp / Pad	(%)	N/A	N/A

Stop/Yield Control:	(y/n)	Yes-Stop Sign
Crosswalks Served:		No X-walk
Tee Intersection:	(y/n)	No
Vertical Curb:		Vertical



N Curb Ramp Required

695 Access Route

- *As-Built Description:*
  Curb ramp or blended transition not provided where a pedestrian access route crosses a curb.
- *Proposed Solution:*
  Provide a parallel curb ramp, including detectable warning surfaces, and top and bottom landings as required.

CBC 2007 **1127B.5.1**
ADAAG **4.7.1**
PROWAG **R207.1**

Unit Cost **$7000.00**

Priority
80

		LEFT	RIGHT
Width of Ramp / Pad	(in)	N/A	N/A
Slope of the Ramp / Pad	(%)	N/A	N/A
X Slope of the Ramp / Pad	(%)	N/A	N/A

Stop/Yield Control:	(y/n)	No
Crosswalks Served:		No X-walk
Tee Intersection:	(y/n)	No
Vertical Curb:		Vertical



S Perpendicular

698 Ramp Landing

- *As-Built Description:*

Running slope at top landing of existing perpendicular curb ramp exceeds the 1:48 (2%) maximum.

- *As-is* 4.3%
- *Proposed Solution:*

Demolish existing and provide new, perpendicular curb ramp, including detectable warning surfaces, and top and bottom landings as required.

CBC 2016 **11B-406.5.3**
CBC 2007 **1127B.5.4**
ADAAG **4.8.4; 4.8.6**
PROWAG **R304.2.2**

Unit Cost **$6500.00**

Priority

104

Width of Ramp / Pad	(in)	50.5
Length of Ramp / Pad	(in)	92.0
Slope of the Ramp / Pad	(%)	6.5
X Slope of the Ramp / Pad	(%)	1.0
Top Landing Length	(in)	48.0
Top Landing Slope	(%)	**4.3**
Top Landing X Slope	(%)	0.1
Left Flare	(%)	8.0
Right Flare	(%)	**10.7**
Gutter Slope	(%)	**14.3**
Gutter XSlope	(%)	0.4
Gutter Lip	(in)	**0.5**
Truncated Domes	(y/n)	**NO**
Street Grade (Left / Right)	(%)	1.4 0.4
Stop/Yield Control:	(y/n)	No
Crosswalks Served:		No X-walk
Tee Intersection:	(y/n)	No
Vertical Curb:		Vertical





W Curb Ramp Required

696 Access Route

- *As-Built Description:*

Curb ramp or blended transition not provided where a pedestrian access route crosses a curb.

- *Proposed Solution:*

Provide a parallel curb ramp, including detectable warning surfaces, and top and bottom landings as required.

CBC 2007 **1127B.5.1**
ADAAG **4.7.1**
PROWAG **R207.1**

Unit Cost **$7000.00**

Priority

80

		LEFT	RIGHT
Width of Ramp / Pad	(in)	N/A	N/A
Slope of the Ramp / Pad	(%)	N/A	N/A
X Slope of the Ramp / Pad	(%)	N/A	N/A
Stop/Yield Control:	(y/n)	Yes-Stop Sign	
Crosswalks Served:		No X-walk	
Tee Intersection:	(y/n)	No	
Vertical Curb:		Vertical	



Total Costs for Curb Ramps at : 9th St and Trinity Ave **$27,500.00**

N Perpendicular

248 Ramp Transition

- *As-Built Description:*
  Flush transition from ramp to gutter not provided.
- *As-is* 0.25"
- *Proposed Solution:*
  Modify elements (ramp, gutter, landing, route) as required to provide flush transition from ramp to gutter.

CBC 2016 **11B-406.5.8**
CBC 2007 **1127B.5.3**
ADAAG **4.7.2**
PROWAG **R304.5.2**

Unit Cost **$2500.00**

Priority
57





Width of Ramp / Pad	(in)	55.0
Length of Ramp / Pad	(in)	87.0
Slope of the Ramp / Pad	(%)	7.6
X Slope of the Ramp / Pad	(%)	0.8
Top Landing Length	(in)	48.0
Top Landing Slope	(%)	1.8
Top Landing X Slope	(%)	0.4
Left Flare	(%)	9.3
Right Flare	(%)	10.0
Gutter Slope	(%)	2.9
Gutter XSlope	(%)	0.3
Gutter Lip	(in)	**0.25**
Truncated Domes	(y/n)	**NO**
Street Grade (Left / Right)	(%)	0.5 1.0
Stop/Yield Control:	(y/n)	No
Crosswalks Served:		No X-walk
Tee Intersection:	(y/n)	No
Vertical Curb:		Vertical

W Parallel

249 Ramp Landing

- *As-Built Description:*
  Cross slope at top landing of existing parallel curb ramp exceeds 2%.
- *As-is* Left: 3.5%
- *Proposed Solution:*
  Demolish existing and provide new top landing sloped at 2% max. Curb ramp to remain.

CBC 2016 **11B-406.5.3**
CBC 2007 **1127B.5.4**
ADAAG **4.8.4; 4.8.6**
PROWAG **R304.5.3**

Unit Cost **$3500.00**

Priority
61





		LEFT	RIGHT
Width of Ramp / Pad	(in)	53.0	52.5
Length of Ramp / Pad	(in)	112.0	106.0
Slope of the Ramp / Pad	(%)	1.8	7.1
X Slope of the Ramp / Pad	(%)	0.5	1.6
Top Landing Length	(in)	48.0	48.0
Top Landing Slope	(%)	0.5	0.1
Top Landing X Slope	(%)	**3.5**	1.4
Bottom Landing Length	(in)	48.0	
Bottom Landing Slope	(%)	1.4	
Bottom Landing X Slope	(%)	0.0	
Gutter Slope	(%)	**6.7**	
Gutter XSlope	(%)	0.5	
Gutter Lip	(in)	**0.5**	
Truncated Domes	(y/n)	YES	
Dome Setback	(in)	**6.0**	
Street Grade (Left / Right)	(%)	0.0	1.5
Stop/Yield Control:	(y/n)	Yes-Stop Sign	
Crosswalks Served:		No X-walk	
Tee Intersection:	(y/n)	No	
Vertical Curb:		Vertical	

Total Costs for Curb Ramps at : 9th St and Ventura Ave **$6,000.00**

Total Costs for Curb Ramps along : 9th St **$140,500.00**

Year Completed	Intersection ID	Survey Street	Cross Street
TBD	418	Acacia Ct	

NW Perpendicular

767 Ramp Landing

- *As-Built Description:*
  Running slope at top landing of existing perpendicular curb ramp exceeds the 1:48 (2%) maximum.
- *As-is* 3.3%
- *Proposed Solution:*
  Demolish existing and provide new, perpendicular curb ramp, including detectable warning surfaces, and top and bottom landings as required.

CBC 2016 **11B-406.5.3**
CBC 2007 **1127B.5.4**
ADAAG **4.8.4; 4.8.6**
PROWAG **R304.2.2**

Unit Cost **$6500.00**

Priority
54





Width of Ramp / Pad	(in)	51.0
Length of Ramp / Pad	(in)	59.0
Slope of the Ramp / Pad	(%)	6.0
X Slope of the Ramp / Pad	(%)	0.4
Top Landing Length	(in)	69.0
Top Landing Slope	(%)	**3.3**
Top Landing X Slope	(%)	1.4
Left Flare	(%)	7.5
Right Flare	(%)	6.1
Gutter Slope	(%)	**11.6**
Gutter XSlope	(%)	0.0
Gutter Lip	(in)	**0.5**
Truncated Domes	(y/n)	**NO**
Street Grade (Left / Right)	(%)	0.7 1.6
Stop/Yield Control:	(y/n)	No
Crosswalks Served:		No X-walk
Tee Intersection:	(y/n)	No
Vertical Curb:		Vertical

Total Costs for Curb Ramps at : Acacia Ct and **$6,500.00**

NE Perpendicular

778 Gutter

- *As-Built Description:*
  The cross slope of the gutter area or street at the foot of a curb ramp, blended transition, pedestrian pad, or island cut through exceeds 2%.
- *As-is* 2.5%
- *Proposed Solution:*
  Demolish gutter or street area as required and provide 48" x 48" area at foot of curb ramp, blended transition, pedestrian pad, or island cut through with a cross slope no greater than 2%.

CBC 2016 **11B-406.5.8**
CBC 2007 **1127B.5**
ADAAG **4.8.6**
PROWAG **R304.5.3**

Unit Cost **$3000.00**

Priority
36.5





Width of Ramp / Pad	(in)	50.0
Length of Ramp / Pad	(in)	84.0
Slope of the Ramp / Pad	(%)	8.1
X Slope of the Ramp / Pad	(%)	1.6
Top Landing Length	(in)	49.0
Top Landing Slope	(%)	0.9
Top Landing X Slope	(%)	0.9
Left Flare	(%)	7.1
Right Flare	(%)	8.5
Gutter Slope	(%)	0.4
Gutter XSlope	(%)	**2.5**
Gutter Lip	(in)	0.0
Truncated Domes	(y/n)	**Not Contrasting**
Dome Setback	(in)	6.0
Street Grade (Left / Right)	(%)	0.8 0.6
Stop/Yield Control:	(y/n)	No
Crosswalks Served:		No X-walk
Tee Intersection:	(y/n)	Yes
Vertical Curb:		Vertical

NW Curb Ramp Required

777 Access Route

- *As-Built Description:*

  Curb ramp or blended transition not provided where a pedestrian access route crosses a curb.

- *Proposed Solution:*

  Provide a parallel curb ramp, including detectable warning surfaces, and top and bottom landings as required.

CBC 2007 **1127B.5.1**
ADAAG **4.7.1**
PROWAG **R207.1**

Unit Cost **$7000.00**

Priority
34

		LEFT	RIGHT
Width of Ramp / Pad	(in)	N/A	N/A
Slope of the Ramp / Pad	(%)	N/A	N/A
X Slope of the Ramp / Pad	(%)	N/A	N/A
Stop/Yield Control:	(y/n)	No	
Crosswalks Served:		No X-walk	
Tee Intersection:	(y/n)	Yes	
Vertical Curb:		Vertical	



NW Perpendicular

780 Gutter

- *As-Built Description:*

  The slope of the gutter area or street at the foot of a curb ramp, blended transition, pedestrian pad, or island cut through exceeds 1:20 (5%) in the direction of the pedestrian crossing.

- *As-is* 6.6%
- *Proposed Solution:*

  Demolish gutter or street area as required and provide 48" x 48" area at foot of curb ramp, blended transition, pedestrian pad, or island cut through with slope no greater than 5%.

CBC 2016 **11B-406.5.8**
CBC 2007 **1127B.5.3**
ADAAG **4.7.2**
ADA-2010 **406.2**
PROWAG **R304.5.4**

Unit Cost **$3000.00**

Priority
41.5

Width of Ramp / Pad	(in)	48.0	
Length of Ramp / Pad	(in)	83.0	
Slope of the Ramp / Pad	(%)	7.4	
X Slope of the Ramp / Pad	(%)	0.5	
Top Landing Length	(in)	48.0	
Top Landing Slope	(%)	1.0	
Top Landing X Slope	(%)	1.2	
Left Flare	(%)	9.4	
Right Flare	(%)	6.7	
Gutter Slope	(%)	**6.6**	
Gutter XSlope	(%)	1.2	
Gutter Lip	(in)	0.0	
Truncated Domes	(y/n)	**Not Contrasting**	
Dome Setback	(in)	6.0	
Street Grade (Left / Right)	(%)	1.1	0.6
Stop/Yield Control:	(y/n)	No	
Crosswalks Served:		No X-walk	
Tee Intersection:	(y/n)	Yes	
Vertical Curb:		Vertical	





SE Perpendicular

779 Ramp Landing

- *As-Built Description:*

Top landing at existing perpendicular curb ramp or blended transition is less than 48" x 48" (60" length x ramp width preferred).

- *As-is* 40.0"
- *Proposed Solution:*

Demolish existing and provide new, parallel curb ramp, including detectable warning surfaces, and top and bottom landings as required.

CBC 2016 **11B-406.5.3**
CBC 2007 **1127B.5.4**
ADAAG **4.8.4**
ADA-2010 **405.7**
PROWAG **R304.2.1**

Unit Cost **$7000.00**

Priority
42.5





Width of Ramp / Pad	(in)	51.0
Length of Ramp / Pad	(in)	88.0
Slope of the Ramp / Pad	(%)	6.6
X Slope of the Ramp / Pad	(%)	0.1
Top Landing Length	(in)	**40.0**
Top Landing Slope	(%)	1.5
Top Landing X Slope	(%)	0.8
Left Flare	(%)	6.1
Right Flare	(%)	4.7
Gutter Slope	(%)	0.4
Gutter XSlope	(%)	0.4
Gutter Lip	(in)	**1.5**
Truncated Domes	(y/n)	**Not Contrasting**
Dome Setback	(in)	6.0
Street Grade (Left / Right)	(%)	0.4 0.6
Stop/Yield Control:	(y/n)	No
Crosswalks Served:		No X-walk
Tee Intersection:	(y/n)	Yes
Vertical Curb:		Vertical

SE Curb Ramp Required

782 Access Route

- *As-Built Description:*

Curb ramp or blended transition not provided where a pedestrian access route crosses a curb.

- *Proposed Solution:*

Provide a parallel curb ramp, including detectable warning surfaces, and top and bottom landings as required.

CBC 2007 **1127B.5.1**
ADAAG **4.7.1**
PROWAG **R207.1**

Unit Cost **$7000.00**

Priority
34



		LEFT	RIGHT
Width of Ramp / Pad	(in)	N/A	N/A
Slope of the Ramp / Pad	(%)	N/A	N/A
X Slope of the Ramp / Pad	(%)	N/A	N/A
Stop/Yield Control:	(y/n)	No	
Crosswalks Served:		No X-walk	
Tee Intersection:	(y/n)	Yes	
Vertical Curb:		Vertical	

SW Perpendicular

781 Ramp Landing

- *As-Built Description:*
  Running slope at top landing of existing perpendicular curb ramp exceeds the 1:48 (2%) maximum.
- *As-is* 3.3%
- *Proposed Solution:*
  Demolish existing and provide new, perpendicular curb ramp, including detectable warning surfaces, and top and bottom landings as required.

CBC 2016 **11B-406.5.3**
CBC 2007 **1127B.5.4**
ADAAG **4.8.4; 4.8.6**
PROWAG **R304.2.2**

Unit Cost **$6500.00**

Priority
37

Width of Ramp / Pad	(in)	50.0
Length of Ramp / Pad	(in)	86.0
Slope of the Ramp / Pad	(%)	7.6
X Slope of the Ramp / Pad	(%)	1.6
Top Landing Length	(in)	48.0
Top Landing Slope	(%)	**3.3**
Top Landing X Slope	(%)	1.1
Left Flare	(%)	6.0
Right Flare	(%)	5.9
Gutter Slope	(%)	**10.6**
Gutter XSlope	(%)	2.0
Gutter Lip	(in)	0.0
Truncated Domes	(y/n)	**NO**
Street Grade (Left / Right)	(%)	0.5 1.3
Stop/Yield Control:	(y/n)	Yes-Stop Sign
Crosswalks Served:		No X-walk
Tee Intersection:	(y/n)	Yes
Vertical Curb:		Vertical





Total Costs for Curb Ramps at : Acacia Ct *and* Kites Way $33,500.00

NE Curb Ramp Required

770 Access Route

- *As-Built Description:*
  Curb ramp or blended transition not provided where a pedestrian access route crosses a curb.
- *Proposed Solution:*
  Provide a parallel curb ramp, including detectable warning surfaces, and top and bottom landings as required.

CBC 2007 **1127B.5.1**
ADAAG **4.7.1**
PROWAG **R207.1**

Unit Cost **$7000.00**

Priority
34

		LEFT	RIGHT
Width of Ramp / Pad	(in)	N/A	N/A
Slope of the Ramp / Pad	(%)	N/A	N/A
X Slope of the Ramp / Pad	(%)	N/A	N/A
Stop/Yield Control:	(y/n)	No	
Crosswalks Served:		No X-walk	
Tee Intersection:	(y/n)	Yes	
Vertical Curb:		Vertical	



NW Perpendicular

769 Ramp Landing

- *As-Built Description:*

Running slope at top landing of existing perpendicular curb ramp exceeds the 1:48 (2%) maximum.

- *As-is* 3.5%
- *Proposed Solution:*

Demolish existing and provide new, perpendicular curb ramp, including detectable warning surfaces, and top and bottom landings as required.

CBC 2016 **11B-406.5.3**
CBC 2007 **1127B.5.4**
ADAAG **4.8.4; 4.8.6**
PROWAG **R304.2.2**

Unit Cost **$6500.00**

Priority

46





Width of Ramp / Pad	(in)	59.0
Length of Ramp / Pad	(in)	60.0
Slope of the Ramp / Pad	(%)	5.9
X Slope of the Ramp / Pad	(%)	1.5
Top Landing Length	(in)	60.0
Top Landing Slope	(%)	**3.5**
Top Landing X Slope	(%)	0.1
Left Flare	(%)	7.9
Right Flare	(%)	8.8
Gutter Slope	(%)	1.0
Gutter XSlope	(%)	0.0
Gutter Lip	(in)	**1.0**
Truncated Domes	(y/n)	**NO**
Street Grade (Left / Right)	(%)	0.6 0.3
Stop/Yield Control:	(y/n)	No
Crosswalks Served:		No X-walk
Tee Intersection:	(y/n)	Yes
Vertical Curb:		Vertical

SW Perpendicular

768 Detectable Warnings

- *As-Built Description:*

Detectable warning surface not provided where a curb ramp, landing, blended transition, pedestrian pad, or island cut through connects to a street.

- *Proposed Solution:*

Install a truncated dome surface that extends the full width and depth (36" min.) of the curb ramp, landing, blended transition, pedestrian pad, or island cut through excluding the flared sides, inside the grooved border.

CBC 2016 **11B-705.1.2.2**
CBC 2007 **1127B.5.7**
ADAAG **4.7.7**
ADA-2010 **705.1**
PROWAG **R305.1**

Unit Cost **$2500.00**

Priority

41





Width of Ramp / Pad	(in)	60.0
Length of Ramp / Pad	(in)	60.0
Slope of the Ramp / Pad	(%)	5.6
X Slope of the Ramp / Pad	(%)	1.1
Top Landing Length	(in)	72.0
Top Landing Slope	(%)	1.2
Top Landing X Slope	(%)	1.2
Left Flare	(%)	5.5
Right Flare	(%)	5.3
Gutter Slope	(%)	1.0
Gutter XSlope	(%)	1.9
Gutter Lip	(in)	**1.0**
Truncated Domes	(y/n)	**NO**
Street Grade (Left / Right)	(%)	0.4 1.4
Stop/Yield Control:	(y/n)	Yes-Stop Sign
Crosswalks Served:		No X-walk
Tee Intersection:	(y/n)	Yes
Vertical Curb:		Vertical

Total Costs for Curb Ramps at : Acacia Ct and Thomas Chidlaw Dr **$16,000.00**

Total Costs for Curb Ramps along : Acacia Ct **$56,000.00**

Year Completed	Intersection ID	Survey Street	Cross Street
TBD	165	Adams Dr	Robertson Blvd

Orientation & ID #	Ramp Type	Existing Access Barrier and Proposed Solution	Codes / Mitigation Info	Measurements

E — No Sidewalk, Curb Ramp Not Required

625 Pedestrian Access Route

- *As-Built Description:*
  No curb, curb ramp, or sidewalk provided. Pedestrian access route is along the vehicular lane and is not separated by a curb or other cane detectable warning.
- *Proposed Solution:*
  When curb or sidewalk is installed along either street, provide accessible curb ramp.

CBC 2007 **1127B.5.1**
ADAAG **4.7.1**
PROWAG **R304.1**

Unit Cost **$0.00**

Priority
40

		LEFT	RIGHT
Width of Ramp / Pad	(in)	N/A	N/A
Slope of the Ramp / Pad	(%)	N/A	N/A
X Slope of the Ramp / Pad	(%)	N/A	N/A

Stop/Yield Control:	(y/n)	Yes-Stop Sign
Crosswalks Served:		No X-walk
Tee Intersection:	(y/n)	No
Vertical Curb:		N/A



N — Perpendicular

627 Ramp Landing

- *As-Built Description:*
  Top landing at existing perpendicular curb ramp or blended transition is less than 48" x 48" (60" length x ramp width preferred).
- *As-is* 29.0"
- *Proposed Solution:*
  Demolish existing and provide new, parallel curb ramp, including detectable warning surfaces, and top and bottom landings as required.

CBC 2016 **11B-406.5.3**
CBC 2007 **1127B.5.4**
ADAAG **4.8.4**
ADA-2010 **405.7**
PROWAG **R304.2.1**

Unit Cost **$7000.00**

Priority
75

Width of Ramp / Pad	(in)	48.0
Length of Ramp / Pad	(in)	65.0
Slope of the Ramp / Pad	(%)	**9.9**
X Slope of the Ramp / Pad	(%)	0.2
Top Landing Length	(in)	**29.0**
Top Landing Slope	(%)	**2.3**
Top Landing X Slope	(%)	1.4

Left Flare	(%)	9.0
Right Flare	(%)	5.8
Gutter Slope	(%)	**7.6**
Gutter XSlope	(%)	0.0
Gutter Lip	(in)	**0.5**
Truncated Domes	(y/n)	**NO**

Street Grade (Left / Right)	(%)	0.5	0.7
Stop/Yield Control:	(y/n)	No	
Crosswalks Served:		No X-walk	
Tee Intersection:	(y/n)	No	
Vertical Curb:		Vertical	





S No Sidewalk, Curb Ramp Not Required

626 Pedestrian Access Route

- *As-Built Description:*

No curb, curb ramp, or sidewalk provided. Pedestrian access route is along the vehicular lane and is not separated by a curb or other cane detectable warning.

- *Proposed Solution:*

When curb or sidewalk is installed along either street, provide accessible curb ramp.

CBC 2007 **1127B.5.1**
ADAAG **4.7.1**
PROWAG **R304.1**

Unit Cost **$0.00**

Priority
40

		LEFT	RIGHT
Width of Ramp / Pad	(in)	N/A	N/A
Slope of the Ramp / Pad	(%)	N/A	N/A
X Slope of the Ramp / Pad	(%)	N/A	N/A
Stop/Yield Control:	(y/n)	No	
Crosswalks Served:		No X-walk	
Tee Intersection:	(y/n)	No	
Vertical Curb:		N/A	



W Perpendicular

628 Ramp Landing

- *As-Built Description:*

Top landing at existing perpendicular curb ramp or blended transition is less than 48" x 48" (60" length x ramp width preferred).

- *As-is* 29.0"
- *Proposed Solution:*

Demolish existing and provide new, parallel curb ramp, including detectable warning surfaces, and top and bottom landings as required.

CBC 2016 **11B-406.5.3**
CBC 2007 **1127B.5.4**
ADAAG **4.8.4**
ADA-2010 **405.7**
PROWAG **R304.2.1**

Unit Cost **$7000.00**

Priority
77.5

Width of Ramp / Pad	(in)	48.0	
Length of Ramp / Pad	(in)	71.0	
Slope of the Ramp / Pad	(%)	**10.7**	
X Slope of the Ramp / Pad	(%)	**2.7**	
Top Landing Length	(in)	**29.0**	
Top Landing Slope	(%)	1.6	
Top Landing X Slope	(%)	0.1	
Left Flare	(%)	7.9	
Right Flare	(%)	8.9	
Gutter Slope	(%)	**11.4**	
Gutter XSlope	(%)	0.6	
Gutter Lip	(in)	**0.5**	
Truncated Domes	(y/n)	**NO**	
Street Grade (Left / Right)	(%)	0.0	1.8
Stop/Yield Control:	(y/n)	Yes-Stop Sign	
Crosswalks Served:		No X-walk	
Tee Intersection:	(y/n)	No	
Vertical Curb:		Vertical	





Total Costs for Curb Ramps at : **Adams Dr** ***and*** **Robertson Blvd** **$14,000.00**

N Perpendicular

621 Ramp Landing

- *As-Built Description:*

Top landing at existing perpendicular curb ramp or blended transition is less than 48" x 48" (60" length x ramp width preferred).

- *As-is* 0.0"
- *Proposed Solution:*

Demolish existing and provide new, parallel curb ramp, including detectable warning surfaces, and top and bottom landings as required.

CBC 2016 **11B-406.5.3**
CBC 2007 **1127B.5.4**
ADAAG **4.8.4**
ADA-2010 **405.7**
PROWAG **R304.2.1**

Unit Cost **$7000.00**

Priority

54

Width of Ramp / Pad	(in)	50.0
Length of Ramp / Pad	(in)	103.5
Slope of the Ramp / Pad	(%)	6.6
X Slope of the Ramp / Pad	(%)	**7.6**
Top Landing Length	(in)	**0.0**
Top Landing Slope	(%)	N/A
Top Landing X Slope	(%)	N/A
Left Flare	(%)	7.1
Right Flare	(%)	8.5
Gutter Slope	(%)	3.6
Gutter XSlope	(%)	1.4
Gutter Lip	(in)	**0.5**
Truncated Domes	(y/n)	**NO**
Street Grade (Left / Right)	(%)	1.3 0.2
Stop/Yield Control:	(y/n)	No
Crosswalks Served:		No X-walk
Tee Intersection:	(y/n)	Yes
Vertical Curb:		Vertical





SE Curb Ramp Required

620 Access Route

- *As-Built Description:*

Curb ramp or blended transition not provided where a pedestrian access route crosses a curb.

- *Proposed Solution:*

Provide a parallel curb ramp, including detectable warning surfaces, and top and bottom landings as required.

CBC 2007 **1127B.5.1**
ADAAG **4.7.1**
PROWAG **R207.1**

Unit Cost **$7000.00**

Priority

30

		LEFT	RIGHT
Width of Ramp / Pad	(in)	N/A	N/A
Slope of the Ramp / Pad	(%)	N/A	N/A
X Slope of the Ramp / Pad	(%)	N/A	N/A
Stop/Yield Control:	(y/n)	No	
Crosswalks Served:		No X-walk	
Tee Intersection:	(y/n)	Yes	
Vertical Curb:		Vertical	



W Perpendicular

622 Ramp Landing

- *As-Built Description:*

Top landing at existing perpendicular curb ramp or blended transition is less than 48" x 48" (60" length x ramp width preferred).

- *As-is* 0.0"
- *Proposed Solution:*

Demolish existing and provide new, parallel curb ramp, including detectable warning surfaces, and top and bottom landings as required.

CBC 2016 **11B-406.5.3**
CBC 2007 **1127B.5.4**
ADAAG **4.8.4**
ADA-2010 **405.7**
PROWAG **R304.2.1**

Unit Cost **$7000.00**

Priority

51.5

Width of Ramp / Pad	(in)	48.0
Length of Ramp / Pad	(in)	95.0
Slope of the Ramp / Pad	(%)	6.2
X Slope of the Ramp / Pad	(%)	1.1
Top Landing Length	(in)	**0.0**
Top Landing Slope	(%)	N/A
Top Landing X Slope	(%)	N/A
Left Flare	(%)	9.0
Right Flare	(%)	8.0
Gutter Slope	(%)	**8.1**
Gutter XSlope	(%)	1.0
Gutter Lip	(in)	**0.5**
Truncated Domes	(y/n)	**NO**
Street Grade (Left / Right)	(%)	0.5 1.0
Stop/Yield Control:	(y/n)	No
Crosswalks Served:		No X-walk
Tee Intersection:	(y/n)	Yes
Vertical Curb:		Vertical





Total Costs for Curb Ramps at : Adams Dr and Vernal Dr **$21,000.00**

Total Costs for Curb Ramps along : Adams Dr **$35,000.00**

Year Completed	Intersection ID	Survey Street	Cross Street
TBD	353	Alameda Ave	Front St

Orientation & ID #	Ramp Type	Existing Access Barrier and Proposed Solution	Codes / Mitigation Info	Measurements

N — No Sidewalk, Curb Ramp Not Required

377 Pedestrian Access Route

- *As-Built Description:*
  No curb, curb ramp, or sidewalk provided. Pedestrian access route is along the vehicular lane and is not separated by a curb or other cane detectable warning.
- *Proposed Solution:*
  When curb or sidewalk is installed along either street, provide accessible curb ramp.

CBC 2007 **1127B.5.1**
ADAAG **4.7.1**
PROWAG **R304.1**

Unit Cost **$0.00**

Priority
50

		LEFT	RIGHT
Width of Ramp / Pad	(in)	N/A	N/A
Slope of the Ramp / Pad	(%)	N/A	N/A
X Slope of the Ramp / Pad	(%)	N/A	N/A

Stop/Yield Control:	(y/n)	No
Crosswalks Served:		No X-walk
Tee Intersection:	(y/n)	Yes
Vertical Curb:		Vertical



S — No Sidewalk, Curb Ramp Not Required

376 Pedestrian Access Route

- *As-Built Description:*
  No curb, curb ramp, or sidewalk provided. Pedestrian access route is along the vehicular lane and is not separated by a curb or other cane detectable warning.
- *Proposed Solution:*
  When curb or sidewalk is installed along either street, provide accessible curb ramp.

CBC 2007 **1127B.5.1**
ADAAG **4.7.1**
PROWAG **R304.1**

Unit Cost **$0.00**

Priority
50

		LEFT	RIGHT
Width of Ramp / Pad	(in)	N/A	N/A
Slope of the Ramp / Pad	(%)	N/A	N/A
X Slope of the Ramp / Pad	(%)	N/A	N/A

Stop/Yield Control:	(y/n)	Yes-Stop Sign
Crosswalks Served:		No X-walk
Tee Intersection:	(y/n)	Yes
Vertical Curb:		N/A



W No Sidewalk, Curb Ramp Not Required

375 Pedestrian Access Route

- *As-Built Description:*

No curb, curb ramp, or sidewalk provided. Pedestrian access route is along the vehicular lane and is not separated by a curb or other cane detectable warning.

- *Proposed Solution:*

When curb or sidewalk is installed along either street, provide accessible curb ramp.

CBC 2007 **1127B.5.1**
ADAAG **4.7.1**
PROWAG **R304.1**

Unit Cost **$0.00**

Priority
50

		LEFT	RIGHT
Width of Ramp / Pad	(in)	N/A	N/A
Slope of the Ramp / Pad	(%)	N/A	N/A
X Slope of the Ramp / Pad	(%)	N/A	N/A

Stop/Yield Control:	(y/n)	No
Crosswalks Served:		No X-walk
Tee Intersection:	(y/n)	Yes
Vertical Curb:		Vertical



Total Costs for Curb Ramps at : Alameda Ave and Front St **$0.00**

Total Costs for Curb Ramps along : Alameda Ave **$0.00**

Year Completed	Intersection ID	Survey Street	Cross Street
TBD	167	Alma Ct	Verte St

Orientation & ID #	Ramp Type	Existing Access Barrier and Proposed Solution	Codes / Mitigation Info	Measurements

E — Curb Ramp Required

331 Access Route

- *As-Built Description:*
  Curb ramp or blended transition not provided where a pedestrian access route crosses a curb.
- *Proposed Solution:*
  Provide a parallel curb ramp, including detectable warning surfaces, and top and bottom landings as required.

CBC 2007 **1127B.5.1**
ADAAG **4.7.1**
PROWAG **R207.1**

Unit Cost **$7000.00**

Priority
8

		LEFT	RIGHT
Width of Ramp / Pad	(in)	N/A	N/A
Slope of the Ramp / Pad	(%)	N/A	N/A
X Slope of the Ramp / Pad	(%)	N/A	N/A

Stop/Yield Control:	(y/n)	No
Crosswalks Served:		No X-walk
Tee Intersection:	(y/n)	Yes
Vertical Curb:		Vertical



NW — Perpendicular

333 Gutter

- *As-Built Description:*
  The slope of the gutter area or street at the foot of a curb ramp, blended transition, pedestrian pad, or island cut through exceeds 1:20 (5%) in the direction of the pedestrian crossing.
- *As-is* 8.8%
- *Proposed Solution:*
  Demolish gutter or street area as required and provide 48" x 48" area at foot of curb ramp, blended transition, pedestrian pad, or island cut through with slope no greater than 5%.

CBC 2016 **11B-406.5.8**
CBC 2007 **1127B.5.3**
ADAAG **4.7.2**
ADA-2010 **406.2**
PROWAG **R304.5.4**

Unit Cost **$3000.00**

Priority
15.5

Width of Ramp / Pad	(in)	48.0
Length of Ramp / Pad	(in)	87.0
Slope of the Ramp / Pad	(%)	6.9
X Slope of the Ramp / Pad	(%)	0.2
Top Landing Length	(in)	48.0
Top Landing Slope	(%)	0.4
Top Landing X Slope	(%)	0.8

Left Flare	(%)	8.7
Right Flare	(%)	9.2
Gutter Slope	(%)	**8.8**
Gutter XSlope	(%)	0.6
Gutter Lip	(in)	0.0
Truncated Domes	(y/n)	YES
Dome Setback	(in)	6.0

Street Grade (Left / Right)	(%)	0.8	1.9
Stop/Yield Control:	(y/n)	No	
Crosswalks Served:		No X-walk	
Tee Intersection:	(y/n)	Yes	
Vertical Curb:		Vertical	





SW Perpendicular

332 Gutter

- *As-Built Description:*

The slope of the gutter area or street at the foot of a curb ramp, blended transition, pedestrian pad, or island cut through exceeds 1:20 (5%) in the direction of the pedestrian crossing.

- *As-is* 7.0%
- *Proposed Solution:*

Demolish gutter or street area as required and provide 48" x 48" area at foot of curb ramp, blended transition, pedestrian pad, or island cut through with slope no greater than 5%.

CBC 2016 **11B-406.5.8**
CBC 2007 **1127B.5.3**
ADAAG **4.7.2**
ADA-2010 **406.2**
PROWAG **R304.5.4**

Unit Cost **$3000.00**

Priority

15.5

Width of Ramp / Pad	(in)	48.0
Length of Ramp / Pad	(in)	72.0
Slope of the Ramp / Pad	(%)	6.9
X Slope of the Ramp / Pad	(%)	1.1
Top Landing Length	(in)	48.0
Top Landing Slope	(%)	0.9
Top Landing X Slope	(%)	1.5

Left Flare	(%)	7.7
Right Flare	(%)	6.7
Gutter Slope	(%)	**7.0**
Gutter XSlope	(%)	1.6
Gutter Lip	(in)	0.0
Truncated Domes	(y/n)	YES
Dome Setback	(in)	6.0

Street Grade (Left / Right)	(%)	0.7	1.2
Stop/Yield Control:	(y/n)	No	
Crosswalks Served:		No X-walk	
Tee Intersection:	(y/n)	Yes	
Vertical Curb:		Vertical	





Total Costs for Curb Ramps at : Alma Ct and Verte St **$13,000.00**

Total Costs for Curb Ramps along : Alma Ct **$13,000.00**

Year Completed	Intersection ID	Survey Street	Cross Street
TBD	168	Amador St	Circle Dr

Orientation & ID #	Ramp Type	Existing Access Barrier and Proposed Solution	Codes / Mitigation Info	Measurements

E — Curb Ramp Required

221 Access Route

- *As-Built Description:*
  Curb ramp or blended transition not provided where a pedestrian access route crosses a curb.
- *Proposed Solution:*
  Provide a parallel curb ramp, including detectable warning surfaces, and top and bottom landings as required.

CBC 2007 **1127B.5.1**
ADAAG **4.7.1**
PROWAG **R207.1**

Unit Cost **$7000.00**

Priority
40

		LEFT	RIGHT
Width of Ramp / Pad	(in)	N/A	N/A
Slope of the Ramp / Pad	(%)	N/A	N/A
X Slope of the Ramp / Pad	(%)	N/A	N/A

Stop/Yield Control:	(y/n)	No
Crosswalks Served:		No X-walk
Tee Intersection:	(y/n)	Yes
Vertical Curb:		Vertical



N — Curb Ramp Required

219 Access Route

- *As-Built Description:*
  Curb ramp or blended transition not provided where a pedestrian access route crosses a curb.
- *Proposed Solution:*
  Provide a parallel curb ramp, including detectable warning surfaces, and top and bottom landings as required.

CBC 2007 **1127B.5.1**
ADAAG **4.7.1**
PROWAG **R207.1**

Unit Cost **$7000.00**

Priority
40

		LEFT	RIGHT
Width of Ramp / Pad	(in)	N/A	N/A
Slope of the Ramp / Pad	(%)	N/A	N/A
X Slope of the Ramp / Pad	(%)	N/A	N/A

Stop/Yield Control:	(y/n)	No
Crosswalks Served:		No X-walk
Tee Intersection:	(y/n)	Yes
Vertical Curb:		Vertical



W **Curb Ramp Required**

220 Access Route

• As-Built Description:

Curb ramp or blended transition not provided where a pedestrian access route crosses a curb.

• Proposed Solution:

Provide a parallel curb ramp, including detectable warning surfaces, and top and bottom landings as required.

CBC 2007 **1127B.5.1**
ADAAG **4.7.1**
PROWAG **R207.1**

Unit Cost **$7000.00**

Priority
40

		LEFT	RIGHT
Width of Ramp / Pad	(in)	N/A	N/A
Slope of the Ramp / Pad	(%)	N/A	N/A
X Slope of the Ramp / Pad	(%)	N/A	N/A

Stop/Yield Control:	(y/n)	Yes-Stop Sign
Crosswalks Served:		No X-walk
Tee Intersection:	(y/n)	Yes
Vertical Curb:		Vertical



Total Costs for Curb Ramps at : **Amador St** ***and*** **Circle Dr** **$21,000.00**

N **Curb Ramp Required**

224 Access Route

• As-Built Description:

Curb ramp or blended transition not provided where a pedestrian access route crosses a curb.

• Proposed Solution:

Provide a parallel curb ramp, including detectable warning surfaces, and top and bottom landings as required.

CBC 2007 **1127B.5.1**
ADAAG **4.7.1**
PROWAG **R207.1**

Unit Cost **$7000.00**

Priority
40

		LEFT	RIGHT
Width of Ramp / Pad	(in)	N/A	N/A
Slope of the Ramp / Pad	(%)	N/A	N/A
X Slope of the Ramp / Pad	(%)	N/A	N/A

Stop/Yield Control:	(y/n)	No
Crosswalks Served:		No X-walk
Tee Intersection:	(y/n)	Yes
Vertical Curb:		Vertical



SE Perpendicular

223 Ramp Landing

- *As-Built Description:*

Top landing at existing perpendicular curb ramp or blended transition is less than 48" x 48" (60" length x ramp width preferred).

- *As-is* 36.0"
- *Proposed Solution:*

Demolish existing and provide new, parallel curb ramp, including detectable warning surfaces, and top and bottom landings as required.

CBC 2016 **11B-406.5.3**
CBC 2007 **1127B.5.4**
ADAAG **4.8.4**
ADA-2010 **405.7**
PROWAG **R304.2.1**

Unit Cost **$7000.00**

Priority
70.25

Width of Ramp / Pad	(in)	48.0
Length of Ramp / Pad	(in)	65.0
Slope of the Ramp / Pad	(%)	**8.7**
X Slope of the Ramp / Pad	(%)	1.6
Top Landing Length	(in)	**36.0**
Top Landing Slope	(%)	0.8
Top Landing X Slope	(%)	1.1
Left Flare	(%)	7.1
Right Flare	(%)	**12.1**
Gutter Slope	(%)	**18.0**
Gutter XSlope	(%)	0.4
Gutter Lip	(in)	**0.25**
Truncated Domes	(y/n)	**NO**
Street Grade (Left / Right)	(%)	3.2 1.7
Stop/Yield Control:	(y/n)	No
Crosswalks Served:		No X-walk
Tee Intersection:	(y/n)	Yes
Vertical Curb:		Vertical





SW Perpendicular

222 Ramp Landing

- *As-Built Description:*

Top landing at existing perpendicular curb ramp or blended transition is less than 48" x 48" (60" length x ramp width preferred).

- *As-is* 0.0"
- *Proposed Solution:*

Demolish existing and provide new, parallel curb ramp, including detectable warning surfaces, and top and bottom landings as required.

CBC 2016 **11B-406.5.3**
CBC 2007 **1127B.5.4**
ADAAG **4.8.4**
ADA-2010 **405.7**
PROWAG **R304.2.1**

Unit Cost **$7000.00**

Priority
61.5

Width of Ramp / Pad	(in)	48.0
Length of Ramp / Pad	(in)	87.0
Slope of the Ramp / Pad	(%)	6.6
X Slope of the Ramp / Pad	(%)	0.0
Top Landing Length	(in)	**0.0**
Top Landing Slope	(%)	N/A
Top Landing X Slope	(%)	N/A
Left Flare	(%)	5.6
Right Flare	(%)	6.3
Gutter Slope	(%)	**7.7**
Gutter XSlope	(%)	0.6
Gutter Lip	(in)	**0.25**
Truncated Domes	(y/n)	**NO**
Street Grade (Left / Right)	(%)	0.7 0.7
Stop/Yield Control:	(y/n)	Yes-Stop Sign
Crosswalks Served:		No X-walk
Tee Intersection:	(y/n)	Yes
Vertical Curb:		Vertical





Total Costs for Curb Ramps at : Amador St and Rosehill Dr **$21,000.00**

Total Costs for Curb Ramps along : Amador St **$42,000.00**

Year Completed	Intersection ID	Survey Street	Cross Street
TBD	175	Auto Park Place	Carlyle Way

Orientation & ID #	Ramp Type	Existing Access Barrier and Proposed Solution	Codes / Mitigation Info	Measurements

NE — No Sidewalk, Curb Ramp Not Required

586 Pedestrian Access Route

- *As-Built Description:*
  No curb, curb ramp, or sidewalk provided. Pedestrian access route is along the vehicular lane and is not separated by a curb or other cane detectable warning.
- *Proposed Solution:*
  When curb or sidewalk is installed along either street, provide accessible curb ramp.

CBC 2007 **1127B.5.1**
ADAAG **4.7.1**
PROWAG **R304.1**

Unit Cost **$0.00**

Priority
28

		LEFT	RIGHT
Width of Ramp / Pad	(in)	N/A	N/A
Slope of the Ramp / Pad	(%)	N/A	N/A
X Slope of the Ramp / Pad	(%)	N/A	N/A

Stop/Yield Control:	(y/n)	No
Crosswalks Served:		No X-walk
Tee Intersection:	(y/n)	No
Vertical Curb:		Vertical



SW — No Sidewalk, Curb Ramp Not Required

585 Pedestrian Access Route

- *As-Built Description:*
  No curb, curb ramp, or sidewalk provided. Pedestrian access route is along the vehicular lane and is not separated by a curb or other cane detectable warning.
- *Proposed Solution:*
  When curb or sidewalk is installed along either street, provide accessible curb ramp.

CBC 2007 **1127B.5.1**
ADAAG **4.7.1**
PROWAG **R304.1**

Unit Cost **$0.00**

Priority
28

		LEFT	RIGHT
Width of Ramp / Pad	(in)	N/A	N/A
Slope of the Ramp / Pad	(%)	N/A	N/A
X Slope of the Ramp / Pad	(%)	N/A	N/A

Stop/Yield Control:	(y/n)	No
Crosswalks Served:		No X-walk
Tee Intersection:	(y/n)	No
Vertical Curb:		Vertical



Total Costs for Curb Ramps at : Auto Park Place and Carlyle Way **$0.00**

E Curb Ramp Required

589 Access Route

- *As-Built Description:*

Curb ramp or blended transition not provided where a pedestrian access route crosses a curb.

- *Proposed Solution:*

Provide a parallel curb ramp, including detectable warning surfaces, and top and bottom landings as required.

CBC 2007 **1127B.5.1**
ADAAG **4.7.1**
PROWAG **R207.1**

Unit Cost **$7000.00**

Priority
18

		LEFT	RIGHT
Width of Ramp / Pad	(in)	N/A	N/A
Slope of the Ramp / Pad	(%)	N/A	N/A
X Slope of the Ramp / Pad	(%)	N/A	N/A

Stop/Yield Control:	(y/n)	No
Crosswalks Served:		No X-walk
Tee Intersection:	(y/n)	Yes
Vertical Curb:		Vertical



NW Perpendicular

588 Ramp Transition

- *As-Built Description:*

Flush transition from ramp to gutter not provided.

- *As-is* 0.5"
- *Proposed Solution:*

Modify elements (ramp, gutter, landing, route) as required to provide flush transition from ramp to gutter.

CBC 2016 **11B-406.5.8**
CBC 2007 **1127B.5.3**
ADAAG **4.7.2**
PROWAG **R304.5.2**

Unit Cost **$2500.00**

Priority
23

Width of Ramp / Pad	(in)	48.0
Length of Ramp / Pad	(in)	102.0
Slope of the Ramp / Pad	(%)	5.9
X Slope of the Ramp / Pad	(%)	0.1
Top Landing Length	(in)	48.0
Top Landing Slope	(%)	0.3
Top Landing X Slope	(%)	0.6

Left Flare	(%)	6.4	
Right Flare	(%)	6.3	
Gutter Slope	(%)	3.5	
Gutter XSlope	(%)	0.2	
Gutter Lip	(in)	**0.5**	
Truncated Domes	(y/n)	**NO**	
Street Grade (Left / Right)	(%)	0.2	0.8
Stop/Yield Control:	(y/n)	No	
Crosswalks Served:		No X-walk	
Tee Intersection:	(y/n)	Yes	
Vertical Curb:		Vertical	





SW Perpendicular

587 Ramp Flare

- *As-Built Description:*
  Slope of flare(s) along curb at perpendicular curb ramp exceed(s) 10%.
- *As-is* Left: 10.7% Right: 10.6%
- *Proposed Solution:*
  Demolish existing and provide new, perpendicular curb ramp, including detectable warning surfaces, and top and bottom landings as required.

CBC 2016 **11B-406.2.2**
CBC 2007 **1127B.5.3**
ADAAG **4.7.5**
ADA-2010 **406.3**
PROWAG **R304.2.3**

Unit Cost **$6500.00**

Priority
37.5

Width of Ramp / Pad	(in)	48.0
Length of Ramp / Pad	(in)	95.0
Slope of the Ramp / Pad	(%)	7.4
X Slope of the Ramp / Pad	(%)	0.8
Top Landing Length	(in)	48.0
Top Landing Slope	(%)	1.8
Top Landing X Slope	(%)	0.3
Left Flare	(%)	**10.7**
Right Flare	(%)	**10.6**
Gutter Slope	(%)	**6.6**
Gutter XSlope	(%)	0.3
Gutter Lip	(in)	0.0
Truncated Domes	(y/n)	**NO**
Street Grade (Left / Right)	(%)	1.6 0.6
Stop/Yield Control:	(y/n)	Yes-Stop Sign
Crosswalks Served:		No X-walk
Tee Intersection:	(y/n)	Yes
Vertical Curb:		Vertical





Total Costs for Curb Ramps at : **Auto Park Place** ***and*** **S Montgomery Lake Way** **$16,000.00**

Total Costs for Curb Ramps along : **Auto Park Place** **$16,000.00**

Year Completed	Intersection ID	Survey Street	Cross Street
TBD	354	Autumn Way	Holiday Way

Orientation & ID #	Ramp Type	Existing Access Barrier and Proposed Solution	Codes / Mitigation Info	Measurements

NE — Curb Ramp Required

725 Access Route

- *As-Built Description:*
  Curb ramp or blended transition not provided where a pedestrian access route crosses a curb.
- *Proposed Solution:*
  Provide a parallel curb ramp, including detectable warning surfaces, and top and bottom landings as required.

CBC 2007 **1127B.5.1**
ADAAG **4.7.1**
PROWAG **R207.1**

Unit Cost **$7000.00**

Priority
30

		LEFT	RIGHT
Width of Ramp / Pad	(in)	N/A	N/A
Slope of the Ramp / Pad	(%)	N/A	N/A
X Slope of the Ramp / Pad	(%)	N/A	N/A
Stop/Yield Control:	(y/n)	No	
Crosswalks Served:		No X-walk	
Tee Intersection:	(y/n)	Yes	
Vertical Curb:		Vertical	



SE — Perpendicular

726 Ramp Landing

- *As-Built Description:*
  Top landing at existing perpendicular curb ramp or blended transition is less than 48" x 48" (60" length x ramp width preferred).
- *As-is* 0.0"
- *Proposed Solution:*
  Demolish existing and provide new, parallel curb ramp, including detectable warning surfaces, and top and bottom landings as required.

CBC 2016 **11B-406.5.3**
CBC 2007 **1127B.5.4**
ADAAG **4.8.4**
ADA-2010 **405.7**
PROWAG **R304.2.1**

Unit Cost **$7000.00**

Priority
62.25

Width of Ramp / Pad	(in)	**34.0**	
Length of Ramp / Pad	(in)	52.0	
Slope of the Ramp / Pad	(%)	1.2	
X Slope of the Ramp / Pad	(%)	**12.1**	
Top Landing Length	(in)	**0.0**	
Top Landing Slope	(%)	N/A	
Top Landing X Slope	(%)	N/A	
Left Flare	(%)	7.8	
Right Flare	(%)	4.1	
Gutter Slope	(%)	**8.7**	
Gutter XSlope	(%)	1.8	
Gutter Lip	(in)	**0.5**	
Truncated Domes	(y/n)	**NO**	
Street Grade (Left / Right)	(%)	0.1	1.1
Stop/Yield Control:	(y/n)	No	
Crosswalks Served:		No X-walk	
Tee Intersection:	(y/n)	Yes	
Vertical Curb:		Vertical	





SW Perpendicular

727 Ramp Landing

- *As-Built Description:*

Top landing at existing perpendicular curb ramp or blended transition is less than 48" x 48" (60" length x ramp width preferred).

- *As-is* 0.0"
- *Proposed Solution:*

Demolish existing and provide new, parallel curb ramp, including detectable warning surfaces, and top and bottom landings as required.

CBC 2016 **11B-406.5.3**
CBC 2007 **1127B.5.4**
ADAAG **4.8.4**
ADA-2010 **405.7**
PROWAG **R304.2.1**

Unit Cost **$7000.00**

Priority
66

Width of Ramp / Pad	(in)	52.0
Length of Ramp / Pad	(in)	54.0
Slope of the Ramp / Pad	(%)	0.4
X Slope of the Ramp / Pad	(%)	**10.8**
Top Landing Length	(in)	**0.0**
Top Landing Slope	(%)	N/A
Top Landing X Slope	(%)	N/A
Left Flare	(%)	7.9
Right Flare	(%)	8.4
Gutter Slope	(%)	**10.3**
Gutter XSlope	(%)	0.9
Gutter Lip	(in)	**1.0**
Truncated Domes	(y/n)	**NO**
Street Grade (Left / Right)	(%)	1.3 0.3
Stop/Yield Control:	(y/n)	No
Crosswalks Served:		No X-walk
Tee Intersection:	(y/n)	Yes
Vertical Curb:		Vertical





Total Costs for Curb Ramps at : Autumn Way and Holiday Way **$21,000.00**

NE Perpendicular

750 Ramp Landing

- *As-Built Description:*

Top landing at existing perpendicular curb ramp or blended transition is less than 48" x 48" (60" length x ramp width preferred).

- *As-is* 0.0"
- *Proposed Solution:*

Demolish existing and provide new, parallel curb ramp, including detectable warning surfaces, and top and bottom landings as required.

CBC 2016 **11B-406.5.3**
CBC 2007 **1127B.5.4**
ADAAG **4.8.4**
ADA-2010 **405.7**
PROWAG **R304.2.1**

Unit Cost **$7000.00**

Priority
55

Width of Ramp / Pad	(in)	54.0
Length of Ramp / Pad	(in)	53.0
Slope of the Ramp / Pad	(%)	**11.9**
X Slope of the Ramp / Pad	(%)	1.3
Top Landing Length	(in)	**0.0**
Top Landing Slope	(%)	N/A
Top Landing X Slope	(%)	N/A
Left Flare	(%)	9.4
Right Flare	(%)	6.8
Gutter Slope	(%)	2.0
Gutter XSlope	(%)	0.9
Gutter Lip	(in)	**1.0**
Truncated Domes	(y/n)	**NO**
Street Grade (Left / Right)	(%)	0.2 0.5
Stop/Yield Control:	(y/n)	No
Crosswalks Served:		No X-walk
Tee Intersection:	(y/n)	Yes
Vertical Curb:		Vertical





NW **Parallel**

751 Ramp Cross Slope

- *As-Built Description:*

  Cross slope of existing parallel curb ramp exceeds 2%.

- *As-is* Left: 2.9% Right: 2.6%

- *Proposed Solution:*

  Demolish existing and provide new parallel curb ramp including detectable warning surfaces, and top and bottom landings as required.

CBC 2016 **11B-406.5.7**
ADAAG **4.8.6**
PROWAG **R304.5.3**

Unit Cost **$7000.00**

Priority
43





		LEFT	RIGHT
Width of Ramp / Pad	(in)	48.0	48.0
Length of Ramp / Pad	(in)	87.0	91.0
Slope of the Ramp / Pad	(%)	6.3	6.1
X Slope of the Ramp / Pad	(%)	**2.9**	**2.6**
Top Landing Length	(in)	48.0	48.0
Top Landing Slope	(%)	0.4	0.1
Top Landing X Slope	(%)	**3.9**	**2.6**
Bottom Landing Length	(in)	48.0	
Bottom Landing Slope	(%)	1.5	
Bottom Landing X Slope	(%)	0.3	
Gutter Slope	(%)	0.8	
Gutter XSlope	(%)	1.1	
Gutter Lip	(in)	0.0	
Truncated Domes	(y/n)	Non-Compliant	
Dome Setback	(in)	**8.0**	
Street Grade (Left / Right)	(%)	0.0	0.5
Stop/Yield Control:	(y/n)	Yes-Stop Sign	
Crosswalks Served:		No X-walk	
Tee Intersection:	(y/n)	Yes	
Vertical Curb:		Vertical	

Total Costs for Curb Ramps at : Autumn Way and Howell Rd **$14,000.00**

Total Costs for Curb Ramps along : Autumn Way **$35,000.00**

Year Completed	Intersection ID	Survey Street	Cross Street
TBD	405	Ave 24 1/2	Child Ct

Orientation & ID #	Ramp Type	Existing Access Barrier and Proposed Solution	Codes / Mitigation Info	Measurements

NE — No Sidewalk, Curb Ramp Not Required

1134 Pedestrian Access Route

- *As-Built Description:*
  No curb, curb ramp, or sidewalk provided. Pedestrian access route is along the vehicular lane and is not separated by a curb or other cane detectable warning.
- *Proposed Solution:*
  When curb or sidewalk is installed along either street, provide accessible curb ramp.

CBC 2007 **1127B.5.1**
ADAAG **4.7.1**
PROWAG **R304.1**

Unit Cost **$0.00**

Priority
18

		LEFT	RIGHT
Width of Ramp / Pad	(in)	N/A	N/A
Slope of the Ramp / Pad	(%)	N/A	N/A
X Slope of the Ramp / Pad	(%)	N/A	N/A

Stop/Yield Control:	(y/n)	No
Crosswalks Served:		No X-walk
Tee Intersection:	(y/n)	Yes
Vertical Curb:		N/A



NW — No Sidewalk, Curb Ramp Not Required

1133 Pedestrian Access Route

- *As-Built Description:*
  No curb, curb ramp, or sidewalk provided. Pedestrian access route is along the vehicular lane and is not separated by a curb or other cane detectable warning.
- *Proposed Solution:*
  When curb or sidewalk is installed along either street, provide accessible curb ramp.

CBC 2007 **1127B.5.1**
ADAAG **4.7.1**
PROWAG **R304.1**

Unit Cost **$0.00**

Priority
18

		LEFT	RIGHT
Width of Ramp / Pad	(in)	N/A	N/A
Slope of the Ramp / Pad	(%)	N/A	N/A
X Slope of the Ramp / Pad	(%)	N/A	N/A

Stop/Yield Control:	(y/n)	No
Crosswalks Served:		No X-walk
Tee Intersection:	(y/n)	Yes
Vertical Curb:		N/A



SW No Sidewalk, Curb Ramp Not Required

1132 Pedestrian Access Route

- *As-Built Description:*

No curb, curb ramp, or sidewalk provided. Pedestrian access route is along the vehicular lane and is not separated by a curb or other cane detectable warning.

- *Proposed Solution:*

When curb or sidewalk is installed along either street, provide accessible curb ramp.

CBC 2007 **1127B.5.1**
ADAAG **4.7.1**
PROWAG **R304.1**

Unit Cost **$0.00**

Priority
18

		LEFT	RIGHT
Width of Ramp / Pad	(in)	N/A	N/A
Slope of the Ramp / Pad	(%)	N/A	N/A
X Slope of the Ramp / Pad	(%)	N/A	N/A

Stop/Yield Control:	(y/n)	No
Crosswalks Served:		No X-walk
Tee Intersection:	(y/n)	Yes
Vertical Curb:		N/A



Total Costs for Curb Ramps at : Ave 24 1/2 and Child Ct $0.00

N No Sidewalk, Curb Ramp Not Required

1137 Pedestrian Access Route

- *As-Built Description:*

No curb, curb ramp, or sidewalk provided. Pedestrian access route is along the vehicular lane and is not separated by a curb or other cane detectable warning.

- *Proposed Solution:*

When curb or sidewalk is installed along either street, provide accessible curb ramp.

CBC 2007 **1127B.5.1**
ADAAG **4.7.1**
PROWAG **R304.1**

Unit Cost **$0.00**

Priority
18

		LEFT	RIGHT
Width of Ramp / Pad	(in)	N/A	N/A
Slope of the Ramp / Pad	(%)	N/A	N/A
X Slope of the Ramp / Pad	(%)	N/A	N/A

Stop/Yield Control:	(y/n)	No
Crosswalks Served:		No X-walk
Tee Intersection:	(y/n)	Yes
Vertical Curb:		N/A



S No Sidewalk, Curb Ramp Not Required

1135 Pedestrian Access Route

- *As-Built Description:*

No curb, curb ramp, or sidewalk provided. Pedestrian access route is along the vehicular lane and is not separated by a curb or other cane detectable warning.

- *Proposed Solution:*

When curb or sidewalk is installed along either street, provide accessible curb ramp.

CBC 2007 **1127B.5.1**
ADAAG **4.7.1**
PROWAG **R304.1**

Unit Cost **$0.00**

Priority
18

		LEFT	RIGHT
Width of Ramp / Pad	(in)	N/A	N/A
Slope of the Ramp / Pad	(%)	N/A	N/A
X Slope of the Ramp / Pad	(%)	N/A	N/A

Stop/Yield Control:	(y/n)	Yes-Stop Sign
Crosswalks Served:		No X-walk
Tee Intersection:	(y/n)	Yes
Vertical Curb:		N/A



W No Sidewalk, Curb Ramp Not Required

1136 Pedestrian Access Route

- *As-Built Description:*

No curb, curb ramp, or sidewalk provided. Pedestrian access route is along the vehicular lane and is not separated by a curb or other cane detectable warning.

- *Proposed Solution:*

When curb or sidewalk is installed along either street, provide accessible curb ramp.

CBC 2007 **1127B.5.1**
ADAAG **4.7.1**
PROWAG **R304.1**

Unit Cost **$0.00**

Priority
18

		LEFT	RIGHT
Width of Ramp / Pad	(in)	N/A	N/A
Slope of the Ramp / Pad	(%)	N/A	N/A
X Slope of the Ramp / Pad	(%)	N/A	N/A

Stop/Yield Control:	(y/n)	No
Crosswalks Served:		No X-walk
Tee Intersection:	(y/n)	Yes
Vertical Curb:		N/A



Total Costs for Curb Ramps at : Ave 24 1/2 and Chowchilla Blvd **$0.00**

NE No Sidewalk, Curb Ramp Not Required

1127 Pedestrian Access Route

- *As-Built Description:*

No curb, curb ramp, or sidewalk provided. Pedestrian access route is along the vehicular lane and is not separated by a curb or other cane detectable warning.

- *Proposed Solution:*

When curb or sidewalk is installed along either street, provide accessible curb ramp.

CBC 2007 **1127B.5.1**
ADAAG **4.7.1**
PROWAG **R304.1**

Unit Cost **$0.00**

Priority
18

		LEFT	RIGHT
Width of Ramp / Pad	(in)	N/A	N/A
Slope of the Ramp / Pad	(%)	N/A	N/A
X Slope of the Ramp / Pad	(%)	N/A	N/A

Stop/Yield Control:	(y/n)	No
Crosswalks Served:		No X-walk
Tee Intersection:	(y/n)	Yes
Vertical Curb:		Vertical



NW No Sidewalk, Curb Ramp Not Required

1126 Pedestrian Access Route

- *As-Built Description:*

No curb, curb ramp, or sidewalk provided. Pedestrian access route is along the vehicular lane and is not separated by a curb or other cane detectable warning.

- *Proposed Solution:*

When curb or sidewalk is installed along either street, provide accessible curb ramp.

CBC 2007 **1127B.5.1**
ADAAG **4.7.1**
PROWAG **R304.1**

Unit Cost **$0.00**

Priority
18

		LEFT	RIGHT
Width of Ramp / Pad	(in)	N/A	N/A
Slope of the Ramp / Pad	(%)	N/A	N/A
X Slope of the Ramp / Pad	(%)	N/A	N/A

Stop/Yield Control:	(y/n)	No
Crosswalks Served:		No X-walk
Tee Intersection:	(y/n)	Yes
Vertical Curb:		N/A



SE No Sidewalk, Curb Ramp Not Required

1128 Pedestrian Access Route

- *As-Built Description:*

No curb, curb ramp, or sidewalk provided. Pedestrian access route is along the vehicular lane and is not separated by a curb or other cane detectable warning.

- *Proposed Solution:*

When curb or sidewalk is installed along either street, provide accessible curb ramp.

CBC 2007 **1127B.5.1**
ADAAG **4.7.1**
PROWAG **R304.1**

Unit Cost **$0.00**

Priority
18

		LEFT	RIGHT
Width of Ramp / Pad	(in)	N/A	N/A
Slope of the Ramp / Pad	(%)	N/A	N/A
X Slope of the Ramp / Pad	(%)	N/A	N/A

Stop/Yield Control:	(y/n)	No
Crosswalks Served:		No X-walk
Tee Intersection:	(y/n)	Yes
Vertical Curb:		N/A



Total Costs for Curb Ramps at : Ave 24 1/2 and Commerce Dr $0.00

NE No Sidewalk, Curb Ramp Not Required

1106 Pedestrian Access Route

- *As-Built Description:*

No curb, curb ramp, or sidewalk provided. Pedestrian access route is along the vehicular lane and is not separated by a curb or other cane detectable warning.

- *Proposed Solution:*

When curb or sidewalk is installed along either street, provide accessible curb ramp.

CBC 2007 **1127B.5.1**
ADAAG **4.7.1**
PROWAG **R304.1**

Unit Cost **$0.00**

Priority
18

		LEFT	RIGHT
Width of Ramp / Pad	(in)	N/A	N/A
Slope of the Ramp / Pad	(%)	N/A	N/A
X Slope of the Ramp / Pad	(%)	N/A	N/A

Stop/Yield Control:	(y/n)	Yes-Stop Sign
Crosswalks Served:		No X-walk
Tee Intersection:	(y/n)	Yes
Vertical Curb:		N/A



SE No Sidewalk, Curb Ramp Not Required

1107 Pedestrian Access Route

- *As-Built Description:*

No curb, curb ramp, or sidewalk provided. Pedestrian access route is along the vehicular lane and is not separated by a curb or other cane detectable warning.

- *Proposed Solution:*

When curb or sidewalk is installed along either street, provide accessible curb ramp.

CBC 2007 **1127B.5.1**
ADAAG **4.7.1**
PROWAG **R304.1**

Unit Cost **$0.00**

Priority
18

		LEFT	RIGHT
Width of Ramp / Pad	(in)	N/A	N/A
Slope of the Ramp / Pad	(%)	N/A	N/A
X Slope of the Ramp / Pad	(%)	N/A	N/A

Stop/Yield Control:	(y/n)	No
Crosswalks Served:		No X-walk
Tee Intersection:	(y/n)	Yes
Vertical Curb:		N/A



SW No Sidewalk, Curb Ramp Not Required

1108 Pedestrian Access Route

- *As-Built Description:*

No curb, curb ramp, or sidewalk provided. Pedestrian access route is along the vehicular lane and is not separated by a curb or other cane detectable warning.

- *Proposed Solution:*

When curb or sidewalk is installed along either street, provide accessible curb ramp.

CBC 2007 **1127B.5.1**
ADAAG **4.7.1**
PROWAG **R304.1**

Unit Cost **$0.00**

Priority
18

		LEFT	RIGHT
Width of Ramp / Pad	(in)	N/A	N/A
Slope of the Ramp / Pad	(%)	N/A	N/A
X Slope of the Ramp / Pad	(%)	N/A	N/A

Stop/Yield Control:	(y/n)	No
Crosswalks Served:		No X-walk
Tee Intersection:	(y/n)	Yes
Vertical Curb:		N/A



Total Costs for Curb Ramps at : **Ave 24 1/2** ***and*** **Rd 15 1/2** **$0.00**

NE No Sidewalk, Curb Ramp Not Required

1114 Pedestrian Access Route

- *As-Built Description:*

No curb, curb ramp, or sidewalk provided. Pedestrian access route is along the vehicular lane and is not separated by a curb or other cane detectable warning.

- *Proposed Solution:*

When curb or sidewalk is installed along either street, provide accessible curb ramp.

CBC 2007 **1127B.5.1**
ADAAG **4.7.1**
PROWAG **R304.1**

Unit Cost **$0.00**

Priority
18

		LEFT	RIGHT
Width of Ramp / Pad	(in)	N/A	N/A
Slope of the Ramp / Pad	(%)	N/A	N/A
X Slope of the Ramp / Pad	(%)	N/A	N/A

Stop/Yield Control:	(y/n)	Yes-Stop Sign
Crosswalks Served:		No X-walk
Tee Intersection:	(y/n)	No
Vertical Curb:		N/A



NW No Sidewalk, Curb Ramp Not Required

1113 Pedestrian Access Route

- *As-Built Description:*

No curb, curb ramp, or sidewalk provided. Pedestrian access route is along the vehicular lane and is not separated by a curb or other cane detectable warning.

- *Proposed Solution:*

When curb or sidewalk is installed along either street, provide accessible curb ramp.

CBC 2007 **1127B.5.1**
ADAAG **4.7.1**
PROWAG **R304.1**

Unit Cost **$0.00**

Priority
18

		LEFT	RIGHT
Width of Ramp / Pad	(in)	N/A	N/A
Slope of the Ramp / Pad	(%)	N/A	N/A
X Slope of the Ramp / Pad	(%)	N/A	N/A

Stop/Yield Control:	(y/n)	No
Crosswalks Served:		No X-walk
Tee Intersection:	(y/n)	No
Vertical Curb:		N/A



SE No Sidewalk, Curb Ramp Not Required

1115 Pedestrian Access Route

- *As-Built Description:*

No curb, curb ramp, or sidewalk provided. Pedestrian access route is along the vehicular lane and is not separated by a curb or other cane detectable warning.

- *Proposed Solution:*

When curb or sidewalk is installed along either street, provide accessible curb ramp.

CBC 2007 **1127B.5.1**
ADAAG **4.7.1**
PROWAG **R304.1**

Unit Cost **$0.00**

Priority
18

		LEFT	RIGHT
Width of Ramp / Pad	(in)	N/A	N/A
Slope of the Ramp / Pad	(%)	N/A	N/A
X Slope of the Ramp / Pad	(%)	N/A	N/A

Stop/Yield Control:	(y/n)	No
Crosswalks Served:		No X-walk
Tee Intersection:	(y/n)	No
Vertical Curb:		N/A



SW No Sidewalk, Curb Ramp Not Required

1112 Pedestrian Access Route

- *As-Built Description:*

No curb, curb ramp, or sidewalk provided. Pedestrian access route is along the vehicular lane and is not separated by a curb or other cane detectable warning.

- *Proposed Solution:*

When curb or sidewalk is installed along either street, provide accessible curb ramp.

CBC 2007 **1127B.5.1**
ADAAG **4.7.1**
PROWAG **R304.1**

Unit Cost **$0.00**

Priority
18

		LEFT	RIGHT
Width of Ramp / Pad	(in)	N/A	N/A
Slope of the Ramp / Pad	(%)	N/A	N/A
X Slope of the Ramp / Pad	(%)	N/A	N/A

Stop/Yield Control:	(y/n)	Yes-Stop Sign
Crosswalks Served:		No X-walk
Tee Intersection:	(y/n)	No
Vertical Curb:		N/A



Total Costs for Curb Ramps at : Ave 24 1/2 and Rd 16 **$0.00**

NE No Sidewalk, Curb Ramp Not Required

1130 Pedestrian Access Route

- *As-Built Description:*

No curb, curb ramp, or sidewalk provided. Pedestrian access route is along the vehicular lane and is not separated by a curb or other cane detectable warning.

- *Proposed Solution:*

When curb or sidewalk is installed along either street, provide accessible curb ramp.

CBC 2007 **1127B.5.1**
ADAAG **4.7.1**
PROWAG **R304.1**

Unit Cost **$0.00**

Priority
18

		LEFT	RIGHT
Width of Ramp / Pad	(in)	N/A	N/A
Slope of the Ramp / Pad	(%)	N/A	N/A
X Slope of the Ramp / Pad	(%)	N/A	N/A

Stop/Yield Control:	(y/n)	No
Crosswalks Served:		No X-walk
Tee Intersection:	(y/n)	Yes
Vertical Curb:		N/A



NW No Sidewalk, Curb Ramp Not Required

1129 Pedestrian Access Route

- *As-Built Description:*

No curb, curb ramp, or sidewalk provided. Pedestrian access route is along the vehicular lane and is not separated by a curb or other cane detectable warning.

- *Proposed Solution:*

When curb or sidewalk is installed along either street, provide accessible curb ramp.

CBC 2007 **1127B.5.1**
ADAAG **4.7.1**
PROWAG **R304.1**

Unit Cost **$0.00**

Priority
18

		LEFT	RIGHT
Width of Ramp / Pad	(in)	N/A	N/A
Slope of the Ramp / Pad	(%)	N/A	N/A
X Slope of the Ramp / Pad	(%)	N/A	N/A

Stop/Yield Control:	(y/n)	Yes-Stop Sign
Crosswalks Served:		No X-walk
Tee Intersection:	(y/n)	Yes
Vertical Curb:		Vertical



SE **No Sidewalk, Curb Ramp Not Required**

1131 Pedestrian Access Route

- *As-Built Description:*

No curb, curb ramp, or sidewalk provided. Pedestrian access route is along the vehicular lane and is not separated by a curb or other cane detectable warning.

- *Proposed Solution:*

When curb or sidewalk is installed along either street, provide accessible curb ramp.

CBC 2007 **1127B.5.1**
ADAAG **4.7.1**
PROWAG **R304.1**

Unit Cost **$0.00**

Priority
18

		LEFT	RIGHT
Width of Ramp / Pad	(in)	N/A	N/A
Slope of the Ramp / Pad	(%)	N/A	N/A
X Slope of the Ramp / Pad	(%)	N/A	N/A

Stop/Yield Control:	(y/n)	No
Crosswalks Served:		No X-walk
Tee Intersection:	(y/n)	Yes
Vertical Curb:		N/A



Total Costs for Curb Ramps at : **Ave 24 1/2** ***and*** **Rd 16 1/2** **$0.00**

Total Costs for Curb Ramps along : **Ave 24 1/2** **$0.00**

Year Completed	Intersection ID	Survey Street	Cross Street
TBD	183	Ave 24 1/4	Rd 15 1/2

Orientation & ID #	Ramp Type	Existing Access Barrier and Proposed Solution	Codes / Mitigation Info	Measurements

NE — No Sidewalk, Curb Ramp Not Required

1109 Pedestrian Access Route

- *As-Built Description:*

No curb, curb ramp, or sidewalk provided. Pedestrian access route is along the vehicular lane and is not separated by a curb or other cane detectable warning.

- *Proposed Solution:*

When curb or sidewalk is installed along either street, provide accessible curb ramp.

CBC 2007 **1127B.5.1**
ADAAG **4.7.1**
PROWAG **R304.1**

Unit Cost **$0.00**

Priority
18

		LEFT	RIGHT
Width of Ramp / Pad	(in)	N/A	N/A
Slope of the Ramp / Pad	(%)	N/A	N/A
X Slope of the Ramp / Pad	(%)	N/A	N/A

Stop/Yield Control:	(y/n)	No
Crosswalks Served:		No X-walk
Tee Intersection:	(y/n)	Yes
Vertical Curb:		N/A



SE — No Sidewalk, Curb Ramp Not Required

1110 Pedestrian Access Route

- *As-Built Description:*

No curb, curb ramp, or sidewalk provided. Pedestrian access route is along the vehicular lane and is not separated by a curb or other cane detectable warning.

- *Proposed Solution:*

When curb or sidewalk is installed along either street, provide accessible curb ramp.

CBC 2007 **1127B.5.1**
ADAAG **4.7.1**
PROWAG **R304.1**

Unit Cost **$0.00**

Priority
18

		LEFT	RIGHT
Width of Ramp / Pad	(in)	N/A	N/A
Slope of the Ramp / Pad	(%)	N/A	N/A
X Slope of the Ramp / Pad	(%)	N/A	N/A

Stop/Yield Control:	(y/n)	No
Crosswalks Served:		No X-walk
Tee Intersection:	(y/n)	Yes
Vertical Curb:		N/A



SW No Sidewalk, Curb Ramp Not Required

1111 Pedestrian Access Route

- *As-Built Description:*

No curb, curb ramp, or sidewalk provided. Pedestrian access route is along the vehicular lane and is not separated by a curb or other cane detectable warning.

- *Proposed Solution:*

When curb or sidewalk is installed along either street, provide accessible curb ramp.

CBC 2007 **1127B.5.1**
ADAAG **4.7.1**
PROWAG **R304.1**

Unit Cost **$0.00**

Priority
18

		LEFT	RIGHT
Width of Ramp / Pad	(in)	N/A	N/A
Slope of the Ramp / Pad	(%)	N/A	N/A
X Slope of the Ramp / Pad	(%)	N/A	N/A

Stop/Yield Control:	(y/n)	No
Crosswalks Served:		No X-walk
Tee Intersection:	(y/n)	Yes
Vertical Curb:		N/A



Total Costs for Curb Ramps at : Ave 24 1/4 *and* Rd 15 1/2 $0.00

NE No Sidewalk, Curb Ramp Not Required

1123 Pedestrian Access Route

- *As-Built Description:*

No curb, curb ramp, or sidewalk provided. Pedestrian access route is along the vehicular lane and is not separated by a curb or other cane detectable warning.

- *Proposed Solution:*

When curb or sidewalk is installed along either street, provide accessible curb ramp.

CBC 2007 **1127B.5.1**
ADAAG **4.7.1**
PROWAG **R304.1**

Unit Cost **$0.00**

Priority
18

		LEFT	RIGHT
Width of Ramp / Pad	(in)	N/A	N/A
Slope of the Ramp / Pad	(%)	N/A	N/A
X Slope of the Ramp / Pad	(%)	N/A	N/A

Stop/Yield Control:	(y/n)	No
Crosswalks Served:		No X-walk
Tee Intersection:	(y/n)	No
Vertical Curb:		N/A



NW No Sidewalk, Curb Ramp Not Required

1124 Pedestrian Access Route

- *As-Built Description:*

No curb, curb ramp, or sidewalk provided. Pedestrian access route is along the vehicular lane and is not separated by a curb or other cane detectable warning.

- *Proposed Solution:*

When curb or sidewalk is installed along either street, provide accessible curb ramp.

CBC 2007 **1127B.5.1**
ADAAG **4.7.1**
PROWAG **R304.1**

Unit Cost **$0.00**

Priority
18

		LEFT	RIGHT
Width of Ramp / Pad	(in)	N/A	N/A
Slope of the Ramp / Pad	(%)	N/A	N/A
X Slope of the Ramp / Pad	(%)	N/A	N/A

Stop/Yield Control:	(y/n)	No
Crosswalks Served:		No X-walk
Tee Intersection:	(y/n)	No
Vertical Curb:		N/A



SE No Sidewalk, Curb Ramp Not Required

1122 Pedestrian Access Route

- *As-Built Description:*

No curb, curb ramp, or sidewalk provided. Pedestrian access route is along the vehicular lane and is not separated by a curb or other cane detectable warning.

- *Proposed Solution:*

When curb or sidewalk is installed along either street, provide accessible curb ramp.

CBC 2007 **1127B.5.1**
ADAAG **4.7.1**
PROWAG **R304.1**

Unit Cost **$0.00**

Priority
18

		LEFT	RIGHT
Width of Ramp / Pad	(in)	N/A	N/A
Slope of the Ramp / Pad	(%)	N/A	N/A
X Slope of the Ramp / Pad	(%)	N/A	N/A

Stop/Yield Control:	(y/n)	No
Crosswalks Served:		No X-walk
Tee Intersection:	(y/n)	No
Vertical Curb:		N/A



SW No Sidewalk, Curb Ramp Not Required

1125 Pedestrian Access Route

- *As-Built Description:*

No curb, curb ramp, or sidewalk provided. Pedestrian access route is along the vehicular lane and is not separated by a curb or other cane detectable warning.

- *Proposed Solution:*

When curb or sidewalk is installed along either street, provide accessible curb ramp.

CBC 2007 **1127B.5.1**
ADAAG **4.7.1**
PROWAG **R304.1**

Unit Cost **$0.00**

Priority
18

		LEFT	RIGHT
Width of Ramp / Pad	(in)	N/A	N/A
Slope of the Ramp / Pad	(%)	N/A	N/A
X Slope of the Ramp / Pad	(%)	N/A	N/A

Stop/Yield Control:	(y/n)	No
Crosswalks Served:		No X-walk
Tee Intersection:	(y/n)	No
Vertical Curb:		N/A



Total Costs for Curb Ramps at : **Ave 24 1/4** ***and*** **Rd 16** **$0.00**

Total Costs for Curb Ramps along : **Ave 24 1/4** **$0.00**

Year Completed	Intersection ID	Survey Street	Cross Street
TBD	185	Ave 25	Rd 16

Orientation & ID #	Ramp Type	Existing Access Barrier and Proposed Solution	Codes / Mitigation Info	Measurements

NE — No Sidewalk, Curb Ramp Not Required

1116 Pedestrian Access Route

- *As-Built Description:*
  No curb, curb ramp, or sidewalk provided. Pedestrian access route is along the vehicular lane and is not separated by a curb or other cane detectable warning.
- *Proposed Solution:*
  When curb or sidewalk is installed along either street, provide accessible curb ramp.

CBC 2007 **1127B.5.1**
ADAAG **4.7.1**
PROWAG **R304.1**

Unit Cost **$0.00**

Priority
30

		LEFT	RIGHT
Width of Ramp / Pad	(in)	N/A	N/A
Slope of the Ramp / Pad	(%)	N/A	N/A
X Slope of the Ramp / Pad	(%)	N/A	N/A

Stop/Yield Control:	(y/n)	Yes-Stop Sign
Crosswalks Served:		No X-walk
Tee Intersection:	(y/n)	Yes
Vertical Curb:		N/A



SE — No Sidewalk, Curb Ramp Not Required

1117 Pedestrian Access Route

- *As-Built Description:*
  No curb, curb ramp, or sidewalk provided. Pedestrian access route is along the vehicular lane and is not separated by a curb or other cane detectable warning.
- *Proposed Solution:*
  When curb or sidewalk is installed along either street, provide accessible curb ramp.

CBC 2007 **1127B.5.1**
ADAAG **4.7.1**
PROWAG **R304.1**

Unit Cost **$0.00**

Priority
30

		LEFT	RIGHT
Width of Ramp / Pad	(in)	N/A	N/A
Slope of the Ramp / Pad	(%)	N/A	N/A
X Slope of the Ramp / Pad	(%)	N/A	N/A

Stop/Yield Control:	(y/n)	No
Crosswalks Served:		No X-walk
Tee Intersection:	(y/n)	Yes
Vertical Curb:		N/A



SW No Sidewalk, Curb Ramp Not Required

1118 Pedestrian Access Route

- *As-Built Description:*

No curb, curb ramp, or sidewalk provided. Pedestrian access route is along the vehicular lane and is not separated by a curb or other cane detectable warning.

- *Proposed Solution:*

When curb or sidewalk is installed along either street, provide accessible curb ramp.

CBC 2007 **1127B.5.1**
ADAAG **4.7.1**
PROWAG **R304.1**

Unit Cost **$0.00**

Priority
30

		LEFT	RIGHT
Width of Ramp / Pad	(in)	N/A	N/A
Slope of the Ramp / Pad	(%)	N/A	N/A
X Slope of the Ramp / Pad	(%)	N/A	N/A

Stop/Yield Control:	(y/n)	No
Crosswalks Served:		No X-walk
Tee Intersection:	(y/n)	Yes
Vertical Curb:		N/A



Total Costs for Curb Ramps at : Ave 25 and Rd 16 $0.00

NW No Sidewalk, Curb Ramp Not Required

1121 Pedestrian Access Route

- *As-Built Description:*

No curb, curb ramp, or sidewalk provided. Pedestrian access route is along the vehicular lane and is not separated by a curb or other cane detectable warning.

- *Proposed Solution:*

When curb or sidewalk is installed along either street, provide accessible curb ramp.

CBC 2007 **1127B.5.1**
ADAAG **4.7.1**
PROWAG **R304.1**

Unit Cost **$0.00**

Priority
18

		LEFT	RIGHT
Width of Ramp / Pad	(in)	N/A	N/A
Slope of the Ramp / Pad	(%)	N/A	N/A
X Slope of the Ramp / Pad	(%)	N/A	N/A

Stop/Yield Control:	(y/n)	No
Crosswalks Served:		No X-walk
Tee Intersection:	(y/n)	Yes
Vertical Curb:		N/A



SE No Sidewalk, Curb Ramp Not Required

1119 Pedestrian Access Route

- *As-Built Description:*

No curb, curb ramp, or sidewalk provided. Pedestrian access route is along the vehicular lane and is not separated by a curb or other cane detectable warning.

- *Proposed Solution:*

When curb or sidewalk is installed along either street, provide accessible curb ramp.

CBC 2007 **1127B.5.1**
ADAAG **4.7.1**
PROWAG **R304.1**

Unit Cost **$0.00**

Priority
18

		LEFT	RIGHT
Width of Ramp / Pad	(in)	N/A	N/A
Slope of the Ramp / Pad	(%)	N/A	N/A
X Slope of the Ramp / Pad	(%)	N/A	N/A

Stop/Yield Control:	(y/n)	Yes-Stop Sign
Crosswalks Served:		No X-walk
Tee Intersection:	(y/n)	Yes
Vertical Curb:		N/A



SW No Sidewalk, Curb Ramp Not Required

1120 Pedestrian Access Route

- *As-Built Description:*

No curb, curb ramp, or sidewalk provided. Pedestrian access route is along the vehicular lane and is not separated by a curb or other cane detectable warning.

- *Proposed Solution:*

When curb or sidewalk is installed along either street, provide accessible curb ramp.

CBC 2007 **1127B.5.1**
ADAAG **4.7.1**
PROWAG **R304.1**

Unit Cost **$0.00**

Priority
18

		LEFT	RIGHT
Width of Ramp / Pad	(in)	N/A	N/A
Slope of the Ramp / Pad	(%)	N/A	N/A
X Slope of the Ramp / Pad	(%)	N/A	N/A

Stop/Yield Control:	(y/n)	No
Crosswalks Served:		No X-walk
Tee Intersection:	(y/n)	Yes
Vertical Curb:		N/A



Total Costs for Curb Ramps at : Ave 25 and Rd 16 1/2 **$0.00**

Total Costs for Curb Ramps along : Ave 25 **$0.00**

Year Completed	Intersection ID	Survey Street	Cross Street
TBD	**415**	**Ave 26**	

Orientation & ID #	Ramp Type	Existing Access Barrier and Proposed Solution	Codes / Mitigation Info	Measurements

N **No Sidewalk, Curb Ramp Not Required**

357 Pedestrian Access Route

- *As-Built Description:*

No curb, curb ramp, or sidewalk provided. Pedestrian access route is along the vehicular lane and is not separated by a curb or other cane detectable warning.

- *Proposed Solution:*

When curb or sidewalk is installed along either street, provide accessible curb ramp.

CBC 2007 **1127B.5.1**
ADAAG **4.7.1**
PROWAG **R304.1**

Unit Cost **$0.00**

Priority
18

		LEFT	RIGHT
Width of Ramp / Pad	(in)	N/A	N/A
Slope of the Ramp / Pad	(%)	N/A	N/A
X Slope of the Ramp / Pad	(%)	N/A	N/A

Stop/Yield Control:	(y/n)	No
Crosswalks Served:		No X-walk
Tee Intersection:	(y/n)	Yes
Vertical Curb:		N/A



N **No Sidewalk, Curb Ramp Not Required**

575 Pedestrian Access Route

- *As-Built Description:*

No curb, curb ramp, or sidewalk provided. Pedestrian access route is along the vehicular lane and is not separated by a curb or other cane detectable warning.

- *Proposed Solution:*

When curb or sidewalk is installed along either street, provide accessible curb ramp.

CBC 2007 **1127B.5.1**
ADAAG **4.7.1**
PROWAG **R304.1**

Unit Cost **$0.00**

Priority
28

		LEFT	RIGHT
Width of Ramp / Pad	(in)	N/A	N/A
Slope of the Ramp / Pad	(%)	N/A	N/A
X Slope of the Ramp / Pad	(%)	N/A	N/A

Stop/Yield Control:	(y/n)	No
Crosswalks Served:		No X-walk
Tee Intersection:	(y/n)	Yes
Vertical Curb:		Vertical



S Island-Cut Through

577 Islands

CBC 2016 **11B-406.6**

Unit Cost **$10000.00**

Priority **18**

- *As-Built Description:*

Raised islands in crossings shall be cut through level with the street or have curb ramps at both sides. The clear width of the accessible route at island cut-throughs or island perpendiculars shall be 60 inches (1524 mm) wide minimum.

- *As-is* 48.0"
- *Proposed Solution:*

Demolish and provide a 60" minimum wide walkway at the cut-through, refuge island, island perpendicular, or median.





Width of Ramp / Pad	(in)	**48.0**
Length of Ramp / Pad	(in)	135.0
Slope of the Ramp / Pad	(%)	0.2
X Slope of the Ramp / Pad	(%)	0.2
Gutter Slope	(%)	0.0
Gutter XSlope	(%)	0.9
Gutter Lip	(in)	0.0
Truncated Domes	(y/n)	**NO**
Street Grade (Left / Right)	(%)	0.6 1.0
Stop/Yield Control:	(y/n)	Yes-Stop Sign
Within Crosswalk	(y/n)	YES
Crosswalks Served:		1 X-walk
Tee Intersection:	(y/n)	Yes
Vertical Curb:		Vertical

SE Perpendicular

355 Gutter

CBC 2016 **11B-406.5.8**
CBC 2007 **1127B.5.3**
ADAAG **4.7.2**
ADA-2010 **406.2**
PROWAG **R304.5.4**

Unit Cost **$3000.00**

Priority **18**

- *As-Built Description:*

The slope of the gutter area or street at the foot of a curb ramp, blended transition, pedestrian pad, or island cut through exceeds 1:20 (5%) in the direction of the pedestrian crossing.

- *As-is* 8.9%
- *Proposed Solution:*

Demolish gutter or street area as required and provide 48" x 48" area at foot of curb ramp, blended transition, pedestrian pad, or island cut through with slope no greater than 5%.





Width of Ramp / Pad	(in)	48.0
Length of Ramp / Pad	(in)	75.0
Slope of the Ramp / Pad	(%)	7.1
X Slope of the Ramp / Pad	(%)	0.8
Top Landing Length	(in)	48.0
Top Landing Slope	(%)	0.2
Top Landing X Slope	(%)	0.3
Left Flare	(%)	6.6
Right Flare	(%)	6.2
Gutter Slope	(%)	**8.9**
Gutter XSlope	(%)	0.5
Gutter Lip	(in)	0.0
Truncated Domes	(y/n)	**Not Contrasting**
Dome Setback	(in)	6.0
Street Grade (Left / Right)	(%)	0.9 1.0
Stop/Yield Control:	(y/n)	Yes-Stop Sign
Within Crosswalk	(y/n)	Faded
Crosswalks Served:		1 X-walk
Tee Intersection:	(y/n)	Yes
Vertical Curb:		Vertical

SE Perpendicular

576 Ramp Landing

- *As-Built Description:*

Cross slope at top landing of existing perpendicular curb ramp exceeds 2%.

- *As-is* 2.4%
- *Proposed Solution:*

Demolish existing and provide new, perpendicular curb ramp, including detectable warning surfaces, and top and bottom landings as required.

CBC 2016 **11B-406.5.3**
CBC 2007 **1127B.5.4**
ADAAG **4.8.4; 4.8.6**
ADA-2010 **405.7**
PROWAG **R304.5.3**

Unit Cost **$3250.00**

Priority
25.5

Width of Ramp / Pad	(in)	48.0
Length of Ramp / Pad	(in)	65.0
Slope of the Ramp / Pad	(%)	7.7
X Slope of the Ramp / Pad	(%)	0.3
Top Landing Length	(in)	48.0
Top Landing Slope	(%)	2.0
Top Landing X Slope	(%)	**2.4**
Left Flare	(%)	9.1
Right Flare	(%)	9.2
Gutter Slope	(%)	1.5
Gutter XSlope	(%)	**3.3**
Gutter Lip	(in)	0.0
Truncated Domes	(y/n)	YES
Dome Setback	(in)	8.0
Street Grade (Left / Right)	(%)	1.0 3.2
Stop/Yield Control:	(y/n)	Yes-Stop Sign
Within Crosswalk	(y/n)	YES
Crosswalks Served:		1 X-walk
Tee Intersection:	(y/n)	Yes
Vertical Curb:		Vertical





SW Perpendicular

356 Gutter

- *As-Built Description:*

The slope of the gutter area or street at the foot of a curb ramp, blended transition, pedestrian pad, or island cut through exceeds 1:20 (5%) in the direction of the pedestrian crossing.

- *As-is* 10.4%
- *Proposed Solution:*

Demolish gutter or street area as required and provide 48" x 48" area at foot of curb ramp, blended transition, pedestrian pad, or island cut through with slope no greater than 5%.

CBC 2016 **11B-406.5.8**
CBC 2007 **1127B.5.3**
ADAAG **4.7.2**
ADA-2010 **406.2**
PROWAG **R304.5.4**

Unit Cost **$3000.00**

Priority
18

Width of Ramp / Pad	(in)	48.0
Length of Ramp / Pad	(in)	86.0
Slope of the Ramp / Pad	(%)	6.3
X Slope of the Ramp / Pad	(%)	0.4
Top Landing Length	(in)	48.0
Top Landing Slope	(%)	0.3
Top Landing X Slope	(%)	0.8
Left Flare	(%)	6.9
Right Flare	(%)	6.5
Gutter Slope	(%)	**10.4**
Gutter XSlope	(%)	0.1
Gutter Lip	(in)	0.0
Truncated Domes	(y/n)	**Not Contrasting**
Dome Setback	(in)	6.0
Street Grade (Left / Right)	(%)	1.0 0.8
Stop/Yield Control:	(y/n)	No
Within Crosswalk	(y/n)	Faded
Crosswalks Served:		1 X-walk
Tee Intersection:	(y/n)	Yes
Vertical Curb:		Vertical





SW Perpendicular

578 Gutter

- *As-Built Description:*

The slope of the gutter area or street at the foot of a curb ramp, blended transition, pedestrian pad, or island cut through exceeds 1:20 (5%) in the direction of the pedestrian crossing.

- *As-is* 5.1%
- *Proposed Solution:*

Demolish gutter or street area as required and provide 48" x 48" area at foot of curb ramp, blended transition, pedestrian pad, or island cut through with slope no greater than 5%.

CBC 2016 **11B-406.5.8**
CBC 2007 **1127B.5.3**
ADAAG **4.7.2**
ADA-2010 **406.2**
PROWAG **R304.5.4**

Unit Cost **$3000.00**

Priority
23

Width of Ramp / Pad	(in)	48.0
Length of Ramp / Pad	(in)	92.0
Slope of the Ramp / Pad	(%)	6.0
X Slope of the Ramp / Pad	(%)	1.6
Top Landing Length	(in)	48.0
Top Landing Slope	(%)	1.5
Top Landing X Slope	(%)	0.7
Left Flare	(%)	8.6
Right Flare	(%)	9.5
Gutter Slope	(%)	**5.1**
Gutter XSlope	(%)	**2.2**
Gutter Lip	(in)	0.0
Truncated Domes	(y/n)	YES
Dome Setback	(in)	8.0
Street Grade (Left / Right)	(%)	0.6 0.1
Stop/Yield Control:	(y/n)	No
Within Crosswalk	(y/n)	YES
Crosswalks Served:		1 X-walk
Tee Intersection:	(y/n)	Yes
Vertical Curb:		Vertical





Total Costs for Curb Ramps at : Ave 26 and $22,250.00

N No Sidewalk, Curb Ramp Not Required

582 Pedestrian Access Route

- *As-Built Description:*

No curb, curb ramp, or sidewalk provided. Pedestrian access route is along the vehicular lane and is not separated by a curb or other cane detectable warning.

- *Proposed Solution:*

When curb or sidewalk is installed along either street, provide accessible curb ramp.

CBC 2007 **1127B.5.1**
ADAAG **4.7.1**
PROWAG **R304.1**

Unit Cost **$0.00**

Priority
28

		LEFT	RIGHT
Width of Ramp / Pad	(in)	N/A	N/A
Slope of the Ramp / Pad	(%)	N/A	N/A
X Slope of the Ramp / Pad	(%)	N/A	N/A
Stop/Yield Control:	(y/n)	No	
Crosswalks Served:		No X-walk	
Tee Intersection:	(y/n)	Yes	
Vertical Curb:		N/A	



SE Perpendicular

584 Ramp Landing

- *As-Built Description:*

Top landing at existing perpendicular curb ramp or blended transition is less than 48" x 48" (60" length x ramp width preferred).

- *As-is* 0.0"
- *Proposed Solution:*

Demolish existing and provide new, parallel curb ramp, including detectable warning surfaces, and top and bottom landings as required.

CBC 2016 **11B-406.5.3**
CBC 2007 **1127B.5.4**
ADAAG **4.8.4**
ADA-2010 **405.7**
PROWAG **R304.2.1**

Unit Cost **$7000.00**

Priority
42

Width of Ramp / Pad	(in)	48.0
Length of Ramp / Pad	(in)	151.0
Slope of the Ramp / Pad	(%)	4.0
X Slope of the Ramp / Pad	(%)	0.1
Top Landing Length	(in)	**0.0**
Top Landing Slope	(%)	N/A
Top Landing X Slope	(%)	N/A
Left Flare	(%)	8.3
Right Flare	(%)	5.4
Gutter Slope	(%)	**10.8**
Gutter XSlope	(%)	1.3
Gutter Lip	(in)	**0.5**
Truncated Domes	(y/n)	**NO**
Street Grade (Left / Right)	(%)	0.0 3.1
Stop/Yield Control:	(y/n)	Yes-Stop Sign
Crosswalks Served:		No X-walk
Tee Intersection:	(y/n)	Yes
Vertical Curb:		Vertical





SW Perpendicular

583 Gutter

- *As-Built Description:*

The slope of the gutter area or street at the foot of a curb ramp, blended transition, pedestrian pad, or island cut through exceeds 1:20 (5%) in the direction of the pedestrian crossing.

- *As-is* 5.9%
- *Proposed Solution:*

Demolish gutter or street area as required and provide 48" x 48" area at foot of curb ramp, blended transition, pedestrian pad, or island cut through with slope no greater than 5%.

CBC 2016 **11B-406.5.8**
CBC 2007 **1127B.5.3**
ADAAG **4.7.2**
ADA-2010 **406.2**
PROWAG **R304.5.4**

Unit Cost **$3000.00**

Priority
33

Width of Ramp / Pad	(in)	48.0
Length of Ramp / Pad	(in)	98.0
Slope of the Ramp / Pad	(%)	5.5
X Slope of the Ramp / Pad	(%)	1.4
Top Landing Length	(in)	48.0
Top Landing Slope	(%)	1.8
Top Landing X Slope	(%)	0.4
Left Flare	(%)	5.7
Right Flare	(%)	7.9
Gutter Slope	(%)	**5.9**
Gutter XSlope	(%)	**3.6**
Gutter Lip	(in)	**0.25**
Truncated Domes	(y/n)	**NO**
Street Grade (Left / Right)	(%)	0.1 4.2
Stop/Yield Control:	(y/n)	No
Crosswalks Served:		No X-walk
Tee Intersection:	(y/n)	Yes
Vertical Curb:		Vertical





Total Costs for Curb Ramps at : Ave 26 and Carlyle Way **$10,000.00**

N No Sidewalk, Curb Ramp Not Required

358 Pedestrian Access Route

- *As-Built Description:*

No curb, curb ramp, or sidewalk provided. Pedestrian access route is along the vehicular lane and is not separated by a curb or other cane detectable warning.

- *Proposed Solution:*

When curb or sidewalk is installed along either street, provide accessible curb ramp.

CBC 2007 **1127B.5.1**
ADAAG **4.7.1**
PROWAG **R304.1**

Unit Cost **$0.00**

Priority
18

		LEFT	RIGHT
Width of Ramp / Pad	(in)	N/A	N/A
Slope of the Ramp / Pad	(%)	N/A	N/A
X Slope of the Ramp / Pad	(%)	N/A	N/A
Stop/Yield Control:	(y/n)	No	
Crosswalks Served:		No X-walk	
Tee Intersection:	(y/n)	Yes	
Vertical Curb:		N/A	



S Island-Cut Through

360 Detectable Warnings

- *As-Built Description:*

Detectable warning surface not provided where a curb ramp, landing, blended transition, pedestrian pad, or island cut through connects to a street.

- *Proposed Solution:*

Install a truncated dome surface that extends the full width and depth (36" min.) of the curb ramp, landing, blended transition, pedestrian pad, or island cut through excluding the flared sides, inside the grooved border.

CBC 2016 **11B-705.1.2.2**
CBC 2007 **1127B.5.7**
ADAAG **4.7.7**
ADA-2010 **705.1**
PROWAG **R305.1**

Unit Cost **$2500.00**

Priority
8

Width of Ramp / Pad	(in)	60.0	
Length of Ramp / Pad	(in)	192.0	
Slope of the Ramp / Pad	(%)	0.6	
X Slope of the Ramp / Pad	(%)	0.1	
Gutter Slope	(%)	4.6	
Gutter XSlope	(%)	0.9	
Gutter Lip	(in)	0.0	
Truncated Domes	(y/n)	NO	
Street Grade (Left / Right)	(%)	0.4	1.1
Stop/Yield Control:	(y/n)	No	
Crosswalks Served:		No X-walk	
Tee Intersection:	(y/n)	Yes	
Vertical Curb:		Vertical	





SE Perpendicular

359 Gutter

- *As-Built Description:*

The slope of the gutter area or street at the foot of a curb ramp, blended transition, pedestrian pad, or island cut through exceeds 1:20 (5%) in the direction of the pedestrian crossing.

- *As-is* 7.7%
- *Proposed Solution:*

Demolish gutter or street area as required and provide 48" x 48" area at foot of curb ramp, blended transition, pedestrian pad, or island cut through with slope no greater than 5%.

CBC 2016 **11B-406.5.8**
CBC 2007 **1127B.5.3**
ADAAG **4.7.2**
ADA-2010 **406.2**
PROWAG **R304.5.4**

Unit Cost **$3000.00**

Priority
19.5

Width of Ramp / Pad	(in)	48.0
Length of Ramp / Pad	(in)	82.0
Slope of the Ramp / Pad	(%)	7.2
X Slope of the Ramp / Pad	(%)	0.7
Top Landing Length	(in)	48.0
Top Landing Slope	(%)	0.5
Top Landing X Slope	(%)	0.3
Left Flare	(%)	10.0
Right Flare	(%)	**10.9**
Gutter Slope	(%)	**7.7**
Gutter XSlope	(%)	1.2
Gutter Lip	(in)	0.0
Truncated Domes	(y/n)	**Not Contrasting**
Dome Setback	(in)	6.0
Street Grade (Left / Right)	(%)	0.6 0.6
Stop/Yield Control:	(y/n)	Yes-Stop Sign
Crosswalks Served:		No X-walk
Tee Intersection:	(y/n)	Yes
Vertical Curb:		Vertical





SW Perpendicular

361 Gutter

- *As-Built Description:*

The slope of the gutter area or street at the foot of a curb ramp, blended transition, pedestrian pad, or island cut through exceeds 1:20 (5%) in the direction of the pedestrian crossing.

- *As-is* 8.6%
- *Proposed Solution:*

Demolish gutter or street area as required and provide 48" x 48" area at foot of curb ramp, blended transition, pedestrian pad, or island cut through with slope no greater than 5%.

CBC 2016 **11B-406.5.8**
CBC 2007 **1127B.5.3**
ADAAG **4.7.2**
ADA-2010 **406.2**
PROWAG **R304.5.4**

Unit Cost **$3000.00**

Priority
19.5

Width of Ramp / Pad	(in)	48.0
Length of Ramp / Pad	(in)	83.5
Slope of the Ramp / Pad	(%)	5.6
X Slope of the Ramp / Pad	(%)	1.9
Top Landing Length	(in)	48.0
Top Landing Slope	(%)	0.5
Top Landing X Slope	(%)	0.8
Left Flare	(%)	9.5
Right Flare	(%)	9.1
Gutter Slope	(%)	**8.6**
Gutter XSlope	(%)	1.5
Gutter Lip	(in)	0.0
Truncated Domes	(y/n)	**NO**
Street Grade (Left / Right)	(%)	0.7 0.1
Stop/Yield Control:	(y/n)	No
Crosswalks Served:		No X-walk
Tee Intersection:	(y/n)	Yes
Vertical Curb:		Vertical





Total Costs for Curb Ramps at : Ave 26 and Clubhouse Dr **$8,500.00**

N No Sidewalk, Curb Ramp Not Required

353 Pedestrian Access Route

- *As-Built Description:*

No curb, curb ramp, or sidewalk provided. Pedestrian access route is along the vehicular lane and is not separated by a curb or other cane detectable warning.

- *Proposed Solution:*

When curb or sidewalk is installed along either street, provide accessible curb ramp.

CBC 2007 **1127B.5.1**
ADAAG **4.7.1**
PROWAG **R304.1**

Unit Cost **$0.00**

Priority
18

		LEFT	RIGHT
Width of Ramp / Pad	(in)	N/A	N/A
Slope of the Ramp / Pad	(%)	N/A	N/A
X Slope of the Ramp / Pad	(%)	N/A	N/A

Stop/Yield Control:	(y/n)	No
Crosswalks Served:		No X-walk
Tee Intersection:	(y/n)	Yes
Vertical Curb:		N/A



SE Perpendicular

352 Gutter

- *As-Built Description:*

The slope of the gutter area or street at the foot of a curb ramp, blended transition, pedestrian pad, or island cut through exceeds 1:20 (5%) in the direction of the pedestrian crossing.

- *As-is* 8.3%
- *Proposed Solution:*

Demolish gutter or street area as required and provide 48" x 48" area at foot of curb ramp, blended transition, pedestrian pad, or island cut through with slope no greater than 5%.

CBC 2016 **11B-406.5.8**
CBC 2007 **1127B.5.3**
ADAAG **4.7.2**
ADA-2010 **406.2**
PROWAG **R304.5.4**

Unit Cost **$3000.00**

Priority
15.5

Width of Ramp / Pad	(in)	48.0
Length of Ramp / Pad	(in)	80.0
Slope of the Ramp / Pad	(%)	7.5
X Slope of the Ramp / Pad	(%)	0.8
Top Landing Length	(in)	48.0
Top Landing Slope	(%)	0.2
Top Landing X Slope	(%)	0.1

Left Flare	(%)	8.7
Right Flare	(%)	6.5
Gutter Slope	(%)	**8.3**
Gutter XSlope	(%)	0.5
Gutter Lip	(in)	0.0
Truncated Domes	(y/n)	**Not Contrasting**
Dome Setback	(in)	6.0

Street Grade (Left / Right)	(%)	2.3	0.2
Stop/Yield Control:	(y/n)	Yes-Stop Sign	
Within Crosswalk	(y/n)	YES	
Crosswalks Served:		1 X-walk	
Tee Intersection:	(y/n)	Yes	
Vertical Curb:		Vertical	





SW Perpendicular

354 Gutter

- *As-Built Description:*

The slope of the gutter area or street at the foot of a curb ramp, blended transition, pedestrian pad, or island cut through exceeds 1:20 (5%) in the direction of the pedestrian crossing.

- *As-is* 6.4%
- *Proposed Solution:*

Demolish gutter or street area as required and provide 48" x 48" area at foot of curb ramp, blended transition, pedestrian pad, or island cut through with slope no greater than 5%.

CBC 2016 **11B-406.5.8**
CBC 2007 **1127B.5.3**
ADAAG **4.7.2**
ADA-2010 **406.2**
PROWAG **R304.5.4**

Unit Cost **$3000.00**

Priority
13





Width of Ramp / Pad	(in)	48.0
Length of Ramp / Pad	(in)	82.0
Slope of the Ramp / Pad	(%)	5.9
X Slope of the Ramp / Pad	(%)	0.6
Top Landing Length	(in)	48.0
Top Landing Slope	(%)	1.4
Top Landing X Slope	(%)	0.5
Left Flare	(%)	6.4
Right Flare	(%)	9.9
Gutter Slope	(%)	**6.4**
Gutter XSlope	(%)	0.5
Gutter Lip	(in)	0.0
Truncated Domes	(y/n)	**Not Contrasting**
Dome Setback	(in)	6.0
Street Grade (Left / Right)	(%)	0.2 1.4
Stop/Yield Control:	(y/n)	No
Within Crosswalk	(y/n)	YES
Crosswalks Served:		1 X-walk
Tee Intersection:	(y/n)	Yes
Vertical Curb:		Vertical

Total Costs for Curb Ramps at : Ave 26 and Golf Dr W $6,000.00

ESE Perpendicular

564 Ramp Slope

- *As-Built Description:*

Running slope of existing perpendicular curb ramp is less than 5% or greater than 8.3%.

- *As-is* 10.6%
- *Proposed Solution:*

Demolish existing and provide new, perpendicular curb ramp, including detectable warning surfaces, and top and bottom landings as required.

CBC 2016 **11B-406.2.1**
CBC 2007 **1127B.5.3**
ADAAG **4.7.2; 4.8.2**
ADA-2010 **405.2**
PROWAG **R304.2.2**

Unit Cost **$6500.00**

Priority
49





Width of Ramp / Pad	(in)	48.0
Length of Ramp / Pad	(in)	64.0
Slope of the Ramp / Pad	(%)	**10.6**
X Slope of the Ramp / Pad	(%)	0.5
Top Landing Length	(in)	48.0
Top Landing Slope	(%)	1.5
Top Landing X Slope	(%)	0.1
Left Flare	(%)	**10.9**
Right Flare	(%)	8.9
Gutter Slope	(%)	**9.8**
Gutter XSlope	(%)	1.2
Gutter Lip	(in)	0.0
Truncated Domes	(y/n)	YES
Dome Setback	(in)	8.0
Street Grade (Left / Right)	(%)	2.4 1.0
Stop/Yield Control:	(y/n)	Yes-Stop Sign
Within Crosswalk	(y/n)	YES
Crosswalks Served:		1 X-walk
Tee Intersection:	(y/n)	No
Vertical Curb:		Vertical

NE Parallel

568 Ramp Cross Slope

CBC 2016 **11B-406.5.7**
ADAAG **4.8.6**
PROWAG **R304.5.3**

- *As-Built Description:*
  Cross slope of existing parallel curb ramp exceeds 2%.
- *As-is* Right: 2.7%
- *Proposed Solution:*
  Demolish existing and provide new parallel curb ramp including detectable warning surfaces, and top and bottom landings as required.

Unit Cost **$7000.00**

Priority
36





		LEFT	RIGHT
Width of Ramp / Pad	(in)	65.0	73.0
Length of Ramp / Pad	(in)	108.0	109.0
Slope of the Ramp / Pad	(%)	5.7	5.6
X Slope of the Ramp / Pad	(%)	1.5	**2.7**
Top Landing Length	(in)	48.0	48.0
Top Landing Slope	(%)	0.9	1.2
Top Landing X Slope	(%)	1.3	1.9
Bottom Landing Length	(in)	48.0	
Bottom Landing Slope	(%)	**2.7**	
Bottom Landing X Slope	(%)	0.9	
Gutter Slope	(%)	**5.8**	
Gutter XSlope	(%)	0.0	
Gutter Lip	(in)	0.0	
Truncated Domes	(y/n)	YES	
Dome Setback	(in)	**8.0**	
Street Grade (Left / Right)	(%)	2.2	2.1
Stop/Yield Control:	(y/n)	Yes-Stop Sign	
Within Crosswalk	(y/n)	YES	
Crosswalks Served:		1 X-walk	
Tee Intersection:	(y/n)	No	
Vertical Curb:		Vertical	

NW Parallel

567 Detectable Warning Surface

CBC 2016 **11B-705.1.2.2**
ADAAG **4.7.7, 4.29.1&2**
ADA-2010 **705.1**

- *As-Built Description:*
  The detectable warning surface is not located between 6" - 8" from the curb line on a curb ramp or at the edges on a pedestrian island, cut-through island, pedestrian pad, perpendicular curb ramp or blended transition. (0" from curb line on a parallel curb ramp.)
- *As-is* 8.0"
- *Proposed Solution:*
  Relocate the detectable warning surface.

Unit Cost **$500.00**

Priority
33





		LEFT	RIGHT
Width of Ramp / Pad	(in)	77.0	69.0
Length of Ramp / Pad	(in)	110.0	109.5
Slope of the Ramp / Pad	(%)	7.2	6.5
X Slope of the Ramp / Pad	(%)	0.9	1.5
Top Landing Length	(in)	48.0	48.0
Top Landing Slope	(%)	1.9	**3.9**
Top Landing X Slope	(%)	0.6	1.6
Bottom Landing Length	(in)	48.0	
Bottom Landing Slope	(%)	1.3	
Bottom Landing X Slope	(%)	1.1	
Gutter Slope	(%)	1.6	
Gutter XSlope	(%)	1.2	
Gutter Lip	(in)	0.0	
Truncated Domes	(y/n)	YES	
Dome Setback	(in)	**8.0**	
Street Grade (Left / Right)	(%)	1.3	1.5
Stop/Yield Control:	(y/n)	Yes-Stop Sign	
Within Crosswalk	(y/n)	YES	
Crosswalks Served:		1 X-walk	
Tee Intersection:	(y/n)	No	
Vertical Curb:		Vertical	

SSE Perpendicular

565 Ramp Slope

- *As-Built Description:*

Running slope of existing perpendicular curb ramp is less than 5% or greater than 8.3%.

- *As-is* 9.6%
- *Proposed Solution:*

Demolish existing and provide new, perpendicular curb ramp, including detectable warning surfaces, and top and bottom landings as required.

CBC 2016 **11B-406.2.1**
CBC 2007 **1127B.5.3**
ADAAG **4.7.2; 4.8.2**
ADA-2010 **405.2**
PROWAG **R304.2.2**

Unit Cost **$6500.00**

Priority
56





Width of Ramp / Pad	(in)	48.0
Length of Ramp / Pad	(in)	59.0
Slope of the Ramp / Pad	(%)	**9.6**
X Slope of the Ramp / Pad	(%)	**3.0**
Top Landing Length	(in)	48.0
Top Landing Slope	(%)	0.5
Top Landing X Slope	(%)	1.5
Left Flare	(%)	9.3
Right Flare	(%)	6.7
Gutter Slope	(%)	**7.2**
Gutter XSlope	(%)	**9.2**
Gutter Lip	(in)	**0.5**
Truncated Domes	(y/n)	YES
Dome Setback	(in)	8.0
Street Grade (Left / Right)	(%)	2.4 1.0
Stop/Yield Control:	(y/n)	Yes-Stop Sign
Within Crosswalk	(y/n)	YES
Crosswalks Served:		1 X-walk
Tee Intersection:	(y/n)	No
Vertical Curb:		Vertical

SW Perpendicular

566 Gutter

- *As-Built Description:*

The slope of the gutter area or street at the foot of a curb ramp, blended transition, pedestrian pad, or island cut through exceeds 1:20 (5%) in the direction of the pedestrian crossing.

- *As-is* 11.1%
- *Proposed Solution:*

Demolish gutter or street area as required and provide 48" x 48" area at foot of curb ramp, blended transition, pedestrian pad, or island cut through with slope no greater than 5%.

CBC 2016 **11B-406.5.8**
CBC 2007 **1127B.5.3**
ADAAG **4.7.2**
ADA-2010 **406.2**
PROWAG **R304.5.4**

Unit Cost **$3000.00**

Priority
31





Width of Ramp / Pad	(in)	48.0
Length of Ramp / Pad	(in)	105.0
Slope of the Ramp / Pad	(%)	4.6
X Slope of the Ramp / Pad	(%)	0.3
Top Landing Length	(in)	48.0
Top Landing Slope	(%)	1.3
Top Landing X Slope	(%)	1.0
Left Flare	(%)	5.4
Right Flare	(%)	8.0
Gutter Slope	(%)	**11.1**
Gutter XSlope	(%)	0.9
Gutter Lip	(in)	**0.5**
Truncated Domes	(y/n)	**Not Contrasting**
Dome Setback	(in)	8.0
Street Grade (Left / Right)	(%)	0.5 0.2
Stop/Yield Control:	(y/n)	Yes-Stop Sign
Within Crosswalk	(y/n)	YES
Crosswalks Served:		2 X-walk
Tee Intersection:	(y/n)	No
Vertical Curb:		Vertical

Total Costs for Curb Ramps at : Ave 26 and N Fig Tree Blvd **$23,500.00**

N No Sidewalk, Curb Ramp Not Required

579 Pedestrian Access Route

- *As-Built Description:*

No curb, curb ramp, or sidewalk provided. Pedestrian access route is along the vehicular lane and is not separated by a curb or other cane detectable warning.

- *Proposed Solution:*

When curb or sidewalk is installed along either street, provide accessible curb ramp.

CBC 2007 **1127B.5.1**
ADAAG **4.7.1**
PROWAG **R304.1**

Unit Cost **$0.00**

Priority
28

		LEFT	RIGHT
Width of Ramp / Pad	(in)	N/A	N/A
Slope of the Ramp / Pad	(%)	N/A	N/A
X Slope of the Ramp / Pad	(%)	N/A	N/A

Stop/Yield Control:	(y/n)	No
Crosswalks Served:		No X-walk
Tee Intersection:	(y/n)	Yes
Vertical Curb:		N/A



SE Perpendicular

581 Gutter

- *As-Built Description:*

The slope of the gutter area or street at the foot of a curb ramp, blended transition, pedestrian pad, or island cut through exceeds 1:20 (5%) in the direction of the pedestrian crossing.

- *As-is* 9.6%
- *Proposed Solution:*

Demolish gutter or street area as required and provide 48" x 48" area at foot of curb ramp, blended transition, pedestrian pad, or island cut through with slope no greater than 5%.

CBC 2016 **11B-406.5.8**
CBC 2007 **1127B.5.3**
ADAAG **4.7.2**
ADA-2010 **406.2**
PROWAG **R304.5.4**

Unit Cost **$3000.00**

Priority
43

Width of Ramp / Pad	(in)	48.5
Length of Ramp / Pad	(in)	91.0
Slope of the Ramp / Pad	(%)	7.5
X Slope of the Ramp / Pad	(%)	1.8
Top Landing Length	(in)	48.0
Top Landing Slope	(%)	0.9
Top Landing X Slope	(%)	1.9

Left Flare	(%)	8.5
Right Flare	(%)	6.7
Gutter Slope	(%)	**9.6**
Gutter XSlope	(%)	0.6
Gutter Lip	(in)	**0.5**
Truncated Domes	(y/n)	**NO**

Street Grade (Left / Right)	(%)	2.0	1.5
Stop/Yield Control:	(y/n)	Yes-Stop Sign	
Crosswalks Served:		No X-walk	
Tee Intersection:	(y/n)	Yes	
Vertical Curb:		Vertical	





SW No Sidewalk, Curb Ramp Not Required

580 Pedestrian Access Route

- *As-Built Description:*

No curb, curb ramp, or sidewalk provided. Pedestrian access route is along the vehicular lane and is not separated by a curb or other cane detectable warning.

- *Proposed Solution:*

When curb or sidewalk is installed along either street, provide accessible curb ramp.

CBC 2007 **1127B.5.1**
ADAAG **4.7.1**
PROWAG **R304.1**

Unit Cost **$0.00**

Priority
28

		LEFT	RIGHT
Width of Ramp / Pad	(in)	N/A	N/A
Slope of the Ramp / Pad	(%)	N/A	N/A
X Slope of the Ramp / Pad	(%)	N/A	N/A

Stop/Yield Control:	(y/n)	No
Crosswalks Served:		No X-walk
Tee Intersection:	(y/n)	Yes
Vertical Curb:		N/A



Total Costs for Curb Ramps at : Ave 26 and Robertson Blvd $3,000.00

N No Sidewalk, Curb Ramp Not Required

572 Pedestrian Access Route

- *As-Built Description:*

No curb, curb ramp, or sidewalk provided. Pedestrian access route is along the vehicular lane and is not separated by a curb or other cane detectable warning.

- *Proposed Solution:*

When curb or sidewalk is installed along either street, provide accessible curb ramp.

CBC 2007 **1127B.5.1**
ADAAG **4.7.1**
PROWAG **R304.1**

Unit Cost **$0.00**

Priority
40

		LEFT	RIGHT
Width of Ramp / Pad	(in)	N/A	N/A
Slope of the Ramp / Pad	(%)	N/A	N/A
X Slope of the Ramp / Pad	(%)	N/A	N/A

Stop/Yield Control:	(y/n)	No
Crosswalks Served:		No X-walk
Tee Intersection:	(y/n)	Yes
Vertical Curb:		N/A



SE Perpendicular

574 Gutter

- *As-Built Description:*

The slope of the gutter area or street at the foot of a curb ramp, blended transition, pedestrian pad, or island cut through exceeds 1:20 (5%) in the direction of the pedestrian crossing.

- *As-is* 6.4%
- *Proposed Solution:*

Demolish gutter or street area as required and provide 48" x 48" area at foot of curb ramp, blended transition, pedestrian pad, or island cut through with slope no greater than 5%.

CBC 2016 **11B-406.5.8**
CBC 2007 **1127B.5.3**
ADAAG **4.7.2**
ADA-2010 **406.2**
PROWAG **R304.5.4**

Unit Cost **$3000.00**

Priority
35

Width of Ramp / Pad	(in)	48.0
Length of Ramp / Pad	(in)	83.5
Slope of the Ramp / Pad	(%)	6.2
X Slope of the Ramp / Pad	(%)	1.5
Top Landing Length	(in)	48.0
Top Landing Slope	(%)	1.3
Top Landing X Slope	(%)	1.5
Left Flare	(%)	6.0
Right Flare	(%)	7.6
Gutter Slope	(%)	**6.4**
Gutter XSlope	(%)	0.4
Gutter Lip	(in)	0.0
Truncated Domes	(y/n)	YES
Dome Setback	(in)	8.0
Street Grade (Left / Right)	(%)	1.2 1.9
Stop/Yield Control:	(y/n)	Yes-Stop Sign
Crosswalks Served:		No X-walk
Tee Intersection:	(y/n)	Yes
Vertical Curb:		Vertical





SW Perpendicular

573 Gutter

- *As-Built Description:*

The slope of the gutter area or street at the foot of a curb ramp, blended transition, pedestrian pad, or island cut through exceeds 1:20 (5%) in the direction of the pedestrian crossing.

- *As-is* 7.1%
- *Proposed Solution:*

Demolish gutter or street area as required and provide 48" x 48" area at foot of curb ramp, blended transition, pedestrian pad, or island cut through with slope no greater than 5%.

CBC 2016 **11B-406.5.8**
CBC 2007 **1127B.5.3**
ADAAG **4.7.2**
ADA-2010 **406.2**
PROWAG **R304.5.4**

Unit Cost **$3000.00**

Priority
25.5

Width of Ramp / Pad	(in)	48.0
Length of Ramp / Pad	(in)	82.0
Slope of the Ramp / Pad	(%)	7.3
X Slope of the Ramp / Pad	(%)	1.1
Top Landing Length	(in)	48.0
Top Landing Slope	(%)	1.9
Top Landing X Slope	(%)	0.7
Left Flare	(%)	9.4
Right Flare	(%)	8.4
Gutter Slope	(%)	**7.1**
Gutter XSlope	(%)	0.5
Gutter Lip	(in)	0.0
Truncated Domes	(y/n)	YES
Dome Setback	(in)	8.0
Street Grade (Left / Right)	(%)	1.6 1.0
Stop/Yield Control:	(y/n)	No
Within Crosswalk	(y/n)	YES
Crosswalks Served:		1 X-walk
Tee Intersection:	(y/n)	Yes
Vertical Curb:		Vertical





Total Costs for Curb Ramps at : Ave 26 and S Genoa Lake Way **$6,000.00**

N No Sidewalk, Curb Ramp Not Required

590 Pedestrian Access Route

CBC 2007 **1127B.5.1**
ADAAG **4.7.1**
PROWAG **R304.1**

• *As-Built Description:*

No curb, curb ramp, or sidewalk provided. Pedestrian access route is along the vehicular lane and is not separated by a curb or other cane detectable warning.

• *Proposed Solution:*

When curb or sidewalk is installed along either street, provide accessible curb ramp.

Unit Cost **$0.00**

Priority
28

		LEFT	RIGHT
Width of Ramp / Pad	(in)	N/A	N/A
Slope of the Ramp / Pad	(%)	N/A	N/A
X Slope of the Ramp / Pad	(%)	N/A	N/A

Stop/Yield Control:	(y/n)	No
Crosswalks Served:		No X-walk
Tee Intersection:	(y/n)	Yes
Vertical Curb:		N/A



SE Perpendicular

592 Compliant Curb Ramp

• *As-Built Description:*

Curb ramp, blended transition, island cut-through, island perpendicular, or pedestrian pad surveyed for the following items are in compliance with the ADA and applicable building codes.

• *Proposed Solution:*

Provide routine inspection and maintenance to maintain accessible access route.

Unit Cost **$0.00**

Priority
18

Width of Ramp / Pad	(in)	48.0
Length of Ramp / Pad	(in)	84.0
Slope of the Ramp / Pad	(%)	6.7
X Slope of the Ramp / Pad	(%)	1.3
Top Landing Length	(in)	48.0
Top Landing Slope	(%)	1.5
Top Landing X Slope	(%)	0.9

Left Flare	(%)	8.7
Right Flare	(%)	8.5
Gutter Slope	(%)	4.4
Gutter XSlope	(%)	0.5
Gutter Lip	(in)	0.0
Truncated Domes	(y/n)	YES
Dome Setback	(in)	8.0

Street Grade (Left / Right)	(%)	2.9	3.7
Stop/Yield Control:	(y/n)	Yes-Stop Sign	
Within Crosswalk	(y/n)	YES	
Crosswalks Served:		1 X-walk	
Tee Intersection:	(y/n)	Yes	
Vertical Curb:		Vertical	





SW Perpendicular

591 Ramp Slope

- *As-Built Description:*

Cross slope of an existing perpendicular curb ramp exceeds 1:48 (2%).

- *As-is* 2.1%
- *Proposed Solution:*

Demolish existing and provide new, perpendicular curb ramp, including detectable warning surfaces, and top and bottom landings as required.

CBC 2016 **11B-406.5.7**
CBC 2007 **1133B.5.3.1**
ADAAG **4.8.6**
ADA-2010 **405.3**
PROWAG **R304.5.3**

Unit Cost **$6500.00**

Priority
34

Width of Ramp / Pad	(in)	50.0
Length of Ramp / Pad	(in)	87.0
Slope of the Ramp / Pad	(%)	4.6
X Slope of the Ramp / Pad	(%)	**2.1**
Top Landing Length	(in)	48.0
Top Landing Slope	(%)	**2.7**
Top Landing X Slope	(%)	1.3
Left Flare	(%)	7.2
Right Flare	(%)	8.6
Gutter Slope	(%)	**9.7**
Gutter XSlope	(%)	1.5
Gutter Lip	(in)	**0.5**
Truncated Domes	(y/n)	YES
Dome Setback	(in)	8.0
Street Grade (Left / Right)	(%)	0.1 3.1
Stop/Yield Control:	(y/n)	No
Within Crosswalk	(y/n)	Faded
Crosswalks Served:		1 X-walk
Tee Intersection:	(y/n)	Yes
Vertical Curb:		Vertical





Total Costs for Curb Ramps at : Ave 26 and S Montgomery Lake Way **$6,500.00**

N No Sidewalk, Curb Ramp Not Required

560 Pedestrian Access Route

- *As-Built Description:*

No curb, curb ramp, or sidewalk provided. Pedestrian access route is along the vehicular lane and is not separated by a curb or other cane detectable warning.

- *Proposed Solution:*

When curb or sidewalk is installed along either street, provide accessible curb ramp.

CBC 2007 **1127B.5.1**
ADAAG **4.7.1**
PROWAG **R304.1**

Unit Cost **$0.00**

Priority
18

		LEFT	RIGHT
Width of Ramp / Pad	(in)	N/A	N/A
Slope of the Ramp / Pad	(%)	N/A	N/A
X Slope of the Ramp / Pad	(%)	N/A	N/A
Stop/Yield Control:	(y/n)	No	
Crosswalks Served:		No X-walk	
Tee Intersection:	(y/n)	Yes	
Vertical Curb:		N/A	



S Island-Cut Through

563 Gutter

- *As-Built Description:*

The cross slope of the gutter area or street at the foot of a curb ramp, blended transition, pedestrian pad, or island cut through exceeds 2%.

- *As-is* 2.2%
- *Proposed Solution:*

Demolish gutter or street area as required and provide 48" x 48" area at foot of curb ramp, blended transition, pedestrian pad, or island cut through with a cross slope no greater than 2%.

CBC 2016 **11B-406.5.8**
CBC 2007 **1127B.5**
ADAAG **4.8.6**
PROWAG **R304.5.3**

Unit Cost **$3000.00**

Priority
8





Width of Ramp / Pad	(in)	60.0
Length of Ramp / Pad	(in)	420.0
Slope of the Ramp / Pad	(%)	1.3
X Slope of the Ramp / Pad	(%)	1.9
Gutter Slope	(%)	1.6
Gutter XSlope	(%)	**2.2**
Gutter Lip	(in)	0.0
Truncated Domes	(y/n)	**NO**
Street Grade (Left / Right)	(%)	1.4 2.4
Stop/Yield Control:	(y/n)	Yes-Stop Sign
Crosswalks Served:		No X-walk
Tee Intersection:	(y/n)	Yes
Vertical Curb:		Vertical

SE Perpendicular

561 Ramp Transition

- *As-Built Description:*

Flush transition from ramp to gutter not provided.

- *As-is* 0.75"
- *Proposed Solution:*

Modify elements (ramp, gutter, landing, route) as required to provide flush transition from ramp to gutter.

CBC 2016 **11B-406.5.8**
CBC 2007 **1127B.5.3**
ADAAG **4.7.2**
PROWAG **R304.5.2**

Unit Cost **$2500.00**

Priority
14





Width of Ramp / Pad	(in)	48.0
Length of Ramp / Pad	(in)	93.0
Slope of the Ramp / Pad	(%)	6.7
X Slope of the Ramp / Pad	(%)	2.0
Top Landing Length	(in)	48.0
Top Landing Slope	(%)	1.9
Top Landing X Slope	(%)	1.3
Left Flare	(%)	6.3
Right Flare	(%)	10.0
Gutter Slope	(%)	2.5
Gutter XSlope	(%)	1.8
Gutter Lip	(in)	**0.75**
Truncated Domes	(y/n)	**NO**
Street Grade (Left / Right)	(%)	0.1 2.5
Stop/Yield Control:	(y/n)	Yes-Stop Sign
Crosswalks Served:		No X-walk
Tee Intersection:	(y/n)	Yes
Vertical Curb:		Vertical

SW Perpendicular

562 Ramp Flare

- *As-Built Description:*

  Slope of flare(s) along curb at perpendicular curb ramp exceed(s) 10%.

- *As-is* Left: 12.3%
- *Proposed Solution:*

  Demolish existing and provide new, perpendicular curb ramp, including detectable warning surfaces, and top and bottom landings as required.

CBC 2016 **11B-406.2.2**
CBC 2007 **1127B.5.3**
ADAAG **4.7.5**
ADA-2010 **406.3**
PROWAG **R304.2.3**

Unit Cost **$6500.00**

Priority

35

Width of Ramp / Pad	(in)	48.0
Length of Ramp / Pad	(in)	97.0
Slope of the Ramp / Pad	(%)	7.7
X Slope of the Ramp / Pad	(%)	0.4
Top Landing Length	(in)	48.0
Top Landing Slope	(%)	0.5
Top Landing X Slope	(%)	1.2
Left Flare	(%)	**12.3**
Right Flare	(%)	7.1
Gutter Slope	(%)	**8.9**
Gutter XSlope	(%)	**2.8**
Gutter Lip	(in)	**0.75**
Truncated Domes	(y/n)	**NO**
Street Grade (Left / Right)	(%)	0.6 0.4
Stop/Yield Control:	(y/n)	No
Crosswalks Served:		No X-walk
Tee Intersection:	(y/n)	Yes
Vertical Curb:		Vertical





Total Costs for Curb Ramps at : Ave 26 and W Golf Dr **$12,000.00**

Total Costs for Curb Ramps along : Ave 26 **$97,750.00**

Year Completed	Intersection ID	Survey Street	Cross Street
TBD	199	Bidan Ave	Verdone St

Orientation & ID #	Ramp Type	Existing Access Barrier and Proposed Solution	Codes / Mitigation Info	Measurements

E — Curb Ramp Required

320 Access Route

- *As-Built Description:*
  Curb ramp or blended transition not provided where a pedestrian access route crosses a curb.
- *Proposed Solution:*
  Provide a parallel curb ramp, including detectable warning surfaces, and top and bottom landings as required.

CBC 2007 **1127B.5.1**
ADAAG **4.7.1**
PROWAG **R207.1**

Unit Cost **$7000.00**

Priority
8

		LEFT	RIGHT
Width of Ramp / Pad	(in)	N/A	N/A
Slope of the Ramp / Pad	(%)	N/A	N/A
X Slope of the Ramp / Pad	(%)	N/A	N/A
Stop/Yield Control:	(y/n)	No	
Crosswalks Served:		No X-walk	
Tee Intersection:	(y/n)	Yes	
Vertical Curb:		Vertical	



NW — Perpendicular

318 Ramp Flare

- *As-Built Description:*
  Slope of flare(s) along curb at perpendicular curb ramp exceed(s) 10%.
- *As-is* Left: 10.5%
- *Proposed Solution:*
  Demolish existing and provide new, perpendicular curb ramp, including detectable warning surfaces, and top and bottom landings as required.

CBC 2016 **11B-406.2.2**
CBC 2007 **1127B.5.3**
ADAAG **4.7.5**
ADA-2010 **406.3**
PROWAG **R304.2.3**

Unit Cost **$6500.00**

Priority
17

Width of Ramp / Pad	(in)	48.0	
Length of Ramp / Pad	(in)	81.0	
Slope of the Ramp / Pad	(%)	6.2	
X Slope of the Ramp / Pad	(%)	0.0	
Top Landing Length	(in)	48.0	
Top Landing Slope	(%)	1.8	
Top Landing X Slope	(%)	0.1	
Left Flare	(%)	**10.5**	
Right Flare	(%)	9.3	
Gutter Slope	(%)	**6.3**	
Gutter XSlope	(%)	0.3	
Gutter Lip	(in)	0.0	
Truncated Domes	(y/n)	YES	
Dome Setback	(in)	6.0	
Street Grade (Left / Right)	(%)	1.3	0.6
Stop/Yield Control:	(y/n)	No	
Within Crosswalk	(y/n)	YES	
Crosswalks Served:		1 X-walk	
Tee Intersection:	(y/n)	Yes	
Vertical Curb:		Vertical	





SW Perpendicular

319 Ramp Slope

- *As-Built Description:*

Running slope of existing perpendicular curb ramp is less than 5% or greater than 8.3%.

- *As-is* 8.5%
- *Proposed Solution:*

Demolish existing and provide new, perpendicular curb ramp, including detectable warning surfaces, and top and bottom landings as required.

CBC 2016 **11B-406.2.1**
CBC 2007 **1127B.5.3**
ADAAG **4.7.2; 4.8.2**
ADA-2010 **405.2**
PROWAG **R304.2.2**

Unit Cost **$6500.00**

Priority
23

Width of Ramp / Pad	(in)	48.0
Length of Ramp / Pad	(in)	85.0
Slope of the Ramp / Pad	(%)	**8.5**
X Slope of the Ramp / Pad	(%)	1.3
Top Landing Length	(in)	48.0
Top Landing Slope	(%)	**2.7**
Top Landing X Slope	(%)	1.8
Left Flare	(%)	9.7
Right Flare	(%)	9.2
Gutter Slope	(%)	**9.0**
Gutter XSlope	(%)	1.5
Gutter Lip	(in)	0.0
Truncated Domes	(y/n)	YES
Dome Setback	(in)	6.0
Street Grade (Left / Right)	(%)	1.5 2.4
Stop/Yield Control:	(y/n)	Yes-Stop Sign
Within Crosswalk	(y/n)	YES
Crosswalks Served:		1 X-walk
Tee Intersection:	(y/n)	Yes
Vertical Curb:		Vertical





Total Costs for Curb Ramps at : **Bidan Ave** ***and*** **Verdone St** **$20,000.00**

NE Perpendicular

336 Ramp Slope

- *As-Built Description:*

Running slope of existing perpendicular curb ramp is less than 5% or greater than 8.3%.

- *As-is* 8.4%
- *Proposed Solution:*

Demolish existing and provide new, perpendicular curb ramp, including detectable warning surfaces, and top and bottom landings as required.

CBC 2016 **11B-406.2.1**
CBC 2007 **1127B.5.3**
ADAAG **4.7.2; 4.8.2**
ADA-2010 **405.2**
PROWAG **R304.2.2**

Unit Cost **$6500.00**

Priority
30.5

Width of Ramp / Pad	(in)	48.0
Length of Ramp / Pad	(in)	79.0
Slope of the Ramp / Pad	(%)	**8.4**
X Slope of the Ramp / Pad	(%)	1.1
Top Landing Length	(in)	48.0
Top Landing Slope	(%)	**2.3**
Top Landing X Slope	(%)	**2.2**
Left Flare	(%)	8.7
Right Flare	(%)	7.7
Gutter Slope	(%)	**9.0**
Gutter XSlope	(%)	**3.0**
Gutter Lip	(in)	0.0
Truncated Domes	(y/n)	YES
Dome Setback	(in)	6.0
Street Grade (Left / Right)	(%)	4.1 0.3
Stop/Yield Control:	(y/n)	Yes-Stop Sign
Within Crosswalk	(y/n)	YES
Crosswalks Served:		1 X-walk
Tee Intersection:	(y/n)	Yes
Vertical Curb:		Vertical





SE Perpendicular

335 Ramp Slope

- *As-Built Description:*
  Running slope of existing perpendicular curb ramp is less than 5% or greater than 8.3%.
- *As-is* 10.0%
- *Proposed Solution:*
  Demolish existing and provide new, perpendicular curb ramp, including detectable warning surfaces, and top and bottom landings as required.

CBC 2016 **11B-406.2.1**
CBC 2007 **1127B.5.3**
ADAAG **4.7.2; 4.8.2**
ADA-2010 **405.2**
PROWAG **R304.2.2**

Unit Cost **$6500.00**

Priority
33




Width of Ramp / Pad	(in)	48.0
Length of Ramp / Pad	(in)	78.5
Slope of the Ramp / Pad	(%)	**10.0**
X Slope of the Ramp / Pad	(%)	0.4
Top Landing Length	(in)	48.0
Top Landing Slope	(%)	**4.4**
Top Landing X Slope	(%)	**2.6**
Left Flare	(%)	6.5
Right Flare	(%)	9.0
Gutter Slope	(%)	**8.4**
Gutter XSlope	(%)	**2.9**
Gutter Lip	(in)	0.0
Truncated Domes	(y/n)	YES
Dome Setback	(in)	6.0
Street Grade (Left / Right)	(%)	0.6 2.4
Stop/Yield Control:	(y/n)	No
Within Crosswalk	(y/n)	YES
Crosswalks Served:		2 X-walk
Tee Intersection:	(y/n)	Yes
Vertical Curb:		Vertical

SW Parallel

334 Ramp Cross Slope

- *As-Built Description:*
  Cross slope of existing parallel curb ramp exceeds 2%.
- *As-is* Left: 2.1% Right: 3.5%
- *Proposed Solution:*
  Demolish existing and provide new parallel curb ramp including detectable warning surfaces, and top and bottom landings as required.

CBC 2016 **11B-406.5.7**
ADAAG **4.8.6**
PROWAG **R304.5.3**

Unit Cost **$7000.00**

Priority
20




		LEFT	RIGHT
Width of Ramp / Pad	(in)	62.0	62.0
Length of Ramp / Pad	(in)	78.0	76.0
Slope of the Ramp / Pad	(%)	7.3	6.9
X Slope of the Ramp / Pad	(%)	**2.1**	**3.5**
Top Landing Length	(in)	48.0	48.0
Top Landing Slope	(%)	0.8	0.5
Top Landing X Slope	(%)	**2.1**	1.6
Bottom Landing Length	(in)	48.0	
Bottom Landing Slope	(%)	1.9	
Bottom Landing X Slope	(%)	1.3	
Gutter Slope	(%)	**12.6**	
Gutter XSlope	(%)	2.0	
Gutter Lip	(in)	0.0	
Truncated Domes	(y/n)	YES	
Dome Setback	(in)	**6.0**	
Street Grade (Left / Right)	(%)	0.7	N/A
Stop/Yield Control:	(y/n)	No	
Within Crosswalk	(y/n)	YES	
Crosswalks Served:		1 X-walk	
Tee Intersection:	(y/n)	Yes	
Vertical Curb:		Vertical	

Total Costs for Curb Ramps at : Bidan Ave and Verte St **$20,000.00**

Total Costs for Curb Ramps along : Bidan Ave **$40,000.00**

Year Completed	Intersection ID	Survey Street	Cross Street
TBD	202	Birch Ct	Elm Ave

NE Perpendicular

804 Ramp Landing

- *As-Built Description:*

Top landing at existing perpendicular curb ramp or blended transition is less than 48" x 48" (60" length x ramp width preferred).

- *As-is* 34.0"
- *Proposed Solution:*

Demolish existing and provide new, parallel curb ramp, including detectable warning surfaces, and top and bottom landings as required.

CBC 2016 **11B-406.5.3**
CBC 2007 **1127B.5.4**
ADAAG **4.8.4**
ADA-2010 **405.7**
PROWAG **R304.2.1**

Unit Cost **$7000.00**

Priority
45.75





Width of Ramp / Pad	(in)	60.0
Length of Ramp / Pad	(in)	90.0
Slope of the Ramp / Pad	(%)	6.0
X Slope of the Ramp / Pad	(%)	0.3
Top Landing Length	(in)	**34.0**
Top Landing Slope	(%)	0.8
Top Landing X Slope	(%)	0.9
Left Flare	(%)	7.8
Right Flare	(%)	5.8
Gutter Slope	(%)	2.7
Gutter XSlope	(%)	0.8
Gutter Lip	(in)	**0.25**
Truncated Domes	(y/n)	**NO**
Street Grade (Left / Right)	(%)	1.1 0.4
Stop/Yield Control:	(y/n)	No
Crosswalks Served:		No X-walk
Tee Intersection:	(y/n)	Yes
Vertical Curb:		Vertical

NW Perpendicular

803 Ramp Landing

- *As-Built Description:*

Top landing at existing perpendicular curb ramp or blended transition is less than 48" x 48" (60" length x ramp width preferred).

- *As-is* 34.0"
- *Proposed Solution:*

Demolish existing and provide new, parallel curb ramp, including detectable warning surfaces, and top and bottom landings as required.

CBC 2016 **11B-406.5.3**
CBC 2007 **1127B.5.4**
ADAAG **4.8.4**
ADA-2010 **405.7**
PROWAG **R304.2.1**

Unit Cost **$7000.00**

Priority
45.75





Width of Ramp / Pad	(in)	60.0
Length of Ramp / Pad	(in)	89.0
Slope of the Ramp / Pad	(%)	3.4
X Slope of the Ramp / Pad	(%)	0.5
Top Landing Length	(in)	**34.0**
Top Landing Slope	(%)	2.0
Top Landing X Slope	(%)	1.1
Left Flare	(%)	4.8
Right Flare	(%)	6.2
Gutter Slope	(%)	2.0
Gutter XSlope	(%)	1.0
Gutter Lip	(in)	**0.5**
Truncated Domes	(y/n)	**NO**
Street Grade (Left / Right)	(%)	0.5 0.4
Stop/Yield Control:	(y/n)	Yes-Stop Sign
Crosswalks Served:		No X-walk
Tee Intersection:	(y/n)	Yes
Vertical Curb:		Vertical

SW Curb Ramp Required

802 Access Route

- *As-Built Description:*

  Curb ramp or blended transition not provided where a pedestrian access route crosses a curb.

- *Proposed Solution:*

  Provide a parallel curb ramp, including detectable warning surfaces, and top and bottom landings as required.

CBC 2007 **1127B.5.1**
ADAAG **4.7.1**
PROWAG **R207.1**

Unit Cost **$7000.00**

Priority
34

		LEFT	RIGHT
Width of Ramp / Pad	(in)	N/A	N/A
Slope of the Ramp / Pad	(%)	N/A	N/A
X Slope of the Ramp / Pad	(%)	N/A	N/A

Stop/Yield Control:	(y/n)	No
Crosswalks Served:		No X-walk
Tee Intersection:	(y/n)	Yes
Vertical Curb:		Vertical



Total Costs for Curb Ramps at : Birch Ct and Elm Ave **$21,000.00**

Total Costs for Curb Ramps along : Birch Ct **$21,000.00**

Year Completed	Intersection ID	Survey Street	Cross Street
TBD	204	Blossom Dr	Chestnut Dr

Orientation & ID #	Ramp Type	Existing Access Barrier and Proposed Solution	Codes / Mitigation Info	Measurements

NE — Curb Ramp Required

887 Access Route

- *As-Built Description:*
  Curb ramp or blended transition not provided where a pedestrian access route crosses a curb.
- *Proposed Solution:*
  Provide a parallel curb ramp, including detectable warning surfaces, and top and bottom landings as required.

CBC 2007 **1127B.5.1**
ADAAG **4.7.1**
PROWAG **R207.1**

Unit Cost **$7000.00**

Priority **8**

		LEFT	RIGHT
Width of Ramp / Pad	(in)	N/A	N/A
Slope of the Ramp / Pad	(%)	N/A	N/A
X Slope of the Ramp / Pad	(%)	N/A	N/A
Stop/Yield Control:	(y/n)	No	
Crosswalks Served:		No X-walk	
Tee Intersection:	(y/n)	No	
Vertical Curb:		Vertical	



SE — Perpendicular

888 Ramp Landing

- *As-Built Description:*
  Top landing at existing perpendicular curb ramp or blended transition is less than 48" x 48" (60" length x ramp width preferred).
- *As-is* 46.0"
- *Proposed Solution:*
  Demolish existing and provide new, parallel curb ramp, including detectable warning surfaces, and top and bottom landings as required.
- *Notes:* Domes wrong orientation.

CBC 2016 **11B-406.5.3**
CBC 2007 **1127B.5.4**
ADAAG **4.8.4**
ADA-2010 **405.7**
PROWAG **R304.2.1**

Unit Cost **$7000.00**

Priority **32**

Width of Ramp / Pad	(in)	36.0	
Length of Ramp / Pad	(in)	86.0	
Slope of the Ramp / Pad	(%)	5.9	
X Slope of the Ramp / Pad	(%)	2.9	
Top Landing Length	(in)	46.0	
Top Landing Slope	(%)	0.9	
Top Landing X Slope	(%)	5.8	
Left Flare	(%)	9.7	
Right Flare	(%)	4.8	
Gutter Slope	(%)	3.7	
Gutter XSlope	(%)	2.6	
Gutter Lip	(in)	0.0	
Truncated Domes	(y/n)	YES	
Dome Setback	(in)	8.0	
Street Grade (Left / Right)	(%)	0.9	2.8
Stop/Yield Control:	(y/n)	No	
Crosswalks Served:		No X-walk	
Tee Intersection:	(y/n)	No	
Vertical Curb:		Vertical	





Total Costs for Curb Ramps at : **Blossom Dr** ***and*** **Chestnut Dr** **$14,000.00**

NW Perpendicular

879 Ramp Width

- *As-Built Description:*
  Clear width of ramp run is less than 48". (ADAAG requires 36" min)
- *As-is* 45.0"
- *Proposed Solution:*
  Demolish existing and provide new, perpendicular curb ramp, including detectable warning surfaces, and top and bottom landings as required.

CBC 2016 **11B-406.5.2**
CBC 2007 **1127B.5.2**
ADAAG **4.7.3**
PROWAG **R304.5.1**

Unit Cost **$6500.00**

Priority
20.25





Width of Ramp / Pad	(in)	**45.0**
Length of Ramp / Pad	(in)	80.0
Slope of the Ramp / Pad	(%)	6.3
X Slope of the Ramp / Pad	(%)	1.0
Top Landing Length	(in)	48.0
Top Landing Slope	(%)	**2.4**
Top Landing X Slope	(%)	1.0
Left Flare	(%)	6.3
Right Flare	(%)	8.4
Gutter Slope	(%)	**8.3**
Gutter XSlope	(%)	1.3
Gutter Lip	(in)	0.0
Truncated Domes	(y/n)	**Not Contrasting**
Dome Setback	(in)	6.0
Street Grade (Left / Right)	(%)	0.2 1.5
Stop/Yield Control:	(y/n)	No
Crosswalks Served:		No X-walk
Tee Intersection:	(y/n)	Yes
Vertical Curb:		Vertical

SE No Sidewalk, Curb Ramp Not Required

881 Pedestrian Access Route

- *As-Built Description:*
  No curb, curb ramp, or sidewalk provided. Pedestrian access route is along the vehicular lane and is not separated by a curb or other cane detectable warning.
- *Proposed Solution:*
  When curb or sidewalk is installed along either street, provide accessible curb ramp.

CBC 2007 **1127B.5.1**
ADAAG **4.7.1**
PROWAG **R304.1**

Unit Cost **$0.00**

Priority
18



		LEFT	RIGHT
Width of Ramp / Pad	(in)	N/A	N/A
Slope of the Ramp / Pad	(%)	N/A	N/A
X Slope of the Ramp / Pad	(%)	N/A	N/A
Stop/Yield Control:	(y/n)	No	
Crosswalks Served:		No X-walk	
Tee Intersection:	(y/n)	Yes	
Vertical Curb:		Vertical	

SW Perpendicular

880 Ramp Width

- *As-Built Description:*
  Clear width of ramp run is less than 48". (ADAAG requires 36" min)
- *As-is* 46.0"
- *Proposed Solution:*
  Demolish existing and provide new, perpendicular curb ramp, including detectable warning surfaces, and top and bottom landings as required.

CBC 2016 **11B-406.5.2**
CBC 2007 **1127B.5.2**
ADAAG **4.7.3**
PROWAG **R304.5.1**

Unit Cost **$6500.00**

Priority
25.25





Width of Ramp / Pad	(in)	**46.0**
Length of Ramp / Pad	(in)	81.0
Slope of the Ramp / Pad	(%)	4.7
X Slope of the Ramp / Pad	(%)	1.6
Top Landing Length	(in)	50.0
Top Landing Slope	(%)	**2.3**
Top Landing X Slope	(%)	**3.5**
Left Flare	(%)	8.5
Right Flare	(%)	8.7
Gutter Slope	(%)	**6.6**
Gutter XSlope	(%)	2.0
Gutter Lip	(in)	0.0
Truncated Domes	(y/n)	**Not Contrasting**
Dome Setback	(in)	8.0
Street Grade (Left / Right)	(%)	2.8 2.0
Stop/Yield Control:	(y/n)	Yes-Stop Sign
Crosswalks Served:		No X-walk
Tee Intersection:	(y/n)	Yes
Vertical Curb:		Vertical

Total Costs for Curb Ramps at : **Blossom Dr** ***and*** **Santa Cruz Blvd** **$13,000.00**

Total Costs for Curb Ramps along : **Blossom Dr** **$27,000.00**

Year Completed	Intersection ID	Survey Street	Cross Street
TBD	356	Calaveras St	Califa Dr

Orientation & ID #	Ramp Type	Existing Access Barrier and Proposed Solution	Codes / Mitigation Info	Measurements

N — Curb Ramp Required

231 Access Route

- *As-Built Description:*
  Curb ramp or blended transition not provided where a pedestrian access route crosses a curb.
- *Proposed Solution:*
  Provide a parallel curb ramp, including detectable warning surfaces, and top and bottom landings as required.

CBC 2007 **1127B.5.1**
ADAAG **4.7.1**
PROWAG **R207.1**

Unit Cost **$7000.00**

Priority
24

		LEFT	RIGHT
Width of Ramp / Pad	(in)	N/A	N/A
Slope of the Ramp / Pad	(%)	N/A	N/A
X Slope of the Ramp / Pad	(%)	N/A	N/A
Stop/Yield Control:	(y/n)	No	
Crosswalks Served:		No X-walk	
Tee Intersection:	(y/n)	Yes	
Vertical Curb:		Vertical	



SE — Perpendicular

232 Ramp Landing

- *As-Built Description:*
  Top landing at existing perpendicular curb ramp or blended transition is less than 48" x 48" (60" length x ramp width preferred).
- *As-is* 35.0"
- *Proposed Solution:*
  Demolish existing and provide new, parallel curb ramp, including detectable warning surfaces, and top and bottom landings as required.

CBC 2016 **11B-406.5.3**
CBC 2007 **1127B.5.4**
ADAAG **4.8.4**
ADA-2010 **405.7**
PROWAG **R304.2.1**

Unit Cost **$7000.00**

Priority
52.25

Width of Ramp / Pad	(in)	62.0	
Length of Ramp / Pad	(in)	70.0	
Slope of the Ramp / Pad	(%)	**8.6**	
X Slope of the Ramp / Pad	(%)	0.5	
Top Landing Length	(in)	**35.0**	
Top Landing Slope	(%)	1.2	
Top Landing X Slope	(%)	1.9	
Left Flare	(%)	**10.2**	
Right Flare	(%)	5.6	
Gutter Slope	(%)	**11.6**	
Gutter XSlope	(%)	0.3	
Gutter Lip	(in)	**0.5**	
Truncated Domes	(y/n)	**NO**	
Street Grade (Left / Right)	(%)	2.5	1.7
Stop/Yield Control:	(y/n)	No	
Crosswalks Served:		No X-walk	
Tee Intersection:	(y/n)	Yes	
Vertical Curb:		Vertical	





SW Perpendicular

233 Ramp Landing

- *As-Built Description:*

Top landing at existing perpendicular curb ramp or blended transition is less than 48" x 48" (60" length x ramp width preferred).

- *As-is* 32.0"
- *Proposed Solution:*

Demolish existing and provide new, parallel curb ramp, including detectable warning surfaces, and top and bottom landings as required.

CBC 2016 **11B-406.5.3**
CBC 2007 **1127B.5.4**
ADAAG **4.8.4**
ADA-2010 **405.7**
PROWAG **R304.2.1**

Unit Cost **$7000.00**

Priority
50.5

Width of Ramp / Pad	(in)	62.0
Length of Ramp / Pad	(in)	77.0
Slope of the Ramp / Pad	(%)	8.1
X Slope of the Ramp / Pad	(%)	0.6
Top Landing Length	(in)	**32.0**
Top Landing Slope	(%)	**3.2**
Top Landing X Slope	(%)	1.2
Left Flare	(%)	8.7
Right Flare	(%)	3.0
Gutter Slope	(%)	**7.0**
Gutter XSlope	(%)	0.3
Gutter Lip	(in)	**0.5**
Truncated Domes	(y/n)	**NO**
Street Grade (Left / Right)	(%)	1.5 0.6
Stop/Yield Control:	(y/n)	No
Crosswalks Served:		No X-walk
Tee Intersection:	(y/n)	Yes
Vertical Curb:		Vertical





Total Costs for Curb Ramps at : Calaveras St *and* Califa Dr **$21,000.00**

NE Curb Ramp Required

126 Access Route

- *As-Built Description:*

Curb ramp or blended transition not provided where a pedestrian access route crosses a curb.

- *Proposed Solution:*

Provide a parallel curb ramp, including detectable warning surfaces, and top and bottom landings as required.

CBC 2007 **1127B.5.1**
ADAAG **4.7.1**
PROWAG **R207.1**

Unit Cost **$7000.00**

Priority
24

		LEFT	RIGHT
Width of Ramp / Pad	(in)	N/A	N/A
Slope of the Ramp / Pad	(%)	N/A	N/A
X Slope of the Ramp / Pad	(%)	N/A	N/A
Stop/Yield Control:	(y/n)	No	
Crosswalks Served:		No X-walk	
Tee Intersection:	(y/n)	No	
Vertical Curb:		Vertical	



NW Curb Ramp Required

125 Access Route

- *As-Built Description:*
  Curb ramp or blended transition not provided where a pedestrian access route crosses a curb.
- *Proposed Solution:*
  Provide a parallel curb ramp, including detectable warning surfaces, and top and bottom landings as required.

CBC 2007 **1127B.5.1**
ADAAG **4.7.1**
PROWAG **R207.1**

Unit Cost **$7000.00**

Priority
24

		LEFT	RIGHT
Width of Ramp / Pad	(in)	N/A	N/A
Slope of the Ramp / Pad	(%)	N/A	N/A
X Slope of the Ramp / Pad	(%)	N/A	N/A

Stop/Yield Control:	(y/n)	No
Crosswalks Served:		No X-walk
Tee Intersection:	(y/n)	No
Vertical Curb:		Vertical



SE Curb Ramp Required

127 Access Route

- *As-Built Description:*
  Curb ramp or blended transition not provided where a pedestrian access route crosses a curb.
- *Proposed Solution:*
  Provide a parallel curb ramp, including detectable warning surfaces, and top and bottom landings as required.

CBC 2007 **1127B.5.1**
ADAAG **4.7.1**
PROWAG **R207.1**

Unit Cost **$7000.00**

Priority
24

		LEFT	RIGHT
Width of Ramp / Pad	(in)	N/A	N/A
Slope of the Ramp / Pad	(%)	N/A	N/A
X Slope of the Ramp / Pad	(%)	N/A	N/A

Stop/Yield Control:	(y/n)	Yes-Stop Sign
Crosswalks Served:		No X-walk
Tee Intersection:	(y/n)	No
Vertical Curb:		Vertical



SW Curb Ramp Required

128 Access Route

- *As-Built Description:*
  Curb ramp or blended transition not provided where a pedestrian access route crosses a curb.
- *Proposed Solution:*
  Provide a parallel curb ramp, including detectable warning surfaces, and top and bottom landings as required.

CBC 2007 **1127B.5.1**
ADAAG **4.7.1**
PROWAG **R207.1**

Unit Cost **$7000.00**

Priority
24

		LEFT	RIGHT
Width of Ramp / Pad	(in)	N/A	N/A
Slope of the Ramp / Pad	(%)	N/A	N/A
X Slope of the Ramp / Pad	(%)	N/A	N/A

Stop/Yield Control:	(y/n)	No
Crosswalks Served:		No X-walk
Tee Intersection:	(y/n)	No
Vertical Curb:		Vertical



Total Costs for Curb Ramps at : Calaveras St and Circle Dr $28,000.00

N Curb Ramp Required

240 Access Route

- *As-Built Description:*
  Curb ramp or blended transition not provided where a pedestrian access route crosses a curb.
- *Proposed Solution:*
  Provide a parallel curb ramp, including detectable warning surfaces, and top and bottom landings as required.

CBC 2007 **1127B.5.1**
ADAAG **4.7.1**
PROWAG **R207.1**

Unit Cost **$7000.00**

Priority
24

		LEFT	RIGHT
Width of Ramp / Pad	(in)	N/A	N/A
Slope of the Ramp / Pad	(%)	N/A	N/A
X Slope of the Ramp / Pad	(%)	N/A	N/A

Stop/Yield Control:	(y/n)	No
Crosswalks Served:		No X-walk
Tee Intersection:	(y/n)	Yes
Vertical Curb:		Vertical



N Perpendicular

242 Ramp Slope

- *As-Built Description:*

Cross slope of an existing perpendicular curb ramp exceeds 1:48 (2%).

- *As-is* 4.1%
- *Proposed Solution:*

Demolish existing and provide new, perpendicular curb ramp, including detectable warning surfaces, and top and bottom landings as required.

CBC 2016 **11B-406.5.7**
CBC 2007 **1133B.5.3.1**
ADAAG **4.8.6**
ADA-2010 **405.3**
PROWAG **R304.5.3**

Unit Cost **$6500.00**

Priority
50

Width of Ramp / Pad	(in)	48.0
Length of Ramp / Pad	(in)	85.0
Slope of the Ramp / Pad	(%)	7.0
X Slope of the Ramp / Pad	(%)	**4.1**
Top Landing Length	(in)	48.0
Top Landing Slope	(%)	0.9
Top Landing X Slope	(%)	0.2
Left Flare	(%)	9.8
Right Flare	(%)	7.7
Gutter Slope	(%)	2.8
Gutter XSlope	(%)	1.3
Gutter Lip	(in)	**0.25**
Truncated Domes	(y/n)	**NO**
Street Grade (Left / Right)	(%)	0.9 0.3
Stop/Yield Control:	(y/n)	No
Crosswalks Served:		No X-walk
Tee Intersection:	(y/n)	Yes
Vertical Curb:		Vertical





SE Perpendicular

238 Ramp Slope

- *As-Built Description:*

Running slope of existing perpendicular curb ramp is less than 5% or greater than 8.3%.

- *As-is* 9.3%
- *Proposed Solution:*

Demolish existing and provide new, perpendicular curb ramp, including detectable warning surfaces, and top and bottom landings as required.

CBC 2016 **11B-406.2.1**
CBC 2007 **1127B.5.3**
ADAAG **4.7.2; 4.8.2**
ADA-2010 **405.2**
PROWAG **R304.2.2**

Unit Cost **$6500.00**

Priority
55

Width of Ramp / Pad	(in)	48.0
Length of Ramp / Pad	(in)	67.0
Slope of the Ramp / Pad	(%)	**9.3**
X Slope of the Ramp / Pad	(%)	0.9
Top Landing Length	(in)	48.0
Top Landing Slope	(%)	**6.2**
Top Landing X Slope	(%)	0.1
Left Flare	(%)	8.3
Right Flare	(%)	9.9
Gutter Slope	(%)	**9.8**
Gutter XSlope	(%)	1.2
Gutter Lip	(in)	**0.5**
Truncated Domes	(y/n)	**NO**
Street Grade (Left / Right)	(%)	0.3 2.8
Stop/Yield Control:	(y/n)	Yes-Stop Sign
Crosswalks Served:		No X-walk
Tee Intersection:	(y/n)	Yes
Vertical Curb:		Vertical





SW Perpendicular

239 Gutter

- *As-Built Description:*

The slope of the gutter area or street at the foot of a curb ramp, blended transition, pedestrian pad, or island cut through exceeds 1:20 (5%) in the direction of the pedestrian crossing.

- *As-is* 8.7%
- *Proposed Solution:*

Demolish gutter or street area as required and provide 48" x 48" area at foot of curb ramp, blended transition, pedestrian pad, or island cut through with slope no greater than 5%.

CBC 2016 **11B-406.5.8**
CBC 2007 **1127B.5.3**
ADAAG **4.7.2**
ADA-2010 **406.2**
PROWAG **R304.5.4**

Unit Cost **$3000.00**

Priority
52.5

Width of Ramp / Pad	(in)	48.0
Length of Ramp / Pad	(in)	65.0
Slope of the Ramp / Pad	(%)	7.9
X Slope of the Ramp / Pad	(%)	0.6
Top Landing Length	(in)	48.0
Top Landing Slope	(%)	0.9
Top Landing X Slope	(%)	0.7
Left Flare	(%)	8.0
Right Flare	(%)	6.0
Gutter Slope	(%)	**8.7**
Gutter XSlope	(%)	0.5
Gutter Lip	(in)	**0.5**
Truncated Domes	(y/n)	**NO**
Street Grade (Left / Right)	(%)	0.9 1.1
Stop/Yield Control:	(y/n)	No
Crosswalks Served:		No X-walk
Tee Intersection:	(y/n)	Yes
Vertical Curb:		Vertical





W Perpendicular

241 Gutter

- *As-Built Description:*

The slope of the gutter area or street at the foot of a curb ramp, blended transition, pedestrian pad, or island cut through exceeds 1:20 (5%) in the direction of the pedestrian crossing.

- *As-is* 5.6%
- *Proposed Solution:*

Demolish gutter or street area as required and provide 48" x 48" area at foot of curb ramp, blended transition, pedestrian pad, or island cut through with slope no greater than 5%.

CBC 2016 **11B-406.5.8**
CBC 2007 **1127B.5.3**
ADAAG **4.7.2**
ADA-2010 **406.2**
PROWAG **R304.5.4**

Unit Cost **$3000.00**

Priority
50

Width of Ramp / Pad	(in)	48.0
Length of Ramp / Pad	(in)	87.0
Slope of the Ramp / Pad	(%)	2.0
X Slope of the Ramp / Pad	(%)	0.6
Top Landing Length	(in)	48.0
Top Landing Slope	(%)	1.3
Top Landing X Slope	(%)	0.1
Left Flare	(%)	8.9
Right Flare	(%)	9.5
Gutter Slope	(%)	**5.6**
Gutter XSlope	(%)	1.0
Gutter Lip	(in)	**0.5**
Truncated Domes	(y/n)	**NO**
Street Grade (Left / Right)	(%)	0.6 1.4
Stop/Yield Control:	(y/n)	Yes-Stop Sign
Crosswalks Served:		No X-walk
Tee Intersection:	(y/n)	Yes
Vertical Curb:		Vertical





Total Costs for Curb Ramps at : Calaveras St and Dannielle St **$26,000.00**

E Curb Ramp Required

234 Access Route

- *As-Built Description:*

Curb ramp or blended transition not provided where a pedestrian access route crosses a curb.

- *Proposed Solution:*

Provide a parallel curb ramp, including detectable warning surfaces, and top and bottom landings as required.

CBC 2007 **1127B.5.1**
ADAAG **4.7.1**
PROWAG **R207.1**

Unit Cost **$7000.00**

Priority
24

		LEFT	RIGHT
Width of Ramp / Pad	(in)	N/A	N/A
Slope of the Ramp / Pad	(%)	N/A	N/A
X Slope of the Ramp / Pad	(%)	N/A	N/A
Stop/Yield Control:	(y/n)	No	
Crosswalks Served:		No X-walk	
Tee Intersection:	(y/n)	Yes	
Vertical Curb:		Vertical	



NNE Perpendicular

237 Ramp Slope

- *As-Built Description:*

Running slope of existing perpendicular curb ramp is less than 5% or greater than 8.3%.

- *As-is* 9.4%
- *Proposed Solution:*

Demolish existing and provide new, perpendicular curb ramp, including detectable warning surfaces, and top and bottom landings as required.

CBC 2016 **11B-406.2.1**
CBC 2007 **1127B.5.3**
ADAAG **4.7.2; 4.8.2**
ADA-2010 **405.2**
PROWAG **R304.2.2**

Unit Cost **$6500.00**

Priority
41.5

Width of Ramp / Pad	(in)	61.5	
Length of Ramp / Pad	(in)	84.0	
Slope of the Ramp / Pad	(%)	**9.4**	
X Slope of the Ramp / Pad	(%)	1.9	
Top Landing Length	(in)	48.0	
Top Landing Slope	(%)	**2.2**	
Top Landing X Slope	(%)	0.1	
Left Flare	(%)	7.9	
Right Flare	(%)	7.5	
Gutter Slope	(%)	**8.4**	
Gutter XSlope	(%)	1.8	
Gutter Lip	(in)	**0.5**	
Truncated Domes	(y/n)	**NO**	
Street Grade (Left / Right)	(%)	0.8	0.3
Stop/Yield Control:	(y/n)	No	
Crosswalks Served:		No X-walk	
Tee Intersection:	(y/n)	Yes	
Vertical Curb:		Vertical	





NW Perpendicular

235 Ramp Slope

- *As-Built Description:*
  Cross slope of an existing perpendicular curb ramp exceeds 1:48 (2%).
- *As-is* 2.3%
- *Proposed Solution:*
  Demolish existing and provide new, perpendicular curb ramp, including detectable warning surfaces, and top and bottom landings as required.

CBC 2016 **11B-406.5.7**
CBC 2007 **1133B.5.3.1**
ADAAG **4.8.6**
ADA-2010 **405.3**
PROWAG **R304.5.3**

Unit Cost **$6500.00**

Priority
44

Width of Ramp / Pad	(in)	62.0
Length of Ramp / Pad	(in)	87.0
Slope of the Ramp / Pad	(%)	7.8
X Slope of the Ramp / Pad	(%)	**2.3**
Top Landing Length	(in)	48.0
Top Landing Slope	(%)	0.2
Top Landing X Slope	(%)	0.9
Left Flare	(%)	9.3
Right Flare	(%)	9.8
Gutter Slope	(%)	**9.8**
Gutter XSlope	(%)	**2.2**
Gutter Lip	(in)	**0.5**
Truncated Domes	(y/n)	**NO**
Street Grade (Left / Right)	(%)	0.1 1.4
Stop/Yield Control:	(y/n)	No
Crosswalks Served:		No X-walk
Tee Intersection:	(y/n)	Yes
Vertical Curb:		Vertical





SW Perpendicular

236 Ramp Flare

- *As-Built Description:*
  Slope of flare(s) along curb at perpendicular curb ramp exceed(s) 10%.
- *As-is* Right: 11.3%
- *Proposed Solution:*
  Demolish existing and provide new, perpendicular curb ramp, including detectable warning surfaces, and top and bottom landings as required.

CBC 2016 **11B-406.2.2**
CBC 2007 **1127B.5.3**
ADAAG **4.7.5**
ADA-2010 **406.3**
PROWAG **R304.2.3**

Unit Cost **$6500.00**

Priority
33

Width of Ramp / Pad	(in)	60.0
Length of Ramp / Pad	(in)	99.0
Slope of the Ramp / Pad	(%)	6.8
X Slope of the Ramp / Pad	(%)	0.7
Top Landing Length	(in)	48.0
Top Landing Slope	(%)	1.0
Top Landing X Slope	(%)	0.3
Left Flare	(%)	8.6
Right Flare	(%)	**11.3**
Gutter Slope	(%)	0.4
Gutter XSlope	(%)	0.4
Gutter Lip	(in)	**0.5**
Truncated Domes	(y/n)	**NO**
Street Grade (Left / Right)	(%)	1.7 1.4
Stop/Yield Control:	(y/n)	Yes-Stop Sign
Crosswalks Served:		No X-walk
Tee Intersection:	(y/n)	Yes
Vertical Curb:		Vertical





Total Costs for Curb Ramps at : Calaveras St and Penny St **$26,500.00**

N Curb Ramp Required

230 Access Route

- *As-Built Description:*

Curb ramp or blended transition not provided where a pedestrian access route crosses a curb.

- *Proposed Solution:*

Provide a parallel curb ramp, including detectable warning surfaces, and top and bottom landings as required.

CBC 2007 **1127B.5.1**
ADAAG **4.7.1**
PROWAG **R207.1**

Unit Cost **$7000.00**

Priority
24

		LEFT	RIGHT
Width of Ramp / Pad	(in)	N/A	N/A
Slope of the Ramp / Pad	(%)	N/A	N/A
X Slope of the Ramp / Pad	(%)	N/A	N/A
Stop/Yield Control:	(y/n)	No	
Crosswalks Served:		No X-walk	
Tee Intersection:	(y/n)	Yes	
Vertical Curb:		Vertical	



SE Perpendicular

229 Ramp Landing

- *As-Built Description:*

Top landing at existing perpendicular curb ramp or blended transition is less than 48" x 48" (60" length x ramp width preferred).

- *As-is* 36.0"
- *Proposed Solution:*

Demolish existing and provide new, parallel curb ramp, including detectable warning surfaces, and top and bottom landings as required.

CBC 2016 **11B-406.5.3**
CBC 2007 **1127B.5.4**
ADAAG **4.8.4**
ADA-2010 **405.7**
PROWAG **R304.2.1**

Unit Cost **$7000.00**

Priority
49.75

Width of Ramp / Pad	(in)	62.0	
Length of Ramp / Pad	(in)	69.0	
Slope of the Ramp / Pad	(%)	6.7	
X Slope of the Ramp / Pad	(%)	0.2	
Top Landing Length	(in)	**36.0**	
Top Landing Slope	(%)	2.0	
Top Landing X Slope	(%)	1.1	
Left Flare	(%)	**10.6**	
Right Flare	(%)	9.2	
Gutter Slope	(%)	**12.2**	
Gutter XSlope	(%)	0.7	
Gutter Lip	(in)	**0.5**	
Truncated Domes	(y/n)	**NO**	
Street Grade (Left / Right)	(%)	2.4	2.6
Stop/Yield Control:	(y/n)	No	
Crosswalks Served:		No X-walk	
Tee Intersection:	(y/n)	Yes	
Vertical Curb:		Vertical	





SW Perpendicular

228 Ramp Landing

- *As-Built Description:*

Top landing at existing perpendicular curb ramp or blended transition is less than 48" x 48" (60" length x ramp width preferred).

- *As-is* 36.0"
- *Proposed Solution:*

Demolish existing and provide new, parallel curb ramp, including detectable warning surfaces, and top and bottom landings as required.

CBC 2016 **11B-406.5.3**
CBC 2007 **1127B.5.4**
ADAAG **4.8.4**
ADA-2010 **405.7**
PROWAG **R304.2.1**

Unit Cost **$7000.00**

Priority
49.75

Width of Ramp / Pad	(in)	63.5
Length of Ramp / Pad	(in)	72.0
Slope of the Ramp / Pad	(%)	8.1
X Slope of the Ramp / Pad	(%)	0.3
Top Landing Length	(in)	**36.0**
Top Landing Slope	(%)	1.6
Top Landing X Slope	(%)	0.9
Left Flare	(%)	**11.4**
Right Flare	(%)	7.6
Gutter Slope	(%)	**11.8**
Gutter XSlope	(%)	0.7
Gutter Lip	(in)	**0.5**
Truncated Domes	(y/n)	**NO**
Street Grade (Left / Right)	(%)	1.5 2.3
Stop/Yield Control:	(y/n)	No
Crosswalks Served:		No X-walk
Tee Intersection:	(y/n)	Yes
Vertical Curb:		Vertical





Total Costs for Curb Ramps at : Calaveras St *and* Rosehill Dr **$21,000.00**

N Parallel

124 Ramp Slope

- *As-Built Description:*

Running slope of existing parallel curb ramp, where the run is less than 15' in length, is less than 5% or more than 8.3%.

- *As-is* Left: 9.6%
- *Proposed Solution:*

Demolish existing and provide new parallel curb ramp including detectable warning surfaces, and top and bottom landings as required.

CBC 2016 **11B-406.3.1**
CBC 2007 **1127B.5.3**
ADAAG **4.8.2**
PROWAG **R304.3.2**

Unit Cost **$7000.00**

Priority
60

		LEFT	RIGHT
Width of Ramp / Pad	(in)	52.0	52.0
Length of Ramp / Pad	(in)	92.0	115.5
Slope of the Ramp / Pad	(%)	**9.6**	7.6
X Slope of the Ramp / Pad	(%)	0.4	**4.3**
Top Landing Length	(in)	**0.0**	48.0
Top Landing Slope	(%)	N/A	1.5
Top Landing X Slope	(%)	N/A	**3.1**
Bottom Landing Length	(in)	48.0	
Bottom Landing Slope	(%)	1.6	
Bottom Landing X Slope	(%)	0.5	
Gutter Slope	(%)	**13.4**	
Gutter XSlope	(%)	0.6	
Gutter Lip	(in)	**0.5**	
Truncated Domes	(y/n)	**NO**	
Street Grade (Left / Right)	(%)	1.5	0.6
Stop/Yield Control:	(y/n)	No	
Crosswalks Served:		No X-walk	
Tee Intersection:	(y/n)	Yes	
Vertical Curb:		Vertical	





S Curb Ramp Required

122 Access Route

- *As-Built Description:*

  Curb ramp or blended transition not provided where a pedestrian access route crosses a curb.

- *Proposed Solution:*

  Provide a parallel curb ramp, including detectable warning surfaces, and top and bottom landings as required.

CBC 2007 **1127B.5.1**
ADAAG **4.7.1**
PROWAG **R207.1**

Unit Cost **$7000.00**

Priority
32

		LEFT	RIGHT
Width of Ramp / Pad	(in)	N/A	N/A
Slope of the Ramp / Pad	(%)	N/A	N/A
X Slope of the Ramp / Pad	(%)	N/A	N/A
Stop/Yield Control:	(y/n)	No	
Crosswalks Served:		No X-walk	
Tee Intersection:	(y/n)	Yes	
Vertical Curb:		Vertical	



W Parallel

123 Ramp Slope

- *As-Built Description:*

  Running slope of existing parallel curb ramp, where the run is less than 15' in length, is less than 5% or more than 8.3%.

- *As-is* Right: 8.9%
- *Proposed Solution:*

  Demolish existing and provide new parallel curb ramp including detectable warning surfaces, and top and bottom landings as required.

CBC 2016 **11B-406.3.1**
CBC 2007 **1127B.5.3**
ADAAG **4.8.2**
PROWAG **R304.3.2**

Unit Cost **$7000.00**

Priority
66

		LEFT	RIGHT
Width of Ramp / Pad	(in)	53.0	52.5
Length of Ramp / Pad	(in)	105.0	95.0
Slope of the Ramp / Pad	(%)	8.0	**8.9**
X Slope of the Ramp / Pad	(%)	1.1	1.5
Top Landing Length	(in)	48.0	**0.0**
Top Landing Slope	(%)	1.0	1.6
Top Landing X Slope	(%)	1.8	2.0
Bottom Landing Length	(in)	48.0	
Bottom Landing Slope	(%)	1.0	
Bottom Landing X Slope	(%)	0.5	
Gutter Slope	(%)	**11.2**	
Gutter XSlope	(%)	0.9	
Gutter Lip	(in)	**0.5**	
Truncated Domes	(y/n)	**NO**	
Street Grade (Left / Right)	(%)	0.8	0.4
Stop/Yield Control:	(y/n)	Yes-Stop Sign	
Crosswalks Served:		No X-walk	
Tee Intersection:	(y/n)	No	
Vertical Curb:		Vertical	





Total Costs for Curb Ramps at : **Calaveras St** ***and*** **Ventura Ave** **$21,000.00**

Total Costs for Curb Ramps along : **Calaveras St** **$143,500.00**

Year Completed	Intersection ID	Survey Street	Cross Street
TBD	212	Califa Dr	Rosehill Dr

Orientation & ID #	Ramp Type	Existing Access Barrier and Proposed Solution	Codes / Mitigation Info	Measurements

N Perpendicular

227 Ramp Landing

- *As-Built Description:*

Top landing at existing perpendicular curb ramp or blended transition is less than 48" x 48" (60" length x ramp width preferred).

- *As-is* 36.0"
- *Proposed Solution:*

Demolish existing and provide new, parallel curb ramp, including detectable warning surfaces, and top and bottom landings as required.

CBC 2016 **11B-406.5.3**
CBC 2007 **1127B.5.4**
ADAAG **4.8.4**
ADA-2010 **405.7**
PROWAG **R304.2.1**

Unit Cost **$7000.00**

Priority
73.25

Width of Ramp / Pad	(in)	62.0
Length of Ramp / Pad	(in)	72.0
Slope of the Ramp / Pad	(%)	**9.7**
X Slope of the Ramp / Pad	(%)	0.1
Top Landing Length	(in)	**36.0**
Top Landing Slope	(%)	**2.1**
Top Landing X Slope	(%)	**2.2**
Left Flare	(%)	8.8
Right Flare	(%)	**10.1**
Gutter Slope	(%)	**11.5**
Gutter XSlope	(%)	0.7
Gutter Lip	(in)	**0.5**
Truncated Domes	(y/n)	**NO**
Street Grade (Left / Right)	(%)	3.8 1.7
Stop/Yield Control:	(y/n)	No
Crosswalks Served:		No X-walk
Tee Intersection:	(y/n)	Yes
Vertical Curb:		Vertical





S Curb Ramp Required

225 Access Route

- *As-Built Description:*

Curb ramp or blended transition not provided where a pedestrian access route crosses a curb.

- *Proposed Solution:*

Provide a parallel curb ramp, including detectable warning surfaces, and top and bottom landings as required.

CBC 2007 **1127B.5.1**
ADAAG **4.7.1**
PROWAG **R207.1**

Unit Cost **$7000.00**

Priority
40

		LEFT	RIGHT
Width of Ramp / Pad	(in)	N/A	N/A
Slope of the Ramp / Pad	(%)	N/A	N/A
X Slope of the Ramp / Pad	(%)	N/A	N/A
Stop/Yield Control:	(y/n)	No	
Crosswalks Served:		No X-walk	
Tee Intersection:	(y/n)	Yes	
Vertical Curb:		Vertical	



W Perpendicular

226 Ramp Landing

- *As-Built Description:*

Top landing at existing perpendicular curb ramp or blended transition is less than 48" x 48" (60" length x ramp width preferred).

- *As-is* 32.0"
- *Proposed Solution:*

Demolish existing and provide new, parallel curb ramp, including detectable warning surfaces, and top and bottom landings as required.

CBC 2016 **11B-406.5.3**
CBC 2007 **1127B.5.4**
ADAAG **4.8.4**
ADA-2010 **405.7**
PROWAG **R304.2.1**

Unit Cost **$7000.00**

Priority

63

Width of Ramp / Pad	(in)	61.0
Length of Ramp / Pad	(in)	72.0
Slope of the Ramp / Pad	(%)	8.1
X Slope of the Ramp / Pad	(%)	0.9
Top Landing Length	(in)	**32.0**
Top Landing Slope	(%)	1.8
Top Landing X Slope	(%)	1.9
Left Flare	(%)	9.6
Right Flare	(%)	6.6
Gutter Slope	(%)	**9.3**
Gutter XSlope	(%)	0.4
Gutter Lip	(in)	0.0
Truncated Domes	(y/n)	**NO**
Street Grade (Left / Right)	(%)	1.2 2.8
Stop/Yield Control:	(y/n)	No
Crosswalks Served:		No X-walk
Tee Intersection:	(y/n)	Yes
Vertical Curb:		Vertical





Total Costs for Curb Ramps at : Califa Dr and Rosehill Dr **$21,000.00**

Total Costs for Curb Ramps along : Califa Dr **$21,000.00**

Year Completed	Intersection ID	Survey Street	Cross Street
TBD	**215**	**Camellia Dr**	**Chestnut Dr**

NE — Perpendicular

886 Ramp Landing

- *As-Built Description:*
  Top landing at existing perpendicular curb ramp or blended transition is less than 48" x 48" (60" length x ramp width preferred).
- *As-is* 46.0"
- *Proposed Solution:*
  Demolish existing and provide new, parallel curb ramp, including detectable warning surfaces, and top and bottom landings as required.
- *Notes:* Domes wrong orientation.

CBC 2016 **11B-406.5.3**
CBC 2007 **1127B.5.4**
ADAAG **4.8.4**
ADA-2010 **405.7**
PROWAG **R304.2.1**

Unit Cost **$7000.00**

Priority
24.5





Width of Ramp / Pad	(in)	**36.0**
Length of Ramp / Pad	(in)	83.0
Slope of the Ramp / Pad	(%)	7.9
X Slope of the Ramp / Pad	(%)	1.0
Top Landing Length	(in)	**46.0**
Top Landing Slope	(%)	0.1
Top Landing X Slope	(%)	1.9
Left Flare	(%)	8.9
Right Flare	(%)	4.5
Gutter Slope	(%)	**7.2**
Gutter XSlope	(%)	0.1
Gutter Lip	(in)	0.0
Truncated Domes	(y/n)	YES
Dome Setback	(in)	**9.0**
Street Grade (Left / Right)	(%)	0.8 0.6
Stop/Yield Control:	(y/n)	No
Crosswalks Served:		No X-walk
Tee Intersection:	(y/n)	No
Vertical Curb:		Vertical

SE — Curb Ramp Required

885 Access Route

- *As-Built Description:*
  Curb ramp or blended transition not provided where a pedestrian access route crosses a curb.
- *Proposed Solution:*
  Provide a parallel curb ramp, including detectable warning surfaces, and top and bottom landings as required.

CBC 2007 **1127B.5.1**
ADAAG **4.7.1**
PROWAG **R207.1**

Unit Cost **$7000.00**

Priority
8



		LEFT	RIGHT
Width of Ramp / Pad	(in)	N/A	N/A
Slope of the Ramp / Pad	(%)	N/A	N/A
X Slope of the Ramp / Pad	(%)	N/A	N/A
Stop/Yield Control:	(y/n)	No	
Crosswalks Served:		No X-walk	
Tee Intersection:	(y/n)	No	
Vertical Curb:		Vertical	

Total Costs for Curb Ramps at : Camellia Dr and Chestnut Dr **$14,000.00**

NW Perpendicular

882 Ramp Width

- *As-Built Description:*
  Clear width of ramp run is less than 48". (ADAAG requires 36" min)
- *As-is* 46.0"
- *Proposed Solution:*
  Demolish existing and provide new, perpendicular curb ramp, including detectable warning surfaces, and top and bottom landings as required.

CBC 2016 **11B-406.5.2**
CBC 2007 **1127B.5.2**
ADAAG **4.7.3**
PROWAG **R304.5.1**

Unit Cost **$6500.00**

Priority
30.25





Width of Ramp / Pad	(in)	**46.0**
Length of Ramp / Pad	(in)	77.0
Slope of the Ramp / Pad	(%)	5.6
X Slope of the Ramp / Pad	(%)	**2.7**
Top Landing Length	(in)	50.0
Top Landing Slope	(%)	1.8
Top Landing X Slope	(%)	**3.1**
Left Flare	(%)	6.8
Right Flare	(%)	9.5
Gutter Slope	(%)	**9.4**
Gutter XSlope	(%)	**2.6**
Gutter Lip	(in)	0.0
Truncated Domes	(y/n)	**Not Contrasting**
Dome Setback	(in)	8.0
Street Grade (Left / Right)	(%)	3.1 0.9
Stop/Yield Control:	(y/n)	No
Crosswalks Served:		No X-walk
Tee Intersection:	(y/n)	Yes
Vertical Curb:		Vertical

SE No Sidewalk, Curb Ramp Not Required

884 Pedestrian Access Route

- *As-Built Description:*
  No curb, curb ramp, or sidewalk provided. Pedestrian access route is along the vehicular lane and is not separated by a curb or other cane detectable warning.
- *Proposed Solution:*
  When curb or sidewalk is installed along either street, provide accessible curb ramp.

CBC 2007 **1127B.5.1**
ADAAG **4.7.1**
PROWAG **R304.1**

Unit Cost **$0.00**

Priority
18



		LEFT	RIGHT
Width of Ramp / Pad	(in)	N/A	N/A
Slope of the Ramp / Pad	(%)	N/A	N/A
X Slope of the Ramp / Pad	(%)	N/A	N/A
Stop/Yield Control:	(y/n)	Yes-Stop Sign	
Crosswalks Served:		No X-walk	
Tee Intersection:	(y/n)	Yes	
Vertical Curb:		Vertical	

SW Perpendicular

883 Ramp Width

- *As-Built Description:*
  Clear width of ramp run is less than 48". (ADAAG requires 36" min)
- *As-is* 47.0"
- *Proposed Solution:*
  Demolish existing and provide new, perpendicular curb ramp, including detectable warning surfaces, and top and bottom landings as required.

CBC 2016 **11B-406.5.2**
CBC 2007 **1127B.5.2**
ADAAG **4.7.3**
PROWAG **R304.5.1**

Unit Cost **$6500.00**

Priority
10.25





Width of Ramp / Pad	(in)	**47.0**
Length of Ramp / Pad	(in)	78.0
Slope of the Ramp / Pad	(%)	6.2
X Slope of the Ramp / Pad	(%)	1.0
Top Landing Length	(in)	50.0
Top Landing Slope	(%)	1.7
Top Landing X Slope	(%)	1.7
Left Flare	(%)	9.1
Right Flare	(%)	7.0
Gutter Slope	(%)	5.0
Gutter XSlope	(%)	0.7
Gutter Lip	(in)	0.0
Truncated Domes	(y/n)	**Not Contrasting**
Dome Setback	(in)	7.0
Street Grade (Left / Right)	(%)	0.1 2.3
Stop/Yield Control:	(y/n)	Yes-Stop Sign
Crosswalks Served:		No X-walk
Tee Intersection:	(y/n)	Yes
Vertical Curb:		Vertical

Total Costs for Curb Ramps at : **Camellia Dr** ***and*** **Santa Cruz Blvd** **$13,000.00**

Total Costs for Curb Ramps along : **Camellia Dr** **$27,000.00**

Year Completed	Intersection ID	Survey Street	Cross Street
TBD	217	Canal Dr	Deborah Way

Orientation & ID #	Ramp Type	Existing Access Barrier and Proposed Solution	Codes / Mitigation Info	Measurements

NW — Curb Ramp Required

719 Access Route

- *As-Built Description:*
  Curb ramp or blended transition not provided where a pedestrian access route crosses a curb.
- *Proposed Solution:*
  Provide a parallel curb ramp, including detectable warning surfaces, and top and bottom landings as required.

CBC 2007 **1127B.5.1**
ADAAG **4.7.1**
PROWAG **R207.1**

Unit Cost **$7000.00**

Priority
40

		LEFT	RIGHT
Width of Ramp / Pad	(in)	N/A	N/A
Slope of the Ramp / Pad	(%)	N/A	N/A
X Slope of the Ramp / Pad	(%)	N/A	N/A
Stop/Yield Control:	(y/n)	No	
Crosswalks Served:		No X-walk	
Tee Intersection:	(y/n)	Yes	
Vertical Curb:		Rolled	



SE — Parallel

721 Ramp Width

- *As-Built Description:*
  Clear width of ramp run is less than 48". (ADAAG requires 36" min)
- *As-is* Left: 42.0" Right: 42.0"
- *Proposed Solution:*
  Demolish existing and provide new, parallel curb ramp, including detectable warning surfaces, and top and bottom landings as required.

CBC 2016 **11B-406.5.2**
CBC 2007 **1127B.5.2**
ADAAG **4.7.3**
PROWAG **R304.5.1**

Unit Cost **$7000.00**

Priority
52

		LEFT	RIGHT
Width of Ramp / Pad	(in)	**42.0**	**42.0**
Length of Ramp / Pad	(in)	60.0	57.0
Slope of the Ramp / Pad	(%)	6.2	4.4
X Slope of the Ramp / Pad	(%)	0.7	1.6
Top Landing Length	(in)	48.0	48.0
Top Landing Slope	(%)	1.7	0.4
Top Landing X Slope	(%)	2.0	1.6
Bottom Landing Length	(in)	**42.0**	
Bottom Landing Slope	(%)	1.0	
Bottom Landing X Slope	(%)	0.4	
Gutter Slope	(%)	**5.5**	
Gutter XSlope	(%)	0.1	
Gutter Lip	(in)	0.0	
Truncated Domes	(y/n)	**Not Contrasting**	
Dome Setback	(in)	**12.0**	
Street Grade (Left / Right)	(%)	1.1	0.4
Stop/Yield Control:	(y/n)	No	
Crosswalks Served:		No X-walk	
Tee Intersection:	(y/n)	Yes	
Vertical Curb:		Rolled	





SW Parallel

720 Ramp Width

- *As-Built Description:*
  Clear width of ramp run is less than 48". (ADAAG requires 36" min)
- *As-is* Left: 42.0" Right: 42.0"
- *Proposed Solution:*
  Demolish existing and provide new, parallel curb ramp, including detectable warning surfaces, and top and bottom landings as required.

CBC 2016 **11B-406.5.2**
CBC 2007 **1127B.5.2**
ADAAG **4.7.3**
PROWAG **R304.5.1**

Unit Cost **$7000.00**

Priority
50.5





		LEFT	RIGHT
Width of Ramp / Pad	(in)	42.0	42.0
Length of Ramp / Pad	(in)	64.0	67.0
Slope of the Ramp / Pad	(%)	5.0	5.5
X Slope of the Ramp / Pad	(%)	1.8	2.3
Top Landing Length	(in)	48.0	48.0
Top Landing Slope	(%)	1.0	0.6
Top Landing X Slope	(%)	1.8	1.0
Bottom Landing Length	(in)	42.0	
Bottom Landing Slope	(%)	1.1	
Bottom Landing X Slope	(%)	1.7	
Gutter Slope	(%)	1.9	
Gutter XSlope	(%)	0.2	
Gutter Lip	(in)	0.0	
Truncated Domes	(y/n)	Not Contrasting	
Dome Setback	(in)	12.0	
Street Grade (Left / Right)	(%)	0.8	2.1
Stop/Yield Control:	(y/n)	No	
Crosswalks Served:		No X-walk	
Tee Intersection:	(y/n)	Yes	
Vertical Curb:		Rolled	

Total Costs for Curb Ramps at : Canal Dr *and* Deborah Way **$21,000.00**

NW Parallel

730 Ramp Width

- *As-Built Description:*
  Clear width of ramp run is less than 48". (ADAAG requires 36" min)
- *As-is* Left: 42.0" Right: 42.0"
- *Proposed Solution:*
  Demolish existing and provide new, parallel curb ramp, including detectable warning surfaces, and top and bottom landings as required.

CBC 2016 **11B-406.5.2**
CBC 2007 **1127B.5.2**
ADAAG **4.7.3**
PROWAG **R304.5.1**

Unit Cost **$7000.00**

Priority
50.5





		LEFT	RIGHT
Width of Ramp / Pad	(in)	42.0	42.0
Length of Ramp / Pad	(in)	68.0	64.0
Slope of the Ramp / Pad	(%)	6.7	6.8
X Slope of the Ramp / Pad	(%)	0.9	1.4
Top Landing Length	(in)	48.0	48.0
Top Landing Slope	(%)	1.0	0.8
Top Landing X Slope	(%)	1.9	2.2
Bottom Landing Length	(in)	42.0	
Bottom Landing Slope	(%)	1.7	
Bottom Landing X Slope	(%)	0.5	
Gutter Slope	(%)	2.3	
Gutter XSlope	(%)	1.2	
Gutter Lip	(in)	0.0	
Truncated Domes	(y/n)	Non-Compliant	
Dome Setback	(in)	12.0	
Street Grade (Left / Right)	(%)	1.2	1.4
Stop/Yield Control:	(y/n)	No	
Crosswalks Served:		No X-walk	
Tee Intersection:	(y/n)	Yes	
Vertical Curb:		Rolled	

SE No Sidewalk, Curb Ramp Not Required

728 Pedestrian Access Route

- *As-Built Description:*

No curb, curb ramp, or sidewalk provided. Pedestrian access route is along the vehicular lane and is not separated by a curb or other cane detectable warning.

- *Proposed Solution:*

When curb or sidewalk is installed along either street, provide accessible curb ramp.

CBC 2007 **1127B.5.1**
ADAAG **4.7.1**
PROWAG **R304.1**

Unit Cost **$0.00**

Priority
40

		LEFT	RIGHT
Width of Ramp / Pad	(in)	N/A	N/A
Slope of the Ramp / Pad	(%)	N/A	N/A
X Slope of the Ramp / Pad	(%)	N/A	N/A
Stop/Yield Control:	(y/n)	No	
Crosswalks Served:		No X-walk	
Tee Intersection:	(y/n)	Yes	
Vertical Curb:		Rolled	



SW Parallel

729 Ramp Width

- *As-Built Description:*

Clear width of ramp run is less than 48". (ADAAG requires 36" min)

- *As-is* Left: 41.0" Right: 41.0"
- *Proposed Solution:*

Demolish existing and provide new, parallel curb ramp, including detectable warning surfaces, and top and bottom landings as required.

- *Notes:* BL Damaged

CBC 2016 **11B-406.5.2**
CBC 2007 **1127B.5.2**
ADAAG **4.7.3**
PROWAG **R304.5.1**

Unit Cost **$7000.00**

Priority
49

		LEFT	RIGHT
Width of Ramp / Pad	(in)	41.0	41.0
Length of Ramp / Pad	(in)	60.0	59.0
Slope of the Ramp / Pad	(%)	4.9	6.7
X Slope of the Ramp / Pad	(%)	0.9	0.9
Top Landing Length	(in)	48.0	48.0
Top Landing Slope	(%)	1.1	1.2
Top Landing X Slope	(%)	1.7	1.4
Bottom Landing Length	(in)	42.0	
Bottom Landing Slope	(%)	0.4	
Bottom Landing X Slope	(%)	1.9	
Gutter Slope	(%)	4.2	
Gutter XSlope	(%)	0.7	
Gutter Lip	(in)	0.0	
Truncated Domes	(y/n)	Non-Compliant	
Dome Setback	(in)	12.0	
Street Grade (Left / Right)	(%)	0.9	2.4
Stop/Yield Control:	(y/n)	No	
Crosswalks Served:		No X-walk	
Tee Intersection:	(y/n)	Yes	
Vertical Curb:		Rolled	





Total Costs for Curb Ramps at : Canal Dr and Dorothy Way **$14,000.00**

NE Curb Ramp Required

722 Access Route

- *As-Built Description:*
  Curb ramp or blended transition not provided where a pedestrian access route crosses a curb.
- *Proposed Solution:*
  Provide a parallel curb ramp, including detectable warning surfaces, and top and bottom landings as required.

CBC 2007 **1127B.5.1**
ADAAG **4.7.1**
PROWAG **R207.1**

Unit Cost **$7000.00**

Priority
40

		LEFT	RIGHT
Width of Ramp / Pad	(in)	N/A	N/A
Slope of the Ramp / Pad	(%)	N/A	N/A
X Slope of the Ramp / Pad	(%)	N/A	N/A
Stop/Yield Control:	(y/n)	No	
Crosswalks Served:		No X-walk	
Tee Intersection:	(y/n)	Yes	
Vertical Curb:		Rolled	



SE Parallel

723 Ramp Width

- *As-Built Description:*
  Clear width of ramp run is less than 48". (ADAAG requires 36" min)
- *As-is* Left: 42.0" Right: 42.0"
- *Proposed Solution:*
  Demolish existing and provide new, parallel curb ramp, including detectable warning surfaces, and top and bottom landings as required.

CBC 2016 **11B-406.5.2**
CBC 2007 **1127B.5.2**
ADAAG **4.7.3**
PROWAG **R304.5.1**

Unit Cost **$7000.00**

Priority
59.5

		LEFT	RIGHT
Width of Ramp / Pad	(in)	**42.0**	**42.0**
Length of Ramp / Pad	(in)	64.0	64.0
Slope of the Ramp / Pad	(%)	5.8	4.2
X Slope of the Ramp / Pad	(%)	1.5	**3.5**
Top Landing Length	(in)	48.0	48.0
Top Landing Slope	(%)	1.7	**2.1**
Top Landing X Slope	(%)	1.2	**3.2**
Bottom Landing Length	(in)	48.0	
Bottom Landing Slope	(%)	2.0	
Bottom Landing X Slope	(%)	0.8	
Gutter Slope	(%)	**9.2**	
Gutter XSlope	(%)	1.6	
Gutter Lip	(in)	0.0	
Truncated Domes	(y/n)	Non-Compliant	
Dome Setback	(in)	**12.0**	
Street Grade (Left / Right)	(%)	0.4	1.2
Stop/Yield Control:	(y/n)	No	
Crosswalks Served:		No X-walk	
Tee Intersection:	(y/n)	Yes	
Vertical Curb:		Rolled	





SW Parallel

724 Ramp Width

- *As-Built Description:*
  Clear width of ramp run is less than 48". (ADAAG requires 36" min)
- *As-is* Left: 47.0" Right: 47.0"
- *Proposed Solution:*
  Demolish existing and provide new, parallel curb ramp, including detectable warning surfaces, and top and bottom landings as required.

CBC 2016 **11B-406.5.2**
CBC 2007 **1127B.5.2**
ADAAG **4.7.3**
PROWAG **R304.5.1**

Unit Cost **$7000.00**

Priority
37.5





		LEFT	RIGHT
Width of Ramp / Pad	(in)	**47.0**	**47.0**
Length of Ramp / Pad	(in)	63.0	60.0
Slope of the Ramp / Pad	(%)	5.2	4.4
X Slope of the Ramp / Pad	(%)	1.1	1.4
Top Landing Length	(in)	48.0	48.0
Top Landing Slope	(%)	0.5	0.5
Top Landing X Slope	(%)	1.0	0.7
Bottom Landing Length	(in)	48.0	
Bottom Landing Slope	(%)	0.9	
Bottom Landing X Slope	(%)	0.4	
Gutter Slope	(%)	**8.2**	
Gutter XSlope	(%)	0.8	
Gutter Lip	(in)	0.0	
Truncated Domes	(y/n)	Non-Compliant	
Dome Setback	(in)	**12.0**	
Street Grade (Left / Right)	(%)	0.2	1.8
Stop/Yield Control:	(y/n)	No	
Crosswalks Served:		No X-walk	
Tee Intersection:	(y/n)	Yes	
Vertical Curb:		Rolled	

Total Costs for Curb Ramps at : **Canal Dr** ***and*** **Gill Way** **$21,000.00**

Total Costs for Curb Ramps along : **Canal Dr** **$56,000.00**

Year Completed	Intersection ID	Survey Street	Cross Street
TBD	225	Cedar Ct	Elm Ave

NE Perpendicular

807 Ramp Flare

- *As-Built Description:*

Slope of flare(s) along curb at perpendicular curb ramp exceed(s) 10%.

- *As-is* Right: 10.5%
- *Proposed Solution:*

Demolish existing and provide new, perpendicular curb ramp, including detectable warning surfaces, and top and bottom landings as required.

CBC 2016 **11B-406.2.2**
CBC 2007 **1127B.5.3**
ADAAG **4.7.5**
ADA-2010 **406.3**
PROWAG **R304.2.3**

Unit Cost **$6500.00**

Priority
65

Width of Ramp / Pad	(in)	60.0
Length of Ramp / Pad	(in)	64.0
Slope of the Ramp / Pad	(%)	7.5
X Slope of the Ramp / Pad	(%)	0.0
Top Landing Length	(in)	48.0
Top Landing Slope	(%)	1.5
Top Landing X Slope	(%)	1.1
Left Flare	(%)	9.0
Right Flare	(%)	**10.5**
Gutter Slope	(%)	2.2
Gutter XSlope	(%)	0.0
Gutter Lip	(in)	**0.25**
Truncated Domes	(y/n)	**NO**
Street Grade (Left / Right)	(%)	1.3 0.4
Stop/Yield Control:	(y/n)	No
Crosswalks Served:		No X-walk
Tee Intersection:	(y/n)	Yes
Vertical Curb:		Vertical





NW Perpendicular

806 Ramp Landing

- *As-Built Description:*

Top landing at existing perpendicular curb ramp or blended transition is less than 48" x 48" (60" length x ramp width preferred).

- *As-is* 44.0"
- *Proposed Solution:*

Demolish existing and provide new, parallel curb ramp, including detectable warning surfaces, and top and bottom landings as required.

CBC 2016 **11B-406.5.3**
CBC 2007 **1127B.5.4**
ADAAG **4.8.4**
ADA-2010 **405.7**
PROWAG **R304.2.1**

Unit Cost **$7000.00**

Priority
70.75

Width of Ramp / Pad	(in)	60.0
Length of Ramp / Pad	(in)	67.0
Slope of the Ramp / Pad	(%)	**9.5**
X Slope of the Ramp / Pad	(%)	1.5
Top Landing Length	(in)	**44.0**
Top Landing Slope	(%)	**2.8**
Top Landing X Slope	(%)	1.5
Left Flare	(%)	8.5
Right Flare	(%)	8.8
Gutter Slope	(%)	2.3
Gutter XSlope	(%)	0.6
Gutter Lip	(in)	**0.25**
Truncated Domes	(y/n)	**NO**
Street Grade (Left / Right)	(%)	0.6 0.1
Stop/Yield Control:	(y/n)	Yes-Stop Sign
Crosswalks Served:		No X-walk
Tee Intersection:	(y/n)	Yes
Vertical Curb:		Vertical





SW **Curb Ramp Required**

805 Access Route

- *As-Built Description:*

  Curb ramp or blended transition not provided where a pedestrian access route crosses a curb.

- *Proposed Solution:*

  Provide a parallel curb ramp, including detectable warning surfaces, and top and bottom landings as required.

CBC 2007 **1127B.5.1**
ADAAG **4.7.1**
PROWAG **R207.1**

Unit Cost **$7000.00**

Priority
56

		LEFT	RIGHT
Width of Ramp / Pad	(in)	N/A	N/A
Slope of the Ramp / Pad	(%)	N/A	N/A
X Slope of the Ramp / Pad	(%)	N/A	N/A

Stop/Yield Control:	(y/n)	No
Crosswalks Served:		No X-walk
Tee Intersection:	(y/n)	Yes
Vertical Curb:		Vertical



Total Costs for Curb Ramps at : Cedar Ct and Elm Ave **$20,500.00**

Total Costs for Curb Ramps along : Cedar Ct **$20,500.00**

Year Completed	Intersection ID	Survey Street	Cross Street
TBD	226	Charlene Dr	Deborah Way

NE Parallel

733 Ramp Width

- *As-Built Description:*
  Clear width of ramp run is less than 48". (ADAAG requires 36" min)
- *As-is* Left: 42.0"
- *Proposed Solution:*
  Demolish existing and provide new, parallel curb ramp, including detectable warning surfaces, and top and bottom landings as required.
- *Notes:* BL Damaged

CBC 2016 **11B-406.5.2**
CBC 2007 **1127B.5.2**
ADAAG **4.7.3**
PROWAG **R304.5.1**

Unit Cost **$7000.00**

Priority **56**





Measurements		LEFT	RIGHT
Width of Ramp / Pad	(in)	42.0	54.0
Length of Ramp / Pad	(in)	69.0	66.0
Slope of the Ramp / Pad	(%)	4.3	5.9
X Slope of the Ramp / Pad	(%)	1.0	0.5
Top Landing Length	(in)	48.0	48.0
Top Landing Slope	(%)	0.7	0.4
Top Landing X Slope	(%)	1.8	2.8
Bottom Landing Length	(in)	54.0	
Bottom Landing Slope	(%)	0.7	
Bottom Landing X Slope	(%)	0.8	
Gutter Slope	(%)	1.0	
Gutter XSlope	(%)	1.0	
Gutter Lip	(in)	0.0	
Truncated Domes	(y/n)	Non-Compliant	
Dome Setback	(in)	12.0	
Street Grade (Left / Right)	(%)	1.3	0.4
Stop/Yield Control:	(y/n)	No	
Crosswalks Served:		No X-walk	
Tee Intersection:	(y/n)	Yes	
Vertical Curb:		Rolled	

NW Parallel

732 Ramp Width

- *As-Built Description:*
  Clear width of ramp run is less than 48". (ADAAG requires 36" min)
- *As-is* Right: 41.0"
- *Proposed Solution:*
  Demolish existing and provide new, parallel curb ramp, including detectable warning surfaces, and top and bottom landings as required.

CBC 2016 **11B-406.5.2**
CBC 2007 **1127B.5.2**
ADAAG **4.7.3**
PROWAG **R304.5.1**

Unit Cost **$7000.00**

Priority **54.5**





Measurements		LEFT	RIGHT
Width of Ramp / Pad	(in)	70.0	41.0
Length of Ramp / Pad	(in)	69.0	54.0
Slope of the Ramp / Pad	(%)	7.4	6.2
X Slope of the Ramp / Pad	(%)	1.2	1.3
Top Landing Length	(in)	48.0	48.0
Top Landing Slope	(%)	0.4	0.7
Top Landing X Slope	(%)	2.3	1.8
Bottom Landing Length	(in)	70.0	
Bottom Landing Slope	(%)	0.1	
Bottom Landing X Slope	(%)	1.3	
Gutter Slope	(%)	1.3	
Gutter XSlope	(%)	0.8	
Gutter Lip	(in)	0.0	
Truncated Domes	(y/n)	Non-Compliant	
Dome Setback	(in)	12.0	
Street Grade (Left / Right)	(%)	0.1	0.7
Stop/Yield Control:	(y/n)	No	
Crosswalks Served:		No X-walk	
Tee Intersection:	(y/n)	Yes	
Vertical Curb:		Rolled	

SW Curb Ramp Required

731 Access Route

- *As-Built Description:*

Curb ramp or blended transition not provided where a pedestrian access route crosses a curb.

- *Proposed Solution:*

Provide a parallel curb ramp, including detectable warning surfaces, and top and bottom landings as required.

CBC 2007 **1127B.5.1**
ADAAG **4.7.1**
PROWAG **R207.1**

Unit Cost **$7000.00**

Priority
50

		LEFT	RIGHT
Width of Ramp / Pad	(in)	N/A	N/A
Slope of the Ramp / Pad	(%)	N/A	N/A
X Slope of the Ramp / Pad	(%)	N/A	N/A
Stop/Yield Control:	(y/n)	No	
Crosswalks Served:		No X-walk	
Tee Intersection:	(y/n)	Yes	
Vertical Curb:		Rolled	



Total Costs for Curb Ramps at : Charlene Dr *and* Deborah Way **$21,000.00**

NW Parallel

734 Ramp Width

- *As-Built Description:*

Clear width of ramp run is less than 48". (ADAAG requires 36" min)

- *As-is* Right: 41.0"
- *Proposed Solution:*

Demolish existing and provide new, parallel curb ramp, including detectable warning surfaces, and top and bottom landings as required.

CBC 2016 **11B-406.5.2**
CBC 2007 **1127B.5.2**
ADAAG **4.7.3**
PROWAG **R304.5.1**

Unit Cost **$7000.00**

Priority
73

		LEFT	RIGHT
Width of Ramp / Pad	(in)	53.0	**41.0**
Length of Ramp / Pad	(in)	72.0	70.0
Slope of the Ramp / Pad	(%)	5.3	5.6
X Slope of the Ramp / Pad	(%)	0.8	1.4
Top Landing Length	(in)	48.0	48.0
Top Landing Slope	(%)	1.2	1.3
Top Landing X Slope	(%)	1.7	1.8
Bottom Landing Length	(in)	52.0	
Bottom Landing Slope	(%)	0.1	
Bottom Landing X Slope	(%)	1.3	
Gutter Slope	(%)	4.0	
Gutter XSlope	(%)	**3.1**	
Gutter Lip	(in)	0.0	
Truncated Domes	(y/n)	Non-Compliant	
Dome Setback	(in)	**12.0**	
Street Grade (Left / Right)	(%)	0.5	0.2
Stop/Yield Control:	(y/n)	No	
Crosswalks Served:		No X-walk	
Tee Intersection:	(y/n)	Yes	
Vertical Curb:		Rolled	





SE Curb Ramp Required

736 Access Route

- *As-Built Description:*
  Curb ramp or blended transition not provided where a pedestrian access route crosses a curb.
- *Proposed Solution:*
  Provide a parallel curb ramp, including detectable warning surfaces, and top and bottom landings as required.

CBC 2007 **1127B.5.1**
ADAAG **4.7.1**
PROWAG **R207.1**

Unit Cost **$7000.00**

Priority
62

		LEFT	RIGHT
Width of Ramp / Pad	(in)	N/A	N/A
Slope of the Ramp / Pad	(%)	N/A	N/A
X Slope of the Ramp / Pad	(%)	N/A	N/A
Stop/Yield Control:	(y/n)	No	
Crosswalks Served:		No X-walk	
Tee Intersection:	(y/n)	Yes	
Vertical Curb:		Rolled	



SW Parallel

735 Ramp Width

- *As-Built Description:*
  Clear width of ramp run is less than 48". (ADAAG requires 36" min)
- *As-is* Left: 42.0"
- *Proposed Solution:*
  Demolish existing and provide new, parallel curb ramp, including detectable warning surfaces, and top and bottom landings as required.

CBC 2016 **11B-406.5.2**
CBC 2007 **1127B.5.2**
ADAAG **4.7.3**
PROWAG **R304.5.1**

Unit Cost **$7000.00**

Priority
65

		LEFT	RIGHT
Width of Ramp / Pad	(in)	**42.0**	72.0
Length of Ramp / Pad	(in)	54.0	69.0
Slope of the Ramp / Pad	(%)	6.0	6.3
X Slope of the Ramp / Pad	(%)	0.7	1.4
Top Landing Length	(in)	48.0	48.0
Top Landing Slope	(%)	0.7	0.2
Top Landing X Slope	(%)	1.4	1.8
Bottom Landing Length	(in)	72.0	
Bottom Landing Slope	(%)	1.9	
Bottom Landing X Slope	(%)	0.2	
Gutter Slope	(%)	0.1	
Gutter XSlope	(%)	0.4	
Gutter Lip	(in)	0.0	
Truncated Domes	(y/n)	Non-Compliant	
Dome Setback	(in)	**12.0**	
Street Grade (Left / Right)	(%)	0.0	1.2
Stop/Yield Control:	(y/n)	No	
Crosswalks Served:		No X-walk	
Tee Intersection:	(y/n)	Yes	
Vertical Curb:		Rolled	





Total Costs for Curb Ramps at : Charlene Dr and Dorothy Way **$21,000.00**

NE Parallel

746 Ramp Width

- *As-Built Description:*
  Clear width of ramp run is less than 48". (ADAAG requires 36" min)
- *As-is* Left: 42.0" Right: 43.0"
- *Proposed Solution:*
  Demolish existing and provide new, parallel curb ramp, including detectable warning surfaces, and top and bottom landings as required.
- *Notes:* BL Damaged

CBC 2016 **11B-406.5.2**
CBC 2007 **1127B.5.2**
ADAAG **4.7.3**
PROWAG **R304.5.1**

Unit Cost **$7000.00**

Priority
59.5




		LEFT	RIGHT
Width of Ramp / Pad	(in)	**42.0**	**43.0**
Length of Ramp / Pad	(in)	60.0	60.0
Slope of the Ramp / Pad	(%)	2.9	5.2
X Slope of the Ramp / Pad	(%)	0.9	1.1
Top Landing Length	(in)	48.0	48.0
Top Landing Slope	(%)	0.3	0.8
Top Landing X Slope	(%)	1.9	0.9
Bottom Landing Length	(in)	48.0	
Bottom Landing Slope	(%)	0.5	
Bottom Landing X Slope	(%)	0.2	
Gutter Slope	(%)	0.4	
Gutter XSlope	(%)	0.7	
Gutter Lip	(in)	0.0	
Truncated Domes	(y/n)	**NO**	
Street Grade (Left / Right)	(%)	0.1	1.1
Stop/Yield Control:	(y/n)	No	
Crosswalks Served:		No X-walk	
Tee Intersection:	(y/n)	Yes	
Vertical Curb:		Rolled	

SE Parallel

745 Ramp Width

- *As-Built Description:*
  Clear width of ramp run is less than 48". (ADAAG requires 36" min)
- *As-is* Left: 44.0" Right: 41.0"
- *Proposed Solution:*
  Demolish existing and provide new, parallel curb ramp, including detectable warning surfaces, and top and bottom landings as required.

CBC 2016 **11B-406.5.2**
CBC 2007 **1127B.5.2**
ADAAG **4.7.3**
PROWAG **R304.5.1**

Unit Cost **$7000.00**

Priority
63.5




		LEFT	RIGHT
Width of Ramp / Pad	(in)	**44.0**	**41.0**
Length of Ramp / Pad	(in)	82.0	81.0
Slope of the Ramp / Pad	(%)	4.2	2.7
X Slope of the Ramp / Pad	(%)	**2.4**	2.0
Top Landing Length	(in)	48.0	48.0
Top Landing Slope	(%)	0.5	1.6
Top Landing X Slope	(%)	**2.4**	**3.0**
Bottom Landing Length	(in)	48.0	
Bottom Landing Slope	(%)	**2.9**	
Bottom Landing X Slope	(%)	0.4	
Gutter Slope	(%)	0.8	
Gutter XSlope	(%)	0.1	
Gutter Lip	(in)	0.0	
Truncated Domes	(y/n)	Non-Compliant	
Dome Setback	(in)	**12.0**	
Street Grade (Left / Right)	(%)	1.1	0.7
Stop/Yield Control:	(y/n)	No	
Crosswalks Served:		No X-walk	
Tee Intersection:	(y/n)	Yes	
Vertical Curb:		Rolled	

SW **Curb Ramp Required**

744 Access Route

- *As-Built Description:*

  Curb ramp or blended transition not provided where a pedestrian access route crosses a curb.

- *Proposed Solution:*

  Provide a parallel curb ramp, including detectable warning surfaces, and top and bottom landings as required.

CBC 2007 **1127B.5.1**
ADAAG **4.7.1**
PROWAG **R207.1**

Unit Cost **$7000.00**

Priority
40

		LEFT	RIGHT
Width of Ramp / Pad	(in)	N/A	N/A
Slope of the Ramp / Pad	(%)	N/A	N/A
X Slope of the Ramp / Pad	(%)	N/A	N/A

Stop/Yield Control:	(y/n)	No
Crosswalks Served:		No X-walk
Tee Intersection:	(y/n)	Yes
Vertical Curb:		Rolled



Total Costs for Curb Ramps at : Charlene Dr and Gill Way **$21,000.00**

Total Costs for Curb Ramps along : Charlene Dr **$63,000.00**

Year Completed	Intersection ID	Survey Street	Cross Street
TBD	229	Cherry Way	Santa Cruz Blvd

Orientation & ID #	Ramp Type	Existing Access Barrier and Proposed Solution	Codes / Mitigation Info	Measurements

NE Perpendicular

861 Ramp Landing

- *As-Built Description:*
  Running slope at top landing of existing perpendicular curb ramp exceeds the 1:48 (2%) maximum.
- *As-is* 4.0%
- *Proposed Solution:*
  Demolish existing and provide new, perpendicular curb ramp, including detectable warning surfaces, and top and bottom landings as required.

CBC 2016 **11B-406.5.3**
CBC 2007 **1127B.5.4**
ADAAG **4.8.4; 4.8.6**
PROWAG **R304.2.2**

Unit Cost **$6500.00**

Priority **23**





Width of Ramp / Pad	(in)	51.0
Length of Ramp / Pad	(in)	56.0
Slope of the Ramp / Pad	(%)	7.8
X Slope of the Ramp / Pad	(%)	1.3
Top Landing Length	(in)	48.0
Top Landing Slope	(%)	**4.0**
Top Landing X Slope	(%)	1.3
Left Flare	(%)	9.2
Right Flare	(%)	8.5
Gutter Slope	(%)	4.6
Gutter XSlope	(%)	1.9
Gutter Lip	(in)	0.0
Truncated Domes	(y/n)	**Not Contrasting**
Dome Setback	(in)	8.0
Street Grade (Left / Right)	(%)	0.4 1.1
Stop/Yield Control:	(y/n)	Yes-Stop Sign
Within Crosswalk		**<48"**
Crosswalks Served:	(y/n)	1 X-walk
Tee Intersection:		No
Vertical Curb:		Vertical

NW Perpendicular

862 Gutter

- *As-Built Description:*
  The slope of the gutter area or street at the foot of a curb ramp, blended transition, pedestrian pad, or island cut through exceeds 1:20 (5%) in the direction of the pedestrian crossing.
- *As-is* 6.4%
- *Proposed Solution:*
  Demolish gutter or street area as required and provide 48" x 48" area at foot of curb ramp, blended transition, pedestrian pad, or island cut through with slope no greater than 5%.

CBC 2016 **11B-406.5.8**
CBC 2007 **1127B.5.3**
ADAAG **4.7.2**
ADA-2010 **406.2**
PROWAG **R304.5.4**

Unit Cost **$3000.00**

Priority **24**





Width of Ramp / Pad	(in)	52.0
Length of Ramp / Pad	(in)	85.0
Slope of the Ramp / Pad	(%)	6.8
X Slope of the Ramp / Pad	(%)	0.2
Top Landing Length	(in)	82.0
Top Landing Slope	(%)	0.9
Top Landing X Slope	(%)	0.8
Left Flare	(%)	7.3
Right Flare	(%)	7.8
Gutter Slope	(%)	**6.4**
Gutter XSlope	(%)	0.8
Gutter Lip	(in)	**0.25**
Truncated Domes	(y/n)	**Not Contrasting**
Dome Setback	(in)	8.0
Street Grade (Left / Right)	(%)	0.4 1.0
Stop/Yield Control:	(y/n)	No
Within Crosswalk	(y/n)	YES
Crosswalks Served:		1 X-walk
Tee Intersection:	(y/n)	Yes
Vertical Curb:		Vertical

SE Perpendicular

860 Ramp Transition

- *As-Built Description:*

Flush transition from ramp to gutter not provided.

- *As-is* 1.0"
- *Proposed Solution:*

Modify elements (ramp, gutter, landing, route) as required to provide flush transition from ramp to gutter.

CBC 2016 **11B-406.5.8**
CBC 2007 **1127B.5.3**
ADAAG **4.7.2**
PROWAG **R304.5.2**

Unit Cost **$2500.00**

Priority
21





Width of Ramp / Pad	(in)	52.0	
Length of Ramp / Pad	(in)	82.0	
Slope of the Ramp / Pad	(%)	7.9	
X Slope of the Ramp / Pad	(%)	0.8	
Top Landing Length	(in)	70.0	
Top Landing Slope	(%)	1.3	
Top Landing X Slope	(%)	1.5	
Left Flare	(%)	8.3	
Right Flare	(%)	9.8	
Gutter Slope	(%)	4.9	
Gutter XSlope	(%)	0.7	
Gutter Lip	(in)	**1.0**	
Truncated Domes	(y/n)	**Not Contrasting**	
Dome Setback	(in)	7.0	
Street Grade (Left / Right)	(%)	1.8	1.6
Stop/Yield Control:	(y/n)	No	
Within Crosswalk	(y/n)	YES	
Crosswalks Served:		1 X-walk	
Tee Intersection:	(y/n)	No	
Vertical Curb:		Vertical	

SW Perpendicular

859 Ramp Landing

- *As-Built Description:*

Top landing at existing perpendicular curb ramp or blended transition is less than 48" x 48" (60" length x ramp width preferred).

- *As-is* 47.0"
- *Proposed Solution:*

Demolish existing and provide new, parallel curb ramp, including detectable warning surfaces, and top and bottom landings as required.

CBC 2016 **11B-406.5.3**
CBC 2007 **1127B.5.4**
ADAAG **4.8.4**
ADA-2010 **405.7**
PROWAG **R304.2.1**

Unit Cost **$7000.00**

Priority
38.75





Width of Ramp / Pad	(in)	51.0	
Length of Ramp / Pad	(in)	57.0	
Slope of the Ramp / Pad	(%)	7.5	
X Slope of the Ramp / Pad	(%)	**2.2**	
Top Landing Length	(in)	**47.0**	
Top Landing Slope	(%)	0.9	
Top Landing X Slope	(%)	**2.4**	
Left Flare	(%)	**12.8**	
Right Flare	(%)	5.1	
Gutter Slope	(%)	**7.8**	
Gutter XSlope	(%)	1.3	
Gutter Lip	(in)	0.0	
Truncated Domes	(y/n)	**Not Contrasting**	
Dome Setback	(in)	8.0	
Street Grade (Left / Right)	(%)	0.4	2.6
Stop/Yield Control:	(y/n)	Yes-Stop Sign	
Within Crosswalk		**<48"**	
Crosswalks Served:	(y/n)	1 X-walk	
Tee Intersection:		No	
Vertical Curb:		Vertical	

Total Costs for Curb Ramps at : **Cherry Way** ***and*** **Santa Cruz Blvd** **$19,000.00**

NE Curb Ramp Required

869 Access Route

- *As-Built Description:*
  Curb ramp or blended transition not provided where a pedestrian access route crosses a curb.
- *Proposed Solution:*
  Provide a parallel curb ramp, including detectable warning surfaces, and top and bottom landings as required.

CBC 2007 **1127B.5.1**
ADAAG **4.7.1**
PROWAG **R207.1**

Unit Cost **$7000.00**

Priority
8

		LEFT	RIGHT
Width of Ramp / Pad	(in)	N/A	N/A
Slope of the Ramp / Pad	(%)	N/A	N/A
X Slope of the Ramp / Pad	(%)	N/A	N/A

Stop/Yield Control:	(y/n)	No
Crosswalks Served:		No X-walk
Tee Intersection:	(y/n)	No
Vertical Curb:		Vertical



NW Curb Ramp Required

870 Access Route

- *As-Built Description:*
  Curb ramp or blended transition not provided where a pedestrian access route crosses a curb.
- *Proposed Solution:*
  Provide a parallel curb ramp, including detectable warning surfaces, and top and bottom landings as required.

CBC 2007 **1127B.5.1**
ADAAG **4.7.1**
PROWAG **R207.1**

Unit Cost **$7000.00**

Priority
8

		LEFT	RIGHT
Width of Ramp / Pad	(in)	N/A	N/A
Slope of the Ramp / Pad	(%)	N/A	N/A
X Slope of the Ramp / Pad	(%)	N/A	N/A

Stop/Yield Control:	(y/n)	No
Crosswalks Served:		No X-walk
Tee Intersection:	(y/n)	No
Vertical Curb:		Vertical



Total Costs for Curb Ramps at : **Cherry Way** ***and*** **Walnut Way** **$14,000.00**

Total Costs for Curb Ramps along : **Cherry Way** **$33,000.00**

Year Completed	Intersection ID	Survey Street	Cross Street
TBD	231	Chowchilla Blvd	Kings Ave

Orientation & ID #	Ramp Type	Existing Access Barrier and Proposed Solution	Codes / Mitigation Info	Measurements

E Driveway

15 General Note

- *As-Built Description:*
  Refer to notes for observation and recommendation.
- *Proposed Solution:*

58

Width of Ramp / Pad	(in)	
Slope of the Ramp / Pad	(%)	
X Slope of the Ramp / Pad	(%)	
Stop/Yield Control:	(y/n)	No
Crosswalks Served:		No X-walk
Tee Intersection:	(y/n)	Yes
Vertical Curb:		Vertical



N No Sidewalk, Curb Ramp Not Required

14 Pedestrian Access Route

- *As-Built Description:*
  No curb, curb ramp, or sidewalk provided. Pedestrian access route is along the vehicular lane and is not separated by a curb or other cane detectable warning.
- *Proposed Solution:*
  When curb or sidewalk is installed along either street, provide accessible curb ramp.

CBC 2007 **1127B.5.1**
ADAAG **4.7.1**
PROWAG **R304.1**

Unit Cost **$0.00**

Priority
58

		LEFT	RIGHT
Width of Ramp / Pad	(in)	N/A	N/A
Slope of the Ramp / Pad	(%)	N/A	N/A
X Slope of the Ramp / Pad	(%)	N/A	N/A
Stop/Yield Control:	(y/n)	No	
Crosswalks Served:		No X-walk	
Tee Intersection:	(y/n)	Yes	
Vertical Curb:		N/A	



W No Sidewalk, Curb Ramp Not Required

13 Pedestrian Access Route

CBC 2007 **1127B.5.1**
ADAAG **4.7.1**
PROWAG **R304.1**

Unit Cost **$0.00**

Priority
62

		LEFT	RIGHT
Width of Ramp / Pad	(in)	N/A	N/A
Slope of the Ramp / Pad	(%)	N/A	N/A
X Slope of the Ramp / Pad	(%)	N/A	N/A

Stop/Yield Control:	(y/n)	Yes-Stop Sign
Crosswalks Served:		No X-walk
Tee Intersection:	(y/n)	Yes
Vertical Curb:		N/A

- *As-Built Description:*
  No curb, curb ramp, or sidewalk provided. Pedestrian access route is along the vehicular lane and is not separated by a curb or other cane detectable warning.
- *Proposed Solution:*
  When curb or sidewalk is installed along either street, provide accessible curb ramp.



Total Costs for Curb Ramps at : Chowchilla Blvd *and* Kings Ave **$0.00**

N Perpendicular

21 Gutter

CBC 2016 **11B-406.5.8**
CBC 2007 **1127B.5.3**
ADAAG **4.7.2**
ADA-2010 **406.2**
PROWAG **R304.5.4**

Unit Cost **$3000.00**

Priority
45

Width of Ramp / Pad	(in)	108.0
Length of Ramp / Pad	(in)	52.0
Slope of the Ramp / Pad	(%)	5.9
X Slope of the Ramp / Pad	(%)	1.1
Top Landing Length	(in)	48.0
Top Landing Slope	(%)	0.4
Top Landing X Slope	(%)	0.6

Left Flare	(%)	7.3
Right Flare	(%)	6.3
Gutter Slope	(%)	**10.3**
Gutter XSlope	(%)	0.3
Gutter Lip	(in)	**0.5**
Truncated Domes	(y/n)	**NO**

Street Grade (Left / Right)	(%)	0.5	0.7
Stop/Yield Control:	(y/n)	Yes-Stop Sign	
Crosswalks Served:		No X-walk	
Tee Intersection:	(y/n)	Yes	
Vertical Curb:		Vertical	

- *As-is* 10.3%
- *Proposed Solution:*
  Demolish gutter or street area as required and provide 48" x 48" area at foot of curb ramp, blended transition, pedestrian pad, or island cut through with slope no greater than 5%.





SE No Sidewalk, Curb Ramp Not Required

22 Pedestrian Access Route

- *As-Built Description:*

No curb, curb ramp, or sidewalk provided. Pedestrian access route is along the vehicular lane and is not separated by a curb or other cane detectable warning.

- *Proposed Solution:*

When curb or sidewalk is installed along either street, provide accessible curb ramp.

CBC 2007 **1127B.5.1**
ADAAG **4.7.1**
PROWAG **R304.1**

Unit Cost **$0.00**

Priority
40

		LEFT	RIGHT
Width of Ramp / Pad	(in)	N/A	N/A
Slope of the Ramp / Pad	(%)	N/A	N/A
X Slope of the Ramp / Pad	(%)	N/A	N/A

Stop/Yield Control:	(y/n)	Yes-Stop Sign
Crosswalks Served:		No X-walk
Tee Intersection:	(y/n)	Yes
Vertical Curb:		Vertical



W Perpendicular

20 Gutter

- *As-Built Description:*

The slope of the gutter area or street at the foot of a curb ramp, blended transition, pedestrian pad, or island cut through exceeds 1:20 (5%) in the direction of the pedestrian crossing.

- *As-is* 9.9%
- *Proposed Solution:*

Demolish gutter or street area as required and provide 48" x 48" area at foot of curb ramp, blended transition, pedestrian pad, or island cut through with slope no greater than 5%.

CBC 2016 **11B-406.5.8**
CBC 2007 **1127B.5.3**
ADAAG **4.7.2**
ADA-2010 **406.2**
PROWAG **R304.5.4**

Unit Cost **$3000.00**

Priority
45

Width of Ramp / Pad	(in)	102.0
Length of Ramp / Pad	(in)	57.0
Slope of the Ramp / Pad	(%)	6.2
X Slope of the Ramp / Pad	(%)	1.0
Top Landing Length	(in)	48.0
Top Landing Slope	(%)	0.2
Top Landing X Slope	(%)	0.1

Left Flare	(%)	7.3
Right Flare	(%)	7.4
Gutter Slope	(%)	**9.9**
Gutter XSlope	(%)	0.4
Gutter Lip	(in)	**0.5**
Truncated Domes	(y/n)	**NO**

Street Grade (Left / Right)	(%)	0.4	0.6
Stop/Yield Control:	(y/n)	Yes-Stop Sign	
Crosswalks Served:		No X-walk	
Tee Intersection:	(y/n)	Yes	
Vertical Curb:		Vertical	





Total Costs for Curb Ramps at : Chowchilla Blvd and Prosperity Rd **$6,000.00**

E Perpendicular

24 Ramp Slope

- *As-Built Description:*
  Running slope of existing perpendicular curb ramp is less than 5% or greater than 8.3%.
- *As-is* 10.5%
- *Proposed Solution:*
  Demolish existing and provide new, perpendicular curb ramp, including detectable warning surfaces, and top and bottom landings as required.

CBC 2016 **11B-406.2.1**
CBC 2007 **1127B.5.3**
ADAAG **4.7.2; 4.8.2**
ADA-2010 **405.2**
PROWAG **R304.2.2**

Unit Cost **$6500.00**

Priority
63.5

Width of Ramp / Pad	(in)	60.0
Length of Ramp / Pad	(in)	78.0
Slope of the Ramp / Pad	(%)	**10.5**
X Slope of the Ramp / Pad	(%)	0.6
Top Landing Length	(in)	48.0
Top Landing Slope	(%)	**2.4**
Top Landing X Slope	(%)	1.9
Left Flare	(%)	**14.2**
Right Flare	(%)	**13.9**
Gutter Slope	(%)	**5.3**
Gutter XSlope	(%)	0.1
Gutter Lip	(in)	**0.5**
Truncated Domes	(y/n)	**NO**
Street Grade (Left / Right)	(%)	0.9 1.2
Stop/Yield Control:	(y/n)	Stop Light
Within Crosswalk		**<48"**
Crosswalks Served:	(y/n)	2 X-walk
Tee Intersection:		No
Vertical Curb:		Vertical





N Perpendicular

26 Ramp Landing

- *As-Built Description:*
  Top landing at existing perpendicular curb ramp or blended transition is less than 48" x 48" (60" length x ramp width preferred).
- *As-is* 43.0"
- *Proposed Solution:*
  Demolish existing and provide new, parallel curb ramp, including detectable warning surfaces, and top and bottom landings as required.

CBC 2016 **11B-406.5.3**
CBC 2007 **1127B.5.4**
ADAAG **4.8.4**
ADA-2010 **405.7**
PROWAG **R304.2.1**

Unit Cost **$7000.00**

Priority
77.75

Width of Ramp / Pad	(in)	48.0
Length of Ramp / Pad	(in)	74.0
Slope of the Ramp / Pad	(%)	**9.1**
X Slope of the Ramp / Pad	(%)	0.6
Top Landing Length	(in)	**43.0**
Top Landing Slope	(%)	**2.1**
Top Landing X Slope	(%)	0.6
Left Flare	(%)	**12.3**
Right Flare	(%)	**14.8**
Gutter Slope	(%)	**8.5**
Gutter XSlope	(%)	0.8
Gutter Lip	(in)	**0.5**
Truncated Domes	(y/n)	**NO**
Street Grade (Left / Right)	(%)	0.3 0.1
Stop/Yield Control:	(y/n)	Stop Light
Within Crosswalk	(y/n)	YES
Crosswalks Served:		2 X-walk
Tee Intersection:	(y/n)	No
Vertical Curb:		Vertical





NE Perpendicular

25 Ramp Landing

- *As-Built Description:*

Top landing at existing perpendicular curb ramp or blended transition is less than 48" x 48" (60" length x ramp width preferred).

- *As-is* 45.5"
- *Proposed Solution:*

Demolish existing and provide new, parallel curb ramp, including detectable warning surfaces, and top and bottom landings as required.

CBC 2016 **11B-406.5.3**
CBC 2007 **1127B.5.4**
ADAAG **4.8.4**
ADA-2010 **405.7**
PROWAG **R304.2.1**

Unit Cost **$7000.00**

Priority
76.25





Width of Ramp / Pad	(in)	49.0
Length of Ramp / Pad	(in)	75.0
Slope of the Ramp / Pad	(%)	**8.6**
X Slope of the Ramp / Pad	(%)	1.1
Top Landing Length	(in)	**45.5**
Top Landing Slope	(%)	**2.8**
Top Landing X Slope	(%)	0.1
Left Flare	(%)	**12.8**
Right Flare	(%)	**13.7**
Gutter Slope	(%)	**6.7**
Gutter XSlope	(%)	0.4
Gutter Lip	(in)	**0.5**
Truncated Domes	(y/n)	**NO**
Street Grade (Left / Right)	(%)	0.3 0.1
Stop/Yield Control:	(y/n)	Stop Light
Within Crosswalk	(y/n)	YES
Crosswalks Served:		2 X-walk
Tee Intersection:	(y/n)	No
Vertical Curb:		Vertical

NW Perpendicular

27 Ramp Slope

- *As-Built Description:*

Running slope of existing perpendicular curb ramp is less than 5% or greater than 8.3%.

- *As-is* 8.7%
- *Proposed Solution:*

Demolish existing and provide new, perpendicular curb ramp, including detectable warning surfaces, and top and bottom landings as required.

CBC 2016 **11B-406.2.1**
CBC 2007 **1127B.5.3**
ADAAG **4.7.2; 4.8.2**
ADA-2010 **405.2**
PROWAG **R304.2.2**

Unit Cost **$6500.00**

Priority
67





Width of Ramp / Pad	(in)	49.0
Length of Ramp / Pad	(in)	91.0
Slope of the Ramp / Pad	(%)	**8.7**
X Slope of the Ramp / Pad	(%)	0.0
Top Landing Length	(in)	48.0
Top Landing Slope	(%)	0.6
Top Landing X Slope	(%)	0.7
Left Flare	(%)	**13.3**
Right Flare	(%)	**11.9**
Gutter Slope	(%)	**8.4**
Gutter XSlope	(%)	1.3
Gutter Lip	(in)	**0.5**
Truncated Domes	(y/n)	**NO**
Street Grade (Left / Right)	(%)	0.0 0.8
Stop/Yield Control:	(y/n)	Stop Light
Within Crosswalk	(y/n)	YES
Crosswalks Served:		2 X-walk
Tee Intersection:	(y/n)	No
Vertical Curb:		Vertical

S Perpendicular

23 Ramp Slope

- *As-Built Description:*
  Running slope of existing perpendicular curb ramp is less than 5% or greater than 8.3%.
- *As-is* 10.3%
- *Proposed Solution:*
  Demolish existing and provide new, perpendicular curb ramp, including detectable warning surfaces, and top and bottom landings as required.

CBC 2016 **11B-406.2.1**
CBC 2007 **1127B.5.3**
ADAAG **4.7.2; 4.8.2**
ADA-2010 **405.2**
PROWAG **R304.2.2**

Unit Cost **$6500.00**

Priority
57.5

Width of Ramp / Pad	(in)	60.0
Length of Ramp / Pad	(in)	77.0
Slope of the Ramp / Pad	(%)	**10.3**
X Slope of the Ramp / Pad	(%)	0.4
Top Landing Length	(in)	48.0
Top Landing Slope	(%)	0.6
Top Landing X Slope	(%)	1.0
Left Flare	(%)	**11.4**
Right Flare	(%)	**12.2**
Gutter Slope	(%)	**7.7**
Gutter XSlope	(%)	0.7
Gutter Lip	(in)	**0.5**
Truncated Domes	(y/n)	**NO**
Street Grade (Left / Right)	(%)	0.7 0.8
Stop/Yield Control:	(y/n)	Stop Light
Crosswalks Served:		No X-walk
Tee Intersection:	(y/n)	No
Vertical Curb:		Vertical





W Perpendicular

28 Ramp Landing

- *As-Built Description:*
  Top landing at existing perpendicular curb ramp or blended transition is less than 48" x 48" (60" length x ramp width preferred).
- *As-is* 44.0"
- *Proposed Solution:*
  Demolish existing and provide new, parallel curb ramp, including detectable warning surfaces, and top and bottom landings as required.

CBC 2016 **11B-406.5.3**
CBC 2007 **1127B.5.4**
ADAAG **4.8.4**
ADA-2010 **405.7**
PROWAG **R304.2.1**

Unit Cost **$7000.00**

Priority
71.25

Width of Ramp / Pad	(in)	86.0
Length of Ramp / Pad	(in)	48.0
Slope of the Ramp / Pad	(%)	**8.7**
X Slope of the Ramp / Pad	(%)	1.1
Top Landing Length	(in)	**44.0**
Top Landing Slope	(%)	1.8
Top Landing X Slope	(%)	0.8
Left Flare	(%)	**12.2**
Right Flare	(%)	**12.8**
Gutter Slope	(%)	**7.7**
Gutter XSlope	(%)	0.2
Gutter Lip	(in)	**0.25**
Truncated Domes	(y/n)	**NO**
Street Grade (Left / Right)	(%)	0.0 0.8
Stop/Yield Control:	(y/n)	Stop Light
Within Crosswalk	(y/n)	YES
Crosswalks Served:		2 X-walk
Tee Intersection:	(y/n)	No
Vertical Curb:		Vertical





Total Costs for Curb Ramps at : Chowchilla Blvd and Robertson Blvd **$40,500.00**

Total Costs for Curb Ramps along : Chowchilla Blvd **$46,500.00**

Year Completed	Intersection ID	Survey Street	Cross Street
TBD	234	Circle Dr	Ventura Ave

Orientation & ID #	Ramp Type	Existing Access Barrier and Proposed Solution	Codes / Mitigation Info	Measurements

E Parallel

251 Ramp Slope

- *As-Built Description:*
  Running slope of existing parallel curb ramp, where the run is less than 15' in length, is less than 5% or more than 8.3%.
- *As-is* Right: 10.4%
- *Proposed Solution:*
  Demolish existing and provide new parallel curb ramp including detectable warning surfaces, and top and bottom landings as required.

CBC 2016 **11B-406.3.1**
CBC 2007 **1127B.5.3**
ADAAG **4.8.2**
PROWAG **R304.3.2**

Unit Cost **$7000.00**

Priority **69**




		LEFT	RIGHT
Width of Ramp / Pad	(in)	52.0	48.0
Length of Ramp / Pad	(in)	75.0	107.5
Slope of the Ramp / Pad	(%)	5.3	**10.4**
X Slope of the Ramp / Pad	(%)	**3.5**	1.3
Top Landing Length	(in)	48.0	48.0
Top Landing Slope	(%)	0.7	0.7
Top Landing X Slope	(%)	**3.1**	**2.1**
Bottom Landing Length	(in)	48.0	
Bottom Landing Slope	(%)	1.9	
Bottom Landing X Slope	(%)	0.3	
Gutter Slope	(%)	2.6	
Gutter XSlope	(%)	0.0	
Gutter Lip	(in)	**0.5**	
Truncated Domes	(y/n)	**NO**	
Street Grade (Left / Right)	(%)	0.8	2.0
Stop/Yield Control:	(y/n)	Yes-Stop Sign	
Crosswalks Served:		No X-walk	
Tee Intersection:	(y/n)	No	
Vertical Curb:		Vertical	

S Parallel

250 Ramp Landing

- *As-Built Description:*
  Running slope at bottom landing of existing parallel curb ramp exceeds 2%.
- *As-is* 3.1%
- *Proposed Solution:*
  Demolish existing bottom landing and provide new, including detectable warning surface. Ramp to remain.

CBC 2016 **11B-406.3.2**
ADAAG **4.8.4; 4.8.6**
PROWAG **R304.3.2**

Unit Cost **$3500.00**

Priority **66**




		LEFT	RIGHT
Width of Ramp / Pad	(in)	55.5	54.5
Length of Ramp / Pad	(in)	53.0	48.0
Slope of the Ramp / Pad	(%)	7.7	5.3
X Slope of the Ramp / Pad	(%)	0.2	0.2
Top Landing Length	(in)	48.0	48.0
Top Landing Slope	(%)	**2.6**	0.3
Top Landing X Slope	(%)	**2.8**	1.5
Bottom Landing Length	(in)	48.0	
Bottom Landing Slope	(%)	**3.1**	
Bottom Landing X Slope	(%)	0.6	
Gutter Slope	(%)	4.0	
Gutter XSlope	(%)	1.8	
Gutter Lip	(in)	**0.5**	
Truncated Domes	(y/n)	**NO**	
Street Grade (Left / Right)	(%)	0.3	0.2
Stop/Yield Control:	(y/n)	No	
Crosswalks Served:		No X-walk	
Tee Intersection:	(y/n)	No	
Vertical Curb:		Vertical	

Total Costs for Curb Ramps at : Circle Dr and Ventura Ave **$10,500.00**

Total Costs for Curb Ramps along : Circle Dr **$10,500.00**

Year Completed	Intersection ID	Survey Street	Cross Street
TBD	235	Clubhouse Dr	Granite Falls Way

Orientation & ID #	Ramp Type	Existing Access Barrier and Proposed Solution	Codes / Mitigation Info	Measurements

NE Parallel

365 Ramp Cross Slope

- *As-Built Description:*
  Cross slope of existing parallel curb ramp exceeds 2%.
- *As-is* Left: 3.5%
- *Proposed Solution:*
  Demolish existing and provide new parallel curb ramp including detectable warning surfaces, and top and bottom landings as required.

CBC 2016 **11B-406.5.7**
ADAAG **4.8.6**
PROWAG **R304.5.3**

Unit Cost **$7000.00**

Priority
20





		LEFT	RIGHT
Width of Ramp / Pad	(in)	62.0	62.5
Length of Ramp / Pad	(in)	66.0	76.0
Slope of the Ramp / Pad	(%)	5.7	4.9
X Slope of the Ramp / Pad	(%)	**3.5**	1.9
Top Landing Length	(in)	48.0	48.0
Top Landing Slope	(%)	1.1	0.3
Top Landing X Slope	(%)	**3.4**	1.5
Bottom Landing Length	(in)	58.0	
Bottom Landing Slope	(%)	**2.4**	
Bottom Landing X Slope	(%)	0.7	
Gutter Slope	(%)	**5.4**	
Gutter XSlope	(%)	0.1	
Gutter Lip	(in)	**0.5**	
Truncated Domes	(y/n)	**Not Contrasting**	
Dome Setback	(in)	**6.0**	
Street Grade (Left / Right)	(%)	1.5	N/A
Stop/Yield Control:	(y/n)	Yes-Stop Sign	
Crosswalks Served:		No X-walk	
Tee Intersection:	(y/n)	No	
Vertical Curb:		Vertical	

NW Perpendicular

362 Gutter

- *As-Built Description:*
  The slope of the gutter area or street at the foot of a curb ramp, blended transition, pedestrian pad, or island cut through exceeds 1:20 (5%) in the direction of the pedestrian crossing.
- *As-is* 13.7%
- *Proposed Solution:*
  Demolish gutter or street area as required and provide 48" x 48" area at foot of curb ramp, blended transition, pedestrian pad, or island cut through with slope no greater than 5%.

CBC 2016 **11B-406.5.8**
CBC 2007 **1127B.5.3**
ADAAG **4.7.2**
ADA-2010 **406.2**
PROWAG **R304.5.4**

Unit Cost **$3000.00**

Priority
23





Width of Ramp / Pad	(in)	48.0
Length of Ramp / Pad	(in)	65.0
Slope of the Ramp / Pad	(%)	6.2
X Slope of the Ramp / Pad	(%)	2.0
Top Landing Length	(in)	48.0
Top Landing Slope	(%)	1.6
Top Landing X Slope	(%)	2.0
Left Flare	(%)	9.3
Right Flare	(%)	4.3
Gutter Slope	(%)	**13.7**
Gutter XSlope	(%)	1.6
Gutter Lip	(in)	**0.25**
Truncated Domes	(y/n)	**NO**
Street Grade (Left / Right)	(%)	0.7 2.7
Stop/Yield Control:	(y/n)	No
Crosswalks Served:		No X-walk
Tee Intersection:	(y/n)	No
Vertical Curb:		Vertical

SE Parallel

364 Ramp Cross Slope

- *As-Built Description:*
  Cross slope of existing parallel curb ramp exceeds 2%.
- *As-is* Left: 2.3%
- *Proposed Solution:*
  Demolish existing and provide new parallel curb ramp including detectable warning surfaces, and top and bottom landings as required.

CBC 2016 **11B-406.5.7**
ADAAG **4.8.6**
PROWAG **R304.5.3**

Unit Cost **$7000.00**

Priority
20





		LEFT	RIGHT
Width of Ramp / Pad	(in)	62.0	62.0
Length of Ramp / Pad	(in)	70.0	72.0
Slope of the Ramp / Pad	(%)	6.6	4.7
X Slope of the Ramp / Pad	(%)	**2.3**	0.1
Top Landing Length	(in)	48.0	48.0
Top Landing Slope	(%)	0.6	0.5
Top Landing X Slope	(%)	**2.3**	**2.1**
Bottom Landing Length	(in)	58.0	
Bottom Landing Slope	(%)	**2.1**	
Bottom Landing X Slope	(%)	1.1	
Gutter Slope	(%)	**7.7**	
Gutter XSlope	(%)	0.6	
Gutter Lip	(in)	**0.5**	
Truncated Domes	(y/n)	**Not Contrasting**	
Dome Setback	(in)	**6.0**	
Street Grade (Left / Right)	(%)	0.9	N/A
Stop/Yield Control:	(y/n)	No	
Crosswalks Served:		No X-walk	
Tee Intersection:	(y/n)	No	
Vertical Curb:		Vertical	

SW Perpendicular

363 Ramp Slope

- *As-Built Description:*
  Cross slope of an existing perpendicular curb ramp exceeds 1:48 (2%).
- *As-is* 2.7%
- *Proposed Solution:*
  Demolish existing and provide new, perpendicular curb ramp, including detectable warning surfaces, and top and bottom landings as required.

CBC 2016 **11B-406.5.7**
CBC 2007 **1133B.5.3.1**
ADAAG **4.8.6**
ADA-2010 **405.3**
PROWAG **R304.5.3**

Unit Cost **$6500.00**

Priority
32





Width of Ramp / Pad	(in)	48.0
Length of Ramp / Pad	(in)	92.0
Slope of the Ramp / Pad	(%)	6.6
X Slope of the Ramp / Pad	(%)	**2.7**
Top Landing Length	(in)	48.0
Top Landing Slope	(%)	**2.4**
Top Landing X Slope	(%)	0.9
Left Flare	(%)	6.4
Right Flare	(%)	7.0
Gutter Slope	(%)	**12.8**
Gutter XSlope	(%)	0.0
Gutter Lip	(in)	**0.5**
Truncated Domes	(y/n)	**NO**
Street Grade (Left / Right)	(%)	0.4 4.3
Stop/Yield Control:	(y/n)	No
Crosswalks Served:		No X-walk
Tee Intersection:	(y/n)	No
Vertical Curb:		Vertical

Total Costs for Curb Ramps at : **Clubhouse Dr** ***and*** **Granite Falls Way** **$23,500.00**

Total Costs for Curb Ramps along : **Clubhouse Dr** **$23,500.00**

Year Completed	Intersection ID	Survey Street	Cross Street
TBD	236	Conadria Ave	Verdone St

NW — Curb Ramp Required

317 Access Route

- *As-Built Description:*
  Curb ramp or blended transition not provided where a pedestrian access route crosses a curb.
- *Proposed Solution:*
  Provide a parallel curb ramp, including detectable warning surfaces, and top and bottom landings as required.

CBC 2007 **1127B.5.1**
ADAAG **4.7.1**
PROWAG **R207.1**

Unit Cost **$7000.00**

Priority
8

		LEFT	RIGHT
Width of Ramp / Pad	(in)	N/A	N/A
Slope of the Ramp / Pad	(%)	N/A	N/A
X Slope of the Ramp / Pad	(%)	N/A	N/A

Stop/Yield Control:	(y/n)	No
Crosswalks Served:		No X-walk
Tee Intersection:	(y/n)	No
Vertical Curb:		Vertical



SW — Curb Ramp Required

316 Access Route

- *As-Built Description:*
  Curb ramp or blended transition not provided where a pedestrian access route crosses a curb.
- *Proposed Solution:*
  Provide a parallel curb ramp, including detectable warning surfaces, and top and bottom landings as required.

CBC 2007 **1127B.5.1**
ADAAG **4.7.1**
PROWAG **R207.1**

Unit Cost **$7000.00**

Priority
8

		LEFT	RIGHT
Width of Ramp / Pad	(in)	N/A	N/A
Slope of the Ramp / Pad	(%)	N/A	N/A
X Slope of the Ramp / Pad	(%)	N/A	N/A

Stop/Yield Control:	(y/n)	No
Crosswalks Served:		No X-walk
Tee Intersection:	(y/n)	No
Vertical Curb:		Vertical



Total Costs for Curb Ramps at : Conadria Ave ***and*** Verdone St **$14,000.00**

SE Curb Ramp Required

315 Access Route

- *As-Built Description:*
  Curb ramp or blended transition not provided where a pedestrian access route crosses a curb.
- *Proposed Solution:*
  Provide a parallel curb ramp, including detectable warning surfaces, and top and bottom landings as required.

CBC 2007 **1127B.5.1**
ADAAG **4.7.1**
PROWAG **R207.1**

Unit Cost **$7000.00**

Priority
18

		LEFT	RIGHT
Width of Ramp / Pad	(in)	N/A	N/A
Slope of the Ramp / Pad	(%)	N/A	N/A
X Slope of the Ramp / Pad	(%)	N/A	N/A

Stop/Yield Control:	(y/n)	No
Crosswalks Served:		No X-walk
Tee Intersection:	(y/n)	No
Vertical Curb:		Vertical



SW Curb Ramp Required

314 Access Route

- *As-Built Description:*
  Curb ramp or blended transition not provided where a pedestrian access route crosses a curb.
- *Proposed Solution:*
  Provide a parallel curb ramp, including detectable warning surfaces, and top and bottom landings as required.

CBC 2007 **1127B.5.1**
ADAAG **4.7.1**
PROWAG **R207.1**

Unit Cost **$7000.00**

Priority
18

		LEFT	RIGHT
Width of Ramp / Pad	(in)	N/A	N/A
Slope of the Ramp / Pad	(%)	N/A	N/A
X Slope of the Ramp / Pad	(%)	N/A	N/A

Stop/Yield Control:	(y/n)	No
Crosswalks Served:		No X-walk
Tee Intersection:	(y/n)	No
Vertical Curb:		Vertical



Total Costs for Curb Ramps at : Conadria Ave and Verte St **$14,000.00**

Total Costs for Curb Ramps along : Conadria Ave **$28,000.00**

Year Completed	Intersection ID	Survey Street	Cross Street
TBD	240	Coolidge Ave	Wilson Way

E — Curb Ramp Required

605 Access Route

- *As-Built Description:*
  Curb ramp or blended transition not provided where a pedestrian access route crosses a curb.
- *Proposed Solution:*
  Provide a parallel curb ramp, including detectable warning surfaces, and top and bottom landings as required.

CBC 2007 **1127B.5.1**
ADAAG **4.7.1**
PROWAG **R207.1**

Unit Cost **$7000.00**

Priority
20

		LEFT	RIGHT
Width of Ramp / Pad	(in)	N/A	N/A
Slope of the Ramp / Pad	(%)	N/A	N/A
X Slope of the Ramp / Pad	(%)	N/A	N/A

Stop/Yield Control:	(y/n)	No
Crosswalks Served:		No X-walk
Tee Intersection:	(y/n)	Yes
Vertical Curb:		Rolled



N — Curb Ramp Required

606 Access Route

- *As-Built Description:*
  Curb ramp or blended transition not provided where a pedestrian access route crosses a curb.
- *Proposed Solution:*
  Provide a parallel curb ramp, including detectable warning surfaces, and top and bottom landings as required.

CBC 2007 **1127B.5.1**
ADAAG **4.7.1**
PROWAG **R207.1**

Unit Cost **$7000.00**

Priority
20

		LEFT	RIGHT
Width of Ramp / Pad	(in)	N/A	N/A
Slope of the Ramp / Pad	(%)	N/A	N/A
X Slope of the Ramp / Pad	(%)	N/A	N/A

Stop/Yield Control:	(y/n)	No
Crosswalks Served:		No X-walk
Tee Intersection:	(y/n)	Yes
Vertical Curb:		Rolled



W **Curb Ramp Required**

607 Access Route

- *As-Built Description:*

  Curb ramp or blended transition not provided where a pedestrian access route crosses a curb.

- *Proposed Solution:*

  Provide a parallel curb ramp, including detectable warning surfaces, and top and bottom landings as required.

CBC 2007 **1127B.5.1**
ADAAG **4.7.1**
PROWAG **R207.1**

Unit Cost **$7000.00**

Priority
20

		LEFT	RIGHT
Width of Ramp / Pad	(in)	N/A	N/A
Slope of the Ramp / Pad	(%)	N/A	N/A
X Slope of the Ramp / Pad	(%)	N/A	N/A

Stop/Yield Control:	(y/n)	No
Crosswalks Served:		No X-walk
Tee Intersection:	(y/n)	Yes
Vertical Curb:		Rolled



Total Costs for Curb Ramps at : **Coolidge Ave** ***and*** **Wilson Way** **$21,000.00**

Total Costs for Curb Ramps along : **Coolidge Ave** **$21,000.00**

Year Completed	Intersection ID	Survey Street	Cross Street
TBD	241	Cordelia Ave	Verdone St

Orientation & ID #	Ramp Type	Existing Access Barrier and Proposed Solution	Codes / Mitigation Info	Measurements

NE — Curb Ramp Required

328 Access Route

- *As-Built Description:*
  Curb ramp or blended transition not provided where a pedestrian access route crosses a curb.
- *Proposed Solution:*
  Provide a parallel curb ramp, including detectable warning surfaces, and top and bottom landings as required.

CBC 2007 **1127B.5.1**
ADAAG **4.7.1**
PROWAG **R207.1**

Unit Cost **$7000.00**

Priority
8

		LEFT	RIGHT
Width of Ramp / Pad	(in)	N/A	N/A
Slope of the Ramp / Pad	(%)	N/A	N/A
X Slope of the Ramp / Pad	(%)	N/A	N/A

Stop/Yield Control:	(y/n)	No
Crosswalks Served:		No X-walk
Tee Intersection:	(y/n)	Yes
Vertical Curb:		Vertical



NW — Curb Ramp Required

327 Access Route

- *As-Built Description:*
  Curb ramp or blended transition not provided where a pedestrian access route crosses a curb.
- *Proposed Solution:*
  Provide a parallel curb ramp, including detectable warning surfaces, and top and bottom landings as required.

CBC 2007 **1127B.5.1**
ADAAG **4.7.1**
PROWAG **R207.1**

Unit Cost **$7000.00**

Priority
8

		LEFT	RIGHT
Width of Ramp / Pad	(in)	N/A	N/A
Slope of the Ramp / Pad	(%)	N/A	N/A
X Slope of the Ramp / Pad	(%)	N/A	N/A

Stop/Yield Control:	(y/n)	No
Crosswalks Served:		No X-walk
Tee Intersection:	(y/n)	No
Vertical Curb:		Vertical



Total Costs for Curb Ramps at : Cordelia Ave ***and*** Verdone St **$14,000.00**

NE Curb Ramp Required

329 Access Route

- *As-Built Description:*
  Curb ramp or blended transition not provided where a pedestrian access route crosses a curb.
- *Proposed Solution:*
  Provide a parallel curb ramp, including detectable warning surfaces, and top and bottom landings as required.

CBC 2007 **1127B.5.1**
ADAAG **4.7.1**
PROWAG **R207.1**

Unit Cost **$7000.00**

Priority
8

		LEFT	RIGHT
Width of Ramp / Pad	(in)	N/A	N/A
Slope of the Ramp / Pad	(%)	N/A	N/A
X Slope of the Ramp / Pad	(%)	N/A	N/A

Stop/Yield Control:	(y/n)	No
Crosswalks Served:		No X-walk
Tee Intersection:	(y/n)	No
Vertical Curb:		Vertical



SE Curb Ramp Required

330 Access Route

- *As-Built Description:*
  Curb ramp or blended transition not provided where a pedestrian access route crosses a curb.
- *Proposed Solution:*
  Provide a parallel curb ramp, including detectable warning surfaces, and top and bottom landings as required.

CBC 2007 **1127B.5.1**
ADAAG **4.7.1**
PROWAG **R207.1**

Unit Cost **$7000.00**

Priority
8

		LEFT	RIGHT
Width of Ramp / Pad	(in)	N/A	N/A
Slope of the Ramp / Pad	(%)	N/A	N/A
X Slope of the Ramp / Pad	(%)	N/A	N/A

Stop/Yield Control:	(y/n)	No
Crosswalks Served:		No X-walk
Tee Intersection:	(y/n)	No
Vertical Curb:		Vertical



Total Costs for Curb Ramps at : Cordelia Ave and Verte St **$14,000.00**

Total Costs for Curb Ramps along : Cordelia Ave **$28,000.00**

Year Completed	Intersection ID	Survey Street	Cross Street
TBD	244	Cottonwood Dr	Juniper Ct

NE Perpendicular

895 Gutter

- *As-Built Description:*

The slope of the gutter area or street at the foot of a curb ramp, blended transition, pedestrian pad, or island cut through exceeds 1:20 (5%) in the direction of the pedestrian crossing.

- *As-is* 5.9%
- *Proposed Solution:*

Demolish gutter or street area as required and provide 48" x 48" area at foot of curb ramp, blended transition, pedestrian pad, or island cut through with slope no greater than 5%.

CBC 2016 **11B-406.5.8**
CBC 2007 **1127B.5.3**
ADAAG **4.7.2**
ADA-2010 **406.2**
PROWAG **R304.5.4**

Unit Cost **$3000.00**

Priority
16





Width of Ramp / Pad	(in)	52.0
Length of Ramp / Pad	(in)	98.0
Slope of the Ramp / Pad	(%)	5.5
X Slope of the Ramp / Pad	(%)	1.0
Top Landing Length	(in)	48.0
Top Landing Slope	(%)	1.9
Top Landing X Slope	(%)	0.6
Left Flare	(%)	7.8
Right Flare	(%)	8.3
Gutter Slope	(%)	**5.9**
Gutter XSlope	(%)	1.0
Gutter Lip	(in)	**1.0**
Truncated Domes	(y/n)	**Not Contrasting**
Dome Setback	(in)	**10.0**
Street Grade (Left / Right)	(%)	1.3 1.4
Stop/Yield Control:	(y/n)	Yes-Stop Sign
Crosswalks Served:		No X-walk
Tee Intersection:	(y/n)	No
Vertical Curb:		Vertical

NW Perpendicular

896 Ramp Landing

- *As-Built Description:*

Running slope at top landing of existing perpendicular curb ramp exceeds the 1:48 (2%) maximum.

- *As-is* 2.3%
- *Proposed Solution:*

Demolish existing and provide new, perpendicular curb ramp, including detectable warning surfaces, and top and bottom landings as required.

CBC 2016 **11B-406.5.3**
CBC 2007 **1127B.5.4**
ADAAG **4.8.4; 4.8.6**
PROWAG **R304.2.2**

Unit Cost **$6500.00**

Priority
20.5





Width of Ramp / Pad	(in)	52.0
Length of Ramp / Pad	(in)	85.0
Slope of the Ramp / Pad	(%)	5.7
X Slope of the Ramp / Pad	(%)	0.4
Top Landing Length	(in)	48.0
Top Landing Slope	(%)	**2.3**
Top Landing X Slope	(%)	0.7
Left Flare	(%)	7.7
Right Flare	(%)	5.6
Gutter Slope	(%)	**10.6**
Gutter XSlope	(%)	0.9
Gutter Lip	(in)	0.0
Truncated Domes	(y/n)	**Not Contrasting**
Dome Setback	(in)	**9.0**
Street Grade (Left / Right)	(%)	0.8 1.1
Stop/Yield Control:	(y/n)	No
Crosswalks Served:		No X-walk
Tee Intersection:	(y/n)	No
Vertical Curb:		Vertical

SE Perpendicular

894 Ramp Slope

- *As-Built Description:*

Running slope of existing perpendicular curb ramp is less than 5% or greater than 8.3%.

- *As-is* 9.0%
- *Proposed Solution:*

Demolish existing and provide new, perpendicular curb ramp, including detectable warning surfaces, and top and bottom landings as required.

CBC 2016 **11B-406.2.1**
CBC 2007 **1127B.5.3**
ADAAG **4.7.2; 4.8.2**
ADA-2010 **405.2**
PROWAG **R304.2.2**

Unit Cost **$6500.00**

Priority
18

Width of Ramp / Pad	(in)	52.0
Length of Ramp / Pad	(in)	69.0
Slope of the Ramp / Pad	(%)	**9.0**
X Slope of the Ramp / Pad	(%)	0.1
Top Landing Length	(in)	48.0
Top Landing Slope	(%)	1.8
Top Landing X Slope	(%)	1.3
Left Flare	(%)	8.5
Right Flare	(%)	7.8
Gutter Slope	(%)	**6.8**
Gutter XSlope	(%)	1.1
Gutter Lip	(in)	0.0
Truncated Domes	(y/n)	**Not Contrasting**
Dome Setback	(in)	**10.0**
Street Grade (Left / Right)	(%)	0.2 1.4
Stop/Yield Control:	(y/n)	No
Crosswalks Served:		No X-walk
Tee Intersection:	(y/n)	No
Vertical Curb:		Vertical





SW Perpendicular

893 Ramp Slope

- *As-Built Description:*

Running slope of existing perpendicular curb ramp is less than 5% or greater than 8.3%.

- *As-is* 9.3%
- *Proposed Solution:*

Demolish existing and provide new, perpendicular curb ramp, including detectable warning surfaces, and top and bottom landings as required.

CBC 2016 **11B-406.2.1**
CBC 2007 **1127B.5.3**
ADAAG **4.7.2; 4.8.2**
ADA-2010 **405.2**
PROWAG **R304.2.2**

Unit Cost **$6500.00**

Priority
18

Width of Ramp / Pad	(in)	52.0
Length of Ramp / Pad	(in)	80.0
Slope of the Ramp / Pad	(%)	**9.3**
X Slope of the Ramp / Pad	(%)	1.2
Top Landing Length	(in)	49.0
Top Landing Slope	(%)	1.2
Top Landing X Slope	(%)	1.0
Left Flare	(%)	7.0
Right Flare	(%)	9.3
Gutter Slope	(%)	**8.5**
Gutter XSlope	(%)	0.1
Gutter Lip	(in)	0.0
Truncated Domes	(y/n)	**Not Contrasting**
Dome Setback	(in)	**10.0**
Street Grade (Left / Right)	(%)	0.9 1.6
Stop/Yield Control:	(y/n)	Yes-Stop Sign
Crosswalks Served:		No X-walk
Tee Intersection:	(y/n)	No
Vertical Curb:		Vertical





Total Costs for Curb Ramps at : **Cottonwood Dr** ***and*** **Juniper Ct** **$22,500.00**

NE Perpendicular

889 Ramp Slope

- *As-Built Description:*

Running slope of existing perpendicular curb ramp is less than 5% or greater than 8.3%.

- *As-is* 8.5%
- *Proposed Solution:*

Demolish existing and provide new, perpendicular curb ramp, including detectable warning surfaces, and top and bottom landings as required.

CBC 2016 **11B-406.2.1**
CBC 2007 **1127B.5.3**
ADAAG **4.7.2; 4.8.2**
ADA-2010 **405.2**
PROWAG **R304.2.2**

Unit Cost **$6500.00**

Priority
20.5





Width of Ramp / Pad	(in)	52.0
Length of Ramp / Pad	(in)	81.0
Slope of the Ramp / Pad	(%)	**8.5**
X Slope of the Ramp / Pad	(%)	1.7
Top Landing Length	(in)	48.0
Top Landing Slope	(%)	0.9
Top Landing X Slope	(%)	2.0
Left Flare	(%)	**10.2**
Right Flare	(%)	7.0
Gutter Slope	(%)	**5.9**
Gutter XSlope	(%)	0.2
Gutter Lip	(in)	**0.5**
Truncated Domes	(y/n)	**Not Contrasting**
Dome Setback	(in)	**10.0**
Street Grade (Left / Right)	(%)	0.6 2.1
Stop/Yield Control:	(y/n)	Yes-Stop Sign
Crosswalks Served:		No X-walk
Tee Intersection:	(y/n)	No
Vertical Curb:		Vertical

NW Perpendicular

892 Ramp Landing

- *As-Built Description:*

Top landing at existing perpendicular curb ramp or blended transition is less than 48" x 48" (60" length x ramp width preferred).

- *As-is* 46.0"
- *Proposed Solution:*

Demolish existing and provide new, parallel curb ramp, including detectable warning surfaces, and top and bottom landings as required.

CBC 2016 **11B-406.5.3**
CBC 2007 **1127B.5.4**
ADAAG **4.8.4**
ADA-2010 **405.7**
PROWAG **R304.2.1**

Unit Cost **$7000.00**

Priority
22.75





Width of Ramp / Pad	(in)	52.0
Length of Ramp / Pad	(in)	79.0
Slope of the Ramp / Pad	(%)	8.2
X Slope of the Ramp / Pad	(%)	0.1
Top Landing Length	(in)	**46.0**
Top Landing Slope	(%)	0.9
Top Landing X Slope	(%)	1.1
Left Flare	(%)	7.6
Right Flare	(%)	**11.7**
Gutter Slope	(%)	**7.4**
Gutter XSlope	(%)	0.1
Gutter Lip	(in)	**0.5**
Truncated Domes	(y/n)	**Not Contrasting**
Dome Setback	(in)	**10.0**
Street Grade (Left / Right)	(%)	0.0 2.5
Stop/Yield Control:	(y/n)	No
Crosswalks Served:		No X-walk
Tee Intersection:	(y/n)	No
Vertical Curb:		Vertical

SE Perpendicular

890 Ramp Landing

- *As-Built Description:*
  Cross slope at top landing of existing perpendicular curb ramp exceeds 2%.
- *As-is* 2.3%
- *Proposed Solution:*
  Demolish existing and provide new, perpendicular curb ramp, including detectable warning surfaces, and top and bottom landings as required.

CBC 2016 **11B-406.5.3**
CBC 2007 **1127B.5.4**
ADAAG **4.8.4; 4.8.6**
ADA-2010 **405.7**
PROWAG **R304.5.3**

Unit Cost **$3250.00**

Priority
19




Width of Ramp / Pad	(in)	53.0
Length of Ramp / Pad	(in)	88.0
Slope of the Ramp / Pad	(%)	7.7
X Slope of the Ramp / Pad	(%)	0.8
Top Landing Length	(in)	48.0
Top Landing Slope	(%)	0.1
Top Landing X Slope	(%)	**2.3**
Left Flare	(%)	6.6
Right Flare	(%)	9.6
Gutter Slope	(%)	**7.3**
Gutter XSlope	(%)	0.8
Gutter Lip	(in)	**0.25**
Truncated Domes	(y/n)	**Not Contrasting**
Dome Setback	(in)	**10.0**
Street Grade (Left / Right)	(%)	2.7 0.2
Stop/Yield Control:	(y/n)	No
Crosswalks Served:		No X-walk
Tee Intersection:	(y/n)	No
Vertical Curb:		Vertical

SW Perpendicular

891 Ramp Slope

- *As-Built Description:*
  Running slope of existing perpendicular curb ramp is less than 5% or greater than 8.3%.
- *As-is* 8.4%
- *Proposed Solution:*
  Demolish existing and provide new, perpendicular curb ramp, including detectable warning surfaces, and top and bottom landings as required.

CBC 2016 **11B-406.2.1**
CBC 2007 **1127B.5.3**
ADAAG **4.7.2; 4.8.2**
ADA-2010 **405.2**
PROWAG **R304.2.2**

Unit Cost **$6500.00**

Priority
21




Width of Ramp / Pad	(in)	52.0
Length of Ramp / Pad	(in)	84.0
Slope of the Ramp / Pad	(%)	**8.4**
X Slope of the Ramp / Pad	(%)	1.6
Top Landing Length	(in)	48.0
Top Landing Slope	(%)	0.5
Top Landing X Slope	(%)	1.7
Left Flare	(%)	9.5
Right Flare	(%)	7.8
Gutter Slope	(%)	**8.2**
Gutter XSlope	(%)	0.7
Gutter Lip	(in)	**1.0**
Truncated Domes	(y/n)	**Not Contrasting**
Dome Setback	(in)	**10.0**
Street Grade (Left / Right)	(%)	0.5 1.9
Stop/Yield Control:	(y/n)	Yes-Stop Sign
Crosswalks Served:		No X-walk
Tee Intersection:	(y/n)	No
Vertical Curb:		Vertical

Total Costs for Curb Ramps at : Cottonwood Dr and Parkridge Dr **$23,250.00**

NE Perpendicular

904 Gutter

- *As-Built Description:*

The slope of the gutter area or street at the foot of a curb ramp, blended transition, pedestrian pad, or island cut through exceeds 1:20 (5%) in the direction of the pedestrian crossing.

- *As-is* 6.7%
- *Proposed Solution:*

Demolish gutter or street area as required and provide 48" x 48" area at foot of curb ramp, blended transition, pedestrian pad, or island cut through with slope no greater than 5%.

CBC 2016 **11B-406.5.8**
CBC 2007 **1127B.5.3**
ADAAG **4.7.2**
ADA-2010 **406.2**
PROWAG **R304.5.4**

Unit Cost **$3000.00**

Priority
19

Width of Ramp / Pad	(in)	49.0
Length of Ramp / Pad	(in)	84.0
Slope of the Ramp / Pad	(%)	7.7
X Slope of the Ramp / Pad	(%)	0.0
Top Landing Length	(in)	48.0
Top Landing Slope	(%)	1.3
Top Landing X Slope	(%)	1.3
Left Flare	(%)	5.8
Right Flare	(%)	7.7
Gutter Slope	(%)	**6.7**
Gutter XSlope	(%)	**2.2**
Gutter Lip	(in)	**0.25**
Truncated Domes	(y/n)	**Not Contrasting**
Dome Setback	(in)	**10.0**
Street Grade (Left / Right)	(%)	0.9 0.8
Stop/Yield Control:	(y/n)	Yes-Stop Sign
Crosswalks Served:		No X-walk
Tee Intersection:	(y/n)	No
Vertical Curb:		Vertical





NW Perpendicular

903 Ramp Landing

- *As-Built Description:*

Top landing at existing perpendicular curb ramp or blended transition is less than 48" x 48" (60" length x ramp width preferred).

- *As-is* 47.0"
- *Proposed Solution:*

Demolish existing and provide new, parallel curb ramp, including detectable warning surfaces, and top and bottom landings as required.

CBC 2016 **11B-406.5.3**
CBC 2007 **1127B.5.4**
ADAAG **4.8.4**
ADA-2010 **405.7**
PROWAG **R304.2.1**

Unit Cost **$7000.00**

Priority
21.25

Width of Ramp / Pad	(in)	49.0
Length of Ramp / Pad	(in)	82.0
Slope of the Ramp / Pad	(%)	7.3
X Slope of the Ramp / Pad	(%)	1.0
Top Landing Length	(in)	**47.0**
Top Landing Slope	(%)	**2.7**
Top Landing X Slope	(%)	1.7
Left Flare	(%)	7.4
Right Flare	(%)	7.0
Gutter Slope	(%)	**7.8**
Gutter XSlope	(%)	0.6
Gutter Lip	(in)	**0.25**
Truncated Domes	(y/n)	**Not Contrasting**
Dome Setback	(in)	**10.0**
Street Grade (Left / Right)	(%)	1.6 2.2
Stop/Yield Control:	(y/n)	No
Crosswalks Served:		No X-walk
Tee Intersection:	(y/n)	No
Vertical Curb:		Vertical





SE Perpendicular

901 Gutter

- *As-Built Description:*

The slope of the gutter area or street at the foot of a curb ramp, blended transition, pedestrian pad, or island cut through exceeds 1:20 (5%) in the direction of the pedestrian crossing.

- *As-is* 11.1%
- *Proposed Solution:*

Demolish gutter or street area as required and provide 48" x 48" area at foot of curb ramp, blended transition, pedestrian pad, or island cut through with slope no greater than 5%.

CBC 2016 **11B-406.5.8**
CBC 2007 **1127B.5.3**
ADAAG **4.7.2**
ADA-2010 **406.2**
PROWAG **R304.5.4**

Unit Cost **$3000.00**

Priority
26.5

Width of Ramp / Pad	(in)	51.0
Length of Ramp / Pad	(in)	82.0
Slope of the Ramp / Pad	(%)	6.4
X Slope of the Ramp / Pad	(%)	1.5
Top Landing Length	(in)	49.0
Top Landing Slope	(%)	1.8
Top Landing X Slope	(%)	1.7
Left Flare	(%)	8.9
Right Flare	(%)	4.5
Gutter Slope	(%)	**11.1**
Gutter XSlope	(%)	**5.2**
Gutter Lip	(in)	**0.25**
Truncated Domes	(y/n)	**Not Contrasting**
Dome Setback	(in)	**10.0**
Street Grade (Left / Right)	(%)	0.4 2.2
Stop/Yield Control:	(y/n)	No
Crosswalks Served:		No X-walk
Tee Intersection:	(y/n)	No
Vertical Curb:		Vertical





SW Perpendicular

902 Ramp Slope

- *As-Built Description:*

Cross slope of an existing perpendicular curb ramp exceeds 1:48 (2%).

- *As-is* 3.0%
- *Proposed Solution:*

Demolish existing and provide new, perpendicular curb ramp, including detectable warning surfaces, and top and bottom landings as required.

CBC 2016 **11B-406.5.7**
CBC 2007 **1133B.5.3.1**
ADAAG **4.8.6**
ADA-2010 **405.3**
PROWAG **R304.5.3**

Unit Cost **$6500.00**

Priority
18

Width of Ramp / Pad	(in)	51.0
Length of Ramp / Pad	(in)	96.0
Slope of the Ramp / Pad	(%)	6.0
X Slope of the Ramp / Pad	(%)	**3.0**
Top Landing Length	(in)	48.0
Top Landing Slope	(%)	1.6
Top Landing X Slope	(%)	1.4
Left Flare	(%)	6.8
Right Flare	(%)	9.7
Gutter Slope	(%)	**6.0**
Gutter XSlope	(%)	1.6
Gutter Lip	(in)	0.0
Truncated Domes	(y/n)	**Not Contrasting**
Dome Setback	(in)	**11.0**
Street Grade (Left / Right)	(%)	1.9 1.6
Stop/Yield Control:	(y/n)	Yes-Stop Sign
Crosswalks Served:		No X-walk
Tee Intersection:	(y/n)	No
Vertical Curb:		Vertical





Total Costs for Curb Ramps at : Cottonwood Dr and Peach Ct **$19,500.00**

NE Perpendicular

899 Ramp Landing

- *As-Built Description:*

Top landing at existing perpendicular curb ramp or blended transition is less than 48" x 48" (60" length x ramp width preferred).

- *As-is* 47.0"
- *Proposed Solution:*

Demolish existing and provide new, parallel curb ramp, including detectable warning surfaces, and top and bottom landings as required.

CBC 2016 **11B-406.5.3**
CBC 2007 **1127B.5.4**
ADAAG **4.8.4**
ADA-2010 **405.7**
PROWAG **R304.2.1**

Unit Cost **$7000.00**

Priority
20.25





Width of Ramp / Pad	(in)	52.0
Length of Ramp / Pad	(in)	78.0
Slope of the Ramp / Pad	(%)	5.8
X Slope of the Ramp / Pad	(%)	0.8
Top Landing Length	(in)	**47.0**
Top Landing Slope	(%)	**2.8**
Top Landing X Slope	(%)	0.5
Left Flare	(%)	5.6
Right Flare	(%)	8.7
Gutter Slope	(%)	**5.7**
Gutter XSlope	(%)	1.2
Gutter Lip	(in)	0.0
Truncated Domes	(y/n)	**Not Contrasting**
Dome Setback	(in)	**10.0**
Street Grade (Left / Right)	(%)	1.1 0.2
Stop/Yield Control:	(y/n)	Yes-Stop Sign
Crosswalks Served:		No X-walk
Tee Intersection:	(y/n)	No
Vertical Curb:		Vertical

NW Perpendicular

900 Gutter

- *As-Built Description:*

The slope of the gutter area or street at the foot of a curb ramp, blended transition, pedestrian pad, or island cut through exceeds 1:20 (5%) in the direction of the pedestrian crossing.

- *As-is* 10.8%
- *Proposed Solution:*

Demolish gutter or street area as required and provide 48" x 48" area at foot of curb ramp, blended transition, pedestrian pad, or island cut through with slope no greater than 5%.

CBC 2016 **11B-406.5.8**
CBC 2007 **1127B.5.3**
ADAAG **4.7.2**
ADA-2010 **406.2**
PROWAG **R304.5.4**

Unit Cost **$3000.00**

Priority
19





Width of Ramp / Pad	(in)	51.0
Length of Ramp / Pad	(in)	96.0
Slope of the Ramp / Pad	(%)	5.9
X Slope of the Ramp / Pad	(%)	1.1
Top Landing Length	(in)	48.0
Top Landing Slope	(%)	0.8
Top Landing X Slope	(%)	0.1
Left Flare	(%)	6.8
Right Flare	(%)	6.3
Gutter Slope	(%)	**10.8**
Gutter XSlope	(%)	1.4
Gutter Lip	(in)	**0.5**
Truncated Domes	(y/n)	**Not Contrasting**
Dome Setback	(in)	**10.0**
Street Grade (Left / Right)	(%)	0.1 1.9
Stop/Yield Control:	(y/n)	No
Crosswalks Served:		No X-walk
Tee Intersection:	(y/n)	No
Vertical Curb:		Vertical

SE Perpendicular

898 Ramp Landing

- *As-Built Description:*

Top landing at existing perpendicular curb ramp or blended transition is less than 48" x 48" (60" length x ramp width preferred).

- *As-is* 47.0"
- *Proposed Solution:*

Demolish existing and provide new, parallel curb ramp, including detectable warning surfaces, and top and bottom landings as required.

CBC 2016 **11B-406.5.3**
CBC 2007 **1127B.5.4**
ADAAG **4.8.4**
ADA-2010 **405.7**
PROWAG **R304.2.1**

Unit Cost **$7000.00**

Priority
21.25

Width of Ramp / Pad	(in)	51.0
Length of Ramp / Pad	(in)	82.0
Slope of the Ramp / Pad	(%)	7.1
X Slope of the Ramp / Pad	(%)	1.5
Top Landing Length	(in)	**47.0**
Top Landing Slope	(%)	**2.5**
Top Landing X Slope	(%)	0.7
Left Flare	(%)	7.4
Right Flare	(%)	7.2
Gutter Slope	(%)	**6.7**
Gutter XSlope	(%)	0.8
Gutter Lip	(in)	**0.5**
Truncated Domes	(y/n)	**Not Contrasting**
Dome Setback	(in)	**9.0**
Street Grade (Left / Right)	(%)	1.3 0.8
Stop/Yield Control:	(y/n)	No
Crosswalks Served:		No X-walk
Tee Intersection:	(y/n)	No
Vertical Curb:		Vertical





SW Perpendicular

897 Gutter

- *As-Built Description:*

The slope of the gutter area or street at the foot of a curb ramp, blended transition, pedestrian pad, or island cut through exceeds 1:20 (5%) in the direction of the pedestrian crossing.

- *As-is* 7.8%
- *Proposed Solution:*

Demolish gutter or street area as required and provide 48" x 48" area at foot of curb ramp, blended transition, pedestrian pad, or island cut through with slope no greater than 5%.

- *Notes:* Holes in street in front of BL.

CBC 2016 **11B-406.5.8**
CBC 2007 **1127B.5.3**
ADAAG **4.7.2**
ADA-2010 **406.2**
PROWAG **R304.5.4**

Unit Cost **$3000.00**

Priority
15.5

Width of Ramp / Pad	(in)	53.0
Length of Ramp / Pad	(in)	81.0
Slope of the Ramp / Pad	(%)	6.4
X Slope of the Ramp / Pad	(%)	0.5
Top Landing Length	(in)	48.0
Top Landing Slope	(%)	1.8
Top Landing X Slope	(%)	0.5
Left Flare	(%)	7.4
Right Flare	(%)	9.7
Gutter Slope	(%)	**7.8**
Gutter XSlope	(%)	1.3
Gutter Lip	(in)	0.0
Truncated Domes	(y/n)	**Not Contrasting**
Dome Setback	(in)	**10.0**
Street Grade (Left / Right)	(%)	1.6 0.2
Stop/Yield Control:	(y/n)	Yes-Stop Sign
Crosswalks Served:		No X-walk
Tee Intersection:	(y/n)	No
Vertical Curb:		Vertical





Total Costs for Curb Ramps at : Cottonwood Dr and Spruce Ct **$20,000.00**

Total Costs for Curb Ramps along : Cottonwood Dr **$85,250.00**

Year Completed	Intersection ID	Survey Street	Cross Street
TBD	247	Cypress Ln	Gill Way

Orientation & ID #	Ramp Type	Existing Access Barrier and Proposed Solution	Codes / Mitigation Info	Measurements

NE — Curb Ramp Required

926 Access Route

- *As-Built Description:*
  Curb ramp or blended transition not provided where a pedestrian access route crosses a curb.
- *Proposed Solution:*
  Provide a parallel curb ramp, including detectable warning surfaces, and top and bottom landings as required.

CBC 2007 **1127B.5.1**
ADAAG **4.7.1**
PROWAG **R207.1**

Unit Cost **$7000.00**

Priority
52

		LEFT	RIGHT
Width of Ramp / Pad	(in)	N/A	N/A
Slope of the Ramp / Pad	(%)	N/A	N/A
X Slope of the Ramp / Pad	(%)	N/A	N/A
Stop/Yield Control:	(y/n)	No	
Crosswalks Served:		No X-walk	
Tee Intersection:	(y/n)	Yes	
Vertical Curb:		Vertical	



NW — Perpendicular

925 Ramp Landing

- *As-Built Description:*
  Top landing at existing perpendicular curb ramp or blended transition is less than 48" x 48" (60" length x ramp width preferred).
- *As-is* 0.0"
- *Proposed Solution:*
  Demolish existing and provide new, parallel curb ramp, including detectable warning surfaces, and top and bottom landings as required.

CBC 2016 **11B-406.5.3**
CBC 2007 **1127B.5.4**
ADAAG **4.8.4**
ADA-2010 **405.7**
PROWAG **R304.2.1**

Unit Cost **$7000.00**

Priority
77

Width of Ramp / Pad	(in)	48.0
Length of Ramp / Pad	(in)	56.0
Slope of the Ramp / Pad	(%)	2.0
X Slope of the Ramp / Pad	(%)	**2.9**
Top Landing Length	(in)	**0.0**
Top Landing Slope	(%)	N/A
Top Landing X Slope	(%)	N/A
Left Flare	(%)	2.0
Right Flare	(%)	7.3
Gutter Slope	(%)	**6.2**
Gutter XSlope	(%)	**2.8**
Gutter Lip	(in)	**1.0**
Truncated Domes	(y/n)	**NO**
Street Grade (Left / Right)	(%)	3.9 0.1
Stop/Yield Control:	(y/n)	No
Crosswalks Served:		No X-walk
Tee Intersection:	(y/n)	Yes
Vertical Curb:		Vertical





SW Perpendicular

924 Ramp Landing

- *As-Built Description:*

Top landing at existing perpendicular curb ramp or blended transition is less than 48" x 48" (60" length x ramp width preferred).

- *As-is* 0.0"
- *Proposed Solution:*

Demolish existing and provide new, parallel curb ramp, including detectable warning surfaces, and top and bottom landings as required.

CBC 2016 **11B-406.5.3**
CBC 2007 **1127B.5.4**
ADAAG **4.8.4**
ADA-2010 **405.7**
PROWAG **R304.2.1**

Unit Cost **$7000.00**

Priority
85.25

Width of Ramp / Pad	(in)	**44.0**
Length of Ramp / Pad	(in)	58.0
Slope of the Ramp / Pad	(%)	**12.8**
X Slope of the Ramp / Pad	(%)	1.7
Top Landing Length	(in)	**0.0**
Top Landing Slope	(%)	N/A
Top Landing X Slope	(%)	N/A
Left Flare	(%)	9.3
Right Flare	(%)	**12.0**
Gutter Slope	(%)	**7.1**
Gutter XSlope	(%)	0.9
Gutter Lip	(in)	**1.0**
Truncated Domes	(y/n)	**NO**
Street Grade (Left / Right)	(%)	0.3 1.3
Stop/Yield Control:	(y/n)	Yes-Stop Sign
Crosswalks Served:		No X-walk
Tee Intersection:	(y/n)	Yes
Vertical Curb:		Vertical





Total Costs for Curb Ramps at : **Cypress Ln** ***and*** **Gill Way** **$21,000.00**

NE Perpendicular

775 Ramp Landing

- *As-Built Description:*

Top landing at existing perpendicular curb ramp or blended transition is less than 48" x 48" (60" length x ramp width preferred).

- *As-is* 0.0"
- *Proposed Solution:*

Demolish existing and provide new, parallel curb ramp, including detectable warning surfaces, and top and bottom landings as required.

CBC 2016 **11B-406.5.3**
CBC 2007 **1127B.5.4**
ADAAG **4.8.4**
ADA-2010 **405.7**
PROWAG **R304.2.1**

Unit Cost **$7000.00**

Priority
76.5

Width of Ramp / Pad	(in)	**20.0**
Length of Ramp / Pad	(in)	60.0
Slope of the Ramp / Pad	(%)	**8.8**
X Slope of the Ramp / Pad	(%)	1.4
Top Landing Length	(in)	**0.0**
Top Landing Slope	(%)	N/A
Top Landing X Slope	(%)	N/A
Left Flare	(%)	**10.1**
Right Flare	(%)	7.3
Gutter Slope	(%)	**10.8**
Gutter XSlope	(%)	1.9
Gutter Lip	(in)	**1.5**
Truncated Domes	(y/n)	**NO**
Street Grade (Left / Right)	(%)	0.2 0.4
Stop/Yield Control:	(y/n)	No
Crosswalks Served:		No X-walk
Tee Intersection:	(y/n)	Yes
Vertical Curb:		Vertical





NW Perpendicular

774 Ramp Landing

- *As-Built Description:*

Top landing at existing perpendicular curb ramp or blended transition is less than 48" x 48" (60" length x ramp width preferred).

- *As-is* 0.0"
- *Proposed Solution:*

Demolish existing and provide new, parallel curb ramp, including detectable warning surfaces, and top and bottom landings as required.

CBC 2016 **11B-406.5.3**
CBC 2007 **1127B.5.4**
ADAAG **4.8.4**
ADA-2010 **405.7**
PROWAG **R304.2.1**

Unit Cost **$7000.00**

Priority
88.5

Width of Ramp / Pad	(in)	26.0
Length of Ramp / Pad	(in)	66.0
Slope of the Ramp / Pad	(%)	11.8
X Slope of the Ramp / Pad	(%)	1.8
Top Landing Length	(in)	0.0
Top Landing Slope	(%)	N/A
Top Landing X Slope	(%)	N/A
Left Flare	(%)	5.2
Right Flare	(%)	13.6
Gutter Slope	(%)	9.1
Gutter XSlope	(%)	6.9
Gutter Lip	(in)	2.0
Truncated Domes	(y/n)	NO
Street Grade (Left / Right)	(%)	0.5 0.4
Stop/Yield Control:	(y/n)	No
Crosswalks Served:		No X-walk
Tee Intersection:	(y/n)	Yes
Vertical Curb:		Vertical





SE Curb Ramp Required

776 Access Route

- *As-Built Description:*

Curb ramp or blended transition not provided where a pedestrian access route crosses a curb.

- *Proposed Solution:*

Provide a parallel curb ramp, including detectable warning surfaces, and top and bottom landings as required.

CBC 2007 **1127B.5.1**
ADAAG **4.7.1**
PROWAG **R207.1**

Unit Cost **$7000.00**

Priority
34

		LEFT	RIGHT
Width of Ramp / Pad	(in)	N/A	N/A
Slope of the Ramp / Pad	(%)	N/A	N/A
X Slope of the Ramp / Pad	(%)	N/A	N/A
Stop/Yield Control:	(y/n)	No	
Crosswalks Served:		No X-walk	
Tee Intersection:	(y/n)	Yes	
Vertical Curb:		Vertical	



Total Costs for Curb Ramps at : Cypress Ln and Holiday Way **$21,000.00**

NE Perpendicular

759 Detectable Warnings

CBC 2016 **11B-705.1.2.2**
CBC 2007 **1127B.5.7**
ADAAG **4.7.7**
ADA-2010 **705.1**
PROWAG **R305.1**

• *As-Built Description:*

Contrasting detectable warning surface not provided where a curb ramp, landing, blended transition, pedestrian pad, or island cut through connects to a street.

• *Proposed Solution:*

Install a compliant truncated dome surface that extends the full width and depth (36" min.) of the curb ramp, landing, blended transition, pedestrian pad, or island cut through, excluding the flared sides, inside the grooved

Unit Cost **$2500.00**

Priority

34

Width of Ramp / Pad	(in)	48.0
Length of Ramp / Pad	(in)	74.0
Slope of the Ramp / Pad	(%)	7.8
X Slope of the Ramp / Pad	(%)	1.9
Top Landing Length	(in)	55.0
Top Landing Slope	(%)	0.3
Top Landing X Slope	(%)	1.6
Left Flare	(%)	4.6
Right Flare	(%)	5.4
Gutter Slope	(%)	3.9
Gutter XSlope	(%)	1.4
Gutter Lip	(in)	0.0
Truncated Domes	(y/n)	**Not Contrasting**
Dome Setback	(in)	6.0
Street Grade (Left / Right)	(%)	0.9 3.0
Stop/Yield Control:	(y/n)	Yes-Stop Sign
Crosswalks Served:		No X-walk
Tee Intersection:	(y/n)	Yes
Vertical Curb:		Vertical





NW Curb Ramp Required

758 Access Route

CBC 2007 **1127B.5.1**
ADAAG **4.7.1**
PROWAG **R207.1**

• *As-Built Description:*

Curb ramp or blended transition not provided where a pedestrian access route crosses a curb.

• *Proposed Solution:*

Provide a parallel curb ramp, including detectable warning surfaces, and top and bottom landings as required.

Unit Cost **$7000.00**

Priority

18

		LEFT	RIGHT
Width of Ramp / Pad	(in)	N/A	N/A
Slope of the Ramp / Pad	(%)	N/A	N/A
X Slope of the Ramp / Pad	(%)	N/A	N/A
Stop/Yield Control:	(y/n)	No	
Crosswalks Served:		No X-walk	
Tee Intersection:	(y/n)	Yes	
Vertical Curb:		Vertical	



SE Perpendicular

760 Ramp Slope

- *As-Built Description:*

Running slope of existing perpendicular curb ramp is less than 5% or greater than 8.3%.

- *As-is* 8.7%
- *Proposed Solution:*

Demolish existing and provide new, perpendicular curb ramp, including detectable warning surfaces, and top and bottom landings as required.

CBC 2016 **11B-406.2.1**
CBC 2007 **1127B.5.3**
ADAAG **4.7.2; 4.8.2**
ADA-2010 **405.2**
PROWAG **R304.2.2**

Unit Cost **$6500.00**

Priority
51.5

Width of Ramp / Pad	(in)	49.0
Length of Ramp / Pad	(in)	84.0
Slope of the Ramp / Pad	(%)	**8.7**
X Slope of the Ramp / Pad	(%)	2.0
Top Landing Length	(in)	48.0
Top Landing Slope	(%)	1.5
Top Landing X Slope	(%)	**3.5**
Left Flare	(%)	9.2
Right Flare	(%)	4.3
Gutter Slope	(%)	**5.9**
Gutter XSlope	(%)	**3.8**
Gutter Lip	(in)	0.0
Truncated Domes	(y/n)	**Not Contrasting**
Dome Setback	(in)	6.0
Street Grade (Left / Right)	(%)	3.4 0.4
Stop/Yield Control:	(y/n)	No
Crosswalks Served:		No X-walk
Tee Intersection:	(y/n)	Yes
Vertical Curb:		Vertical





Total Costs for Curb Ramps at : Cypress Ln *and* Oleander Dr $16,000.00

NW Curb Ramp Required

773 Access Route

- *As-Built Description:*

Curb ramp or blended transition not provided where a pedestrian access route crosses a curb.

- *Proposed Solution:*

Provide a parallel curb ramp, including detectable warning surfaces, and top and bottom landings as required.

CBC 2007 **1127B.5.1**
ADAAG **4.7.1**
PROWAG **R207.1**

Unit Cost **$7000.00**

Priority
34

		LEFT	RIGHT
Width of Ramp / Pad	(in)	N/A	N/A
Slope of the Ramp / Pad	(%)	N/A	N/A
X Slope of the Ramp / Pad	(%)	N/A	N/A
Stop/Yield Control:	(y/n)	No	
Crosswalks Served:		No X-walk	
Tee Intersection:	(y/n)	Yes	
Vertical Curb:		Vertical	



SE Perpendicular

771 Gutter

- *As-Built Description:*

The slope of the gutter area or street at the foot of a curb ramp, blended transition, pedestrian pad, or island cut through exceeds 1:20 (5%) in the direction of the pedestrian crossing.

- *As-is* 11.6%
- *Proposed Solution:*

Demolish gutter or street area as required and provide 48" x 48" area at foot of curb ramp, blended transition, pedestrian pad, or island cut through with slope no greater than 5%.

CBC 2016 **11B-406.5.8**
CBC 2007 **1127B.5.3**
ADAAG **4.7.2**
ADA-2010 **406.2**
PROWAG **R304.5.4**

Unit Cost **$3000.00**

Priority
53

Width of Ramp / Pad	(in)	57.0
Length of Ramp / Pad	(in)	61.0
Slope of the Ramp / Pad	(%)	5.9
X Slope of the Ramp / Pad	(%)	1.6
Top Landing Length	(in)	67.0
Top Landing Slope	(%)	1.3
Top Landing X Slope	(%)	0.0
Left Flare	(%)	8.8
Right Flare	(%)	6.7
Gutter Slope	(%)	**11.6**
Gutter XSlope	(%)	1.6
Gutter Lip	(in)	**0.5**
Truncated Domes	(y/n)	**NO**
Street Grade (Left / Right)	(%)	0.4 0.6
Stop/Yield Control:	(y/n)	Yes-Stop Sign
Within Crosswalk	(y/n)	**NO**
Crosswalks Served:		1 X-walk
Tee Intersection:	(y/n)	Yes
Vertical Curb:		Vertical





SW Perpendicular

772 Ramp Landing

- *As-Built Description:*

Running slope at top landing of existing perpendicular curb ramp exceeds the 1:48 (2%) maximum.

- *As-is* 3.5%
- *Proposed Solution:*

Demolish existing and provide new, perpendicular curb ramp, including detectable warning surfaces, and top and bottom landings as required.

CBC 2016 **11B-406.5.3**
CBC 2007 **1127B.5.4**
ADAAG **4.8.4; 4.8.6**
PROWAG **R304.2.2**

Unit Cost **$6500.00**

Priority
58

Width of Ramp / Pad	(in)	51.0
Length of Ramp / Pad	(in)	61.0
Slope of the Ramp / Pad	(%)	7.0
X Slope of the Ramp / Pad	(%)	0.6
Top Landing Length	(in)	66.0
Top Landing Slope	(%)	**3.5**
Top Landing X Slope	(%)	0.4
Left Flare	(%)	6.4
Right Flare	(%)	6.9
Gutter Slope	(%)	**11.0**
Gutter XSlope	(%)	1.1
Gutter Lip	(in)	**0.5**
Truncated Domes	(y/n)	**NO**
Street Grade (Left / Right)	(%)	1.4 1.0
Stop/Yield Control:	(y/n)	No
Within Crosswalk	(y/n)	**NO**
Crosswalks Served:		1 X-walk
Tee Intersection:	(y/n)	Yes
Vertical Curb:		Vertical





Total Costs for Curb Ramps at : Cypress Ln and Thomas Chidlaw Dr **$16,500.00**

Total Costs for Curb Ramps along : Cypress Ln **$74,500.00**

Year Completed	Intersection ID	Survey Street	Cross Street
TBD	252	Defender St	Washington Rd

NE Perpendicular

852 Ramp Landing

- *As-Built Description:*

Top landing at existing perpendicular curb ramp or blended transition is less than 48" x 48" (60" length x ramp width preferred).

- *As-is* 46.0"
- *Proposed Solution:*

Demolish existing and provide new, parallel curb ramp, including detectable warning surfaces, and top and bottom landings as required.

CBC 2016 **11B-406.5.3**
CBC 2007 **1127B.5.4**
ADAAG **4.8.4**
ADA-2010 **405.7**
PROWAG **R304.2.1**

Unit Cost **$7000.00**

Priority
63.25





Width of Ramp / Pad	(in)	48.0
Length of Ramp / Pad	(in)	88.0
Slope of the Ramp / Pad	(%)	6.9
X Slope of the Ramp / Pad	(%)	1.8
Top Landing Length	(in)	**46.0**
Top Landing Slope	(%)	1.9
Top Landing X Slope	(%)	**2.9**
Left Flare	(%)	9.5
Right Flare	(%)	7.4
Gutter Slope	(%)	4.2
Gutter XSlope	(%)	1.8
Gutter Lip	(in)	0.0
Truncated Domes	(y/n)	Non-Compliant
Dome Setback	(in)	**10.0**
Street Grade (Left / Right)	(%)	0.7 0.2
Stop/Yield Control:	(y/n)	No
Crosswalks Served:		No X-walk
Tee Intersection:	(y/n)	Yes
Vertical Curb:		Vertical

NW Perpendicular

853 Gutter

- *As-Built Description:*

The slope of the gutter area or street at the foot of a curb ramp, blended transition, pedestrian pad, or island cut through exceeds 1:20 (5%) in the direction of the pedestrian crossing.

- *As-is* 6.1%
- *Proposed Solution:*

Demolish gutter or street area as required and provide 48" x 48" area at foot of curb ramp, blended transition, pedestrian pad, or island cut through with slope no greater than 5%.

CBC 2016 **11B-406.5.8**
CBC 2007 **1127B.5.3**
ADAAG **4.7.2**
ADA-2010 **406.2**
PROWAG **R304.5.4**

Unit Cost **$3000.00**

Priority
61





Width of Ramp / Pad	(in)	48.0
Length of Ramp / Pad	(in)	83.0
Slope of the Ramp / Pad	(%)	6.7
X Slope of the Ramp / Pad	(%)	1.5
Top Landing Length	(in)	48.0
Top Landing Slope	(%)	1.7
Top Landing X Slope	(%)	2.0
Left Flare	(%)	5.0
Right Flare	(%)	8.6
Gutter Slope	(%)	**6.1**
Gutter XSlope	(%)	0.3
Gutter Lip	(in)	0.0
Truncated Domes	(y/n)	Non-Compliant
Dome Setback	(in)	**10.0**
Street Grade (Left / Right)	(%)	1.3 0.3
Stop/Yield Control:	(y/n)	Yes-Stop Sign
Crosswalks Served:		No X-walk
Tee Intersection:	(y/n)	Yes
Vertical Curb:		Vertical

SW **Curb Ramp Required**

854 Access Route

- *As-Built Description:*

  Curb ramp or blended transition not provided where a pedestrian access route crosses a curb.

- *Proposed Solution:*

  Provide a parallel curb ramp, including detectable warning surfaces, and top and bottom landings as required.

CBC 2007 **1127B.5.1**
ADAAG **4.7.1**
PROWAG **R207.1**

Unit Cost **$7000.00**

Priority
66

		LEFT	RIGHT
Width of Ramp / Pad	(in)	N/A	N/A
Slope of the Ramp / Pad	(%)	N/A	N/A
X Slope of the Ramp / Pad	(%)	N/A	N/A

Stop/Yield Control:	(y/n)	No
Crosswalks Served:		No X-walk
Tee Intersection:	(y/n)	Yes
Vertical Curb:		Vertical



Total Costs for Curb Ramps at : **Defender St** ***and*** **Washington Rd** **$17,000.00**

Total Costs for Curb Ramps along : **Defender St** **$17,000.00**

Year Completed	Intersection ID	Survey Street	Cross Street
TBD	258	Dorothy Way	Howell Rd

NE Parallel

737 Ramp Landing

- *As-Built Description:*
  Cross slope at top landing of existing parallel curb ramp exceeds 2%.
- *As-is* Right: 2.9%
- *Proposed Solution:*
  Demolish existing and provide new top landing sloped at 2% max. Curb ramp to remain.

CBC 2016 **11B-406.5.3**
CBC 2007 **1127B.5.4**
ADAAG **4.8.4; 4.8.6**
PROWAG **R304.5.3**

Unit Cost **$3500.00**

Priority
69.5





		LEFT	RIGHT
Width of Ramp / Pad	(in)	48.0	54.0
Length of Ramp / Pad	(in)	57.0	88.0
Slope of the Ramp / Pad	(%)	3.8	6.3
X Slope of the Ramp / Pad	(%)	1.2	1.6
Top Landing Length	(in)	48.0	48.0
Top Landing Slope	(%)	1.3	0.8
Top Landing X Slope	(%)	0.5	**2.9**
Bottom Landing Length	(in)	48.0	
Bottom Landing Slope	(%)	0.1	
Bottom Landing X Slope	(%)	0.1	
Gutter Slope	(%)	**7.6**	
Gutter XSlope	(%)	0.4	
Gutter Lip	(in)	0.0	
Truncated Domes	(y/n)	Non-Compliant	
Dome Setback	(in)	**12.0**	
Street Grade (Left / Right)	(%)	0.9	1.3
Stop/Yield Control:	(y/n)	No	
Crosswalks Served:		No X-walk	
Tee Intersection:	(y/n)	Yes	
Vertical Curb:		Rolled	

NW Parallel

738 Ramp Width

- *As-Built Description:*
  Clear width of ramp run is less than 48". (ADAAG requires 36" min)
- *As-is* Left: 41.0" Right: 42.0"
- *Proposed Solution:*
  Demolish existing and provide new, parallel curb ramp, including detectable warning surfaces, and top and bottom landings as required.
- *Notes:* BL Damaged

CBC 2016 **11B-406.5.2**
CBC 2007 **1127B.5.2**
ADAAG **4.7.3**
PROWAG **R304.5.1**

Unit Cost **$7000.00**

Priority
80





		LEFT	RIGHT
Width of Ramp / Pad	(in)	**41.0**	**42.0**
Length of Ramp / Pad	(in)	72.0	68.0
Slope of the Ramp / Pad	(%)	1.3	3.9
X Slope of the Ramp / Pad	(%)	1.2	1.2
Top Landing Length	(in)	48.0	48.0
Top Landing Slope	(%)	0.3	1.0
Top Landing X Slope	(%)	**2.3**	0.9
Bottom Landing Length	(in)	**42.0**	
Bottom Landing Slope	(%)	1.0	
Bottom Landing X Slope	(%)	0.7	
Gutter Slope	(%)	**10.9**	
Gutter XSlope	(%)	1.1	
Gutter Lip	(in)	**0.25**	
Truncated Domes	(y/n)	Non-Compliant	
Dome Setback	(in)	**12.0**	
Street Grade (Left / Right)	(%)	0.8	0.5
Stop/Yield Control:	(y/n)	Yes-Stop Sign	
Crosswalks Served:		No X-walk	
Tee Intersection:	(y/n)	Yes	
Vertical Curb:		Rolled	

SW **Curb Ramp Required**

739 Access Route

- *As-Built Description:*

  Curb ramp or blended transition not provided where a pedestrian access route crosses a curb.

- *Proposed Solution:*

  Provide a parallel curb ramp, including detectable warning surfaces, and top and bottom landings as required.

CBC 2007 **1127B.5.1**
ADAAG **4.7.1**
PROWAG **R207.1**

Unit Cost **$7000.00**

Priority
62

		LEFT	RIGHT
Width of Ramp / Pad	(in)	N/A	N/A
Slope of the Ramp / Pad	(%)	N/A	N/A
X Slope of the Ramp / Pad	(%)	N/A	N/A

Stop/Yield Control:	(y/n)	No
Crosswalks Served:		No X-walk
Tee Intersection:	(y/n)	Yes
Vertical Curb:		Vertical



Total Costs for Curb Ramps at : **Dorothy Way** ***and*** **Howell Rd** **$17,500.00**

Total Costs for Curb Ramps along : **Dorothy Way** **$17,500.00**

Year Completed	Intersection ID	Survey Street	Cross Street
TBD	422	Elm Ave	Maple St

Orientation & ID #	Ramp Type	Existing Access Barrier and Proposed Solution	Codes / Mitigation Info	Measurements

SW Perpendicular

811 Ramp Landing

- *As-Built Description:*

Top landing at existing perpendicular curb ramp or blended transition is less than 48" x 48" (60" length x ramp width preferred).

- *As-is* 47.0"
- *Proposed Solution:*

Demolish existing and provide new, parallel curb ramp, including detectable warning surfaces, and top and bottom landings as required.

CBC 2016 **11B-406.5.3**
CBC 2007 **1127B.5.4**
ADAAG **4.8.4**
ADA-2010 **405.7**
PROWAG **R304.2.1**

Unit Cost **$7000.00**

Priority
75.25

Width of Ramp / Pad	(in)	51.0
Length of Ramp / Pad	(in)	58.0
Slope of the Ramp / Pad	(%)	7.5
X Slope of the Ramp / Pad	(%)	0.7
Top Landing Length	(in)	**47.0**
Top Landing Slope	(%)	0.9
Top Landing X Slope	(%)	1.1
Left Flare	(%)	4.7
Right Flare	(%)	6.6
Gutter Slope	(%)	**12.6**
Gutter XSlope	(%)	0.8
Gutter Lip	(in)	**1.0**
Truncated Domes	(y/n)	**NO**
Street Grade (Left / Right)	(%)	1.5 0.8
Stop/Yield Control:	(y/n)	No
Crosswalks Served:		No X-walk
Tee Intersection:	(y/n)	No
Vertical Curb:		Vertical





Total Costs for Curb Ramps at : Elm Ave *and* Maple St — $7,000.00

NE Perpendicular

831 Ramp Landing

- *As-Built Description:*

Top landing at existing perpendicular curb ramp or blended transition is less than 48" x 48" (60" length x ramp width preferred).

- *As-is* 46.0"
- *Proposed Solution:*

Demolish existing and provide new, parallel curb ramp, including detectable warning surfaces, and top and bottom landings as required.

CBC 2016 **11B-406.5.3**
CBC 2007 **1127B.5.4**
ADAAG **4.8.4**
ADA-2010 **405.7**
PROWAG **R304.2.1**

Unit Cost **$7000.00**

Priority
21.25

Width of Ramp / Pad	(in)	48.0
Length of Ramp / Pad	(in)	56.0
Slope of the Ramp / Pad	(%)	7.7
X Slope of the Ramp / Pad	(%)	0.9
Top Landing Length	(in)	**46.0**
Top Landing Slope	(%)	1.8
Top Landing X Slope	(%)	0.9
Left Flare	(%)	7.6
Right Flare	(%)	9.4
Gutter Slope	(%)	0.5
Gutter XSlope	(%)	1.3
Gutter Lip	(in)	**0.5**
Truncated Domes	(y/n)	Non-Compliant
Dome Setback	(in)	**11.0**
Street Grade (Left / Right)	(%)	1.3 0.8
Stop/Yield Control:	(y/n)	No
Crosswalks Served:		No X-walk
Tee Intersection:	(y/n)	Yes
Vertical Curb:		Vertical





NW Perpendicular

830 Ramp Landing

- *As-Built Description:*

Top landing at existing perpendicular curb ramp or blended transition is less than 48" x 48" (60" length x ramp width preferred).

- *As-is* 47.0"
- *Proposed Solution:*

Demolish existing and provide new, parallel curb ramp, including detectable warning surfaces, and top and bottom landings as required.

CBC 2016 **11B-406.5.3**
CBC 2007 **1127B.5.4**
ADAAG **4.8.4**
ADA-2010 **405.7**
PROWAG **R304.2.1**

Unit Cost **$7000.00**

Priority

21.25

Width of Ramp / Pad	(in)	48.0
Length of Ramp / Pad	(in)	62.0
Slope of the Ramp / Pad	(%)	7.5
X Slope of the Ramp / Pad	(%)	0.2
Top Landing Length	(in)	**47.0**
Top Landing Slope	(%)	0.3
Top Landing X Slope	(%)	0.1
Left Flare	(%)	6.5
Right Flare	(%)	8.2
Gutter Slope	(%)	1.5
Gutter XSlope	(%)	1.0
Gutter Lip	(in)	**0.25**
Truncated Domes	(y/n)	Non-Compliant
Dome Setback	(in)	8.0
Street Grade (Left / Right)	(%)	0.2 1.3
Stop/Yield Control:	(y/n)	No
Crosswalks Served:		No X-walk
Tee Intersection:	(y/n)	Yes
Vertical Curb:		Vertical





SW Curb Ramp Required

829 Access Route

- *As-Built Description:*

Curb ramp or blended transition not provided where a pedestrian access route crosses a curb.

- *Proposed Solution:*

Provide a parallel curb ramp, including detectable warning surfaces, and top and bottom landings as required.

CBC 2007 **1127B.5.1**
ADAAG **4.7.1**
PROWAG **R207.1**

Unit Cost **$7000.00**

Priority

18

		LEFT	RIGHT
Width of Ramp / Pad	(in)	N/A	N/A
Slope of the Ramp / Pad	(%)	N/A	N/A
X Slope of the Ramp / Pad	(%)	N/A	N/A
Stop/Yield Control:	(y/n)	No	
Crosswalks Served:		No X-walk	
Tee Intersection:	(y/n)	Yes	
Vertical Curb:		Vertical	



Total Costs for Curb Ramps at : Elm Ave and Molly Ave **$21,000.00**

NE Perpendicular

810 Ramp Landing

- *As-Built Description:*

Top landing at existing perpendicular curb ramp or blended transition is less than 48" x 48" (60" length x ramp width preferred).

- *As-is* 36.0"
- *Proposed Solution:*

Demolish existing and provide new, parallel curb ramp, including detectable warning surfaces, and top and bottom landings as required.

CBC 2016 **11B-406.5.3**
CBC 2007 **1127B.5.4**
ADAAG **4.8.4**
ADA-2010 **405.7**
PROWAG **R304.2.1**

Unit Cost **$7000.00**

Priority
67.75

Width of Ramp / Pad	(in)	52.0
Length of Ramp / Pad	(in)	74.0
Slope of the Ramp / Pad	(%)	7.6
X Slope of the Ramp / Pad	(%)	0.6
Top Landing Length	(in)	**36.0**
Top Landing Slope	(%)	2.0
Top Landing X Slope	(%)	0.5
Left Flare	(%)	7.2
Right Flare	(%)	5.9
Gutter Slope	(%)	3.4
Gutter XSlope	(%)	0.3
Gutter Lip	(in)	**0.25**
Truncated Domes	(y/n)	**NO**
Street Grade (Left / Right)	(%)	0.0 0.9
Stop/Yield Control:	(y/n)	No
Crosswalks Served:		No X-walk
Tee Intersection:	(y/n)	Yes
Vertical Curb:		Vertical





NW Perpendicular

809 Ramp Landing

- *As-Built Description:*

Top landing at existing perpendicular curb ramp or blended transition is less than 48" x 48" (60" length x ramp width preferred).

- *As-is* 36.0"
- *Proposed Solution:*

Demolish existing and provide new, parallel curb ramp, including detectable warning surfaces, and top and bottom landings as required.

CBC 2016 **11B-406.5.3**
CBC 2007 **1127B.5.4**
ADAAG **4.8.4**
ADA-2010 **405.7**
PROWAG **R304.2.1**

Unit Cost **$7000.00**

Priority
75.25

Width of Ramp / Pad	(in)	56.0
Length of Ramp / Pad	(in)	76.0
Slope of the Ramp / Pad	(%)	**8.5**
X Slope of the Ramp / Pad	(%)	0.4
Top Landing Length	(in)	**36.0**
Top Landing Slope	(%)	**2.9**
Top Landing X Slope	(%)	0.6
Left Flare	(%)	7.1
Right Flare	(%)	9.3
Gutter Slope	(%)	1.8
Gutter XSlope	(%)	0.3
Gutter Lip	(in)	**0.25**
Truncated Domes	(y/n)	**NO**
Street Grade (Left / Right)	(%)	0.6 1.4
Stop/Yield Control:	(y/n)	Yes-Stop Sign
Crosswalks Served:		No X-walk
Tee Intersection:	(y/n)	Yes
Vertical Curb:		Vertical





SW Curb Ramp Required

808 Access Route

- *As-Built Description:*
  Curb ramp or blended transition not provided where a pedestrian access route crosses a curb.
- *Proposed Solution:*
  Provide a parallel curb ramp, including detectable warning surfaces, and top and bottom landings as required.

CBC 2007 **1127B.5.1**
ADAAG **4.7.1**
PROWAG **R207.1**

Unit Cost **$7000.00**

Priority
56

		LEFT	RIGHT
Width of Ramp / Pad	(in)	N/A	N/A
Slope of the Ramp / Pad	(%)	N/A	N/A
X Slope of the Ramp / Pad	(%)	N/A	N/A
Stop/Yield Control:	(y/n)	No	
Crosswalks Served:		No X-walk	
Tee Intersection:	(y/n)	Yes	
Vertical Curb:		Vertical	



Total Costs for Curb Ramps at : Elm Ave *and* Oak Ct — $21,000.00

NW Parallel

792 Ramp Cross Slope

- *As-Built Description:*
  Cross slope of existing parallel curb ramp exceeds 2%.
- *As-is* Left: 3.9% Right: 3.1%
- *Proposed Solution:*
  Demolish existing and provide new parallel curb ramp including detectable warning surfaces, and top and bottom landings as required.

CBC 2016 **11B-406.5.7**
ADAAG **4.8.6**
PROWAG **R304.5.3**

Unit Cost **$7000.00**

Priority
42

		LEFT	RIGHT
Width of Ramp / Pad	(in)	54.0	54.0
Length of Ramp / Pad	(in)	89.0	106.0
Slope of the Ramp / Pad	(%)	4.3	2.8
X Slope of the Ramp / Pad	(%)	**3.9**	**3.1**
Top Landing Length	(in)	48.0	48.0
Top Landing Slope	(%)	0.3	**2.4**
Top Landing X Slope	(%)	**2.5**	**3.3**
Bottom Landing Length	(in)	**47.0**	
Bottom Landing Slope	(%)	**7.2**	
Bottom Landing X Slope	(%)	0.2	
Gutter Slope	(%)	**9.0**	
Gutter XSlope	(%)	0.2	
Gutter Lip	(in)	0.0	
Truncated Domes	(y/n)	**Not Contrasting**	
Dome Setback	(in)	**8.0**	
Street Grade (Left / Right)	(%)	2.1	N/A
Stop/Yield Control:	(y/n)	No	
Crosswalks Served:		No X-walk	
Tee Intersection:	(y/n)	Yes	
Vertical Curb:		Vertical	





NW Parallel

795 Ramp Cross Slope

- *As-Built Description:*

Cross slope of existing parallel curb ramp exceeds 2%.

- *As-is* Left: 3.1% Right: 3.2%
- *Proposed Solution:*

Demolish existing and provide new parallel curb ramp including detectable warning surfaces, and top and bottom landings as required.

CBC 2016 **11B-406.5.7**
ADAAG **4.8.6**
PROWAG **R304.5.3**

Unit Cost **$7000.00**

Priority
37.5





		LEFT	RIGHT
Width of Ramp / Pad	(in)	54.0	54.0
Length of Ramp / Pad	(in)	115.0	110.0
Slope of the Ramp / Pad	(%)	4.0	4.1
X Slope of the Ramp / Pad	(%)	**3.1**	**3.2**
Top Landing Length	(in)	48.0	48.0
Top Landing Slope	(%)	0.2	0.2
Top Landing X Slope	(%)	**2.5**	**2.7**

Bottom Landing Length	(in)	**47.0**
Bottom Landing Slope	(%)	**6.3**
Bottom Landing X Slope	(%)	0.6
Gutter Slope	(%)	**7.9**
Gutter XSlope	(%)	0.4
Gutter Lip	(in)	0.0
Truncated Domes	(y/n)	**Not Contrasting**
Dome Setback	(in)	**8.0**

Street Grade (Left / Right)	(%)	0.6 N/A
Stop/Yield Control:	(y/n)	No
Crosswalks Served:		No X-walk
Tee Intersection:	(y/n)	Yes
Vertical Curb:		Vertical

SE Parallel

794 Gutter

- *As-Built Description:*

The slope of the gutter area or street at the foot of a curb ramp, blended transition, pedestrian pad, or island cut through exceeds 1:20 (5%) in the direction of the pedestrian crossing.

- *As-is* 10.2%
- *Proposed Solution:*

Demolish gutter or street area as required and provide 48" x 48" area at foot of curb ramp, blended transition, pedestrian pad, or island cut through with slope no greater than 5%.

CBC 2016 **11B-406.5.8**
CBC 2007 **1127B.5.3**
ADAAG **4.7.2**
ADA-2010 **406.2**
PROWAG **R304.5.4**

Unit Cost **$3000.00**

Priority
24





		LEFT	RIGHT
Width of Ramp / Pad	(in)	54.0	54.0
Length of Ramp / Pad	(in)	95.0	95.0
Slope of the Ramp / Pad	(%)	6.1	6.0
X Slope of the Ramp / Pad	(%)	0.9	1.5
Top Landing Length	(in)	48.0	48.0
Top Landing Slope	(%)	0.2	0.0
Top Landing X Slope	(%)	1.6	2.0

Bottom Landing Length	(in)	48.0
Bottom Landing Slope	(%)	2.0
Bottom Landing X Slope	(%)	0.6
Gutter Slope	(%)	**10.2**
Gutter XSlope	(%)	0.4
Gutter Lip	(in)	0.0
Truncated Domes	(y/n)	Non-Compliant
Dome Setback	(in)	**10.0**

Street Grade (Left / Right)	(%)	0.6 N/A
Stop/Yield Control:	(y/n)	No
Crosswalks Served:		No X-walk
Tee Intersection:	(y/n)	Yes
Vertical Curb:		Vertical

SW Parallel

793 Gutter

- *As-Built Description:*

The slope of the gutter area or street at the foot of a curb ramp, blended transition, pedestrian pad, or island cut through exceeds 1:20 (5%) in the direction of the pedestrian crossing.

- *As-is* 9.2%
- *Proposed Solution:*

Demolish gutter or street area as required and provide 48" x 48" area at foot of curb ramp, blended transition, pedestrian pad, or island cut through with slope no greater than 5%.

CBC 2016 **11B-406.5.8**
CBC 2007 **1127B.5.3**
ADAAG **4.7.2**
ADA-2010 **406.2**
PROWAG **R304.5.4**

Unit Cost **$3000.00**

Priority
24





		LEFT	RIGHT
Width of Ramp / Pad	(in)	53.0	53.0
Length of Ramp / Pad	(in)	96.0	93.0
Slope of the Ramp / Pad	(%)	4.4	5.1
X Slope of the Ramp / Pad	(%)	1.6	1.1
Top Landing Length	(in)	48.0	48.0
Top Landing Slope	(%)	1.5	1.6
Top Landing X Slope	(%)	1.3	2.0
Bottom Landing Length	(in)	48.0	
Bottom Landing Slope	(%)	2.0	
Bottom Landing X Slope	(%)	0.8	
Gutter Slope	(%)	**9.2**	
Gutter XSlope	(%)	1.0	
Gutter Lip	(in)	0.0	
Truncated Domes	(y/n)	Non-Compliant	
Dome Setback	(in)	**8.0**	
Street Grade (Left / Right)	(%)	0.1	N/A
Stop/Yield Control:	(y/n)	No	
Crosswalks Served:		No X-walk	
Tee Intersection:	(y/n)	Yes	
Vertical Curb:		Vertical	

Total Costs for Curb Ramps at : **Elm Ave** ***and*** **Phillip Way** **$20,000.00**

Total Costs for Curb Ramps along : **Elm Ave** **$69,000.00**

Year Completed	Intersection ID	Survey Street	Cross Street
TBD	263	Emerald St	S Fig Tree Blvd

Orientation & ID #	Ramp Type	Existing Access Barrier and Proposed Solution	Codes / Mitigation Info	Measurements

NE — No Sidewalk, Curb Ramp Not Required

570 Pedestrian Access Route

- *As-Built Description:*

No curb, curb ramp, or sidewalk provided. Pedestrian access route is along the vehicular lane and is not separated by a curb or other cane detectable warning.

- *Proposed Solution:*

When curb or sidewalk is installed along either street, provide accessible curb ramp.

CBC 2007 **1127B.5.1**
ADAAG **4.7.1**
PROWAG **R304.1**

Unit Cost **$0.00**

Priority
18

		LEFT	RIGHT
Width of Ramp / Pad	(in)	N/A	N/A
Slope of the Ramp / Pad	(%)	N/A	N/A
X Slope of the Ramp / Pad	(%)	N/A	N/A

Stop/Yield Control:	(y/n)	No
Crosswalks Served:		No X-walk
Tee Intersection:	(y/n)	Yes
Vertical Curb:		Vertical



SE — No Sidewalk, Curb Ramp Not Required

571 Pedestrian Access Route

- *As-Built Description:*

No curb, curb ramp, or sidewalk provided. Pedestrian access route is along the vehicular lane and is not separated by a curb or other cane detectable warning.

- *Proposed Solution:*

When curb or sidewalk is installed along either street, provide accessible curb ramp.

CBC 2007 **1127B.5.1**
ADAAG **4.7.1**
PROWAG **R304.1**

Unit Cost **$0.00**

Priority
18

		LEFT	RIGHT
Width of Ramp / Pad	(in)	N/A	N/A
Slope of the Ramp / Pad	(%)	N/A	N/A
X Slope of the Ramp / Pad	(%)	N/A	N/A

Stop/Yield Control:	(y/n)	No
Crosswalks Served:		No X-walk
Tee Intersection:	(y/n)	Yes
Vertical Curb:		Vertical



W **No Sidewalk, Curb Ramp Not Required**

569 Pedestrian Access Route

- *As-Built Description:*

No curb, curb ramp, or sidewalk provided. Pedestrian access route is along the vehicular lane and is not separated by a curb or other cane detectable warning.

- *Proposed Solution:*

When curb or sidewalk is installed along either street, provide accessible curb ramp.

CBC 2007 **1127B.5.1**
ADAAG **4.7.1**
PROWAG **R304.1**

Unit Cost **$0.00**

Priority
18

		LEFT	RIGHT
Width of Ramp / Pad	(in)	N/A	N/A
Slope of the Ramp / Pad	(%)	N/A	N/A
X Slope of the Ramp / Pad	(%)	N/A	N/A

Stop/Yield Control:	(y/n)	No
Crosswalks Served:		No X-walk
Tee Intersection:	(y/n)	Yes
Vertical Curb:		Vertical



Total Costs for Curb Ramps at : **Emerald St** ***and*** **S Fig Tree Blvd** **$0.00**

Total Costs for Curb Ramps along : **Emerald St** **$0.00**

Year Completed	Intersection ID	Survey Street	Cross Street
TBD	265	Fallen Leaf Way	S Lake Tahoe Dr

NE Parallel

559 Ramp Landing

- *As-Built Description:*
  Cross slope at top landing of existing parallel curb ramp exceeds 2%.
- *As-is* Left: 3.7%
- *Proposed Solution:*
  Demolish existing and provide new top landing sloped at 2% max. Curb ramp to remain.

CBC 2016 **11B-406.5.3**
CBC 2007 **1127B.5.4**
ADAAG **4.8.4; 4.8.6**
PROWAG **R304.5.3**

Unit Cost **$3500.00**

Priority
24.5





		LEFT	RIGHT
Width of Ramp / Pad	(in)	110.0	110.0
Length of Ramp / Pad	(in)	58.0	68.0
Slope of the Ramp / Pad	(%)	6.9	6.9
X Slope of the Ramp / Pad	(%)	1.9	1.2
Top Landing Length	(in)	48.0	48.0
Top Landing Slope	(%)	0.2	2.0
Top Landing X Slope	(%)	**3.7**	1.9
Bottom Landing Length	(in)	48.0	
Bottom Landing Slope	(%)	1.9	
Bottom Landing X Slope	(%)	**2.1**	
Gutter Slope	(%)	4.8	
Gutter XSlope	(%)	1.5	
Gutter Lip	(in)	0.0	
Truncated Domes	(y/n)	YES	
Dome Setback	(in)	**8.0**	
Street Grade (Left / Right)	(%)	1.8	0.7
Stop/Yield Control:	(y/n)	No	
Within Crosswalk	(y/n)	YES	
Crosswalks Served:		1 X-walk	
Tee Intersection:	(y/n)	Yes	
Vertical Curb:		Vertical	

NW Parallel

558 Ramp Cross Slope

- *As-Built Description:*
  Cross slope of existing parallel curb ramp exceeds 2%.
- *As-is* Left: 2.8%
- *Proposed Solution:*
  Demolish existing and provide new parallel curb ramp including detectable warning surfaces, and top and bottom landings as required.

CBC 2016 **11B-406.5.7**
ADAAG **4.8.6**
PROWAG **R304.5.3**

Unit Cost **$7000.00**

Priority
33.5





		LEFT	RIGHT
Width of Ramp / Pad	(in)	112.0	110.0
Length of Ramp / Pad	(in)	56.0	59.0
Slope of the Ramp / Pad	(%)	7.0	6.3
X Slope of the Ramp / Pad	(%)	**2.8**	1.8
Top Landing Length	(in)	48.0	48.0
Top Landing Slope	(%)	**4.4**	1.4
Top Landing X Slope	(%)	**3.9**	**2.6**
Bottom Landing Length	(in)	48.0	
Bottom Landing Slope	(%)	**2.9**	
Bottom Landing X Slope	(%)	0.6	
Gutter Slope	(%)	4.9	
Gutter XSlope	(%)	0.4	
Gutter Lip	(in)	0.0	
Truncated Domes	(y/n)	YES	
Dome Setback	(in)	**8.0**	
Street Grade (Left / Right)	(%)	1.4	1.7
Stop/Yield Control:	(y/n)	Yes-Stop Sign	
Within Crosswalk	(y/n)	YES	
Crosswalks Served:		2 X-walk	
Tee Intersection:	(y/n)	Yes	
Vertical Curb:		Vertical	

SW **Parallel**

557 Ramp Landing

- *As-Built Description:*

  Cross slope at top landing of existing parallel curb ramp exceeds 2%.

- *As-is* Left: 2.2%
- *Proposed Solution:*

  Demolish existing and provide new top landing sloped at 2% max. Curb ramp to remain.

CBC 2016 **11B-406.5.3**
CBC 2007 **1127B.5.4**
ADAAG **4.8.4; 4.8.6**
PROWAG **R304.5.3**

Unit Cost **$3500.00**

Priority

21.5





		LEFT	RIGHT
Width of Ramp / Pad	(in)	110.0	112.5
Length of Ramp / Pad	(in)	68.0	69.0
Slope of the Ramp / Pad	(%)	6.9	6.7
X Slope of the Ramp / Pad	(%)	1.0	1.1
Top Landing Length	(in)	48.0	48.0
Top Landing Slope	(%)	0.2	0.3
Top Landing X Slope	(%)	**2.2**	1.5
Bottom Landing Length	(in)	48.0	
Bottom Landing Slope	(%)	1.5	
Bottom Landing X Slope	(%)	0.0	
Gutter Slope	(%)	1.5	
Gutter XSlope	(%)	0.6	
Gutter Lip	(in)	0.0	
Truncated Domes	(y/n)	YES	
Dome Setback	(in)	**8.0**	
Street Grade (Left / Right)	(%)	0.1	N/A
Stop/Yield Control:	(y/n)	No	
Within Crosswalk	(y/n)	YES	
Crosswalks Served:		1 X-walk	
Tee Intersection:	(y/n)	Yes	
Vertical Curb:		Vertical	

Total Costs for Curb Ramps at : **Fallen Leaf Way** ***and*** **S Lake Tahoe Dr** **$14,000.00**

Total Costs for Curb Ramps along : **Fallen Leaf Way** **$14,000.00**

Year Completed	Intersection ID	Survey Street	Cross Street
TBD	266	Front St	Humboldt Ave

Orientation & ID # | **Ramp Type** | **Existing Access Barrier and Proposed Solution** | **Codes / Mitigation Info** | **Measurements**

N — No Sidewalk, Curb Ramp Not Required

374 Pedestrian Access Route

- *As-Built Description:*

No curb, curb ramp, or sidewalk provided. Pedestrian access route is along the vehicular lane and is not separated by a curb or other cane detectable warning.

- *Proposed Solution:*

When curb or sidewalk is installed along either street, provide accessible curb ramp.

CBC 2007 **1127B.5.1**
ADAAG **4.7.1**
PROWAG **R304.1**

Unit Cost **$0.00**

Priority
56

		LEFT	RIGHT
Width of Ramp / Pad	(in)	N/A	N/A
Slope of the Ramp / Pad	(%)	N/A	N/A
X Slope of the Ramp / Pad	(%)	N/A	N/A

Stop/Yield Control:	(y/n)	No
Crosswalks Served:		No X-walk
Tee Intersection:	(y/n)	Yes
Vertical Curb:		Vertical



S — No Sidewalk, Curb Ramp Not Required

373 Pedestrian Access Route

- *As-Built Description:*

No curb, curb ramp, or sidewalk provided. Pedestrian access route is along the vehicular lane and is not separated by a curb or other cane detectable warning.

- *Proposed Solution:*

When curb or sidewalk is installed along either street, provide accessible curb ramp.

CBC 2007 **1127B.5.1**
ADAAG **4.7.1**
PROWAG **R304.1**

Unit Cost **$0.00**

Priority
56

		LEFT	RIGHT
Width of Ramp / Pad	(in)	N/A	N/A
Slope of the Ramp / Pad	(%)	N/A	N/A
X Slope of the Ramp / Pad	(%)	N/A	N/A

Stop/Yield Control:	(y/n)	Yes-Stop Sign
Crosswalks Served:		No X-walk
Tee Intersection:	(y/n)	Yes
Vertical Curb:		Vertical



W Curb Ramp Required

372 Access Route

- *As-Built Description:*
  Curb ramp or blended transition not provided where a pedestrian access route crosses a curb.
- *Proposed Solution:*
  Provide a parallel curb ramp, including detectable warning surfaces, and top and bottom landings as required.

CBC 2007 **1127B.5.1**
ADAAG **4.7.1**
PROWAG **R207.1**

Unit Cost **$7000.00**

Priority
46

		LEFT	RIGHT
Width of Ramp / Pad	(in)	N/A	N/A
Slope of the Ramp / Pad	(%)	N/A	N/A
X Slope of the Ramp / Pad	(%)	N/A	N/A
Stop/Yield Control:	(y/n)	No	
Crosswalks Served:		No X-walk	
Tee Intersection:	(y/n)	Yes	
Vertical Curb:		Vertical	



Total Costs for Curb Ramps at : Front St *and* Humboldt Ave **$7,000.00**

E Perpendicular

12 Ramp Slope

- *As-Built Description:*
  Cross slope of an existing perpendicular curb ramp exceeds 1:48 (2%).
- *As-is* 6.0%
- *Proposed Solution:*
  Demolish existing and provide new, perpendicular curb ramp, including detectable warning surfaces, and top and bottom landings as required.

CBC 2016 **11B-406.5.7**
CBC 2007 **1133B.5.3.1**
ADAAG **4.8.6**
ADA-2010 **405.3**
PROWAG **R304.5.3**

Unit Cost **$6500.00**

Priority
74

Width of Ramp / Pad	(in)	48.0
Length of Ramp / Pad	(in)	86.0
Slope of the Ramp / Pad	(%)	7.7
X Slope of the Ramp / Pad	(%)	**6.0**
Top Landing Length	(in)	48.0
Top Landing Slope	(%)	1.6
Top Landing X Slope	(%)	0.6
Left Flare	(%)	5.6
Right Flare	(%)	0.3
Gutter Slope	(%)	**7.6**
Gutter XSlope	(%)	0.5
Gutter Lip	(in)	**0.5**
Truncated Domes	(y/n)	YES
Dome Setback	(in)	6.0
Street Grade (Left / Right)	(%)	1.8 0.3
Stop/Yield Control:	(y/n)	Yes-Stop Sign
Crosswalks Served:		No X-walk
Tee Intersection:	(y/n)	No
Vertical Curb:		Vertical





N Curb Ramp Required

10 Access Route

- *As-Built Description:*
  Curb ramp or blended transition not provided where a pedestrian access route crosses a curb.
- *Proposed Solution:*
  Provide a parallel curb ramp, including detectable warning surfaces, and top and bottom landings as required.

CBC 2007 **1127B.5.1**
ADAAG **4.7.1**
PROWAG **R207.1**

Unit Cost **$7000.00**

Priority
72

		LEFT	RIGHT
Width of Ramp / Pad	(in)	N/A	N/A
Slope of the Ramp / Pad	(%)	N/A	N/A
X Slope of the Ramp / Pad	(%)	N/A	N/A

Stop/Yield Control:	(y/n)	No
Crosswalks Served:		No X-walk
Tee Intersection:	(y/n)	No
Vertical Curb:		Vertical



S Curb Ramp Required

11 Access Route

- *As-Built Description:*
  Curb ramp or blended transition not provided where a pedestrian access route crosses a curb.
- *Proposed Solution:*
  Provide a parallel curb ramp, including detectable warning surfaces, and top and bottom landings as required.

CBC 2007 **1127B.5.1**
ADAAG **4.7.1**
PROWAG **R207.1**

Unit Cost **$7000.00**

Priority
58

		LEFT	RIGHT
Width of Ramp / Pad	(in)	N/A	N/A
Slope of the Ramp / Pad	(%)	N/A	N/A
X Slope of the Ramp / Pad	(%)	N/A	N/A

Stop/Yield Control:	(y/n)	No
Crosswalks Served:		No X-walk
Tee Intersection:	(y/n)	No
Vertical Curb:		Vertical



W Curb Ramp Required

9 Access Route

- *As-Built Description:*

  Curb ramp or blended transition not provided where a pedestrian access route crosses a curb.

- *Proposed Solution:*

  Provide a parallel curb ramp, including detectable warning surfaces, and top and bottom landings as required.

CBC 2007 **1127B.5.1**
ADAAG **4.7.1**
PROWAG **R207.1**

Unit Cost **$7000.00**

Priority
62

		LEFT	RIGHT
Width of Ramp / Pad	(in)	N/A	N/A
Slope of the Ramp / Pad	(%)	N/A	N/A
X Slope of the Ramp / Pad	(%)	N/A	N/A

Stop/Yield Control:	(y/n)	Yes-Stop Sign
Crosswalks Served:		No X-walk
Tee Intersection:	(y/n)	No
Vertical Curb:		Vertical



***Total Costs for Curb Ramps at :* Front St *and* Kings Ave** **$27,500.00**

N No Sidewalk, Curb Ramp Not Required

371 Pedestrian Access Route

- *As-Built Description:*

  No curb, curb ramp, or sidewalk provided. Pedestrian access route is along the vehicular lane and is not separated by a curb or other cane detectable warning.

- *Proposed Solution:*

  When curb or sidewalk is installed along either street, provide accessible curb ramp.

CBC 2007 **1127B.5.1**
ADAAG **4.7.1**
PROWAG **R304.1**

Unit Cost **$0.00**

Priority
56

		LEFT	RIGHT
Width of Ramp / Pad	(in)	N/A	N/A
Slope of the Ramp / Pad	(%)	N/A	N/A
X Slope of the Ramp / Pad	(%)	N/A	N/A

Stop/Yield Control:	(y/n)	No
Crosswalks Served:		No X-walk
Tee Intersection:	(y/n)	Yes
Vertical Curb:		Vertical



S Curb Ramp Required

370 Access Route

• As-Built Description:

Curb ramp or blended transition not provided where a pedestrian access route crosses a curb.

• Proposed Solution:

Provide a parallel curb ramp, including detectable warning surfaces, and top and bottom landings as required.

CBC 2007 **1127B.5.1**
ADAAG **4.7.1**
PROWAG **R207.1**

Unit Cost **$7000.00**

Priority
46

		LEFT	RIGHT
Width of Ramp / Pad	(in)	N/A	N/A
Slope of the Ramp / Pad	(%)	N/A	N/A
X Slope of the Ramp / Pad	(%)	N/A	N/A

Stop/Yield Control:	(y/n)	Yes-Stop Sign
Crosswalks Served:		No X-walk
Tee Intersection:	(y/n)	Yes
Vertical Curb:		Vertical



W No Sidewalk, Curb Ramp Not Required

369 Pedestrian Access Route

• As-Built Description:

No curb, curb ramp, or sidewalk provided. Pedestrian access route is along the vehicular lane and is not separated by a curb or other cane detectable warning.

• Proposed Solution:

When curb or sidewalk is installed along either street, provide accessible curb ramp.

CBC 2007 **1127B.5.1**
ADAAG **4.7.1**
PROWAG **R304.1**

Unit Cost **$0.00**

Priority
56

		LEFT	RIGHT
Width of Ramp / Pad	(in)	N/A	N/A
Slope of the Ramp / Pad	(%)	N/A	N/A
X Slope of the Ramp / Pad	(%)	N/A	N/A

Stop/Yield Control:	(y/n)	No
Crosswalks Served:		No X-walk
Tee Intersection:	(y/n)	Yes
Vertical Curb:		Vertical



Total Costs for Curb Ramps at : **Front St** ***and*** **Orange Ave** **$7,000.00**

E Perpendicular

19 Ramp Slope

- *As-Built Description:*

Cross slope of an existing perpendicular curb ramp exceeds 1:48 (2%).

- *As-is* 2.2%
- *Proposed Solution:*

Demolish existing and provide new, perpendicular curb ramp, including detectable warning surfaces, and top and bottom landings as required.

CBC 2016 **11B-406.5.7**
CBC 2007 **1133B.5.3.1**
ADAAG **4.8.6**
ADA-2010 **405.3**
PROWAG **R304.5.3**

Unit Cost **$6500.00**

Priority
69.5

Width of Ramp / Pad	(in)	54.0
Length of Ramp / Pad	(in)	88.0
Slope of the Ramp / Pad	(%)	5.8
X Slope of the Ramp / Pad	(%)	**2.2**
Top Landing Length	(in)	48.0
Top Landing Slope	(%)	0.9
Top Landing X Slope	(%)	**2.6**
Left Flare	(%)	**11.0**
Right Flare	(%)	6.9
Gutter Slope	(%)	**8.5**
Gutter XSlope	(%)	1.0
Gutter Lip	(in)	**1.0**
Truncated Domes	(y/n)	**NO**
Street Grade (Left / Right)	(%)	1.4 1.4
Stop/Yield Control:	(y/n)	Yes-Stop Sign
Crosswalks Served:		No X-walk
Tee Intersection:	(y/n)	No
Vertical Curb:		Vertical





N Perpendicular

16 Ramp Slope

- *As-Built Description:*

Running slope of existing perpendicular curb ramp is less than 5% or greater than 8.3%.

- *As-is* 8.7%
- *Proposed Solution:*

Demolish existing and provide new, perpendicular curb ramp, including detectable warning surfaces, and top and bottom landings as required.

CBC 2016 **11B-406.2.1**
CBC 2007 **1127B.5.3**
ADAAG **4.7.2; 4.8.2**
ADA-2010 **405.2**
PROWAG **R304.2.2**

Unit Cost **$6500.00**

Priority
73

Width of Ramp / Pad	(in)	48.0
Length of Ramp / Pad	(in)	72.0
Slope of the Ramp / Pad	(%)	**8.7**
X Slope of the Ramp / Pad	(%)	1.1
Top Landing Length	(in)	48.0
Top Landing Slope	(%)	1.2
Top Landing X Slope	(%)	0.2
Left Flare	(%)	9.1
Right Flare	(%)	**10.2**
Gutter Slope	(%)	**8.7**
Gutter XSlope	(%)	0.8
Gutter Lip	(in)	**0.5**
Truncated Domes	(y/n)	YES
Dome Setback	(in)	6.0
Street Grade (Left / Right)	(%)	0.8 1.9
Stop/Yield Control:	(y/n)	No
Crosswalks Served:		No X-walk
Tee Intersection:	(y/n)	No
Vertical Curb:		Vertical





S Curb Ramp Required

18 Access Route

- *As-Built Description:*

  Curb ramp or blended transition not provided where a pedestrian access route crosses a curb.

- *Proposed Solution:*

  Provide a parallel curb ramp, including detectable warning surfaces, and top and bottom landings as required.

CBC 2007 **1127B.5.1**
ADAAG **4.7.1**
PROWAG **R207.1**

Unit Cost **$7000.00**

Priority
46

		LEFT	RIGHT
Width of Ramp / Pad	(in)	N/A	N/A
Slope of the Ramp / Pad	(%)	N/A	N/A
X Slope of the Ramp / Pad	(%)	N/A	N/A

Stop/Yield Control:	(y/n)	No
Crosswalks Served:		No X-walk
Tee Intersection:	(y/n)	No
Vertical Curb:		Vertical



W Perpendicular

17 Ramp Flare

- *As-Built Description:*

  Slope of flare(s) along curb at perpendicular curb ramp exceed(s) 10%.

- *As-is* Right: 11.2%
- *Proposed Solution:*

  Demolish existing and provide new, perpendicular curb ramp, including detectable warning surfaces, and top and bottom landings as required.

CBC 2016 **11B-406.2.2**
CBC 2007 **1127B.5.3**
ADAAG **4.7.5**
ADA-2010 **406.3**
PROWAG **R304.2.3**

Unit Cost **$6500.00**

Priority
62

Width of Ramp / Pad	(in)	48.0
Length of Ramp / Pad	(in)	98.0
Slope of the Ramp / Pad	(%)	7.3
X Slope of the Ramp / Pad	(%)	1.0
Top Landing Length	(in)	48.0
Top Landing Slope	(%)	0.1
Top Landing X Slope	(%)	1.1

Left Flare	(%)	9.7
Right Flare	(%)	**11.2**
Gutter Slope	(%)	1.5
Gutter XSlope	(%)	0.6
Gutter Lip	(in)	0.0
Truncated Domes	(y/n)	YES
Dome Setback	(in)	6.0

Street Grade (Left / Right)	(%)	1.1	1.1
Stop/Yield Control:	(y/n)	Yes-Stop Sign	
Crosswalks Served:		No X-walk	
Tee Intersection:	(y/n)	No	
Vertical Curb:		Vertical	





Total Costs for Curb Ramps at : Front St and Robertson Blvd **$26,500.00**

N No Sidewalk, Curb Ramp Not Required

368 Pedestrian Access Route

- *As-Built Description:*

No curb, curb ramp, or sidewalk provided. Pedestrian access route is along the vehicular lane and is not separated by a curb or other cane detectable warning.

- *Proposed Solution:*

When curb or sidewalk is installed along either street, provide accessible curb ramp.

CBC 2007 **1127B.5.1**
ADAAG **4.7.1**
PROWAG **R304.1**

Unit Cost **$0.00**

Priority
56

		LEFT	RIGHT
Width of Ramp / Pad	(in)	N/A	N/A
Slope of the Ramp / Pad	(%)	N/A	N/A
X Slope of the Ramp / Pad	(%)	N/A	N/A

Stop/Yield Control:	(y/n)	No
Crosswalks Served:		No X-walk
Tee Intersection:	(y/n)	Yes
Vertical Curb:		Vertical



S No Sidewalk, Curb Ramp Not Required

367 Pedestrian Access Route

- *As-Built Description:*

No curb, curb ramp, or sidewalk provided. Pedestrian access route is along the vehicular lane and is not separated by a curb or other cane detectable warning.

- *Proposed Solution:*

When curb or sidewalk is installed along either street, provide accessible curb ramp.

CBC 2007 **1127B.5.1**
ADAAG **4.7.1**
PROWAG **R304.1**

Unit Cost **$0.00**

Priority
56

		LEFT	RIGHT
Width of Ramp / Pad	(in)	N/A	N/A
Slope of the Ramp / Pad	(%)	N/A	N/A
X Slope of the Ramp / Pad	(%)	N/A	N/A

Stop/Yield Control:	(y/n)	Yes-Stop Sign
Crosswalks Served:		No X-walk
Tee Intersection:	(y/n)	Yes
Vertical Curb:		Vertical



W Perpendicular

366 Ramp Slope

- *As-Built Description:*

Running slope of existing perpendicular curb ramp is less than 5% or greater than 8.3%.

- *As-is* 8.4%
- *Proposed Solution:*

Demolish existing and provide new, perpendicular curb ramp, including detectable warning surfaces, and top and bottom landings as required.

CBC 2016 **11B-406.2.1**
CBC 2007 **1127B.5.3**
ADAAG **4.7.2; 4.8.2**
ADA-2010 **405.2**
PROWAG **R304.2.2**

Unit Cost **$6500.00**

Priority

67.5

Width of Ramp / Pad	(in)	48.0
Length of Ramp / Pad	(in)	83.5
Slope of the Ramp / Pad	(%)	**8.4**
X Slope of the Ramp / Pad	(%)	1.4
Top Landing Length	(in)	48.0
Top Landing Slope	(%)	1.3
Top Landing X Slope	(%)	0.4
Left Flare	(%)	8.1
Right Flare	(%)	**11.5**
Gutter Slope	(%)	**12.7**
Gutter XSlope	(%)	0.5
Gutter Lip	(in)	**0.25**
Truncated Domes	(y/n)	**NO**
Street Grade (Left / Right)	(%)	2.4 0.9
Stop/Yield Control:	(y/n)	No
Crosswalks Served:		No X-walk
Tee Intersection:	(y/n)	Yes
Vertical Curb:		Vertical





Total Costs for Curb Ramps at : Front St and Trinity Ave **$6,500.00**

Total Costs for Curb Ramps along : Front St **$74,500.00**

Year Completed	Intersection ID	Survey Street	Cross Street
TBD	270	Gill Way	Howell Rd

NE Parallel

743 Ramp Cross Slope

- *As-Built Description:*
  Cross slope of existing parallel curb ramp exceeds 2%.
- *As-is* Left: 2.9%
- *Proposed Solution:*
  Demolish existing and provide new parallel curb ramp including detectable warning surfaces, and top and bottom landings as required.

CBC 2016 **11B-406.5.7**
ADAAG **4.8.6**
PROWAG **R304.5.3**

Unit Cost **$7000.00**

Priority
46





		LEFT	RIGHT
Width of Ramp / Pad	(in)	53.0	53.0
Length of Ramp / Pad	(in)	89.0	85.0
Slope of the Ramp / Pad	(%)	7.2	7.1
X Slope of the Ramp / Pad	(%)	**2.9**	1.6
Top Landing Length	(in)	48.0	48.0
Top Landing Slope	(%)	0.2	0.9
Top Landing X Slope	(%)	**2.6**	**2.2**
Bottom Landing Length	(in)	48.0	
Bottom Landing Slope	(%)	1.8	
Bottom Landing X Slope	(%)	1.3	
Gutter Slope	(%)	2.0	
Gutter XSlope	(%)	0.5	
Gutter Lip	(in)	0.0	
Truncated Domes	(y/n)	Non-Compliant	
Dome Setback	(in)	**12.0**	
Street Grade (Left / Right)	(%)	0.6	0.1
Stop/Yield Control:	(y/n)	No	
Crosswalks Served:		No X-walk	
Tee Intersection:	(y/n)	No	
Vertical Curb:		Rolled	

NW Parallel

742 Ramp Width

- *As-Built Description:*
  Clear width of ramp run is less than 48". (ADAAG requires 36" min)
- *As-is* Left: 42.0" Right: 43.0"
- *Proposed Solution:*
  Demolish existing and provide new, parallel curb ramp, including detectable warning surfaces, and top and bottom landings as required.

CBC 2016 **11B-406.5.2**
CBC 2007 **1127B.5.2**
ADAAG **4.7.3**
PROWAG **R304.5.1**

Unit Cost **$7000.00**

Priority
44.5





		LEFT	RIGHT
Width of Ramp / Pad	(in)	**42.0**	**43.0**
Length of Ramp / Pad	(in)	66.0	63.0
Slope of the Ramp / Pad	(%)	3.1	3.3
X Slope of the Ramp / Pad	(%)	0.1	0.7
Top Landing Length	(in)	48.0	48.0
Top Landing Slope	(%)	0.6	0.0
Top Landing X Slope	(%)	0.5	0.8
Bottom Landing Length	(in)	48.0	
Bottom Landing Slope	(%)	1.6	
Bottom Landing X Slope	(%)	0.5	
Gutter Slope	(%)	2.5	
Gutter XSlope	(%)	0.5	
Gutter Lip	(in)	0.0	
Truncated Domes	(y/n)	Non-Compliant	
Dome Setback	(in)	**12.0**	
Street Grade (Left / Right)	(%)	0.0	0.5
Stop/Yield Control:	(y/n)	Yes-Stop Sign	
Crosswalks Served:		No X-walk	
Tee Intersection:	(y/n)	No	
Vertical Curb:		Rolled	

SE Perpendicular

740 Ramp Landing

- *As-Built Description:*

Top landing at existing perpendicular curb ramp or blended transition is less than 48" x 48" (60" length x ramp width preferred).

- *As-is* 0.0"
- *Proposed Solution:*

Demolish existing and provide new, parallel curb ramp, including detectable warning surfaces, and top and bottom landings as required.

CBC 2016 **11B-406.5.3**
CBC 2007 **1127B.5.4**
ADAAG **4.8.4**
ADA-2010 **405.7**
PROWAG **R304.2.1**

Unit Cost **$7000.00**

Priority
66.75

Width of Ramp / Pad	(in)	**46.0**
Length of Ramp / Pad	(in)	54.0
Slope of the Ramp / Pad	(%)	5.4
X Slope of the Ramp / Pad	(%)	1.7
Top Landing Length	(in)	**0.0**
Top Landing Slope	(%)	N/A
Top Landing X Slope	(%)	N/A
Left Flare	(%)	9.7
Right Flare	(%)	1.8
Gutter Slope	(%)	**8.8**
Gutter XSlope	(%)	0.9
Gutter Lip	(in)	**1.5**
Truncated Domes	(y/n)	**NO**
Street Grade (Left / Right)	(%)	0.2 2.2
Stop/Yield Control:	(y/n)	Yes-Stop Sign
Within Crosswalk	(y/n)	YES
Crosswalks Served:		1 X-walk
Tee Intersection:	(y/n)	No
Vertical Curb:		Vertical





SW Perpendicular

741 Ramp Landing

- *As-Built Description:*

Top landing at existing perpendicular curb ramp or blended transition is less than 48" x 48" (60" length x ramp width preferred).

- *As-is* 0.0"
- *Proposed Solution:*

Demolish existing and provide new, parallel curb ramp, including detectable warning surfaces, and top and bottom landings as required.

CBC 2016 **11B-406.5.3**
CBC 2007 **1127B.5.4**
ADAAG **4.8.4**
ADA-2010 **405.7**
PROWAG **R304.2.1**

Unit Cost **$7000.00**

Priority
70.75

Width of Ramp / Pad	(in)	**45.0**
Length of Ramp / Pad	(in)	60.0
Slope of the Ramp / Pad	(%)	7.9
X Slope of the Ramp / Pad	(%)	0.7
Top Landing Length	(in)	**0.0**
Top Landing Slope	(%)	N/A
Top Landing X Slope	(%)	N/A
Left Flare	(%)	4.7
Right Flare	(%)	**10.5**
Gutter Slope	(%)	**8.3**
Gutter XSlope	(%)	0.4
Gutter Lip	(in)	**1.5**
Truncated Domes	(y/n)	**NO**
Street Grade (Left / Right)	(%)	2.0 0.3
Stop/Yield Control:	(y/n)	No
Within Crosswalk	(y/n)	YES
Crosswalks Served:		1 X-walk
Tee Intersection:	(y/n)	No
Vertical Curb:		Vertical





Total Costs for Curb Ramps at : Gill Way and Howell Rd **$28,000.00**

E Perpendicular

920 Gutter

- *As-Built Description:*

The slope of the gutter area or street at the foot of a curb ramp, blended transition, pedestrian pad, or island cut through exceeds 1:20 (5%) in the direction of the pedestrian crossing.

- *As-is* 9.0%
- *Proposed Solution:*

Demolish gutter or street area as required and provide 48" x 48" area at foot of curb ramp, blended transition, pedestrian pad, or island cut through with slope no greater than 5%.

CBC 2016 **11B-406.5.8**
CBC 2007 **1127B.5.3**
ADAAG **4.7.2**
ADA-2010 **406.2**
PROWAG **R304.5.4**

Unit Cost **$3000.00**

Priority
67





Width of Ramp / Pad	(in)	54.0
Length of Ramp / Pad	(in)	74.0
Slope of the Ramp / Pad	(%)	7.4
X Slope of the Ramp / Pad	(%)	0.8
Top Landing Length	(in)	48.0
Top Landing Slope	(%)	0.6
Top Landing X Slope	(%)	0.9
Left Flare	(%)	9.3
Right Flare	(%)	**10.9**
Gutter Slope	(%)	**9.0**
Gutter XSlope	(%)	0.2
Gutter Lip	(in)	**1.0**
Truncated Domes	(y/n)	**NO**
Street Grade (Left / Right)	(%)	1.5 1.1
Stop/Yield Control:	(y/n)	Yes-Stop Sign
Within Crosswalk	(y/n)	YES
Crosswalks Served:		2 X-walk
Tee Intersection:	(y/n)	No
Vertical Curb:		Vertical

N Perpendicular

923 Ramp Transition

- *As-Built Description:*

Flush transition from ramp to gutter not provided.

- *As-is* 1.0"
- *Proposed Solution:*

Modify elements (ramp, gutter, landing, route) as required to provide flush transition from ramp to gutter.

CBC 2016 **11B-406.5.8**
CBC 2007 **1127B.5.3**
ADAAG **4.7.2**
PROWAG **R304.5.2**

Unit Cost **$2500.00**

Priority
53





Width of Ramp / Pad	(in)	53.0
Length of Ramp / Pad	(in)	79.0
Slope of the Ramp / Pad	(%)	7.6
X Slope of the Ramp / Pad	(%)	1.3
Top Landing Length	(in)	50.0
Top Landing Slope	(%)	0.4
Top Landing X Slope	(%)	0.6
Left Flare	(%)	6.9
Right Flare	(%)	7.6
Gutter Slope	(%)	1.6
Gutter XSlope	(%)	0.5
Gutter Lip	(in)	**1.0**
Truncated Domes	(y/n)	**NO**
Street Grade (Left / Right)	(%)	1.1 0.3
Stop/Yield Control:	(y/n)	Yes-Stop Sign
Within Crosswalk	(y/n)	N/A
Crosswalks Served:		1 X-walk
Tee Intersection:	(y/n)	No
Vertical Curb:		Vertical

S Parallel

921 Ramp Width

CBC 2016 **11B-406.5.2**
CBC 2007 **1127B.5.2**
ADAAG **4.7.3**
PROWAG **R304.5.1**

• *As-Built Description:*
Clear width of ramp run is less than 48". (ADAAG requires 36" min)

• *As-is* Left: 47.0" Right: 47.0"

• *Proposed Solution:*
Demolish existing and provide new, parallel curb ramp, including detectable warning surfaces, and top and bottom landings as required.

Unit Cost **$7000.00**

Priority
78





		LEFT	RIGHT
Width of Ramp / Pad	(in)	**47.0**	**47.0**
Length of Ramp / Pad	(in)	78.0	79.0
Slope of the Ramp / Pad	(%)	7.5	4.4
X Slope of the Ramp / Pad	(%)	**3.8**	**3.0**
Top Landing Length	(in)	48.0	48.0
Top Landing Slope	(%)	0.6	0.1
Top Landing X Slope	(%)	**2.9**	**2.4**
Bottom Landing Length	(in)	48.0	
Bottom Landing Slope	(%)	**4.3**	
Bottom Landing X Slope	(%)	0.1	
Gutter Slope	(%)	**9.1**	
Gutter XSlope	(%)	0.1	
Gutter Lip	(in)	**1.0**	
Truncated Domes	(y/n)	**NO**	
Street Grade (Left / Right)	(%)	0.2	N/A
Stop/Yield Control:	(y/n)	Yes-Stop Sign	
Within Crosswalk	(y/n)	YES	
Crosswalks Served:		1 X-walk	
Tee Intersection:	(y/n)	No	
Vertical Curb:		Vertical	

W Parallel

922 Ramp Cross Slope

CBC 2016 **11B-406.5.7**
ADAAG **4.8.6**
PROWAG **R304.5.3**

• *As-Built Description:*
Cross slope of existing parallel curb ramp exceeds 2%.

• *As-is* Left: 2.3% Right: 3.6%

• *Proposed Solution:*
Demolish existing and provide new parallel curb ramp including detectable warning surfaces, and top and bottom landings as required.

Unit Cost **$7000.00**

Priority
75





		LEFT	RIGHT
Width of Ramp / Pad	(in)	54.0	53.0
Length of Ramp / Pad	(in)	88.0	73.0
Slope of the Ramp / Pad	(%)	6.8	**10.7**
X Slope of the Ramp / Pad	(%)	**2.3**	**3.6**
Top Landing Length	(in)	48.0	48.0
Top Landing Slope	(%)	1.2	0.2
Top Landing X Slope	(%)	1.4	**4.0**
Bottom Landing Length	(in)	**37.0**	
Bottom Landing Slope	(%)	**3.4**	
Bottom Landing X Slope	(%)	1.7	
Gutter Slope	(%)	**6.5**	
Gutter XSlope	(%)	0.1	
Gutter Lip	(in)	**1.0**	
Truncated Domes	(y/n)	**NO**	
Street Grade (Left / Right)	(%)	1.5	N/A
Stop/Yield Control:	(y/n)	Yes-Stop Sign	
Crosswalks Served:		No X-walk	
Tee Intersection:	(y/n)	No	
Vertical Curb:		Vertical	

Total Costs for Curb Ramps at : Gill Way and Ventura Ave **$19,500.00**

Total Costs for Curb Ramps along : Gill Way **$47,500.00**

Year Completed	Intersection ID	Survey Street	Cross Street
TBD	414	Granite Falls Way	Golden Sands Way

Orientation & ID #	Ramp Type	Existing Access Barrier and Proposed Solution	Codes / Mitigation Info	Measurements

N — Curb Ramp Required

347 Access Route

- *As-Built Description:*
  Curb ramp or blended transition not provided where a pedestrian access route crosses a curb.
- *Proposed Solution:*
  Provide a parallel curb ramp, including detectable warning surfaces, and top and bottom landings as required.

CBC 2007 **1127B.5.1**
ADAAG **4.7.1**
PROWAG **R207.1**

Unit Cost **$7000.00**

Priority
8

		LEFT	RIGHT
Width of Ramp / Pad	(in)	N/A	N/A
Slope of the Ramp / Pad	(%)	N/A	N/A
X Slope of the Ramp / Pad	(%)	N/A	N/A
Stop/Yield Control:	(y/n)	No	
Crosswalks Served:		No X-walk	
Tee Intersection:	(y/n)	Yes	
Vertical Curb:		Vertical	



SE — Perpendicular

346 Detectable Warnings

- *As-Built Description:*
  Contrasting detectable warning surface not provided where a curb ramp, landing, blended transition, pedestrian pad, or island cut through connects to a street.
- *Proposed Solution:*
  Install a compliant truncated dome surface that extends the full width and depth (36" min.) of the curb ramp, landing, blended transition, pedestrian pad, or island cut through, excluding the flared sides, inside the grooved

CBC 2016 **11B-705.1.2.2**
CBC 2007 **1127B.5.7**
ADAAG **4.7.7**
ADA-2010 **705.1**
PROWAG **R305.1**

Unit Cost **$2500.00**

Priority
8

Width of Ramp / Pad	(in)	48.0
Length of Ramp / Pad	(in)	86.0
Slope of the Ramp / Pad	(%)	6.0
X Slope of the Ramp / Pad	(%)	0.7
Top Landing Length	(in)	48.0
Top Landing Slope	(%)	0.5
Top Landing X Slope	(%)	0.8
Left Flare	(%)	5.3
Right Flare	(%)	7.3
Gutter Slope	(%)	1.1
Gutter XSlope	(%)	1.0
Gutter Lip	(in)	0.0
Truncated Domes	(y/n)	Not Contrasting
Dome Setback	(in)	6.0
Street Grade (Left / Right)	(%)	0.1 3.4
Stop/Yield Control:	(y/n)	Yes-Stop Sign
Crosswalks Served:		No X-walk
Tee Intersection:	(y/n)	Yes
Vertical Curb:		Vertical





SW Perpendicular

345 Detectable Warnings

- *As-Built Description:*

  Contrasting detectable warning surface not provided where a curb ramp, landing, blended transition, pedestrian pad, or island cut through connects to a street.

- *Proposed Solution:*

  Install a compliant truncated dome surface that extends the full width and depth (36" min.) of the curb ramp, landing, blended transition, pedestrian pad, or island cut through, excluding the flared sides, inside the grooved

CBC 2016 **11B-705.1.2.2**
CBC 2007 **1127B.5.7**
ADAAG **4.7.7**
ADA-2010 **705.1**
PROWAG **R305.1**

Unit Cost **$2500.00**

Priority

8

Width of Ramp / Pad	(in)	48.0
Length of Ramp / Pad	(in)	87.0
Slope of the Ramp / Pad	(%)	5.3
X Slope of the Ramp / Pad	(%)	0.5
Top Landing Length	(in)	48.0
Top Landing Slope	(%)	0.7
Top Landing X Slope	(%)	0.5
Left Flare	(%)	8.2
Right Flare	(%)	6.4
Gutter Slope	(%)	1.5
Gutter XSlope	(%)	1.2
Gutter Lip	(in)	0.0
Truncated Domes	(y/n)	Not Contrasting
Dome Setback	(in)	6.0
Street Grade (Left / Right)	(%)	0.6 2.3
Stop/Yield Control:	(y/n)	No
Crosswalks Served:		No X-walk
Tee Intersection:	(y/n)	Yes
Vertical Curb:		Vertical





Total Costs for Curb Ramps at : **Granite Falls Way** ***and*** **Golden Sands Way** **$12,000.00**

N Curb Ramp Required

350 Access Route

- *As-Built Description:*

  Curb ramp or blended transition not provided where a pedestrian access route crosses a curb.

- *Proposed Solution:*

  Provide a parallel curb ramp, including detectable warning surfaces, and top and bottom landings as required.

CBC 2007 **1127B.5.1**
ADAAG **4.7.1**
PROWAG **R207.1**

Unit Cost **$7000.00**

Priority

8

		LEFT	RIGHT
Width of Ramp / Pad	(in)	N/A	N/A
Slope of the Ramp / Pad	(%)	N/A	N/A
X Slope of the Ramp / Pad	(%)	N/A	N/A
Stop/Yield Control:	(y/n)	No	
Crosswalks Served:		No X-walk	
Tee Intersection:	(y/n)	Yes	
Vertical Curb:		Vertical	



SE Perpendicular

349 Gutter

- *As-Built Description:*

The slope of the gutter area or street at the foot of a curb ramp, blended transition, pedestrian pad, or island cut through exceeds 1:20 (5%) in the direction of the pedestrian crossing.

- *As-is* 5.7%
- *Proposed Solution:*

Demolish gutter or street area as required and provide 48" x 48" area at foot of curb ramp, blended transition, pedestrian pad, or island cut through with slope no greater than 5%.

CBC 2016 **11B-406.5.8**
CBC 2007 **1127B.5.3**
ADAAG **4.7.2**
ADA-2010 **406.2**
PROWAG **R304.5.4**

Unit Cost **$3000.00**

Priority
13

Width of Ramp / Pad	(in)	48.0
Length of Ramp / Pad	(in)	93.0
Slope of the Ramp / Pad	(%)	5.2
X Slope of the Ramp / Pad	(%)	0.5
Top Landing Length	(in)	48.0
Top Landing Slope	(%)	1.1
Top Landing X Slope	(%)	0.9
Left Flare	(%)	6.2
Right Flare	(%)	5.6
Gutter Slope	(%)	**5.7**
Gutter XSlope	(%)	0.1
Gutter Lip	(in)	0.0
Truncated Domes	(y/n)	**Not Contrasting**
Dome Setback	(in)	8.0
Street Grade (Left / Right)	(%)	0.2 0.7
Stop/Yield Control:	(y/n)	Yes-Stop Sign
Crosswalks Served:		No X-walk
Tee Intersection:	(y/n)	Yes
Vertical Curb:		Vertical





SW Perpendicular

348 Ramp Landing

- *As-Built Description:*

Running slope at top landing of existing perpendicular curb ramp exceeds the 1:48 (2%) maximum.

- *As-is* 2.9%
- *Proposed Solution:*

Demolish existing and provide new, perpendicular curb ramp, including detectable warning surfaces, and top and bottom landings as required.

CBC 2016 **11B-406.5.3**
CBC 2007 **1127B.5.4**
ADAAG **4.8.4; 4.8.6**
PROWAG **R304.2.2**

Unit Cost **$6500.00**

Priority
20.5

Width of Ramp / Pad	(in)	48.0
Length of Ramp / Pad	(in)	89.0
Slope of the Ramp / Pad	(%)	4.9
X Slope of the Ramp / Pad	(%)	0.2
Top Landing Length	(in)	48.0
Top Landing Slope	(%)	**2.9**
Top Landing X Slope	(%)	0.4
Left Flare	(%)	7.0
Right Flare	(%)	6.5
Gutter Slope	(%)	**6.7**
Gutter XSlope	(%)	0.4
Gutter Lip	(in)	0.0
Truncated Domes	(y/n)	**Not Contrasting**
Dome Setback	(in)	8.0
Street Grade (Left / Right)	(%)	0.2 0.6
Stop/Yield Control:	(y/n)	No
Crosswalks Served:		No X-walk
Tee Intersection:	(y/n)	Yes
Vertical Curb:		Vertical





Total Costs for Curb Ramps at : **Granite Falls Way** ***and*** **Granite Falls Way** **$16,500.00**

N **Driveway**

351 General Note

- *As-Built Description:*

  Refer to notes for observation and recommendation.

- *Proposed Solution:*

Width of Ramp / Pad	(in)	
Slope of the Ramp / Pad	(%)	
X Slope of the Ramp / Pad	(%)	

8

Stop/Yield Control:	(y/n)	No
Crosswalks Served:		No X-walk
Tee Intersection:	(y/n)	No
Vertical Curb:		Vertical



Total Costs for Curb Ramps at : **Granite Falls Way** ***and*** **Spanish Bay Way**

Total Costs for Curb Ramps along : **Granite Falls Way** **$28,500.00**

Year Completed	Intersection ID	Survey Street	Cross Street
TBD	274	Grant Dr	Truman Dr

Orientation & ID #	Ramp Type	Existing Access Barrier and Proposed Solution	Codes / Mitigation Info	Measurements

N — Perpendicular

669 Ramp Landing

- *As-Built Description:*
  Running slope at top landing of existing perpendicular curb ramp exceeds the 1:48 (2%) maximum.
- *As-is* 3.9%
- *Proposed Solution:*
  Demolish existing and provide new, perpendicular curb ramp, including detectable warning surfaces, and top and bottom landings as required.

CBC 2016 **11B-406.5.3**
CBC 2007 **1127B.5.4**
ADAAG **4.8.4; 4.8.6**
PROWAG **R304.2.2**

Unit Cost **$6500.00**

Priority
25.5

Width of Ramp / Pad	(in)	56.0
Length of Ramp / Pad	(in)	102.0
Slope of the Ramp / Pad	(%)	4.3
X Slope of the Ramp / Pad	(%)	1.4
Top Landing Length	(in)	48.0
Top Landing Slope	(%)	**3.9**
Top Landing X Slope	(%)	1.3
Left Flare	(%)	6.0
Right Flare	(%)	5.1
Gutter Slope	(%)	**5.5**
Gutter XSlope	(%)	**2.3**
Gutter Lip	(in)	**0.5**
Truncated Domes	(y/n)	**NO**
Street Grade (Left / Right)	(%)	1.9 0.4
Stop/Yield Control:	(y/n)	Yes-Stop Sign
Crosswalks Served:		No X-walk
Tee Intersection:	(y/n)	Yes
Vertical Curb:		Vertical





SE — Curb Ramp Required

670 Access Route

- *As-Built Description:*
  Curb ramp or blended transition not provided where a pedestrian access route crosses a curb.
- *Proposed Solution:*
  Provide a parallel curb ramp, including detectable warning surfaces, and top and bottom landings as required.

CBC 2007 **1127B.5.1**
ADAAG **4.7.1**
PROWAG **R207.1**

Unit Cost **$7000.00**

Priority
8

		LEFT	RIGHT
Width of Ramp / Pad	(in)	N/A	N/A
Slope of the Ramp / Pad	(%)	N/A	N/A
X Slope of the Ramp / Pad	(%)	N/A	N/A
Stop/Yield Control:	(y/n)	Yes-Stop Sign	
Crosswalks Served:		No X-walk	
Tee Intersection:	(y/n)	Yes	
Vertical Curb:		Vertical	



W Perpendicular

668 Gutter

- *As-Built Description:*

The slope of the gutter area or street at the foot of a curb ramp, blended transition, pedestrian pad, or island cut through exceeds 1:20 (5%) in the direction of the pedestrian crossing.

- *As-is* 6.0%
- *Proposed Solution:*

Demolish gutter or street area as required and provide 48" x 48" area at foot of curb ramp, blended transition, pedestrian pad, or island cut through with slope no greater than 5%.

CBC 2016 **11B-406.5.8**
CBC 2007 **1127B.5.3**
ADAAG **4.7.2**
ADA-2010 **406.2**
PROWAG **R304.5.4**

Unit Cost **$3000.00**

Priority
18

Width of Ramp / Pad	(in)	54.0
Length of Ramp / Pad	(in)	103.0
Slope of the Ramp / Pad	(%)	5.9
X Slope of the Ramp / Pad	(%)	0.3
Top Landing Length	(in)	48.0
Top Landing Slope	(%)	0.8
Top Landing X Slope	(%)	0.6
Left Flare	(%)	8.6
Right Flare	(%)	5.6
Gutter Slope	(%)	**6.0**
Gutter XSlope	(%)	0.1
Gutter Lip	(in)	**0.5**
Truncated Domes	(y/n)	**NO**
Street Grade (Left / Right)	(%)	0.2 0.7
Stop/Yield Control:	(y/n)	Yes-Stop Sign
Crosswalks Served:		No X-walk
Tee Intersection:	(y/n)	Yes
Vertical Curb:		Vertical





Total Costs for Curb Ramps at : Grant Dr *and* Truman Dr **$16,500.00**

NE Perpendicular

624 Ramp Landing

- *As-Built Description:*

Running slope at top landing of existing perpendicular curb ramp exceeds the 1:48 (2%) maximum.

- *As-is* 2.2%
- *Proposed Solution:*

Demolish existing and provide new, perpendicular curb ramp, including detectable warning surfaces, and top and bottom landings as required.

CBC 2016 **11B-406.5.3**
CBC 2007 **1127B.5.4**
ADAAG **4.8.4; 4.8.6**
PROWAG **R304.2.2**

Unit Cost **$6500.00**

Priority
35.5

Width of Ramp / Pad	(in)	48.0
Length of Ramp / Pad	(in)	106.5
Slope of the Ramp / Pad	(%)	5.2
X Slope of the Ramp / Pad	(%)	0.6
Top Landing Length	(in)	48.0
Top Landing Slope	(%)	**2.2**
Top Landing X Slope	(%)	1.2
Left Flare	(%)	7.8
Right Flare	(%)	7.4
Gutter Slope	(%)	**9.3**
Gutter XSlope	(%)	0.6
Gutter Lip	(in)	**0.5**
Truncated Domes	(y/n)	**NO**
Street Grade (Left / Right)	(%)	0.9 1.6
Stop/Yield Control:	(y/n)	No
Crosswalks Served:		No X-walk
Tee Intersection:	(y/n)	No
Vertical Curb:		Vertical





SW **Curb Ramp Required**

623 Access Route

CBC 2007 **1127B.5.1**
ADAAG **4.7.1**
PROWAG **R207.1**

• *As-Built Description:*

Curb ramp or blended transition not provided where a pedestrian access route crosses a curb.

• *Proposed Solution:*

Provide a parallel curb ramp, including detectable warning surfaces, and top and bottom landings as required.

Unit Cost **$7000.00**

Priority

18

		LEFT	RIGHT
Width of Ramp / Pad	(in)	N/A	N/A
Slope of the Ramp / Pad	(%)	N/A	N/A
X Slope of the Ramp / Pad	(%)	N/A	N/A

Stop/Yield Control:	(y/n)	No
Crosswalks Served:		No X-walk
Tee Intersection:	(y/n)	No
Vertical Curb:		Vertical



Total Costs for Curb Ramps at : **Grant Dr** ***and*** **Vernal Dr** **$13,500.00**

Total Costs for Curb Ramps along : **Grant Dr** **$30,000.00**

Year Completed	Intersection ID	Survey Street	Cross Street
TBD	278	Harding Ave	Wilson Way

Orientation & ID #	Ramp Type	Existing Access Barrier and Proposed Solution	Codes / Mitigation Info	Measurements

E Curb Ramp Required

602 Access Route

- *As-Built Description:*
  Curb ramp or blended transition not provided where a pedestrian access route crosses a curb.
- *Proposed Solution:*
  Provide a parallel curb ramp, including detectable warning surfaces, and top and bottom landings as required.

CBC 2007 **1127B.5.1**
ADAAG **4.7.1**
PROWAG **R207.1**

Unit Cost **$7000.00**

Priority
20

		LEFT	RIGHT
Width of Ramp / Pad	(in)	N/A	N/A
Slope of the Ramp / Pad	(%)	N/A	N/A
X Slope of the Ramp / Pad	(%)	N/A	N/A

Stop/Yield Control:	(y/n)	No
Crosswalks Served:		No X-walk
Tee Intersection:	(y/n)	Yes
Vertical Curb:		Rolled



N No Sidewalk, Curb Ramp Not Required

603 Pedestrian Access Route

- *As-Built Description:*
  No curb, curb ramp, or sidewalk provided. Pedestrian access route is along the vehicular lane and is not separated by a curb or other cane detectable warning.
- *Proposed Solution:*
  When curb or sidewalk is installed along either street, provide accessible curb ramp.

CBC 2007 **1127B.5.1**
ADAAG **4.7.1**
PROWAG **R304.1**

Unit Cost **$0.00**

Priority
30

		LEFT	RIGHT
Width of Ramp / Pad	(in)	N/A	N/A
Slope of the Ramp / Pad	(%)	N/A	N/A
X Slope of the Ramp / Pad	(%)	N/A	N/A

Stop/Yield Control:	(y/n)	No
Crosswalks Served:		No X-walk
Tee Intersection:	(y/n)	Yes
Vertical Curb:		Rolled



W **Curb Ramp Required**

604 Access Route

- *As-Built Description:*

  Curb ramp or blended transition not provided where a pedestrian access route crosses a curb.

- *Proposed Solution:*

  Provide a parallel curb ramp, including detectable warning surfaces, and top and bottom landings as required.

CBC 2007 **1127B.5.1**
ADAAG **4.7.1**
PROWAG **R207.1**

Unit Cost **$7000.00**

Priority
20

		LEFT	RIGHT
Width of Ramp / Pad	(in)	N/A	N/A
Slope of the Ramp / Pad	(%)	N/A	N/A
X Slope of the Ramp / Pad	(%)	N/A	N/A

Stop/Yield Control:	(y/n)	No
Crosswalks Served:		No X-walk
Tee Intersection:	(y/n)	Yes
Vertical Curb:		Vertical



Total Costs for Curb Ramps at : **Harding Ave** ***and*** **Wilson Way** **$14,000.00**

Total Costs for Curb Ramps along : **Harding Ave** **$14,000.00**

Year Completed	Intersection ID	Survey Street	Cross Street
TBD	279	Harrison Ct	Jefferson St

Orientation & ID #	Ramp Type	Existing Access Barrier and Proposed Solution	Codes / Mitigation Info	Measurements

E Perpendicular

647 Ramp Landing

- *As-Built Description:*

Top landing at existing perpendicular curb ramp or blended transition is less than 48" x 48" (60" length x ramp width preferred).

- *As-is* 42.0"
- *Proposed Solution:*

Demolish existing and provide new, parallel curb ramp, including detectable warning surfaces, and top and bottom landings as required.

CBC 2016 **11B-406.5.3**
CBC 2007 **1127B.5.4**
ADAAG **4.8.4**
ADA-2010 **405.7**
PROWAG **R304.2.1**

Unit Cost **$7000.00**

Priority
25





Width of Ramp / Pad	(in)	49.5	
Length of Ramp / Pad	(in)	75.0	
Slope of the Ramp / Pad	(%)	**8.4**	
X Slope of the Ramp / Pad	(%)	0.0	
Top Landing Length	(in)	**42.0**	
Top Landing Slope	(%)	**2.8**	
Top Landing X Slope	(%)	0.4	
Left Flare	(%)	9.9	
Right Flare	(%)	8.4	
Gutter Slope	(%)	3.6	
Gutter XSlope	(%)	0.4	
Gutter Lip	(in)	**0.5**	
Truncated Domes	(y/n)	**NO**	
Street Grade (Left / Right)	(%)	0.7	0.6
Stop/Yield Control:	(y/n)	No	
Crosswalks Served:		No X-walk	
Tee Intersection:	(y/n)	Yes	
Vertical Curb:		Vertical	

N Perpendicular

645 Ramp Landing

- *As-Built Description:*

Top landing at existing perpendicular curb ramp or blended transition is less than 48" x 48" (60" length x ramp width preferred).

- *As-is* 36.0"
- *Proposed Solution:*

Demolish existing and provide new, parallel curb ramp, including detectable warning surfaces, and top and bottom landings as required.

CBC 2016 **11B-406.5.3**
CBC 2007 **1127B.5.4**
ADAAG **4.8.4**
ADA-2010 **405.7**
PROWAG **R304.2.1**

Unit Cost **$7000.00**

Priority
28.75





Width of Ramp / Pad	(in)	49.0	
Length of Ramp / Pad	(in)	78.0	
Slope of the Ramp / Pad	(%)	**9.9**	
X Slope of the Ramp / Pad	(%)	1.9	
Top Landing Length	(in)	**36.0**	
Top Landing Slope	(%)	1.4	
Top Landing X Slope	(%)	0.3	
Left Flare	(%)	8.1	
Right Flare	(%)	**10.2**	
Gutter Slope	(%)	5.0	
Gutter XSlope	(%)	0.8	
Gutter Lip	(in)	**0.5**	
Truncated Domes	(y/n)	**NO**	
Street Grade (Left / Right)	(%)	0.3	2.0
Stop/Yield Control:	(y/n)	No	
Crosswalks Served:		No X-walk	
Tee Intersection:	(y/n)	Yes	
Vertical Curb:		Vertical	

S **Curb Ramp Required**

646 Access Route

- *As-Built Description:*

  Curb ramp or blended transition not provided where a pedestrian access route crosses a curb.

- *Proposed Solution:*

  Provide a parallel curb ramp, including detectable warning surfaces, and top and bottom landings as required.

CBC 2007 **1127B.5.1**
ADAAG **4.7.1**
PROWAG **R207.1**

Unit Cost **$7000.00**

Priority
8

		LEFT	RIGHT
Width of Ramp / Pad	(in)	N/A	N/A
Slope of the Ramp / Pad	(%)	N/A	N/A
X Slope of the Ramp / Pad	(%)	N/A	N/A

Stop/Yield Control:	(y/n)	No
Crosswalks Served:		No X-walk
Tee Intersection:	(y/n)	Yes
Vertical Curb:		Vertical



Total Costs for Curb Ramps at : **Harrison Ct** ***and*** **Jefferson St** **$21,000.00**

Total Costs for Curb Ramps along : **Harrison Ct** **$21,000.00**

Year Completed	Intersection ID	Survey Street	Cross Street
TBD	281	Holiday Way	Howell Rd

NE Perpendicular

748 Ramp Landing

- *As-Built Description:*

Top landing at existing perpendicular curb ramp or blended transition is less than 48" x 48" (60" length x ramp width preferred).

- *As-is* 0.0"
- *Proposed Solution:*

Demolish existing and provide new, parallel curb ramp, including detectable warning surfaces, and top and bottom landings as required.

CBC 2016 **11B-406.5.3**
CBC 2007 **1127B.5.4**
ADAAG **4.8.4**
ADA-2010 **405.7**
PROWAG **R304.2.1**

Unit Cost **$7000.00**

Priority
63.75





Width of Ramp / Pad	(in)	**44.0**
Length of Ramp / Pad	(in)	54.0
Slope of the Ramp / Pad	(%)	**13.2**
X Slope of the Ramp / Pad	(%)	1.3
Top Landing Length	(in)	**0.0**
Top Landing Slope	(%)	N/A
Top Landing X Slope	(%)	N/A
Left Flare	(%)	7.8
Right Flare	(%)	9.0
Gutter Slope	(%)	0.8
Gutter XSlope	(%)	1.2
Gutter Lip	(in)	**0.5**
Truncated Domes	(y/n)	**NO**
Street Grade (Left / Right)	(%)	0.3 0.3
Stop/Yield Control:	(y/n)	No
Crosswalks Served:		No X-walk
Tee Intersection:	(y/n)	Yes
Vertical Curb:		Vertical

NW Perpendicular

749 Ramp Landing

- *As-Built Description:*

Top landing at existing perpendicular curb ramp or blended transition is less than 48" x 48" (60" length x ramp width preferred).

- *As-is* 0.0"
- *Proposed Solution:*

Demolish existing and provide new, parallel curb ramp, including detectable warning surfaces, and top and bottom landings as required.

CBC 2016 **11B-406.5.3**
CBC 2007 **1127B.5.4**
ADAAG **4.8.4**
ADA-2010 **405.7**
PROWAG **R304.2.1**

Unit Cost **$7000.00**

Priority
71.25





Width of Ramp / Pad	(in)	**45.0**
Length of Ramp / Pad	(in)	54.0
Slope of the Ramp / Pad	(%)	**13.0**
X Slope of the Ramp / Pad	(%)	1.0
Top Landing Length	(in)	**0.0**
Top Landing Slope	(%)	N/A
Top Landing X Slope	(%)	N/A
Left Flare	(%)	5.9
Right Flare	(%)	**10.5**
Gutter Slope	(%)	**7.9**
Gutter XSlope	(%)	0.7
Gutter Lip	(in)	**1.0**
Truncated Domes	(y/n)	**NO**
Street Grade (Left / Right)	(%)	0.4 1.1
Stop/Yield Control:	(y/n)	Yes-Stop Sign
Crosswalks Served:		No X-walk
Tee Intersection:	(y/n)	Yes
Vertical Curb:		Vertical

SE **Curb Ramp Required**

747 Access Route

- *As-Built Description:*

  Curb ramp or blended transition not provided where a pedestrian access route crosses a curb.

- *Proposed Solution:*

  Provide a parallel curb ramp, including detectable warning surfaces, and top and bottom landings as required.

CBC 2007 **1127B.5.1**
ADAAG **4.7.1**
PROWAG **R207.1**

Unit Cost **$7000.00**

Priority
40

		LEFT	RIGHT
Width of Ramp / Pad	(in)	N/A	N/A
Slope of the Ramp / Pad	(%)	N/A	N/A
X Slope of the Ramp / Pad	(%)	N/A	N/A

Stop/Yield Control:	(y/n)	No
Crosswalks Served:		No X-walk
Tee Intersection:	(y/n)	Yes
Vertical Curb:		Vertical



Total Costs for Curb Ramps at : **Holiday Way** ***and*** **Howell Rd** **$21,000.00**

Total Costs for Curb Ramps along : **Holiday Way** **$21,000.00**

Year Completed	Intersection ID	Survey Street	Cross Street
TBD	282	Hoover Ave	Wilson Way

Orientation & ID #	Ramp Type	Existing Access Barrier and Proposed Solution	Codes / Mitigation Info	Measurements

E — Curb Ramp Required

609 Access Route

- *As-Built Description:*
  Curb ramp or blended transition not provided where a pedestrian access route crosses a curb.
- *Proposed Solution:*
  Provide a parallel curb ramp, including detectable warning surfaces, and top and bottom landings as required.

CBC 2007 **1127B.5.1**
ADAAG **4.7.1**
PROWAG **R207.1**

Unit Cost **$7000.00**

Priority
20

		LEFT	RIGHT
Width of Ramp / Pad	(in)	N/A	N/A
Slope of the Ramp / Pad	(%)	N/A	N/A
X Slope of the Ramp / Pad	(%)	N/A	N/A

Stop/Yield Control:	(y/n)	No
Crosswalks Served:		No X-walk
Tee Intersection:	(y/n)	Yes
Vertical Curb:		Rolled



N — Curb Ramp Required

610 Access Route

- *As-Built Description:*
  Curb ramp or blended transition not provided where a pedestrian access route crosses a curb.
- *Proposed Solution:*
  Provide a parallel curb ramp, including detectable warning surfaces, and top and bottom landings as required.

CBC 2007 **1127B.5.1**
ADAAG **4.7.1**
PROWAG **R207.1**

Unit Cost **$7000.00**

Priority
30

		LEFT	RIGHT
Width of Ramp / Pad	(in)	N/A	N/A
Slope of the Ramp / Pad	(%)	N/A	N/A
X Slope of the Ramp / Pad	(%)	N/A	N/A

Stop/Yield Control:	(y/n)	No
Crosswalks Served:		No X-walk
Tee Intersection:	(y/n)	Yes
Vertical Curb:		Rolled



W **Curb Ramp Required**

608 Access Route

- *As-Built Description:*

  Curb ramp or blended transition not provided where a pedestrian access route crosses a curb.

- *Proposed Solution:*

  Provide a parallel curb ramp, including detectable warning surfaces, and top and bottom landings as required.

CBC 2007 **1127B.5.1**
ADAAG **4.7.1**
PROWAG **R207.1**

Unit Cost **$7000.00**

Priority
30

		LEFT	RIGHT
Width of Ramp / Pad	(in)	N/A	N/A
Slope of the Ramp / Pad	(%)	N/A	N/A
X Slope of the Ramp / Pad	(%)	N/A	N/A

Stop/Yield Control:	(y/n)	No
Crosswalks Served:		No X-walk
Tee Intersection:	(y/n)	Yes
Vertical Curb:		Rolled



Total Costs for Curb Ramps at : **Hoover Ave** ***and*** **Wilson Way** **$21,000.00**

Total Costs for Curb Ramps along : **Hoover Ave** **$21,000.00**

Year Completed	Intersection ID	Survey Street	Cross Street
TBD	404	Howell Rd	Cottonwood Dr

NE — No Sidewalk, Curb Ramp Not Required

905 Pedestrian Access Route

- *As-Built Description:*

No curb, curb ramp, or sidewalk provided. Pedestrian access route is along the vehicular lane and is not separated by a curb or other cane detectable warning.

- *Proposed Solution:*

When curb or sidewalk is installed along either street, provide accessible curb ramp.

CBC 2007 **1127B.5.1**
ADAAG **4.7.1**
PROWAG **R304.1**

Unit Cost **$0.00**

Priority
18

		LEFT	RIGHT
Width of Ramp / Pad	(in)	N/A	N/A
Slope of the Ramp / Pad	(%)	N/A	N/A
X Slope of the Ramp / Pad	(%)	N/A	N/A

Stop/Yield Control:	(y/n)	No
Crosswalks Served:		No X-walk
Tee Intersection:	(y/n)	Yes
Vertical Curb:		N/A



SE — Perpendicular

906 Ramp Landing

- *As-Built Description:*

Cross slope at top landing of existing perpendicular curb ramp exceeds 2%.

- *As-is* 2.7%
- *Proposed Solution:*

Demolish existing and provide new, perpendicular curb ramp, including detectable warning surfaces, and top and bottom landings as required.

CBC 2016 **11B-406.5.3**
CBC 2007 **1127B.5.4**
ADAAG **4.8.4; 4.8.6**
ADA-2010 **405.7**
PROWAG **R304.5.3**

Unit Cost **$3250.00**

Priority
13

Width of Ramp / Pad	(in)	48.0
Length of Ramp / Pad	(in)	77.0
Slope of the Ramp / Pad	(%)	7.4
X Slope of the Ramp / Pad	(%)	0.3
Top Landing Length	(in)	48.0
Top Landing Slope	(%)	**2.3**
Top Landing X Slope	(%)	**2.7**

Left Flare	(%)	7.8
Right Flare	(%)	7.7
Gutter Slope	(%)	2.2
Gutter XSlope	(%)	1.3
Gutter Lip	(in)	0.0
Truncated Domes	(y/n)	**Not Contrasting**
Dome Setback	(in)	6.0

Street Grade (Left / Right)	(%)	0.4	0.9
Stop/Yield Control:	(y/n)	Yes-Stop Sign	
Crosswalks Served:		No X-walk	
Tee Intersection:	(y/n)	Yes	
Vertical Curb:		Vertical	





SW Perpendicular

907 Ramp Landing

- *As-Built Description:*

Top landing at existing perpendicular curb ramp or blended transition is less than 48" x 48" (60" length x ramp width preferred).

- *As-is* 47.0"
- *Proposed Solution:*

Demolish existing and provide new, parallel curb ramp, including detectable warning surfaces, and top and bottom landings as required.

CBC 2016 **11B-406.5.3**
CBC 2007 **1127B.5.4**
ADAAG **4.8.4**
ADA-2010 **405.7**
PROWAG **R304.2.1**

Unit Cost **$7000.00**

Priority
10.25

Width of Ramp / Pad	(in)	48.0
Length of Ramp / Pad	(in)	78.0
Slope of the Ramp / Pad	(%)	6.3
X Slope of the Ramp / Pad	(%)	0.2
Top Landing Length	(in)	**47.0**
Top Landing Slope	(%)	1.0
Top Landing X Slope	(%)	1.6
Left Flare	(%)	7.8
Right Flare	(%)	9.3
Gutter Slope	(%)	0.1
Gutter XSlope	(%)	1.3
Gutter Lip	(in)	0.0
Truncated Domes	(y/n)	**Not Contrasting**
Dome Setback	(in)	6.0
Street Grade (Left / Right)	(%)	0.1 0.0
Stop/Yield Control:	(y/n)	No
Crosswalks Served:		No X-walk
Tee Intersection:	(y/n)	Yes
Vertical Curb:		Vertical





Total Costs for Curb Ramps at : Howell Rd *and* Cottonwood Dr $10,250.00

NE No Sidewalk, Curb Ramp Not Required

752 Pedestrian Access Route

- *As-Built Description:*

No curb, curb ramp, or sidewalk provided. Pedestrian access route is along the vehicular lane and is not separated by a curb or other cane detectable warning.

- *Proposed Solution:*

When curb or sidewalk is installed along either street, provide accessible curb ramp.

CBC 2007 **1127B.5.1**
ADAAG **4.7.1**
PROWAG **R304.1**

Unit Cost **$0.00**

Priority
28

		LEFT	RIGHT
Width of Ramp / Pad	(in)	N/A	N/A
Slope of the Ramp / Pad	(%)	N/A	N/A
X Slope of the Ramp / Pad	(%)	N/A	N/A
Stop/Yield Control:	(y/n)	No	
Crosswalks Served:		No X-walk	
Tee Intersection:	(y/n)	Yes	
Vertical Curb:		Rolled	



SE Perpendicular

753 Gutter

CBC 2016 **11B-406.5.8**
CBC 2007 **1127B.5**
ADAAG **4.8.6**
PROWAG **R304.5.3**

Unit Cost **$3000.00**

Priority **40**

- *As-Built Description:*
  The cross slope of the gutter area or street at the foot of a curb ramp, blended transition, pedestrian pad, or island cut through exceeds 2%.
- *As-is* 3.2%
- *Proposed Solution:*
  Demolish gutter or street area as required and provide 48" x 48" area at foot of curb ramp, blended transition, pedestrian pad, or island cut through with a cross slope no greater than 2%.





Width of Ramp / Pad	(in)	48.0
Length of Ramp / Pad	(in)	68.0
Slope of the Ramp / Pad	(%)	7.2
X Slope of the Ramp / Pad	(%)	1.9
Top Landing Length	(in)	56.0
Top Landing Slope	(%)	1.6
Top Landing X Slope	(%)	2.0
Left Flare	(%)	4.8
Right Flare	(%)	3.2
Gutter Slope	(%)	2.8
Gutter XSlope	(%)	**3.2**
Gutter Lip	(in)	**0.25**
Truncated Domes	(y/n)	**Not Contrasting**
Dome Setback	(in)	6.0
Street Grade (Left / Right)	(%)	1.0 1.9
Stop/Yield Control:	(y/n)	Yes-Stop Sign
Within Crosswalk	(y/n)	Faded
Crosswalks Served:		1 X-walk
Tee Intersection:	(y/n)	Yes
Vertical Curb:		Vertical

SW Perpendicular

754 Ramp Landing

CBC 2016 **11B-406.5.3**
CBC 2007 **1127B.5.4**
ADAAG **4.8.4; 4.8.6**
PROWAG **R304.2.2**

Unit Cost **$6500.00**

Priority **24**

- *As-Built Description:*
  Running slope at top landing of existing perpendicular curb ramp exceeds the 1:48 (2%) maximum.
- *As-is* 3.1%
- *Proposed Solution:*
  Demolish existing and provide new, perpendicular curb ramp, including detectable warning surfaces, and top and bottom landings as required.





Width of Ramp / Pad	(in)	49.0
Length of Ramp / Pad	(in)	81.0
Slope of the Ramp / Pad	(%)	8.0
X Slope of the Ramp / Pad	(%)	0.7
Top Landing Length	(in)	56.0
Top Landing Slope	(%)	**3.1**
Top Landing X Slope	(%)	1.4
Left Flare	(%)	6.7
Right Flare	(%)	5.9
Gutter Slope	(%)	3.2
Gutter XSlope	(%)	0.0
Gutter Lip	(in)	**0.25**
Truncated Domes	(y/n)	**Not Contrasting**
Dome Setback	(in)	6.0
Street Grade (Left / Right)	(%)	1.0 0.0
Stop/Yield Control:	(y/n)	No
Within Crosswalk	(y/n)	Faded
Crosswalks Served:		1 X-walk
Tee Intersection:	(y/n)	Yes
Vertical Curb:		Vertical

Total Costs for Curb Ramps at : Howell Rd and Oleander Dr **$9,500.00**

NE No Sidewalk, Curb Ramp Not Required

877 Pedestrian Access Route

- *As-Built Description:*

No curb, curb ramp, or sidewalk provided. Pedestrian access route is along the vehicular lane and is not separated by a curb or other cane detectable warning.

- *Proposed Solution:*

When curb or sidewalk is installed along either street, provide accessible curb ramp.

CBC 2007 **1127B.5.1**
ADAAG **4.7.1**
PROWAG **R304.1**

Unit Cost **$0.00**

Priority
18

		LEFT	RIGHT
Width of Ramp / Pad	(in)	N/A	N/A
Slope of the Ramp / Pad	(%)	N/A	N/A
X Slope of the Ramp / Pad	(%)	N/A	N/A
Stop/Yield Control:	(y/n)	No	
Crosswalks Served:		No X-walk	
Tee Intersection:	(y/n)	No	
Vertical Curb:		Vertical	



NW Perpendicular

876 Ramp Width

- *As-Built Description:*

Clear width of ramp run is less than 48". (ADAAG requires 36" min)

- *As-is* 46.0"
- *Proposed Solution:*

Demolish existing and provide new, perpendicular curb ramp, including detectable warning surfaces, and top and bottom landings as required.

CBC 2016 **11B-406.5.2**
CBC 2007 **1127B.5.2**
ADAAG **4.7.3**
PROWAG **R304.5.1**

Unit Cost **$6500.00**

Priority
17.75

Width of Ramp / Pad	(in)	**46.0**
Length of Ramp / Pad	(in)	82.0
Slope of the Ramp / Pad	(%)	7.0
X Slope of the Ramp / Pad	(%)	0.7
Top Landing Length	(in)	48.0
Top Landing Slope	(%)	1.5
Top Landing X Slope	(%)	1.3
Left Flare	(%)	6.2
Right Flare	(%)	7.6
Gutter Slope	(%)	**7.0**
Gutter XSlope	(%)	0.2
Gutter Lip	(in)	0.0
Truncated Domes	(y/n)	**Not Contrasting**
Dome Setback	(in)	8.0
Street Grade (Left / Right)	(%)	0.0 0.5
Stop/Yield Control:	(y/n)	Yes-Stop Sign
Crosswalks Served:		No X-walk
Tee Intersection:	(y/n)	No
Vertical Curb:		Vertical





SE Perpendicular

878 Ramp Transition

- *As-Built Description:*

Flush transition from ramp to gutter not provided.

- *As-is* 0.5"
- *Proposed Solution:*

Modify elements (ramp, gutter, landing, route) as required to provide flush transition from ramp to gutter.

CBC 2016 **11B-406.5.8**
CBC 2007 **1127B.5.3**
ADAAG **4.7.2**
PROWAG **R304.5.2**

Unit Cost **$2500.00**

Priority
9





Width of Ramp / Pad	(in)	52.0
Length of Ramp / Pad	(in)	66.0
Slope of the Ramp / Pad	(%)	6.6
X Slope of the Ramp / Pad	(%)	1.6
Top Landing Length	(in)	65.0
Top Landing Slope	(%)	0.4
Top Landing X Slope	(%)	1.1
Left Flare	(%)	8.5
Right Flare	(%)	5.1
Gutter Slope	(%)	4.8
Gutter XSlope	(%)	0.5
Gutter Lip	(in)	**0.5**
Truncated Domes	(y/n)	**Not Contrasting**
Dome Setback	(in)	**9.0**
Street Grade (Left / Right)	(%)	0.4 2.2
Stop/Yield Control:	(y/n)	Yes-Stop Sign
Within Crosswalk		**<48"**
Crosswalks Served:	(y/n)	1 X-walk
Tee Intersection:		No
Vertical Curb:		Vertical

SW Perpendicular

875 Detectable Warnings

- *As-Built Description:*

Contrasting detectable warning surface not provided where a curb ramp, landing, blended transition, pedestrian pad, or island cut through connects to a street.

- *Proposed Solution:*

Install a compliant truncated dome surface that extends the full width and depth (36" min.) of the curb ramp, landing, blended transition, pedestrian pad, or island cut through, excluding the flared sides, inside the grooved

CBC 2016 **11B-705.1.2.2**
CBC 2007 **1127B.5.7**
ADAAG **4.7.7**
ADA-2010 **705.1**
PROWAG **R305.1**

Unit Cost **$2500.00**

Priority
8





Width of Ramp / Pad	(in)	51.0
Length of Ramp / Pad	(in)	67.0
Slope of the Ramp / Pad	(%)	7.7
X Slope of the Ramp / Pad	(%)	0.5
Top Landing Length	(in)	65.0
Top Landing Slope	(%)	0.2
Top Landing X Slope	(%)	0.2
Left Flare	(%)	7.0
Right Flare	(%)	8.2
Gutter Slope	(%)	4.7
Gutter XSlope	(%)	0.3
Gutter Lip	(in)	0.0
Truncated Domes	(y/n)	**Not Contrasting**
Dome Setback	(in)	**9.0**
Street Grade (Left / Right)	(%)	3.5 0.4
Stop/Yield Control:	(y/n)	No
Within Crosswalk		**<48"**
Crosswalks Served:	(y/n)	1 X-walk
Tee Intersection:		No
Vertical Curb:		Vertical

Total Costs for Curb Ramps at : **Howell Rd** ***and*** **Santa Cruz Blvd** **$11,500.00**

N Perpendicular

911 Gutter

- *As-Built Description:*

The slope of the gutter area or street at the foot of a curb ramp, blended transition, pedestrian pad, or island cut through exceeds 1:20 (5%) in the direction of the pedestrian crossing.

- *As-is* 5.3%
- *Proposed Solution:*

Demolish gutter or street area as required and provide 48" x 48" area at foot of curb ramp, blended transition, pedestrian pad, or island cut through with slope no greater than 5%.

CBC 2016 **11B-406.5.8**
CBC 2007 **1127B.5.3**
ADAAG **4.7.2**
ADA-2010 **406.2**
PROWAG **R304.5.4**

Unit Cost **$3000.00**

Priority

74

Width of Ramp / Pad	(in)	54.0
Length of Ramp / Pad	(in)	72.0
Slope of the Ramp / Pad	(%)	6.8
X Slope of the Ramp / Pad	(%)	0.1
Top Landing Length	(in)	48.0
Top Landing Slope	(%)	0.6
Top Landing X Slope	(%)	0.5
Left Flare	(%)	8.5
Right Flare	(%)	7.4
Gutter Slope	(%)	**5.3**
Gutter XSlope	(%)	0.1
Gutter Lip	(in)	**1.0**
Truncated Domes	(y/n)	**NO**
Street Grade (Left / Right)	(%)	0.9 0.1
Stop/Yield Control:	(y/n)	No
Within Crosswalk		**<48"**
Crosswalks Served:	(y/n)	1 X-walk
Tee Intersection:		Yes
Vertical Curb:		Vertical





S Curb Ramp Required

913 Access Route

- *As-Built Description:*

Curb ramp or blended transition not provided where a pedestrian access route crosses a curb.

- *Proposed Solution:*

Provide a parallel curb ramp, including detectable warning surfaces, and top and bottom landings as required.

CBC 2007 **1127B.5.1**
ADAAG **4.7.1**
PROWAG **R207.1**

Unit Cost **$7000.00**

Priority

62

		LEFT	RIGHT
Width of Ramp / Pad	(in)	N/A	N/A
Slope of the Ramp / Pad	(%)	N/A	N/A
X Slope of the Ramp / Pad	(%)	N/A	N/A
Stop/Yield Control:	(y/n)	No	
Crosswalks Served:		No X-walk	
Tee Intersection:	(y/n)	Yes	
Vertical Curb:		Vertical	



W Perpendicular

912 Ramp Transition

- *As-Built Description:*

  Flush transition from ramp to gutter not provided.

- *As-is* 1.0"
- *Proposed Solution:*

  Modify elements (ramp, gutter, landing, route) as required to provide flush transition from ramp to gutter.

CBC 2016 **11B-406.5.8**
CBC 2007 **1127B.5.3**
ADAAG **4.7.2**
PROWAG **R304.5.2**

Unit Cost **$2500.00**

Priority

69





Width of Ramp / Pad	(in)	52.0
Length of Ramp / Pad	(in)	75.0
Slope of the Ramp / Pad	(%)	8.1
X Slope of the Ramp / Pad	(%)	1.0
Top Landing Length	(in)	48.0
Top Landing Slope	(%)	1.7
Top Landing X Slope	(%)	2.0
Left Flare	(%)	7.0
Right Flare	(%)	7.9
Gutter Slope	(%)	4.2
Gutter XSlope	(%)	1.5
Gutter Lip	(in)	**1.0**
Truncated Domes	(y/n)	**NO**
Street Grade (Left / Right)	(%)	1.0 0.8
Stop/Yield Control:	(y/n)	Yes-Stop Sign
Within Crosswalk	(y/n)	YES
Crosswalks Served:		1 X-walk
Tee Intersection:	(y/n)	Yes
Vertical Curb:		Vertical

Total Costs for Curb Ramps at : Howell Rd and Ventura Ave **$12,500.00**

Total Costs for Curb Ramps along : Howell Rd **$43,750.00**

Year Completed	Intersection ID	Survey Street	Cross Street
TBD	285	Jackson Ct	Truman Dr

Orientation & ID #	Ramp Type	Existing Access Barrier and Proposed Solution	Codes / Mitigation Info	Measurements

N Perpendicular

662 Ramp Slope

- *As-Built Description:*
  Running slope of existing perpendicular curb ramp is less than 5% or greater than 8.3%.
- *As-is* 10.5%
- *Proposed Solution:*
  Demolish existing and provide new, perpendicular curb ramp, including detectable warning surfaces, and top and bottom landings as required.

CBC 2016 **11B-406.2.1**
CBC 2007 **1127B.5.3**
ADAAG **4.7.2; 4.8.2**
ADA-2010 **405.2**
PROWAG **R304.2.2**

Unit Cost **$6500.00**

Priority
24.5

Width of Ramp / Pad	(in)	48.0
Length of Ramp / Pad	(in)	67.0
Slope of the Ramp / Pad	(%)	**10.5**
X Slope of the Ramp / Pad	(%)	1.7
Top Landing Length	(in)	48.0
Top Landing Slope	(%)	1.9
Top Landing X Slope	(%)	0.5
Left Flare	(%)	9.8
Right Flare	(%)	9.6
Gutter Slope	(%)	**6.6**
Gutter XSlope	(%)	0.4
Gutter Lip	(in)	0.0
Truncated Domes	(y/n)	**NO**
Street Grade (Left / Right)	(%)	4.6 0.5
Stop/Yield Control:	(y/n)	No
Crosswalks Served:		No X-walk
Tee Intersection:	(y/n)	Yes
Vertical Curb:		Vertical





S Curb Ramp Required

664 Access Route

- *As-Built Description:*
  Curb ramp or blended transition not provided where a pedestrian access route crosses a curb.
- *Proposed Solution:*
  Provide a parallel curb ramp, including detectable warning surfaces, and top and bottom landings as required.

CBC 2007 **1127B.5.1**
ADAAG **4.7.1**
PROWAG **R207.1**

Unit Cost **$7000.00**

Priority
8

		LEFT	RIGHT
Width of Ramp / Pad	(in)	N/A	N/A
Slope of the Ramp / Pad	(%)	N/A	N/A
X Slope of the Ramp / Pad	(%)	N/A	N/A
Stop/Yield Control:	(y/n)	No	
Crosswalks Served:		No X-walk	
Tee Intersection:	(y/n)	Yes	
Vertical Curb:		Vertical	



W Perpendicular

663 Ramp Slope

- *As-Built Description:*

  Running slope of existing perpendicular curb ramp is less than 5% or greater than 8.3%.

- *As-is* 11.7%
- *Proposed Solution:*

  Demolish existing and provide new, perpendicular curb ramp, including detectable warning surfaces, and top and bottom landings as required.

CBC 2016 **11B-406.2.1**
CBC 2007 **1127B.5.3**
ADAAG **4.7.2; 4.8.2**
ADA-2010 **405.2**
PROWAG **R304.2.2**

Unit Cost **$6500.00**

Priority

42.5

Width of Ramp / Pad	(in)	50.0
Length of Ramp / Pad	(in)	70.0
Slope of the Ramp / Pad	(%)	**11.7**
X Slope of the Ramp / Pad	(%)	0.7
Top Landing Length	(in)	48.0
Top Landing Slope	(%)	1.8
Top Landing X Slope	(%)	1.9
Left Flare	(%)	**12.2**
Right Flare	(%)	**13.2**
Gutter Slope	(%)	**7.3**
Gutter XSlope	(%)	**3.6**
Gutter Lip	(in)	**0.5**
Truncated Domes	(y/n)	**NO**
Street Grade (Left / Right)	(%)	1.2 1.3
Stop/Yield Control:	(y/n)	No
Crosswalks Served:		No X-walk
Tee Intersection:	(y/n)	Yes
Vertical Curb:		Vertical





Total Costs for Curb Ramps at : Jackson Ct and Truman Dr **$20,000.00**

Total Costs for Curb Ramps along : Jackson Ct **$20,000.00**

Year Completed	Intersection ID	Survey Street	Cross Street
TBD	286	Jefferson St	Lincoln Ave

Orientation & ID #	Ramp Type	Existing Access Barrier and Proposed Solution	Codes / Mitigation Info	Measurements

NE Perpendicular

642 Ramp Landing

- *As-Built Description:*

Top landing at existing perpendicular curb ramp or blended transition is less than 48" x 48" (60" length x ramp width preferred).

- *As-is* 36.0"
- *Proposed Solution:*

Demolish existing and provide new, parallel curb ramp, including detectable warning surfaces, and top and bottom landings as required.

CBC 2016 **11B-406.5.3**
CBC 2007 **1127B.5.4**
ADAAG **4.8.4**
ADA-2010 **405.7**
PROWAG **R304.2.1**

Unit Cost **$7000.00**

Priority
29.75

Width of Ramp / Pad	(in)	60.0
Length of Ramp / Pad	(in)	85.0
Slope of the Ramp / Pad	(%)	3.5
X Slope of the Ramp / Pad	(%)	1.2
Top Landing Length	(in)	**36.0**
Top Landing Slope	(%)	1.6
Top Landing X Slope	(%)	0.0
Left Flare	(%)	4.6
Right Flare	(%)	4.3
Gutter Slope	(%)	**11.1**
Gutter XSlope	(%)	0.8
Gutter Lip	(in)	**0.5**
Truncated Domes	(y/n)	**NO**
Street Grade (Left / Right)	(%)	1.1 1.5
Stop/Yield Control:	(y/n)	Yes-Stop Sign
Crosswalks Served:		No X-walk
Tee Intersection:	(y/n)	Yes
Vertical Curb:		Vertical





S Perpendicular

643 Ramp Landing

- *As-Built Description:*

Top landing at existing perpendicular curb ramp or blended transition is less than 48" x 48" (60" length x ramp width preferred).

- *As-is* 36.0"
- *Proposed Solution:*

Demolish existing and provide new, parallel curb ramp, including detectable warning surfaces, and top and bottom landings as required.

CBC 2016 **11B-406.5.3**
CBC 2007 **1127B.5.4**
ADAAG **4.8.4**
ADA-2010 **405.7**
PROWAG **R304.2.1**

Unit Cost **$7000.00**

Priority
37.25

Width of Ramp / Pad	(in)	54.0
Length of Ramp / Pad	(in)	86.0
Slope of the Ramp / Pad	(%)	**9.7**
X Slope of the Ramp / Pad	(%)	1.2
Top Landing Length	(in)	**36.0**
Top Landing Slope	(%)	**3.2**
Top Landing X Slope	(%)	0.6
Left Flare	(%)	8.5
Right Flare	(%)	9.0
Gutter Slope	(%)	**14.7**
Gutter XSlope	(%)	1.1
Gutter Lip	(in)	**0.5**
Truncated Domes	(y/n)	**NO**
Street Grade (Left / Right)	(%)	0.3 0.5
Stop/Yield Control:	(y/n)	No
Crosswalks Served:		No X-walk
Tee Intersection:	(y/n)	Yes
Vertical Curb:		Vertical





W Curb Ramp Required

644 Access Route

- *As-Built Description:*
  Curb ramp or blended transition not provided where a pedestrian access route crosses a curb.
- *Proposed Solution:*
  Provide a parallel curb ramp, including detectable warning surfaces, and top and bottom landings as required.

CBC 2007 **1127B.5.1**
ADAAG **4.7.1**
PROWAG **R207.1**

Unit Cost **$7000.00**

Priority
8

		LEFT	RIGHT
Width of Ramp / Pad	(in)	N/A	N/A
Slope of the Ramp / Pad	(%)	N/A	N/A
X Slope of the Ramp / Pad	(%)	N/A	N/A

Stop/Yield Control:	(y/n)	No
Crosswalks Served:		No X-walk
Tee Intersection:	(y/n)	Yes
Vertical Curb:		Vertical



Total Costs for Curb Ramps at : Jefferson St *and* Lincoln Ave **$21,000.00**

E Perpendicular

649 Ramp Slope

- *As-Built Description:*
  Running slope of existing perpendicular curb ramp is less than 5% or greater than 8.3%.
- *As-is* 8.6%
- *Proposed Solution:*
  Demolish existing and provide new, perpendicular curb ramp, including detectable warning surfaces, and top and bottom landings as required.

CBC 2016 **11B-406.2.1**
CBC 2007 **1127B.5.3**
ADAAG **4.7.2; 4.8.2**
ADA-2010 **405.2**
PROWAG **R304.2.2**

Unit Cost **$6500.00**

Priority
23

Width of Ramp / Pad	(in)	49.0
Length of Ramp / Pad	(in)	72.0
Slope of the Ramp / Pad	(%)	**8.6**
X Slope of the Ramp / Pad	(%)	0.6
Top Landing Length	(in)	48.0
Top Landing Slope	(%)	1.7
Top Landing X Slope	(%)	0.1

Left Flare	(%)	8.8	
Right Flare	(%)	8.4	
Gutter Slope	(%)	**5.8**	
Gutter XSlope	(%)	**2.2**	
Gutter Lip	(in)	**0.5**	
Truncated Domes	(y/n)	**NO**	
Street Grade (Left / Right)	(%)	3.4	0.2
Stop/Yield Control:	(y/n)	No	
Crosswalks Served:		No X-walk	
Tee Intersection:	(y/n)	Yes	
Vertical Curb:		Vertical	





N Perpendicular

648 Ramp Slope

- *As-Built Description:*

Running slope of existing perpendicular curb ramp is less than 5% or greater than 8.3%.

- *As-is* 8.6%
- *Proposed Solution:*

Demolish existing and provide new, perpendicular curb ramp, including detectable warning surfaces, and top and bottom landings as required.

CBC 2016 **11B-406.2.1**
CBC 2007 **1127B.5.3**
ADAAG **4.7.2; 4.8.2**
ADA-2010 **405.2**
PROWAG **R304.2.2**

Unit Cost **$6500.00**

Priority
20.5

Width of Ramp / Pad	(in)	48.0
Length of Ramp / Pad	(in)	73.0
Slope of the Ramp / Pad	(%)	**8.6**
X Slope of the Ramp / Pad	(%)	0.2
Top Landing Length	(in)	48.0
Top Landing Slope	(%)	**3.2**
Top Landing X Slope	(%)	1.8
Left Flare	(%)	7.9
Right Flare	(%)	9.9
Gutter Slope	(%)	3.3
Gutter XSlope	(%)	1.2
Gutter Lip	(in)	**0.5**
Truncated Domes	(y/n)	**NO**
Street Grade (Left / Right)	(%)	0.1 1.1
Stop/Yield Control:	(y/n)	No
Crosswalks Served:		No X-walk
Tee Intersection:	(y/n)	Yes
Vertical Curb:		Vertical





S Curb Ramp Required

650 Access Route

- *As-Built Description:*

Curb ramp or blended transition not provided where a pedestrian access route crosses a curb.

- *Proposed Solution:*

Provide a parallel curb ramp, including detectable warning surfaces, and top and bottom landings as required.

CBC 2007 **1127B.5.1**
ADAAG **4.7.1**
PROWAG **R207.1**

Unit Cost **$7000.00**

Priority
8

		LEFT	RIGHT
Width of Ramp / Pad	(in)	N/A	N/A
Slope of the Ramp / Pad	(%)	N/A	N/A
X Slope of the Ramp / Pad	(%)	N/A	N/A
Stop/Yield Control:	(y/n)	No	
Crosswalks Served:		No X-walk	
Tee Intersection:	(y/n)	Yes	
Vertical Curb:		Vertical	



Total Costs for Curb Ramps at : Jefferson St and Madison Ct **$20,000.00**

N Perpendicular

651 Ramp Slope

- *As-Built Description:*

Running slope of existing perpendicular curb ramp is less than 5% or greater than 8.3%.

- *As-is* 9.7%
- *Proposed Solution:*

Demolish existing and provide new, perpendicular curb ramp, including detectable warning surfaces, and top and bottom landings as required.

CBC 2016 **11B-406.2.1**
CBC 2007 **1127B.5.3**
ADAAG **4.7.2; 4.8.2**
ADA-2010 **405.2**
PROWAG **R304.2.2**

Unit Cost **$6500.00**

Priority
30.5

Width of Ramp / Pad	(in)	48.0
Length of Ramp / Pad	(in)	64.0
Slope of the Ramp / Pad	(%)	**9.7**
X Slope of the Ramp / Pad	(%)	1.3
Top Landing Length	(in)	48.0
Top Landing Slope	(%)	**3.1**
Top Landing X Slope	(%)	0.9
Left Flare	(%)	9.4
Right Flare	(%)	7.9
Gutter Slope	(%)	**11.5**
Gutter XSlope	(%)	0.8
Gutter Lip	(in)	**0.5**
Truncated Domes	(y/n)	**NO**
Street Grade (Left / Right)	(%)	0.8 0.8
Stop/Yield Control:	(y/n)	No
Crosswalks Served:		No X-walk
Tee Intersection:	(y/n)	No
Vertical Curb:		Vertical





S Curb Ramp Required

1139 Access Route

- *As-Built Description:*

Curb ramp or blended transition not provided where a pedestrian access route crosses a curb.

- *Proposed Solution:*

Provide a parallel curb ramp, including detectable warning surfaces, and top and bottom landings as required.

CBC 2007 **1127B.5.1**
ADAAG **4.7.1**
PROWAG **R207.1**

Unit Cost **$7000.00**

Priority
8

		LEFT	RIGHT
Width of Ramp / Pad	(in)		
Slope of the Ramp / Pad	(%)		
X Slope of the Ramp / Pad	(%)		
Stop/Yield Control:	(y/n)	No	
Crosswalks Served:		No X-walk	
Tee Intersection:	(y/n)	No	
Vertical Curb:		Vertical	



Total Costs for Curb Ramps at : Jefferson St and Truman Dr **$13,500.00**

Total Costs for Curb Ramps along : Jefferson St **$54,500.00**

Year Completed	Intersection ID	Survey Street	Cross Street
TBD	423	Kadota Ave	S Fig Tree Blvd

Orientation & ID #	Ramp Type	Existing Access Barrier and Proposed Solution	Codes / Mitigation Info	Measurements

E — No Sidewalk, Curb Ramp Not Required

326 Pedestrian Access Route

- *As-Built Description:*
  No curb, curb ramp, or sidewalk provided. Pedestrian access route is along the vehicular lane and is not separated by a curb or other cane detectable warning.
- *Proposed Solution:*
  When curb or sidewalk is installed along either street, provide accessible curb ramp.

CBC 2007 **1127B.5.1**
ADAAG **4.7.1**
PROWAG **R304.1**

Unit Cost **$0.00**

Priority
18

		LEFT	RIGHT
Width of Ramp / Pad	(in)	N/A	N/A
Slope of the Ramp / Pad	(%)	N/A	N/A
X Slope of the Ramp / Pad	(%)	N/A	N/A

Stop/Yield Control:	(y/n)	No
Crosswalks Served:		No X-walk
Tee Intersection:	(y/n)	Yes
Vertical Curb:		Vertical



NW — Perpendicular

325 Ramp Landing

- *As-Built Description:*
  Running slope at top landing of existing perpendicular curb ramp exceeds the 1:48 (2%) maximum.
- *As-is* 2.9%
- *Proposed Solution:*
  Demolish existing and provide new, perpendicular curb ramp, including detectable warning surfaces, and top and bottom landings as required.

CBC 2016 **11B-406.5.3**
CBC 2007 **1127B.5.4**
ADAAG **4.8.4; 4.8.6**
PROWAG **R304.2.2**

Unit Cost **$6500.00**

Priority
30.5

Width of Ramp / Pad	(in)	48.0
Length of Ramp / Pad	(in)	85.0
Slope of the Ramp / Pad	(%)	6.5
X Slope of the Ramp / Pad	(%)	0.9
Top Landing Length	(in)	48.0
Top Landing Slope	(%)	**2.9**
Top Landing X Slope	(%)	0.3

Left Flare	(%)	9.0
Right Flare	(%)	9.5
Gutter Slope	(%)	**7.1**
Gutter XSlope	(%)	1.6
Gutter Lip	(in)	0.0
Truncated Domes	(y/n)	YES
Dome Setback	(in)	6.0

Street Grade (Left / Right)	(%)	0.2	1.0
Stop/Yield Control:	(y/n)	No	
Within Crosswalk	(y/n)	YES	
Crosswalks Served:		1 X-walk	
Tee Intersection:	(y/n)	Yes	
Vertical Curb:		Vertical	





SW Perpendicular

324 Ramp Landing

- *As-Built Description:*

Running slope at top landing of existing perpendicular curb ramp exceeds the 1:48 (2%) maximum.

- *As-is* 4.4%
- *Proposed Solution:*

Demolish existing and provide new, perpendicular curb ramp, including detectable warning surfaces, and top and bottom landings as required.

CBC 2016 **11B-406.5.3**
CBC 2007 **1127B.5.4**
ADAAG **4.8.4; 4.8.6**
PROWAG **R304.2.2**

Unit Cost **$6500.00**

Priority

33





Width of Ramp / Pad	(in)	48.0
Length of Ramp / Pad	(in)	75.0
Slope of the Ramp / Pad	(%)	5.8
X Slope of the Ramp / Pad	(%)	0.0
Top Landing Length	(in)	48.0
Top Landing Slope	(%)	**4.4**
Top Landing X Slope	(%)	1.6
Left Flare	(%)	5.6
Right Flare	(%)	8.5
Gutter Slope	(%)	**12.7**
Gutter XSlope	(%)	1.5
Gutter Lip	(in)	0.0
Truncated Domes	(y/n)	YES
Dome Setback	(in)	6.0
Street Grade (Left / Right)	(%)	0.6 2.6
Stop/Yield Control:	(y/n)	Yes-Stop Sign
Within Crosswalk	(y/n)	YES
Crosswalks Served:		1 X-walk
Tee Intersection:	(y/n)	Yes
Vertical Curb:		Vertical

Total Costs for Curb Ramps at : Kadota Ave *and* S Fig Tree Blvd **$13,000.00**

NE Perpendicular

321 Ramp Slope

- *As-Built Description:*

Running slope of existing perpendicular curb ramp is less than 5% or greater than 8.3%.

- *As-is* 8.7%
- *Proposed Solution:*

Demolish existing and provide new, perpendicular curb ramp, including detectable warning surfaces, and top and bottom landings as required.

CBC 2016 **11B-406.2.1**
CBC 2007 **1127B.5.3**
ADAAG **4.7.2; 4.8.2**
ADA-2010 **405.2**
PROWAG **R304.2.2**

Unit Cost **$6500.00**

Priority

20.5





Width of Ramp / Pad	(in)	48.0
Length of Ramp / Pad	(in)	72.0
Slope of the Ramp / Pad	(%)	**8.7**
X Slope of the Ramp / Pad	(%)	0.7
Top Landing Length	(in)	48.0
Top Landing Slope	(%)	0.3
Top Landing X Slope	(%)	1.0
Left Flare	(%)	7.7
Right Flare	(%)	7.7
Gutter Slope	(%)	**9.4**
Gutter XSlope	(%)	0.6
Gutter Lip	(in)	0.0
Truncated Domes	(y/n)	YES
Dome Setback	(in)	6.0
Street Grade (Left / Right)	(%)	0.5 1.6
Stop/Yield Control:	(y/n)	No
Within Crosswalk	(y/n)	YES
Crosswalks Served:		1 X-walk
Tee Intersection:	(y/n)	Yes
Vertical Curb:		Vertical

SE Perpendicular

322 Ramp Slope

- *As-Built Description:*

Running slope of existing perpendicular curb ramp is less than 5% or greater than 8.3%.

- *As-is* 9.0%
- *Proposed Solution:*

Demolish existing and provide new, perpendicular curb ramp, including detectable warning surfaces, and top and bottom landings as required.

CBC 2016 **11B-406.2.1**
CBC 2007 **1127B.5.3**
ADAAG **4.7.2; 4.8.2**
ADA-2010 **405.2**
PROWAG **R304.2.2**

Unit Cost **$6500.00**

Priority
29.5





Width of Ramp / Pad	(in)	48.0
Length of Ramp / Pad	(in)	74.0
Slope of the Ramp / Pad	(%)	**9.0**
X Slope of the Ramp / Pad	(%)	1.4
Top Landing Length	(in)	48.0
Top Landing Slope	(%)	**2.6**
Top Landing X Slope	(%)	1.1
Left Flare	(%)	9.7
Right Flare	(%)	**10.2**
Gutter Slope	(%)	**9.7**
Gutter XSlope	(%)	**2.2**
Gutter Lip	(in)	0.0
Truncated Domes	(y/n)	YES
Dome Setback	(in)	6.0
Street Grade (Left / Right)	(%)	1.5 0.3
Stop/Yield Control:	(y/n)	No
Within Crosswalk	(y/n)	YES
Crosswalks Served:		2 X-walk
Tee Intersection:	(y/n)	Yes
Vertical Curb:		Vertical

SW Parallel

323 Ramp Cross Slope

- *As-Built Description:*

Cross slope of existing parallel curb ramp exceeds 2%.

- *As-is* Left: 2.2%
- *Proposed Solution:*

Demolish existing and provide new parallel curb ramp including detectable warning surfaces, and top and bottom landings as required.

CBC 2016 **11B-406.5.7**
ADAAG **4.8.6**
PROWAG **R304.5.3**

Unit Cost **$7000.00**

Priority
17





		LEFT	RIGHT
Width of Ramp / Pad	(in)	60.0	60.0
Length of Ramp / Pad	(in)	72.0	72.0
Slope of the Ramp / Pad	(%)	7.9	7.1
X Slope of the Ramp / Pad	(%)	**2.2**	1.5
Top Landing Length	(in)	48.0	48.0
Top Landing Slope	(%)	1.1	0.1
Top Landing X Slope	(%)	0.9	1.2
Bottom Landing Length	(in)	48.0	
Bottom Landing Slope	(%)	**2.4**	
Bottom Landing X Slope	(%)	0.4	
Gutter Slope	(%)	**9.2**	
Gutter XSlope	(%)	0.3	
Gutter Lip	(in)	0.0	
Truncated Domes	(y/n)	YES	
Dome Setback	(in)	**6.0**	
Street Grade (Left / Right)	(%)	0.3	N/A
Stop/Yield Control:	(y/n)	No	
Within Crosswalk	(y/n)	YES	
Crosswalks Served:		1 X-walk	
Tee Intersection:	(y/n)	Yes	
Vertical Curb:		Vertical	

***Total Costs for Curb Ramps at :* Kadota Ave *and* Verdone St** **$20,000.00**

***Total Costs for Curb Ramps along :* Kadota Ave** **$33,000.00**

Year Completed	Intersection ID	Survey Street	Cross Street
TBD	289	Kennedy Ct	Palm Pky

N — Curb Ramp Required

635 Access Route

- *As-Built Description:*

Curb ramp or blended transition not provided where a pedestrian access route crosses a curb.

- *Proposed Solution:*

Provide a parallel curb ramp, including detectable warning surfaces, and top and bottom landings as required.

CBC 2007 **1127B.5.1**
ADAAG **4.7.1**
PROWAG **R207.1**

Unit Cost **$7000.00**

Priority
8

		LEFT	RIGHT
Width of Ramp / Pad	(in)	N/A	N/A
Slope of the Ramp / Pad	(%)	N/A	N/A
X Slope of the Ramp / Pad	(%)	N/A	N/A
Stop/Yield Control:	(y/n)	No	
Crosswalks Served:		No X-walk	
Tee Intersection:	(y/n)	Yes	
Vertical Curb:		Vertical	



SE — Perpendicular

637 Gutter

- *As-Built Description:*

The slope of the gutter area or street at the foot of a curb ramp, blended transition, pedestrian pad, or island cut through exceeds 1:20 (5%) in the direction of the pedestrian crossing.

- *As-is* 8.8%
- *Proposed Solution:*

Demolish gutter or street area as required and provide 48" x 48" area at foot of curb ramp, blended transition, pedestrian pad, or island cut through with slope no greater than 5%.

CBC 2016 **11B-406.5.8**
CBC 2007 **1127B.5.3**
ADAAG **4.7.2**
ADA-2010 **406.2**
PROWAG **R304.5.4**

Unit Cost **$3000.00**

Priority
20.5

Width of Ramp / Pad	(in)	48.0
Length of Ramp / Pad	(in)	80.0
Slope of the Ramp / Pad	(%)	8.3
X Slope of the Ramp / Pad	(%)	0.1
Top Landing Length	(in)	48.0
Top Landing Slope	(%)	1.2
Top Landing X Slope	(%)	0.6
Left Flare	(%)	9.8
Right Flare	(%)	9.4
Gutter Slope	(%)	**8.8**
Gutter XSlope	(%)	0.7
Gutter Lip	(in)	**0.5**
Truncated Domes	(y/n)	**NO**
Street Grade (Left / Right)	(%)	0.9 1.0
Stop/Yield Control:	(y/n)	Yes-Stop Sign
Crosswalks Served:		No X-walk
Tee Intersection:	(y/n)	Yes
Vertical Curb:		Vertical





SW Perpendicular

636 Ramp Landing

- *As-Built Description:*

  Running slope at top landing of existing perpendicular curb ramp exceeds the 1:48 (2%) maximum.

- *As-is* 2.8%
- *Proposed Solution:*

  Demolish existing and provide new, perpendicular curb ramp, including detectable warning surfaces, and top and bottom landings as required.

CBC 2016 **11B-406.5.3**
CBC 2007 **1127B.5.4**
ADAAG **4.8.4; 4.8.6**
PROWAG **R304.2.2**

Unit Cost **$6500.00**

Priority

20.5





Width of Ramp / Pad	(in)	48.0	
Length of Ramp / Pad	(in)	72.0	
Slope of the Ramp / Pad	(%)	7.4	
X Slope of the Ramp / Pad	(%)	0.1	
Top Landing Length	(in)	48.0	
Top Landing Slope	(%)	**2.8**	
Top Landing X Slope	(%)	0.1	
Left Flare	(%)	8.7	
Right Flare	(%)	8.0	
Gutter Slope	(%)	3.9	
Gutter XSlope	(%)	**2.1**	
Gutter Lip	(in)	**0.5**	
Truncated Domes	(y/n)	**NO**	
Street Grade (Left / Right)	(%)	1.6	0.0
Stop/Yield Control:	(y/n)	No	
Crosswalks Served:		No X-walk	
Tee Intersection:	(y/n)	Yes	
Vertical Curb:		Vertical	

Total Costs for Curb Ramps at : **Kennedy Ct** ***and*** **Palm Pky** **$16,500.00**

Total Costs for Curb Ramps along : **Kennedy Ct** **$16,500.00**

Year Completed	Intersection ID	Survey Street	Cross Street
TBD	385	Kites Way	Elm Ave

NE Perpendicular

798 Ramp Slope

- *As-Built Description:*

Running slope of existing perpendicular curb ramp is less than 5% or greater than 8.3%.

- *As-is* 11.3%
- *Proposed Solution:*

Demolish existing and provide new, perpendicular curb ramp, including detectable warning surfaces, and top and bottom landings as required.

CBC 2016 **11B-406.2.1**
CBC 2007 **1127B.5.3**
ADAAG **4.7.2; 4.8.2**
ADA-2010 **405.2**
PROWAG **R304.2.2**

Unit Cost **$6500.00**

Priority
64.5





Width of Ramp / Pad	(in)	57.0
Length of Ramp / Pad	(in)	75.0
Slope of the Ramp / Pad	(%)	**11.3**
X Slope of the Ramp / Pad	(%)	0.4
Top Landing Length	(in)	48.0
Top Landing Slope	(%)	**3.2**
Top Landing X Slope	(%)	**2.2**
Left Flare	(%)	**11.6**
Right Flare	(%)	9.4
Gutter Slope	(%)	**12.7**
Gutter XSlope	(%)	0.4
Gutter Lip	(in)	0.0
Truncated Domes	(y/n)	**NO**
Street Grade (Left / Right)	(%)	1.1 0.1
Stop/Yield Control:	(y/n)	No
Crosswalks Served:		No X-walk
Tee Intersection:	(y/n)	Yes
Vertical Curb:		Vertical

NW Perpendicular

797 Ramp Landing

- *As-Built Description:*

Top landing at existing perpendicular curb ramp or blended transition is less than 48" x 48" (60" length x ramp width preferred).

- *As-is* 46.0"
- *Proposed Solution:*

Demolish existing and provide new, parallel curb ramp, including detectable warning surfaces, and top and bottom landings as required.

CBC 2016 **11B-406.5.3**
CBC 2007 **1127B.5.4**
ADAAG **4.8.4**
ADA-2010 **405.7**
PROWAG **R304.2.1**

Unit Cost **$7000.00**

Priority
35.25





Width of Ramp / Pad	(in)	61.0
Length of Ramp / Pad	(in)	79.0
Slope of the Ramp / Pad	(%)	6.8
X Slope of the Ramp / Pad	(%)	1.5
Top Landing Length	(in)	**46.0**
Top Landing Slope	(%)	1.5
Top Landing X Slope	(%)	1.7
Left Flare	(%)	5.4
Right Flare	(%)	6.6
Gutter Slope	(%)	**10.6**
Gutter XSlope	(%)	0.9
Gutter Lip	(in)	**0.2**
Truncated Domes	(y/n)	**NO**
Street Grade (Left / Right)	(%)	2.5 0.6
Stop/Yield Control:	(y/n)	Yes-Stop Sign
Crosswalks Served:		No X-walk
Tee Intersection:	(y/n)	Yes
Vertical Curb:		Vertical

SW Curb Ramp Required

796 Access Route

- *As-Built Description:*

Curb ramp or blended transition not provided where a pedestrian access route crosses a curb.

- *Proposed Solution:*

Provide a parallel curb ramp, including detectable warning surfaces, and top and bottom landings as required.

CBC 2007 **1127B.5.1**
ADAAG **4.7.1**
PROWAG **R207.1**

Unit Cost **$7000.00**

Priority
18

		LEFT	RIGHT
Width of Ramp / Pad	(in)	N/A	N/A
Slope of the Ramp / Pad	(%)	N/A	N/A
X Slope of the Ramp / Pad	(%)	N/A	N/A
Stop/Yield Control:	(y/n)	No	
Crosswalks Served:		No X-walk	
Tee Intersection:	(y/n)	Yes	
Vertical Curb:		Vertical	



Total Costs for Curb Ramps at : Kites Way *and* Elm Ave **$20,500.00**

NE Perpendicular

801 Ramp Landing

- *As-Built Description:*

Top landing at existing perpendicular curb ramp or blended transition is less than 48" x 48" (60" length x ramp width preferred).

- *As-is* 36.0"
- *Proposed Solution:*

Demolish existing and provide new, parallel curb ramp, including detectable warning surfaces, and top and bottom landings as required.

CBC 2016 **11B-406.5.3**
CBC 2007 **1127B.5.4**
ADAAG **4.8.4**
ADA-2010 **405.7**
PROWAG **R304.2.1**

Unit Cost **$7000.00**

Priority
45.75

Width of Ramp / Pad	(in)	55.0	
Length of Ramp / Pad	(in)	89.0	
Slope of the Ramp / Pad	(%)	7.9	
X Slope of the Ramp / Pad	(%)	0.7	
Top Landing Length	(in)	**36.0**	
Top Landing Slope	(%)	1.7	
Top Landing X Slope	(%)	0.4	
Left Flare	(%)	7.1	
Right Flare	(%)	8.0	
Gutter Slope	(%)	3.5	
Gutter XSlope	(%)	0.3	
Gutter Lip	(in)	**0.25**	
Truncated Domes	(y/n)	**NO**	
Street Grade (Left / Right)	(%)	0.1	1.6
Stop/Yield Control:	(y/n)	No	
Crosswalks Served:		No X-walk	
Tee Intersection:	(y/n)	Yes	
Vertical Curb:		Vertical	





SE Perpendicular

800 Detectable Warnings

- *As-Built Description:*

Detectable warning surface not provided where a curb ramp, landing, blended transition, pedestrian pad, or island cut through connects to a street.

- *Proposed Solution:*

Install a truncated dome surface that extends the full width and depth (36" min.) of the curb ramp, landing, blended transition, pedestrian pad, or island cut through excluding the flared sides, inside the grooved border.

CBC 2016 **11B-705.1.2.2**
CBC 2007 **1127B.5.7**
ADAAG **4.7.7**
ADA-2010 **705.1**
PROWAG **R305.1**

Unit Cost **$2500.00**

Priority
38

Width of Ramp / Pad	(in)	55.0
Length of Ramp / Pad	(in)	77.0
Slope of the Ramp / Pad	(%)	6.1
X Slope of the Ramp / Pad	(%)	0.3
Top Landing Length	(in)	48.0
Top Landing Slope	(%)	0.3
Top Landing X Slope	(%)	0.2
Left Flare	(%)	7.2
Right Flare	(%)	6.8
Gutter Slope	(%)	2.6
Gutter XSlope	(%)	0.2
Gutter Lip	(in)	0.0
Truncated Domes	(y/n)	NO
Street Grade (Left / Right)	(%)	0.0 1.0
Stop/Yield Control:	(y/n)	No
Crosswalks Served:		No X-walk
Tee Intersection:	(y/n)	Yes
Vertical Curb:		Vertical





SW Curb Ramp Required

799 Access Route

- *As-Built Description:*

Curb ramp or blended transition not provided where a pedestrian access route crosses a curb.

- *Proposed Solution:*

Provide a parallel curb ramp, including detectable warning surfaces, and top and bottom landings as required.

CBC 2007 **1127B.5.1**
ADAAG **4.7.1**
PROWAG **R207.1**

Unit Cost **$7000.00**

Priority
26

		LEFT	RIGHT
Width of Ramp / Pad	(in)	N/A	N/A
Slope of the Ramp / Pad	(%)	N/A	N/A
X Slope of the Ramp / Pad	(%)	N/A	N/A
Stop/Yield Control:	(y/n)	No	
Crosswalks Served:		No X-walk	
Tee Intersection:	(y/n)	Yes	
Vertical Curb:		Vertical	



Total Costs for Curb Ramps at : Kites Way and Pistachio Ct **$16,500.00**

Total Costs for Curb Ramps along : Kites Way **$37,000.00**

Year Completed	Intersection ID	Survey Street	Cross Street
TBD	295	Lincoln Ave	Palm Pky

E Perpendicular

640 Ramp Landing

- *As-Built Description:*
  Top landing at existing perpendicular curb ramp or blended transition is less than 48" x 48" (60" length x ramp width preferred).
- *As-is* 36.0"
- *Proposed Solution:*
  Demolish existing and provide new, parallel curb ramp, including detectable warning surfaces, and top and bottom landings as required.

CBC 2016 **11B-406.5.3**
CBC 2007 **1127B.5.4**
ADAAG **4.8.4**
ADA-2010 **405.7**
PROWAG **R304.2.1**

Unit Cost **$7000.00**

Priority
32.25





Width of Ramp / Pad	(in)	52.0
Length of Ramp / Pad	(in)	78.0
Slope of the Ramp / Pad	(%)	7.9
X Slope of the Ramp / Pad	(%)	0.5
Top Landing Length	(in)	**36.0**
Top Landing Slope	(%)	**2.1**
Top Landing X Slope	(%)	0.1
Left Flare	(%)	7.8
Right Flare	(%)	6.2
Gutter Slope	(%)	**15.4**
Gutter XSlope	(%)	0.8
Gutter Lip	(in)	**0.5**
Truncated Domes	(y/n)	**NO**
Street Grade (Left / Right)	(%)	0.5 0.8
Stop/Yield Control:	(y/n)	No
Crosswalks Served:		No X-walk
Tee Intersection:	(y/n)	No
Vertical Curb:		Vertical

N Perpendicular

639 Ramp Landing

- *As-Built Description:*
  Running slope at top landing of existing perpendicular curb ramp exceeds the 1:48 (2%) maximum.
- *As-is* 2.2%
- *Proposed Solution:*
  Demolish existing and provide new, perpendicular curb ramp, including detectable warning surfaces, and top and bottom landings as required.

CBC 2016 **11B-406.5.3**
CBC 2007 **1127B.5.4**
ADAAG **4.8.4; 4.8.6**
PROWAG **R304.2.2**

Unit Cost **$6500.00**

Priority
25.5





Width of Ramp / Pad	(in)	48.0
Length of Ramp / Pad	(in)	83.0
Slope of the Ramp / Pad	(%)	6.5
X Slope of the Ramp / Pad	(%)	0.7
Top Landing Length	(in)	48.0
Top Landing Slope	(%)	**2.2**
Top Landing X Slope	(%)	1.5
Left Flare	(%)	7.2
Right Flare	(%)	4.3
Gutter Slope	(%)	**14.9**
Gutter XSlope	(%)	0.6
Gutter Lip	(in)	**0.5**
Truncated Domes	(y/n)	**NO**
Street Grade (Left / Right)	(%)	0.7 0.7
Stop/Yield Control:	(y/n)	Yes-Stop Sign
Crosswalks Served:		No X-walk
Tee Intersection:	(y/n)	No
Vertical Curb:		Vertical

S Perpendicular

641 Ramp Landing

- *As-Built Description:*

Top landing at existing perpendicular curb ramp or blended transition is less than 48" x 48" (60" length x ramp width preferred).

- *As-is* 36.0"
- *Proposed Solution:*

Demolish existing and provide new, parallel curb ramp, including detectable warning surfaces, and top and bottom landings as required.

CBC 2016 **11B-406.5.3**
CBC 2007 **1127B.5.4**
ADAAG **4.8.4**
ADA-2010 **405.7**
PROWAG **R304.2.1**

Unit Cost **$7000.00**

Priority
39.75

Width of Ramp / Pad	(in)	48.0
Length of Ramp / Pad	(in)	80.0
Slope of the Ramp / Pad	(%)	7.5
X Slope of the Ramp / Pad	(%)	2.0
Top Landing Length	(in)	**36.0**
Top Landing Slope	(%)	**2.8**
Top Landing X Slope	(%)	**2.2**
Left Flare	(%)	8.7
Right Flare	(%)	2.9
Gutter Slope	(%)	**14.1**
Gutter XSlope	(%)	**2.5**
Gutter Lip	(in)	**0.5**
Truncated Domes	(y/n)	**NO**
Street Grade (Left / Right)	(%)	0.0 2.0
Stop/Yield Control:	(y/n)	Yes-Stop Sign
Crosswalks Served:		No X-walk
Tee Intersection:	(y/n)	No
Vertical Curb:		Vertical





W Perpendicular

638 Ramp Slope

- *As-Built Description:*

Cross slope of an existing perpendicular curb ramp exceeds 1:48 (2%).

- *As-is* 3.0%
- *Proposed Solution:*

Demolish existing and provide new, perpendicular curb ramp, including detectable warning surfaces, and top and bottom landings as required.

CBC 2016 **11B-406.5.7**
CBC 2007 **1133B.5.3.1**
ADAAG **4.8.6**
ADA-2010 **405.3**
PROWAG **R304.5.3**

Unit Cost **$6500.00**

Priority
39.5

Width of Ramp / Pad	(in)	48.0
Length of Ramp / Pad	(in)	79.0
Slope of the Ramp / Pad	(%)	8.1
X Slope of the Ramp / Pad	(%)	**3.0**
Top Landing Length	(in)	48.0
Top Landing Slope	(%)	**2.9**
Top Landing X Slope	(%)	**2.4**
Left Flare	(%)	7.0
Right Flare	(%)	7.4
Gutter Slope	(%)	**12.7**
Gutter XSlope	(%)	**3.3**
Gutter Lip	(in)	0.0
Truncated Domes	(y/n)	**NO**
Street Grade (Left / Right)	(%)	1.7 1.0
Stop/Yield Control:	(y/n)	No
Crosswalks Served:		No X-walk
Tee Intersection:	(y/n)	No
Vertical Curb:		Vertical





Total Costs for Curb Ramps at : Lincoln Ave and Palm Pky **$27,000.00**

Total Costs for Curb Ramps along : Lincoln Ave **$27,000.00**

Year Completed	Intersection ID	Survey Street	Cross Street
TBD	379	Mariposa Ave	12th St

Orientation & ID #	Ramp Type	Existing Access Barrier and Proposed Solution	Codes / Mitigation Info	Measurements

E — No Sidewalk, Curb Ramp Not Required

1105 Pedestrian Access Route

- *As-Built Description:*

No curb, curb ramp, or sidewalk provided. Pedestrian access route is along the vehicular lane and is not separated by a curb or other cane detectable warning.

- *Proposed Solution:*

When curb or sidewalk is installed along either street, provide accessible curb ramp.

CBC 2007 **1127B.5.1**
ADAAG **4.7.1**
PROWAG **R304.1**

Unit Cost **$0.00**

Priority
42

		LEFT	RIGHT
Width of Ramp / Pad	(in)	N/A	N/A
Slope of the Ramp / Pad	(%)	N/A	N/A
X Slope of the Ramp / Pad	(%)	N/A	N/A

Stop/Yield Control:	(y/n)	No
Crosswalks Served:		No X-walk
Tee Intersection:	(y/n)	No
Vertical Curb:		N/A



W — No Sidewalk, Curb Ramp Not Required

1104 Pedestrian Access Route

- *As-Built Description:*

No curb, curb ramp, or sidewalk provided. Pedestrian access route is along the vehicular lane and is not separated by a curb or other cane detectable warning.

- *Proposed Solution:*

When curb or sidewalk is installed along either street, provide accessible curb ramp.

CBC 2007 **1127B.5.1**
ADAAG **4.7.1**
PROWAG **R304.1**

Unit Cost **$0.00**

Priority
42

		LEFT	RIGHT
Width of Ramp / Pad	(in)	N/A	N/A
Slope of the Ramp / Pad	(%)	N/A	N/A
X Slope of the Ramp / Pad	(%)	N/A	N/A

Stop/Yield Control:	(y/n)	No
Crosswalks Served:		No X-walk
Tee Intersection:	(y/n)	No
Vertical Curb:		Vertical



Total Costs for Curb Ramps at : Mariposa Ave and 12th St **$0.00**

N No Sidewalk, Curb Ramp Not Required

1057 Pedestrian Access Route

- *As-Built Description:*

No curb, curb ramp, or sidewalk provided. Pedestrian access route is along the vehicular lane and is not separated by a curb or other cane detectable warning.

- *Proposed Solution:*

When curb or sidewalk is installed along either street, provide accessible curb ramp.

CBC 2007 **1127B.5.1**
ADAAG **4.7.1**
PROWAG **R304.1**

Unit Cost **$0.00**

Priority
42

		LEFT	RIGHT
Width of Ramp / Pad	(in)	N/A	N/A
Slope of the Ramp / Pad	(%)	N/A	N/A
X Slope of the Ramp / Pad	(%)	N/A	N/A

Stop/Yield Control:	(y/n)	No
Crosswalks Served:		No X-walk
Tee Intersection:	(y/n)	Yes
Vertical Curb:		N/A



S No Sidewalk, Curb Ramp Not Required

1055 Pedestrian Access Route

- *As-Built Description:*

No curb, curb ramp, or sidewalk provided. Pedestrian access route is along the vehicular lane and is not separated by a curb or other cane detectable warning.

- *Proposed Solution:*

When curb or sidewalk is installed along either street, provide accessible curb ramp.

CBC 2007 **1127B.5.1**
ADAAG **4.7.1**
PROWAG **R304.1**

Unit Cost **$0.00**

Priority
42

		LEFT	RIGHT
Width of Ramp / Pad	(in)	N/A	N/A
Slope of the Ramp / Pad	(%)	N/A	N/A
X Slope of the Ramp / Pad	(%)	N/A	N/A

Stop/Yield Control:	(y/n)	No
Crosswalks Served:		No X-walk
Tee Intersection:	(y/n)	Yes
Vertical Curb:		N/A



W No Sidewalk, Curb Ramp Not Required

1056 Pedestrian Access Route

- *As-Built Description:*

No curb, curb ramp, or sidewalk provided. Pedestrian access route is along the vehicular lane and is not separated by a curb or other cane detectable warning.

- *Proposed Solution:*

When curb or sidewalk is installed along either street, provide accessible curb ramp.

CBC 2007 **1127B.5.1**
ADAAG **4.7.1**
PROWAG **R304.1**

Unit Cost **$0.00**

Priority
42

		LEFT	RIGHT
Width of Ramp / Pad	(in)	N/A	N/A
Slope of the Ramp / Pad	(%)	N/A	N/A
X Slope of the Ramp / Pad	(%)	N/A	N/A

Stop/Yield Control:	(y/n)	No
Crosswalks Served:		No X-walk
Tee Intersection:	(y/n)	Yes
Vertical Curb:		Vertical



Total Costs for Curb Ramps at : **Mariposa Ave** ***and*** **13th St** **$0.00**

E No Sidewalk, Curb Ramp Not Required

1054 Pedestrian Access Route

- *As-Built Description:*

No curb, curb ramp, or sidewalk provided. Pedestrian access route is along the vehicular lane and is not separated by a curb or other cane detectable warning.

- *Proposed Solution:*

When curb or sidewalk is installed along either street, provide accessible curb ramp.

CBC 2007 **1127B.5.1**
ADAAG **4.7.1**
PROWAG **R304.1**

Unit Cost **$0.00**

Priority
42

		LEFT	RIGHT
Width of Ramp / Pad	(in)	N/A	N/A
Slope of the Ramp / Pad	(%)	N/A	N/A
X Slope of the Ramp / Pad	(%)	N/A	N/A

Stop/Yield Control:	(y/n)	No
Crosswalks Served:		No X-walk
Tee Intersection:	(y/n)	Yes
Vertical Curb:		N/A



N No Sidewalk, Curb Ramp Not Required

1053 Pedestrian Access Route

- *As-Built Description:*

No curb, curb ramp, or sidewalk provided. Pedestrian access route is along the vehicular lane and is not separated by a curb or other cane detectable warning.

- *Proposed Solution:*

When curb or sidewalk is installed along either street, provide accessible curb ramp.

CBC 2007 **1127B.5.1**
ADAAG **4.7.1**
PROWAG **R304.1**

Unit Cost **$0.00**

Priority
42

		LEFT	RIGHT
Width of Ramp / Pad	(in)	N/A	N/A
Slope of the Ramp / Pad	(%)	N/A	N/A
X Slope of the Ramp / Pad	(%)	N/A	N/A

Stop/Yield Control:	(y/n)	No
Crosswalks Served:		No X-walk
Tee Intersection:	(y/n)	Yes
Vertical Curb:		Vertical



W Curb Ramp Required

1052 Access Route

- *As-Built Description:*

Curb ramp or blended transition not provided where a pedestrian access route crosses a curb.

- *Proposed Solution:*

Provide a parallel curb ramp, including detectable warning surfaces, and top and bottom landings as required.

CBC 2007 **1127B.5.1**
ADAAG **4.7.1**
PROWAG **R207.1**

Unit Cost **$7000.00**

Priority
32

		LEFT	RIGHT
Width of Ramp / Pad	(in)	N/A	N/A
Slope of the Ramp / Pad	(%)	N/A	N/A
X Slope of the Ramp / Pad	(%)	N/A	N/A

Stop/Yield Control:	(y/n)	No
Crosswalks Served:		No X-walk
Tee Intersection:	(y/n)	Yes
Vertical Curb:		Vertical



Total Costs for Curb Ramps at : **Mariposa Ave** ***and*** **14th St** **$7,000.00**

E No Sidewalk, Curb Ramp Not Required

1050 Pedestrian Access Route

- *As-Built Description:*

No curb, curb ramp, or sidewalk provided. Pedestrian access route is along the vehicular lane and is not separated by a curb or other cane detectable warning.

- *Proposed Solution:*

When curb or sidewalk is installed along either street, provide accessible curb ramp.

CBC 2007 **1127B.5.1**
ADAAG **4.7.1**
PROWAG **R304.1**

Unit Cost **$0.00**

Priority
42

		LEFT	RIGHT
Width of Ramp / Pad	(in)	N/A	N/A
Slope of the Ramp / Pad	(%)	N/A	N/A
X Slope of the Ramp / Pad	(%)	N/A	N/A
Stop/Yield Control:	(y/n)	No	
Crosswalks Served:		No X-walk	
Tee Intersection:	(y/n)	Yes	
Vertical Curb:		N/A	



N Parallel

1049 Ramp Width

- *As-Built Description:*

Clear width of ramp run is less than 48". (ADAAG requires 36" min)

- *As-is* Left: 47.0"
- *Proposed Solution:*

Demolish existing and provide new, parallel curb ramp, including detectable warning surfaces, and top and bottom landings as required.

CBC 2016 **11B-406.5.2**
CBC 2007 **1127B.5.2**
ADAAG **4.7.3**
PROWAG **R304.5.1**

Unit Cost **$7000.00**

Priority
55

		LEFT	RIGHT
Width of Ramp / Pad	(in)	**47.0**	48.0
Length of Ramp / Pad	(in)	73.0	78.0
Slope of the Ramp / Pad	(%)	6.2	5.0
X Slope of the Ramp / Pad	(%)	0.9	0.7
Top Landing Length	(in)	48.0	48.0
Top Landing Slope	(%)	0.5	2.0
Top Landing X Slope	(%)	**3.8**	**2.7**
Bottom Landing Length	(in)	**47.0**	
Bottom Landing Slope	(%)	1.1	
Bottom Landing X Slope	(%)	1.6	
Gutter Slope	(%)	**11.1**	
Gutter XSlope	(%)	1.2	
Gutter Lip	(in)	**1.0**	
Truncated Domes	(y/n)	**NO**	
Street Grade (Left / Right)	(%)	1.1	3.2
Stop/Yield Control:	(y/n)	Yes-Stop Sign	
Crosswalks Served:		No X-walk	
Tee Intersection:	(y/n)	Yes	
Vertical Curb:		Vertical	





S No Sidewalk, Curb Ramp Not Required

1051 Pedestrian Access Route

- *As-Built Description:*

No curb, curb ramp, or sidewalk provided. Pedestrian access route is along the vehicular lane and is not separated by a curb or other cane detectable warning.

- *Proposed Solution:*

When curb or sidewalk is installed along either street, provide accessible curb ramp.

CBC 2007 **1127B.5.1**
ADAAG **4.7.1**
PROWAG **R304.1**

Unit Cost **$0.00**

Priority
30

		LEFT	RIGHT
Width of Ramp / Pad	(in)	N/A	N/A
Slope of the Ramp / Pad	(%)	N/A	N/A
X Slope of the Ramp / Pad	(%)	N/A	N/A
Stop/Yield Control:	(y/n)	No	
Crosswalks Served:		No X-walk	
Tee Intersection:	(y/n)	Yes	
Vertical Curb:		N/A	



Total Costs for Curb Ramps at : Mariposa Ave *and* 15th St **$7,000.00**

N Perpendicular

464 Ramp Landing

- *As-Built Description:*

Top landing at existing perpendicular curb ramp or blended transition is less than 48" x 48" (60" length x ramp width preferred).

- *As-is* 0.0"
- *Proposed Solution:*

Demolish existing and provide new, parallel curb ramp, including detectable warning surfaces, and top and bottom landings as required.

CBC 2016 **11B-406.5.3**
CBC 2007 **1127B.5.4**
ADAAG **4.8.4**
ADA-2010 **405.7**
PROWAG **R304.2.1**

Unit Cost **$7000.00**

Priority
61.5

Width of Ramp / Pad	(in)	48.0	
Length of Ramp / Pad	(in)	62.0	
Slope of the Ramp / Pad	(%)	**11.5**	
X Slope of the Ramp / Pad	(%)	1.8	
Top Landing Length	(in)	**0.0**	
Top Landing Slope	(%)	N/A	
Top Landing X Slope	(%)	N/A	
Left Flare	(%)	**17.3**	
Right Flare	(%)	**22.2**	
Gutter Slope	(%)	**5.2**	
Gutter XSlope	(%)	1.5	
Gutter Lip	(in)	**0.25**	
Truncated Domes	(y/n)	**NO**	
Street Grade (Left / Right)	(%)	0.5	0.3
Stop/Yield Control:	(y/n)	No	
Crosswalks Served:		No X-walk	
Tee Intersection:	(y/n)	No	
Vertical Curb:		Vertical	





S **No Sidewalk, Curb Ramp Not Required**

463 Pedestrian Access Route

- *As-Built Description:*

No curb, curb ramp, or sidewalk provided. Pedestrian access route is along the vehicular lane and is not separated by a curb or other cane detectable warning.

- *Proposed Solution:*

When curb or sidewalk is installed along either street, provide accessible curb ramp.

CBC 2007 **1127B.5.1**
ADAAG **4.7.1**
PROWAG **R304.1**

Unit Cost **$0.00**

Priority
30

		LEFT	RIGHT
Width of Ramp / Pad	(in)	N/A	N/A
Slope of the Ramp / Pad	(%)	N/A	N/A
X Slope of the Ramp / Pad	(%)	N/A	N/A

Stop/Yield Control:	(y/n)	No
Crosswalks Served:		No X-walk
Tee Intersection:	(y/n)	No
Vertical Curb:		N/A



Total Costs for Curb Ramps at : **Mariposa Ave** ***and*** **4th St** **$7,000.00**

N **No Sidewalk, Curb Ramp Not Required**

516 Pedestrian Access Route

- *As-Built Description:*

No curb, curb ramp, or sidewalk provided. Pedestrian access route is along the vehicular lane and is not separated by a curb or other cane detectable warning.

- *Proposed Solution:*

When curb or sidewalk is installed along either street, provide accessible curb ramp.

CBC 2007 **1127B.5.1**
ADAAG **4.7.1**
PROWAG **R304.1**

Unit Cost **$0.00**

Priority
42

		LEFT	RIGHT
Width of Ramp / Pad	(in)	N/A	N/A
Slope of the Ramp / Pad	(%)	N/A	N/A
X Slope of the Ramp / Pad	(%)	N/A	N/A

Stop/Yield Control:	(y/n)	No
Crosswalks Served:		No X-walk
Tee Intersection:	(y/n)	No
Vertical Curb:		N/A



W No Sidewalk, Curb Ramp Not Required

515 Pedestrian Access Route

- *As-Built Description:*

No curb, curb ramp, or sidewalk provided. Pedestrian access route is along the vehicular lane and is not separated by a curb or other cane detectable warning.

- *Proposed Solution:*

When curb or sidewalk is installed along either street, provide accessible curb ramp.

CBC 2007 **1127B.5.1**
ADAAG **4.7.1**
PROWAG **R304.1**

Unit Cost **$0.00**

Priority
42

		LEFT	RIGHT
Width of Ramp / Pad	(in)	N/A	N/A
Slope of the Ramp / Pad	(%)	N/A	N/A
X Slope of the Ramp / Pad	(%)	N/A	N/A

Stop/Yield Control:	(y/n)	No
Crosswalks Served:		No X-walk
Tee Intersection:	(y/n)	No
Vertical Curb:		Vertical



Total Costs for Curb Ramps at : **Mariposa Ave** ***and*** **6th St** **$0.00**

NE Curb Ramp Required

506 Access Route

- *As-Built Description:*

Curb ramp or blended transition not provided where a pedestrian access route crosses a curb.

- *Proposed Solution:*

Provide a parallel curb ramp, including detectable warning surfaces, and top and bottom landings as required.

CBC 2007 **1127B.5.1**
ADAAG **4.7.1**
PROWAG **R207.1**

Unit Cost **$7000.00**

Priority
42

		LEFT	RIGHT
Width of Ramp / Pad	(in)	N/A	N/A
Slope of the Ramp / Pad	(%)	N/A	N/A
X Slope of the Ramp / Pad	(%)	N/A	N/A

Stop/Yield Control:	(y/n)	No
Crosswalks Served:		No X-walk
Tee Intersection:	(y/n)	No
Vertical Curb:		Vertical



S Perpendicular

507 Ramp Transition

- *As-Built Description:*
  Flush transition from ramp to gutter not provided.
- *As-is* 0.25"
- *Proposed Solution:*
  Modify elements (ramp, gutter, landing, route) as required to provide flush transition from ramp to gutter.

CBC 2016 **11B-406.5.8**
CBC 2007 **1127B.5.3**
ADAAG **4.7.2**
PROWAG **R304.5.2**

Unit Cost **$2500.00**

Priority
31





Width of Ramp / Pad	(in)	48.0
Length of Ramp / Pad	(in)	82.0
Slope of the Ramp / Pad	(%)	5.0
X Slope of the Ramp / Pad	(%)	1.8
Top Landing Length	(in)	48.0
Top Landing Slope	(%)	1.6
Top Landing X Slope	(%)	0.6
Left Flare	(%)	8.2
Right Flare	(%)	8.9
Gutter Slope	(%)	3.8
Gutter XSlope	(%)	1.0
Gutter Lip	(in)	**0.25**
Truncated Domes	(y/n)	YES
Dome Setback	(in)	8.0
Street Grade (Left / Right)	(%)	1.1 N/A
Stop/Yield Control:	(y/n)	No
Crosswalks Served:		No X-walk
Tee Intersection:	(y/n)	No
Vertical Curb:		Vertical

SW Perpendicular

508 Ramp Flare

- *As-Built Description:*
  Slope of flare(s) along curb at perpendicular curb ramp exceed(s) 10%.
- *As-is* Left: 11.1%
- *Proposed Solution:*
  Demolish existing and provide new, perpendicular curb ramp, including detectable warning surfaces, and top and bottom landings as required.

CBC 2016 **11B-406.2.2**
CBC 2007 **1127B.5.3**
ADAAG **4.7.5**
ADA-2010 **406.3**
PROWAG **R304.2.3**

Unit Cost **$6500.00**

Priority
47





Width of Ramp / Pad	(in)	48.0
Length of Ramp / Pad	(in)	75.0
Slope of the Ramp / Pad	(%)	7.8
X Slope of the Ramp / Pad	(%)	0.7
Top Landing Length	(in)	48.0
Top Landing Slope	(%)	1.3
Top Landing X Slope	(%)	0.9
Left Flare	(%)	**11.1**
Right Flare	(%)	7.6
Gutter Slope	(%)	3.1
Gutter XSlope	(%)	1.1
Gutter Lip	(in)	**0.25**
Truncated Domes	(y/n)	YES
Dome Setback	(in)	8.0
Street Grade (Left / Right)	(%)	1.5 0.8
Stop/Yield Control:	(y/n)	No
Crosswalks Served:		No X-walk
Tee Intersection:	(y/n)	No
Vertical Curb:		Vertical

Total Costs for Curb Ramps at : **Mariposa Ave** ***and*** **8th St** **$16,000.00**

N No Sidewalk, Curb Ramp Not Required

509 Pedestrian Access Route

- *As-Built Description:*

No curb, curb ramp, or sidewalk provided. Pedestrian access route is along the vehicular lane and is not separated by a curb or other cane detectable warning.

- *Proposed Solution:*

When curb or sidewalk is installed along either street, provide accessible curb ramp.

CBC 2007 **1127B.5.1**
ADAAG **4.7.1**
PROWAG **R304.1**

Unit Cost **$0.00**

Priority
42

		LEFT	RIGHT
Width of Ramp / Pad	(in)	N/A	N/A
Slope of the Ramp / Pad	(%)	N/A	N/A
X Slope of the Ramp / Pad	(%)	N/A	N/A

Stop/Yield Control:	(y/n)	No
Crosswalks Served:		No X-walk
Tee Intersection:	(y/n)	No
Vertical Curb:		N/A



S No Sidewalk, Curb Ramp Not Required

510 Pedestrian Access Route

- *As-Built Description:*

No curb, curb ramp, or sidewalk provided. Pedestrian access route is along the vehicular lane and is not separated by a curb or other cane detectable warning.

- *Proposed Solution:*

When curb or sidewalk is installed along either street, provide accessible curb ramp.

CBC 2007 **1127B.5.1**
ADAAG **4.7.1**
PROWAG **R304.1**

Unit Cost **$0.00**

Priority
42

		LEFT	RIGHT
Width of Ramp / Pad	(in)	N/A	N/A
Slope of the Ramp / Pad	(%)	N/A	N/A
X Slope of the Ramp / Pad	(%)	N/A	N/A

Stop/Yield Control:	(y/n)	No
Crosswalks Served:		No X-walk
Tee Intersection:	(y/n)	No
Vertical Curb:		N/A



Total Costs for Curb Ramps at : **Mariposa Ave** ***and*** **Mariposa Ave** **$0.00**

N No Sidewalk, Curb Ramp Not Required

465 Pedestrian Access Route

- *As-Built Description:*

No curb, curb ramp, or sidewalk provided. Pedestrian access route is along the vehicular lane and is not separated by a curb or other cane detectable warning.

- *Proposed Solution:*

When curb or sidewalk is installed along either street, provide accessible curb ramp.

CBC 2007 **1127B.5.1**
ADAAG **4.7.1**
PROWAG **R304.1**

Unit Cost **$0.00**

Priority
30

		LEFT	RIGHT
Width of Ramp / Pad	(in)	N/A	N/A
Slope of the Ramp / Pad	(%)	N/A	N/A
X Slope of the Ramp / Pad	(%)	N/A	N/A

Stop/Yield Control:	(y/n)	No
Crosswalks Served:		No X-walk
Tee Intersection:	(y/n)	No
Vertical Curb:		N/A



S No Sidewalk, Curb Ramp Not Required

466 Pedestrian Access Route

- *As-Built Description:*

No curb, curb ramp, or sidewalk provided. Pedestrian access route is along the vehicular lane and is not separated by a curb or other cane detectable warning.

- *Proposed Solution:*

When curb or sidewalk is installed along either street, provide accessible curb ramp.

CBC 2007 **1127B.5.1**
ADAAG **4.7.1**
PROWAG **R304.1**

Unit Cost **$0.00**

Priority
42

		LEFT	RIGHT
Width of Ramp / Pad	(in)	N/A	N/A
Slope of the Ramp / Pad	(%)	N/A	N/A
X Slope of the Ramp / Pad	(%)	N/A	N/A

Stop/Yield Control:	(y/n)	No
Crosswalks Served:		No X-walk
Tee Intersection:	(y/n)	No
Vertical Curb:		N/A



Total Costs for Curb Ramps at : **Mariposa Ave** ***and*** **Rd 16** **$0.00**

Total Costs for Curb Ramps along : **Mariposa Ave** **$37,000.00**

Year Completed	Intersection ID	Survey Street	Cross Street
TBD	308	Michelle Ct	Rosehill Dr

Orientation & ID #	Ramp Type	Existing Access Barrier and Proposed Solution	Codes / Mitigation Info	Measurements

E Perpendicular

244 Ramp Slope

- *As-Built Description:*
  Running slope of existing perpendicular curb ramp is less than 5% or greater than 8.3%.
- *As-is* 8.9%
- *Proposed Solution:*
  Demolish existing and provide new, perpendicular curb ramp, including detectable warning surfaces, and top and bottom landings as required.

CBC 2016 **11B-406.2.1**
CBC 2007 **1127B.5.3**
ADAAG **4.7.2; 4.8.2**
ADA-2010 **405.2**
PROWAG **R304.2.2**

Unit Cost **$6500.00**

Priority
56.5

Width of Ramp / Pad	(in)	48.0
Length of Ramp / Pad	(in)	92.0
Slope of the Ramp / Pad	(%)	**8.9**
X Slope of the Ramp / Pad	(%)	1.7
Top Landing Length	(in)	48.0
Top Landing Slope	(%)	1.6
Top Landing X Slope	(%)	0.2
Left Flare	(%)	**10.3**
Right Flare	(%)	**13.2**
Gutter Slope	(%)	0.1
Gutter XSlope	(%)	1.1
Gutter Lip	(in)	0.0
Truncated Domes	(y/n)	**NO**
Street Grade (Left / Right)	(%)	0.4 0.8
Stop/Yield Control:	(y/n)	No
Crosswalks Served:		No X-walk
Tee Intersection:	(y/n)	Yes
Vertical Curb:		Vertical





S Perpendicular

243 Ramp Slope

- *As-Built Description:*
  Running slope of existing perpendicular curb ramp is less than 5% or greater than 8.3%.
- *As-is* 8.8%
- *Proposed Solution:*
  Demolish existing and provide new, perpendicular curb ramp, including detectable warning surfaces, and top and bottom landings as required.

CBC 2016 **11B-406.2.1**
CBC 2007 **1127B.5.3**
ADAAG **4.7.2; 4.8.2**
ADA-2010 **405.2**
PROWAG **R304.2.2**

Unit Cost **$6500.00**

Priority
63.5

Width of Ramp / Pad	(in)	48.0
Length of Ramp / Pad	(in)	73.0
Slope of the Ramp / Pad	(%)	**8.8**
X Slope of the Ramp / Pad	(%)	0.3
Top Landing Length	(in)	48.0
Top Landing Slope	(%)	1.3
Top Landing X Slope	(%)	0.9
Left Flare	(%)	**16.2**
Right Flare	(%)	**12.5**
Gutter Slope	(%)	1.3
Gutter XSlope	(%)	2.0
Gutter Lip	(in)	**0.5**
Truncated Domes	(y/n)	**NO**
Street Grade (Left / Right)	(%)	1.4 0.5
Stop/Yield Control:	(y/n)	No
Crosswalks Served:		No X-walk
Tee Intersection:	(y/n)	Yes
Vertical Curb:		Vertical





Total Costs for Curb Ramps at : Michelle Ct and Rosehill Dr **$13,000.00**

Total Costs for Curb Ramps along : Michelle Ct **$13,000.00**

Year Completed	Intersection ID	Survey Street	Cross Street
TBD	309	Mission Ave	Verte St

NE — Parallel

339 Gutter

- *As-Built Description:*

The slope of the gutter area or street at the foot of a curb ramp, blended transition, pedestrian pad, or island cut through exceeds 1:20 (5%) in the direction of the pedestrian crossing.

- *As-is* 9.2%
- *Proposed Solution:*

Demolish gutter or street area as required and provide 48" x 48" area at foot of curb ramp, blended transition, pedestrian pad, or island cut through with slope no greater than 5%.

CBC 2016 **11B-406.5.8**
CBC 2007 **1127B.5.3**
ADAAG **4.7.2**
ADA-2010 **406.2**
PROWAG **R304.5.4**

Unit Cost **$3000.00**

Priority
24





		LEFT	RIGHT
Width of Ramp / Pad	(in)	62.0	61.5
Length of Ramp / Pad	(in)	79.0	72.0
Slope of the Ramp / Pad	(%)	6.5	7.0
X Slope of the Ramp / Pad	(%)	0.8	1.3
Top Landing Length	(in)	48.0	48.0
Top Landing Slope	(%)	0.1	0.8
Top Landing X Slope	(%)	1.0	1.5
Bottom Landing Length	(in)	48.0	
Bottom Landing Slope	(%)	1.9	
Bottom Landing X Slope	(%)	0.5	
Gutter Slope	(%)	**9.2**	
Gutter XSlope	(%)	0.9	
Gutter Lip	(in)	0.0	
Truncated Domes	(y/n)	YES	
Dome Setback	(in)	**6.0**	
Street Grade (Left / Right)	(%)	0.6	N/A
Stop/Yield Control:	(y/n)	No	
Within Crosswalk	(y/n)	YES	
Crosswalks Served:		1 X-walk	
Tee Intersection:	(y/n)	Yes	
Vertical Curb:		Vertical	

NW — Perpendicular

338 Gutter

- *As-Built Description:*

The slope of the gutter area or street at the foot of a curb ramp, blended transition, pedestrian pad, or island cut through exceeds 1:20 (5%) in the direction of the pedestrian crossing.

- *As-is* 9.6%
- *Proposed Solution:*

Demolish gutter or street area as required and provide 48" x 48" area at foot of curb ramp, blended transition, pedestrian pad, or island cut through with slope no greater than 5%.

CBC 2016 **11B-406.5.8**
CBC 2007 **1127B.5.3**
ADAAG **4.7.2**
ADA-2010 **406.2**
PROWAG **R304.5.4**

Unit Cost **$3000.00**

Priority
30.5





Width of Ramp / Pad	(in)	48.0
Length of Ramp / Pad	(in)	76.5
Slope of the Ramp / Pad	(%)	8.3
X Slope of the Ramp / Pad	(%)	0.6
Top Landing Length	(in)	48.0
Top Landing Slope	(%)	1.6
Top Landing X Slope	(%)	1.0
Left Flare	(%)	9.5
Right Flare	(%)	9.9
Gutter Slope	(%)	**9.6**
Gutter XSlope	(%)	**2.1**
Gutter Lip	(in)	0.0
Truncated Domes	(y/n)	YES
Dome Setback	(in)	6.0
Street Grade (Left / Right)	(%)	2.1 0.7
Stop/Yield Control:	(y/n)	Yes-Stop Sign
Within Crosswalk	(y/n)	YES
Crosswalks Served:		2 X-walk
Tee Intersection:	(y/n)	Yes
Vertical Curb:		Vertical

SW Perpendicular

337 Ramp Slope

- *As-Built Description:*

  Cross slope of an existing perpendicular curb ramp exceeds 1:48 (2%).

- *As-is* 10.5%
- *Proposed Solution:*

  Demolish existing and provide new, perpendicular curb ramp, including detectable warning surfaces, and top and bottom landings as required.

CBC 2016 **11B-406.5.7**
CBC 2007 **1133B.5.3.1**
ADAAG **4.8.6**
ADA-2010 **405.3**
PROWAG **R304.5.3**

Unit Cost **$6500.00**

Priority

44.5

Width of Ramp / Pad	(in)	48.0	
Length of Ramp / Pad	(in)	79.0	
Slope of the Ramp / Pad	(%)	**8.4**	
X Slope of the Ramp / Pad	(%)	**10.5**	
Top Landing Length	(in)	48.5	
Top Landing Slope	(%)	1.1	
Top Landing X Slope	(%)	0.9	
Left Flare	(%)	8.3	
Right Flare	(%)	**10.6**	
Gutter Slope	(%)	**10.5**	
Gutter XSlope	(%)	0.9	
Gutter Lip	(in)	0.0	
Truncated Domes	(y/n)	YES	
Dome Setback	(in)	6.0	
Street Grade (Left / Right)	(%)	1.4	3.2
Stop/Yield Control:	(y/n)	No	
Within Crosswalk	(y/n)	YES	
Crosswalks Served:		1 X-walk	
Tee Intersection:	(y/n)	Yes	
Vertical Curb:		Vertical	





Total Costs for Curb Ramps at : **Mission Ave** ***and*** **Verte St** **$12,500.00**

Total Costs for Curb Ramps along : **Mission Ave** **$12,500.00**

Year Completed	Intersection ID	Survey Street	Cross Street
TBD	312	Monroe Ct	Palm Pky

Orientation & ID #	Ramp Type	Existing Access Barrier and Proposed Solution	Codes / Mitigation Info	Measurements

E Perpendicular

656 Ramp Slope

- *As-Built Description:*
  Running slope of existing perpendicular curb ramp is less than 5% or greater than 8.3%.
- *As-is* 10.1%
- *Proposed Solution:*
  Demolish existing and provide new, perpendicular curb ramp, including detectable warning surfaces, and top and bottom landings as required.

CBC 2016 **11B-406.2.1**
CBC 2007 **1127B.5.3**
ADAAG **4.7.2; 4.8.2**
ADA-2010 **405.2**
PROWAG **R304.2.2**

Unit Cost **$6500.00**

Priority
25.5

Width of Ramp / Pad	(in)	48.0
Length of Ramp / Pad	(in)	74.0
Slope of the Ramp / Pad	(%)	**10.1**
X Slope of the Ramp / Pad	(%)	1.0
Top Landing Length	(in)	48.0
Top Landing Slope	(%)	0.8
Top Landing X Slope	(%)	**2.7**
Left Flare	(%)	8.8
Right Flare	(%)	7.4
Gutter Slope	(%)	**6.5**
Gutter XSlope	(%)	0.8
Gutter Lip	(in)	**0.5**
Truncated Domes	(y/n)	**NO**
Street Grade (Left / Right)	(%)	3.2 0.5
Stop/Yield Control:	(y/n)	No
Crosswalks Served:		No X-walk
Tee Intersection:	(y/n)	Yes
Vertical Curb:		Vertical





N Perpendicular

655 Ramp Slope

- *As-Built Description:*
  Running slope of existing perpendicular curb ramp is less than 5% or greater than 8.3%.
- *As-is* 11.0%
- *Proposed Solution:*
  Demolish existing and provide new, perpendicular curb ramp, including detectable warning surfaces, and top and bottom landings as required.

CBC 2016 **11B-406.2.1**
CBC 2007 **1127B.5.3**
ADAAG **4.7.2; 4.8.2**
ADA-2010 **405.2**
PROWAG **R304.2.2**

Unit Cost **$6500.00**

Priority
22

Width of Ramp / Pad	(in)	48.0
Length of Ramp / Pad	(in)	69.0
Slope of the Ramp / Pad	(%)	**11.0**
X Slope of the Ramp / Pad	(%)	0.1
Top Landing Length	(in)	48.0
Top Landing Slope	(%)	1.0
Top Landing X Slope	(%)	1.8
Left Flare	(%)	**11.0**
Right Flare	(%)	9.2
Gutter Slope	(%)	3.0
Gutter XSlope	(%)	0.4
Gutter Lip	(in)	**0.5**
Truncated Domes	(y/n)	**NO**
Street Grade (Left / Right)	(%)	0.5 2.6
Stop/Yield Control:	(y/n)	Yes-Stop Sign
Crosswalks Served:		No X-walk
Tee Intersection:	(y/n)	Yes
Vertical Curb:		Vertical





S **Curb Ramp Required**

657 Access Route

- *As-Built Description:*

  Curb ramp or blended transition not provided where a pedestrian access route crosses a curb.

- *Proposed Solution:*

  Provide a parallel curb ramp, including detectable warning surfaces, and top and bottom landings as required.

CBC 2007 **1127B.5.1**
ADAAG **4.7.1**
PROWAG **R207.1**

Unit Cost **$7000.00**

Priority
8

		LEFT	RIGHT
Width of Ramp / Pad	(in)	N/A	N/A
Slope of the Ramp / Pad	(%)	N/A	N/A
X Slope of the Ramp / Pad	(%)	N/A	N/A

Stop/Yield Control:	(y/n)	No
Crosswalks Served:		No X-walk
Tee Intersection:	(y/n)	Yes
Vertical Curb:		Vertical



Total Costs for Curb Ramps at : Monroe Ct and Palm Pky **$20,000.00**

Total Costs for Curb Ramps along : Monroe Ct **$20,000.00**

Year Completed	Intersection ID	Survey Street	Cross Street
TBD	313	Myer St	Robertson Blvd

Orientation & ID #	Ramp Type	Existing Access Barrier and Proposed Solution	Codes / Mitigation Info	Measurements

N Perpendicular

629 Ramp Landing

- *As-Built Description:*

Running slope at top landing of existing perpendicular curb ramp exceeds the 1:48 (2%) maximum.

- *As-is* 3.0%
- *Proposed Solution:*

Demolish existing and provide new, perpendicular curb ramp, including detectable warning surfaces, and top and bottom landings as required.

CBC 2016 **11B-406.5.3**
CBC 2007 **1127B.5.4**
ADAAG **4.8.4; 4.8.6**
PROWAG **R304.2.2**

Unit Cost **$6500.00**

Priority
50.5





Width of Ramp / Pad	(in)	58.0	
Length of Ramp / Pad	(in)	91.0	
Slope of the Ramp / Pad	(%)	7.7	
X Slope of the Ramp / Pad	(%)	1.8	
Top Landing Length	(in)	48.0	
Top Landing Slope	(%)	**3.0**	
Top Landing X Slope	(%)	0.0	
Left Flare	(%)	6.3	
Right Flare	(%)	7.9	
Gutter Slope	(%)	**7.0**	
Gutter XSlope	(%)	0.9	
Gutter Lip	(in)	0.0	
Truncated Domes	(y/n)	**NO**	
Street Grade (Left / Right)	(%)	0.1	0.1
Stop/Yield Control:	(y/n)	No	
Crosswalks Served:		No X-walk	
Tee Intersection:	(y/n)	Yes	
Vertical Curb:		Vertical	

S No Sidewalk, Curb Ramp Not Required

631 Pedestrian Access Route

- *As-Built Description:*

No curb, curb ramp, or sidewalk provided. Pedestrian access route is along the vehicular lane and is not separated by a curb or other cane detectable warning.

- *Proposed Solution:*

When curb or sidewalk is installed along either street, provide accessible curb ramp.

CBC 2007 **1127B.5.1**
ADAAG **4.7.1**
PROWAG **R304.1**

Unit Cost **$0.00**

Priority
28



		LEFT	RIGHT
Width of Ramp / Pad	(in)	N/A	N/A
Slope of the Ramp / Pad	(%)	N/A	N/A
X Slope of the Ramp / Pad	(%)	N/A	N/A
Stop/Yield Control:	(y/n)	No	
Crosswalks Served:		No X-walk	
Tee Intersection:	(y/n)	Yes	
Vertical Curb:		N/A	

W **No Sidewalk, Curb Ramp Not Required**

630 Pedestrian Access Route

- *As-Built Description:*

No curb, curb ramp, or sidewalk provided. Pedestrian access route is along the vehicular lane and is not separated by a curb or other cane detectable warning.

- *Proposed Solution:*

When curb or sidewalk is installed along either street, provide accessible curb ramp.

CBC 2007 **1127B.5.1**
ADAAG **4.7.1**
PROWAG **R304.1**

Unit Cost **$0.00**

Priority
44

		LEFT	RIGHT
Width of Ramp / Pad	(in)	N/A	N/A
Slope of the Ramp / Pad	(%)	N/A	N/A
X Slope of the Ramp / Pad	(%)	N/A	N/A

Stop/Yield Control:	(y/n)	Yes-Stop Sign
Crosswalks Served:		No X-walk
Tee Intersection:	(y/n)	Yes
Vertical Curb:		Vertical



Total Costs for Curb Ramps at : **Myer St** ***and*** **Robertson Blvd** **$6,500.00**

Total Costs for Curb Ramps along : **Myer St** **$6,500.00**

Year Completed	Intersection ID	Survey Street	Cross Street
TBD	417	N Fig Tree Blvd	S Lake Tahoe Dr

E Parallel

553 Ramp Landing

- *As-Built Description:*
  Running slope at bottom landing of existing parallel curb ramp exceeds 2%.
- *As-is* 2.8%
- *Proposed Solution:*
  Demolish existing bottom landing and provide new, including detectable warning surface. Ramp to remain.

CBC 2016 **11B-406.3.2**
ADAAG **4.8.4; 4.8.6**
PROWAG **R304.3.2**

Unit Cost **$3500.00**

Priority
37.5





		LEFT	RIGHT
Width of Ramp / Pad	(in)	110.0	110.5
Length of Ramp / Pad	(in)	66.0	76.0
Slope of the Ramp / Pad	(%)	5.7	2.1
X Slope of the Ramp / Pad	(%)	1.9	0.2
Top Landing Length	(in)	48.0	48.0
Top Landing Slope	(%)	0.2	**3.2**
Top Landing X Slope	(%)	2.0	2.0
Bottom Landing Length	(in)	48.0	
Bottom Landing Slope	(%)	**2.8**	
Bottom Landing X Slope	(%)	0.5	
Gutter Slope	(%)	**5.2**	
Gutter XSlope	(%)	0.3	
Gutter Lip	(in)	0.0	
Truncated Domes	(y/n)	YES	
Dome Setback	(in)	**8.0**	
Street Grade (Left / Right)	(%)	0.1	1.4
Stop/Yield Control:	(y/n)	No	
Within Crosswalk	(y/n)	YES	
Crosswalks Served:		2 X-walk	
Tee Intersection:	(y/n)	No	
Vertical Curb:		Vertical	

N Parallel

556 Ramp Landing

- *As-Built Description:*
  Cross slope at top landing of existing parallel curb ramp exceeds 2%.
- *As-is* Left: 2.3%
- *Proposed Solution:*
  Demolish existing and provide new top landing sloped at 2% max. Curb ramp to remain.

CBC 2016 **11B-406.5.3**
CBC 2007 **1127B.5.4**
ADAAG **4.8.4; 4.8.6**
PROWAG **R304.5.3**

Unit Cost **$3500.00**

Priority
34.5





		LEFT	RIGHT
Width of Ramp / Pad	(in)	110.0	110.5
Length of Ramp / Pad	(in)	76.5	82.0
Slope of the Ramp / Pad	(%)	5.7	6.6
X Slope of the Ramp / Pad	(%)	0.4	0.6
Top Landing Length	(in)	48.0	48.0
Top Landing Slope	(%)	0.3	1.6
Top Landing X Slope	(%)	**2.3**	1.0
Bottom Landing Length	(in)	48.0	
Bottom Landing Slope	(%)	1.5	
Bottom Landing X Slope	(%)	0.5	
Gutter Slope	(%)	**5.9**	
Gutter XSlope	(%)	1.0	
Gutter Lip	(in)	0.0	
Truncated Domes	(y/n)	YES	
Dome Setback	(in)	**8.0**	
Street Grade (Left / Right)	(%)	1.4	1.5
Stop/Yield Control:	(y/n)	Yes-Stop Sign	
Within Crosswalk	(y/n)	YES	
Crosswalks Served:		2 X-walk	
Tee Intersection:	(y/n)	No	
Vertical Curb:		Vertical	

S Parallel

554 Ramp Landing

- *As-Built Description:*

Cross slope at top landing of existing parallel curb ramp exceeds 2%.

- *As-is* Right: 2.2%
- *Proposed Solution:*

Demolish existing and provide new top landing sloped at 2% max. Curb ramp to remain.

CBC 2016 **11B-406.5.3**
CBC 2007 **1127B.5.4**
ADAAG **4.8.4; 4.8.6**
PROWAG **R304.5.3**

Unit Cost **$3500.00**

Priority
31.5





		LEFT	RIGHT
Width of Ramp / Pad	(in)	108.0	110.0
Length of Ramp / Pad	(in)	69.0	58.0
Slope of the Ramp / Pad	(%)	6.7	8.1
X Slope of the Ramp / Pad	(%)	0.0	1.6
Top Landing Length	(in)	48.0	48.0
Top Landing Slope	(%)	0.3	0.2
Top Landing X Slope	(%)	1.3	**2.2**
Bottom Landing Length	(in)	48.0	
Bottom Landing Slope	(%)	1.2	
Bottom Landing X Slope	(%)	0.7	
Gutter Slope	(%)	4.3	
Gutter XSlope	(%)	0.2	
Gutter Lip	(in)	0.0	
Truncated Domes	(y/n)	YES	
Dome Setback	(in)	**8.0**	
Street Grade (Left / Right)	(%)	1.2	1.9
Stop/Yield Control:	(y/n)	Yes-Stop Sign	
Within Crosswalk	(y/n)	YES	
Crosswalks Served:		2 X-walk	
Tee Intersection:	(y/n)	No	
Vertical Curb:		Vertical	

W Parallel

555 Ramp Slope

- *As-Built Description:*

Running slope of existing parallel curb ramp, where the run is less than 15' in length, is less than 5% or more than 8.3%.

- *As-is* Left: 8.5%
- *Proposed Solution:*

Demolish existing and provide new parallel curb ramp including detectable warning surfaces, and top and bottom landings as required.

CBC 2016 **11B-406.3.1**
CBC 2007 **1127B.5.3**
ADAAG **4.8.2**
PROWAG **R304.3.2**

Unit Cost **$7000.00**

Priority
27.5





		LEFT	RIGHT
Width of Ramp / Pad	(in)	110.0	108.5
Length of Ramp / Pad	(in)	74.5	75.0
Slope of the Ramp / Pad	(%)	**8.5**	6.1
X Slope of the Ramp / Pad	(%)	0.7	1.3
Top Landing Length	(in)	48.0	48.0
Top Landing Slope	(%)	**2.2**	1.3
Top Landing X Slope	(%)	0.7	1.0
Bottom Landing Length	(in)	48.0	
Bottom Landing Slope	(%)	0.6	
Bottom Landing X Slope	(%)	0.3	
Gutter Slope	(%)	**7.0**	
Gutter XSlope	(%)	1.1	
Gutter Lip	(in)	0.0	
Truncated Domes	(y/n)	YES	
Dome Setback	(in)	**8.0**	
Street Grade (Left / Right)	(%)	1.2	1.1
Stop/Yield Control:	(y/n)	Yes-Stop Sign	
Within Crosswalk	(y/n)	YES	
Crosswalks Served:		2 X-walk	
Tee Intersection:	(y/n)	No	
Vertical Curb:		Vertical	

Total Costs for Curb Ramps at : **N Fig Tree Blvd** ***and*** **S Lake Tahoe Dr** **$17,500.00**

Total Costs for Curb Ramps along : **N Fig Tree Blvd** **$17,500.00**

Year Completed	Intersection ID	Survey Street	Cross Street
TBD	314	Oleander Dr	Parkridge Dr

Orientation & ID #	Ramp Type	Existing Access Barrier and Proposed Solution	Codes / Mitigation Info	Measurements

NE Perpendicular

762 Ramp Width

- *As-Built Description:*
  Clear width of ramp run is less than 48". (ADAAG requires 36" min)
- *As-is* 35.0"
- *Proposed Solution:*
  Demolish existing and provide new, perpendicular curb ramp, including detectable warning surfaces, and top and bottom landings as required.

CBC 2016 **11B-406.5.2**
CBC 2007 **1127B.5.2**
ADAAG **4.7.3**
PROWAG **R304.5.1**

Unit Cost **$6500.00**

Priority
45.75





Width of Ramp / Pad	(in)	**35.0**
Length of Ramp / Pad	(in)	82.0
Slope of the Ramp / Pad	(%)	6.6
X Slope of the Ramp / Pad	(%)	1.9
Top Landing Length	(in)	48.0
Top Landing Slope	(%)	**3.5**
Top Landing X Slope	(%)	1.2
Left Flare	(%)	5.8
Right Flare	(%)	5.1
Gutter Slope	(%)	4.6
Gutter XSlope	(%)	0.4
Gutter Lip	(in)	0.0
Truncated Domes	(y/n)	**Not Contrasting**
Dome Setback	(in)	6.0
Street Grade (Left / Right)	(%)	2.0 1.2
Stop/Yield Control:	(y/n)	No
Crosswalks Served:		No X-walk
Tee Intersection:	(y/n)	Yes
Vertical Curb:		Vertical

NW Perpendicular

763 Ramp Landing

- *As-Built Description:*
  Top landing at existing perpendicular curb ramp or blended transition is less than 48" x 48" (60" length x ramp width preferred).
- *As-is* 46.0"
- *Proposed Solution:*
  Demolish existing and provide new, parallel curb ramp, including detectable warning surfaces, and top and bottom landings as required.

CBC 2016 **11B-406.5.3**
CBC 2007 **1127B.5.4**
ADAAG **4.8.4**
ADA-2010 **405.7**
PROWAG **R304.2.1**

Unit Cost **$7000.00**

Priority
27.75





Width of Ramp / Pad	(in)	48.0
Length of Ramp / Pad	(in)	71.0
Slope of the Ramp / Pad	(%)	**9.4**
X Slope of the Ramp / Pad	(%)	2.0
Top Landing Length	(in)	**46.0**
Top Landing Slope	(%)	2.0
Top Landing X Slope	(%)	**2.6**
Left Flare	(%)	4.5
Right Flare	(%)	7.8
Gutter Slope	(%)	3.0
Gutter XSlope	(%)	**2.3**
Gutter Lip	(in)	0.0
Truncated Domes	(y/n)	**Not Contrasting**
Dome Setback	(in)	6.0
Street Grade (Left / Right)	(%)	0.3 2.3
Stop/Yield Control:	(y/n)	Yes-Stop Sign
Crosswalks Served:		No X-walk
Tee Intersection:	(y/n)	Yes
Vertical Curb:		Vertical

SE Curb Ramp Required

761 Access Route

- *As-Built Description:*
  Curb ramp or blended transition not provided where a pedestrian access route crosses a curb.
- *Proposed Solution:*
  Provide a parallel curb ramp, including detectable warning surfaces, and top and bottom landings as required.

CBC 2007 **1127B.5.1**
ADAAG **4.7.1**
PROWAG **R207.1**

Unit Cost **$7000.00**

Priority
34

		LEFT	RIGHT
Width of Ramp / Pad	(in)	N/A	N/A
Slope of the Ramp / Pad	(%)	N/A	N/A
X Slope of the Ramp / Pad	(%)	N/A	N/A
Stop/Yield Control:	(y/n)	No	
Crosswalks Served:		No X-walk	
Tee Intersection:	(y/n)	Yes	
Vertical Curb:		Vertical	



Total Costs for Curb Ramps at : Oleander Dr *and* Parkridge Dr **$20,500.00**

NE Parallel

755 Ramp Cross Slope

- *As-Built Description:*
  Cross slope of existing parallel curb ramp exceeds 2%.
- *As-is* Right: 3.0%
- *Proposed Solution:*
  Demolish existing and provide new parallel curb ramp including detectable warning surfaces, and top and bottom landings as required.

CBC 2016 **11B-406.5.7**
ADAAG **4.8.6**
PROWAG **R304.5.3**

Unit Cost **$7000.00**

Priority
43

		LEFT	RIGHT
Width of Ramp / Pad	(in)	54.0	53.0
Length of Ramp / Pad	(in)	90.0	72.0
Slope of the Ramp / Pad	(%)	5.0	4.3
X Slope of the Ramp / Pad	(%)	1.0	**3.0**
Top Landing Length	(in)	48.0	48.0
Top Landing Slope	(%)	0.9	0.2
Top Landing X Slope	(%)	0.5	0.7
Bottom Landing Length	(in)	49.0	
Bottom Landing Slope	(%)	**3.8**	
Bottom Landing X Slope	(%)	0.9	
Gutter Slope	(%)	**6.4**	
Gutter XSlope	(%)	1.3	
Gutter Lip	(in)	0.0	
Truncated Domes	(y/n)	**Not Contrasting**	
Dome Setback	(in)	**9.0**	
Street Grade (Left / Right)	(%)	0.7	N/A
Stop/Yield Control:	(y/n)	No	
Crosswalks Served:		No X-walk	
Tee Intersection:	(y/n)	Yes	
Vertical Curb:		Vertical	





NW Perpendicular

756 Ramp Landing

- *As-Built Description:*
  Running slope at top landing of existing perpendicular curb ramp exceeds the 1:48 (2%) maximum.
- *As-is* 2.5%
- *Proposed Solution:*
  Demolish existing and provide new, perpendicular curb ramp, including detectable warning surfaces, and top and bottom landings as required.

CBC 2016 **11B-406.5.3**
CBC 2007 **1127B.5.4**
ADAAG **4.8.4; 4.8.6**
PROWAG **R304.2.2**

Unit Cost **$6500.00**

Priority
20.5




Width of Ramp / Pad	(in)	49.0
Length of Ramp / Pad	(in)	86.0
Slope of the Ramp / Pad	(%)	8.3
X Slope of the Ramp / Pad	(%)	1.4
Top Landing Length	(in)	55.0
Top Landing Slope	(%)	**2.5**
Top Landing X Slope	(%)	0.9
Left Flare	(%)	5.8
Right Flare	(%)	6.1
Gutter Slope	(%)	0.1
Gutter XSlope	(%)	1.3
Gutter Lip	(in)	0.0
Truncated Domes	(y/n)	**Not Contrasting**
Dome Setback	(in)	6.0
Street Grade (Left / Right)	(%)	1.3 0.8
Stop/Yield Control:	(y/n)	No
Within Crosswalk	(y/n)	Faded
Crosswalks Served:		1 X-walk
Tee Intersection:	(y/n)	Yes
Vertical Curb:		Vertical

SW Perpendicular

757 Ramp Landing

- *As-Built Description:*
  Top landing at existing perpendicular curb ramp or blended transition is less than 48" x 48" (60" length x ramp width preferred).
- *As-is* 46.0"
- *Proposed Solution:*
  Demolish existing and provide new, parallel curb ramp, including detectable warning surfaces, and top and bottom landings as required.

CBC 2016 **11B-406.5.3**
CBC 2007 **1127B.5.4**
ADAAG **4.8.4**
ADA-2010 **405.7**
PROWAG **R304.2.1**

Unit Cost **$7000.00**

Priority
20.25




Width of Ramp / Pad	(in)	50.0
Length of Ramp / Pad	(in)	96.0
Slope of the Ramp / Pad	(%)	7.2
X Slope of the Ramp / Pad	(%)	0.3
Top Landing Length	(in)	**46.0**
Top Landing Slope	(%)	1.2
Top Landing X Slope	(%)	1.1
Left Flare	(%)	7.2
Right Flare	(%)	8.6
Gutter Slope	(%)	1.8
Gutter XSlope	(%)	0.7
Gutter Lip	(in)	0.0
Truncated Domes	(y/n)	**Not Contrasting**
Dome Setback	(in)	6.0
Street Grade (Left / Right)	(%)	0.4 0.8
Stop/Yield Control:	(y/n)	Yes-Stop Sign
Within Crosswalk	(y/n)	Faded
Crosswalks Served:		1 X-walk
Tee Intersection:	(y/n)	Yes
Vertical Curb:		Vertical

Total Costs for Curb Ramps at : Oleander Dr and Peach Dr **$20,500.00**

Total Costs for Curb Ramps along : Oleander Dr **$41,000.00**

Year Completed	Intersection ID	Survey Street	Cross Street
TBD	318	Palm Pky	Robertson Blvd

Orientation & ID #	Ramp Type	Existing Access Barrier and Proposed Solution	Codes / Mitigation Info	Measurements

E — No Sidewalk, Curb Ramp Not Required

633 Pedestrian Access Route

- *As-Built Description:*

No curb, curb ramp, or sidewalk provided. Pedestrian access route is along the vehicular lane and is not separated by a curb or other cane detectable warning.

- *Proposed Solution:*

When curb or sidewalk is installed along either street, provide accessible curb ramp.

CBC 2007 **1127B.5.1**
ADAAG **4.7.1**
PROWAG **R304.1**

Unit Cost **$0.00**

Priority
28

		LEFT	RIGHT
Width of Ramp / Pad	(in)	N/A	N/A
Slope of the Ramp / Pad	(%)	N/A	N/A
X Slope of the Ramp / Pad	(%)	N/A	N/A

Stop/Yield Control:	(y/n)	Yes-Stop Sign
Crosswalks Served:		No X-walk
Tee Intersection:	(y/n)	Yes
Vertical Curb:		N/A



NW — No Sidewalk, Curb Ramp Not Required

632 Pedestrian Access Route

- *As-Built Description:*

No curb, curb ramp, or sidewalk provided. Pedestrian access route is along the vehicular lane and is not separated by a curb or other cane detectable warning.

- *Proposed Solution:*

When curb or sidewalk is installed along either street, provide accessible curb ramp.

CBC 2007 **1127B.5.1**
ADAAG **4.7.1**
PROWAG **R304.1**

Unit Cost **$0.00**

Priority
44

		LEFT	RIGHT
Width of Ramp / Pad	(in)	N/A	N/A
Slope of the Ramp / Pad	(%)	N/A	N/A
X Slope of the Ramp / Pad	(%)	N/A	N/A

Stop/Yield Control:	(y/n)	No
Crosswalks Served:		No X-walk
Tee Intersection:	(y/n)	Yes
Vertical Curb:		N/A



S No Sidewalk, Curb Ramp Not Required

634 Pedestrian Access Route

- *As-Built Description:*

No curb, curb ramp, or sidewalk provided. Pedestrian access route is along the vehicular lane and is not separated by a curb or other cane detectable warning.

- *Proposed Solution:*

When curb or sidewalk is installed along either street, provide accessible curb ramp.

CBC 2007 **1127B.5.1**
ADAAG **4.7.1**
PROWAG **R304.1**

Unit Cost **$0.00**

Priority
28

		LEFT	RIGHT
Width of Ramp / Pad	(in)	N/A	N/A
Slope of the Ramp / Pad	(%)	N/A	N/A
X Slope of the Ramp / Pad	(%)	N/A	N/A

Stop/Yield Control:	(y/n)	No
Crosswalks Served:		No X-walk
Tee Intersection:	(y/n)	Yes
Vertical Curb:		N/A



Total Costs for Curb Ramps at : Palm Pky *and* Robertson Blvd $0.00

E Perpendicular

653 Ramp Landing

- *As-Built Description:*

Top landing at existing perpendicular curb ramp or blended transition is less than 48" x 48" (60" length x ramp width preferred).

- *As-is* 34.0"
- *Proposed Solution:*

Demolish existing and provide new, parallel curb ramp, including detectable warning surfaces, and top and bottom landings as required.

CBC 2016 **11B-406.5.3**
CBC 2007 **1127B.5.4**
ADAAG **4.8.4**
ADA-2010 **405.7**
PROWAG **R304.2.1**

Unit Cost **$7000.00**

Priority
28.75

Width of Ramp / Pad	(in)	48.0
Length of Ramp / Pad	(in)	84.0
Slope of the Ramp / Pad	(%)	7.9
X Slope of the Ramp / Pad	(%)	0.1
Top Landing Length	(in)	**34.0**
Top Landing Slope	(%)	1.5
Top Landing X Slope	(%)	0.1

Left Flare	(%)	7.9
Right Flare	(%)	8.2
Gutter Slope	(%)	**11.2**
Gutter XSlope	(%)	0.8
Gutter Lip	(in)	0.0
Truncated Domes	(y/n)	**NO**

Street Grade (Left / Right)	(%)	2.9	0.1
Stop/Yield Control:	(y/n)	No	
Crosswalks Served:		No X-walk	
Tee Intersection:	(y/n)	Yes	
Vertical Curb:		Vertical	





N Perpendicular

652 Ramp Landing

- *As-Built Description:*

Top landing at existing perpendicular curb ramp or blended transition is less than 48" x 48" (60" length x ramp width preferred).

- *As-is* 38.0"
- *Proposed Solution:*

Demolish existing and provide new, parallel curb ramp, including detectable warning surfaces, and top and bottom landings as required.

CBC 2016 **11B-406.5.3**
CBC 2007 **1127B.5.4**
ADAAG **4.8.4**
ADA-2010 **405.7**
PROWAG **R304.2.1**

Unit Cost **$7000.00**

Priority
21.5

Width of Ramp / Pad	(in)	52.0
Length of Ramp / Pad	(in)	82.0
Slope of the Ramp / Pad	(%)	**9.2**
X Slope of the Ramp / Pad	(%)	0.1
Top Landing Length	(in)	**38.0**
Top Landing Slope	(%)	**2.6**
Top Landing X Slope	(%)	0.1
Left Flare	(%)	8.4
Right Flare	(%)	9.4
Gutter Slope	(%)	4.6
Gutter XSlope	(%)	0.6
Gutter Lip	(in)	0.0
Truncated Domes	(y/n)	**NO**
Street Grade (Left / Right)	(%)	1.4 0.5
Stop/Yield Control:	(y/n)	Yes-Stop Sign
Crosswalks Served:		No X-walk
Tee Intersection:	(y/n)	Yes
Vertical Curb:		Vertical





S Curb Ramp Required

654 Access Route

- *As-Built Description:*

Curb ramp or blended transition not provided where a pedestrian access route crosses a curb.

- *Proposed Solution:*

Provide a parallel curb ramp, including detectable warning surfaces, and top and bottom landings as required.

CBC 2007 **1127B.5.1**
ADAAG **4.7.1**
PROWAG **R207.1**

Unit Cost **$7000.00**

Priority
8

		LEFT	RIGHT
Width of Ramp / Pad	(in)	N/A	N/A
Slope of the Ramp / Pad	(%)	N/A	N/A
X Slope of the Ramp / Pad	(%)	N/A	N/A
Stop/Yield Control:	(y/n)	No	
Crosswalks Served:		No X-walk	
Tee Intersection:	(y/n)	Yes	
Vertical Curb:		Vertical	



Total Costs for Curb Ramps at : **Palm Pky** ***and*** **Taft Ct** **$21,000.00**

E Perpendicular

661 Ramp Slope

- *As-Built Description:*

Running slope of existing perpendicular curb ramp is less than 5% or greater than 8.3%.

- *As-is* 9.1%
- *Proposed Solution:*

Demolish existing and provide new, perpendicular curb ramp, including detectable warning surfaces, and top and bottom landings as required.

CBC 2016 **11B-406.2.1**
CBC 2007 **1127B.5.3**
ADAAG **4.7.2; 4.8.2**
ADA-2010 **405.2**
PROWAG **R304.2.2**

Unit Cost **$6500.00**

Priority
19.5

Width of Ramp / Pad	(in)	48.0
Length of Ramp / Pad	(in)	82.0
Slope of the Ramp / Pad	(%)	**9.1**
X Slope of the Ramp / Pad	(%)	0.4
Top Landing Length	(in)	48.0
Top Landing Slope	(%)	0.2
Top Landing X Slope	(%)	1.2
Left Flare	(%)	9.3
Right Flare	(%)	8.3
Gutter Slope	(%)	**5.6**
Gutter XSlope	(%)	0.6
Gutter Lip	(in)	0.0
Truncated Domes	(y/n)	**NO**
Street Grade (Left / Right)	(%)	1.6 0.1
Stop/Yield Control:	(y/n)	No
Crosswalks Served:		No X-walk
Tee Intersection:	(y/n)	No
Vertical Curb:		Vertical





N Perpendicular

658 Ramp Slope

- *As-Built Description:*

Running slope of existing perpendicular curb ramp is less than 5% or greater than 8.3%.

- *As-is* 10.1%
- *Proposed Solution:*

Demolish existing and provide new, perpendicular curb ramp, including detectable warning surfaces, and top and bottom landings as required.

CBC 2016 **11B-406.2.1**
CBC 2007 **1127B.5.3**
ADAAG **4.7.2; 4.8.2**
ADA-2010 **405.2**
PROWAG **R304.2.2**

Unit Cost **$6500.00**

Priority
25.5

Width of Ramp / Pad	(in)	48.0
Length of Ramp / Pad	(in)	60.0
Slope of the Ramp / Pad	(%)	**10.1**
X Slope of the Ramp / Pad	(%)	**2.1**
Top Landing Length	(in)	48.0
Top Landing Slope	(%)	**3.3**
Top Landing X Slope	(%)	1.8
Left Flare	(%)	6.8
Right Flare	(%)	8.6
Gutter Slope	(%)	3.9
Gutter XSlope	(%)	0.3
Gutter Lip	(in)	**0.5**
Truncated Domes	(y/n)	**NO**
Street Grade (Left / Right)	(%)	0.1 3.2
Stop/Yield Control:	(y/n)	Yes-Stop Sign
Crosswalks Served:		No X-walk
Tee Intersection:	(y/n)	No
Vertical Curb:		Vertical





S Perpendicular

660 Gutter

- *As-Built Description:*

The slope of the gutter area or street at the foot of a curb ramp, blended transition, pedestrian pad, or island cut through exceeds 1:20 (5%) in the direction of the pedestrian crossing.

- *As-is* 6.7%
- *Proposed Solution:*

Demolish gutter or street area as required and provide 48" x 48" area at foot of curb ramp, blended transition, pedestrian pad, or island cut through with slope no greater than 5%.

CBC 2016 **11B-406.5.8**
CBC 2007 **1127B.5.3**
ADAAG **4.7.2**
ADA-2010 **406.2**
PROWAG **R304.5.4**

Unit Cost **$3000.00**

Priority
23

Width of Ramp / Pad	(in)	48.0
Length of Ramp / Pad	(in)	60.0
Slope of the Ramp / Pad	(%)	7.6
X Slope of the Ramp / Pad	(%)	1.4
Top Landing Length	(in)	48.0
Top Landing Slope	(%)	1.1
Top Landing X Slope	(%)	0.9
Left Flare	(%)	5.6
Right Flare	(%)	6.7
Gutter Slope	(%)	**6.7**
Gutter XSlope	(%)	**2.1**
Gutter Lip	(in)	**0.5**
Truncated Domes	(y/n)	**NO**
Street Grade (Left / Right)	(%)	1.0 2.3
Stop/Yield Control:	(y/n)	Yes-Stop Sign
Crosswalks Served:		No X-walk
Tee Intersection:	(y/n)	No
Vertical Curb:		Vertical





W Perpendicular

659 Ramp Slope

- *As-Built Description:*

Running slope of existing perpendicular curb ramp is less than 5% or greater than 8.3%.

- *As-is* 9.8%
- *Proposed Solution:*

Demolish existing and provide new, perpendicular curb ramp, including detectable warning surfaces, and top and bottom landings as required.

CBC 2016 **11B-406.2.1**
CBC 2007 **1127B.5.3**
ADAAG **4.7.2; 4.8.2**
ADA-2010 **405.2**
PROWAG **R304.2.2**

Unit Cost **$6500.00**

Priority
21.5

Width of Ramp / Pad	(in)	48.0
Length of Ramp / Pad	(in)	84.0
Slope of the Ramp / Pad	(%)	**9.8**
X Slope of the Ramp / Pad	(%)	1.3
Top Landing Length	(in)	48.0
Top Landing Slope	(%)	0.9
Top Landing X Slope	(%)	0.1
Left Flare	(%)	**12.2**
Right Flare	(%)	6.8
Gutter Slope	(%)	3.9
Gutter XSlope	(%)	0.2
Gutter Lip	(in)	**0.25**
Truncated Domes	(y/n)	**NO**
Street Grade (Left / Right)	(%)	2.0 0.3
Stop/Yield Control:	(y/n)	No
Crosswalks Served:		No X-walk
Tee Intersection:	(y/n)	No
Vertical Curb:		Vertical





Total Costs for Curb Ramps at : Palm Pky and Truman Dr **$22,500.00**

Total Costs for Curb Ramps along : Palm Pky **$43,500.00**

Year Completed	Intersection ID	Survey Street	Cross Street
TBD	401	Park Ridge Dr	Acacia Ct

NW Parallel

764 Ramp Cross Slope

- *As-Built Description:*
  Cross slope of existing parallel curb ramp exceeds 2%.
- *As-is* Right: 6.2%
- *Proposed Solution:*
  Demolish existing and provide new parallel curb ramp including detectable warning surfaces, and top and bottom landings as required.

CBC 2016 **11B-406.5.7**
ADAAG **4.8.6**
PROWAG **R304.5.3**

Unit Cost **$7000.00**

Priority
58





		LEFT	RIGHT
Width of Ramp / Pad	(in)	53.0	54.0
Length of Ramp / Pad	(in)	77.0	77.0
Slope of the Ramp / Pad	(%)	7.3	8.2
X Slope of the Ramp / Pad	(%)	1.9	**6.2**
Top Landing Length	(in)	48.0	48.0
Top Landing Slope	(%)	2.0	1.5
Top Landing X Slope	(%)	**3.5**	**4.0**
Bottom Landing Length	(in)	49.0	
Bottom Landing Slope	(%)	**9.5**	
Bottom Landing X Slope	(%)	1.2	
Gutter Slope	(%)	**6.4**	
Gutter XSlope	(%)	**2.8**	
Gutter Lip	(in)	**0.25**	
Truncated Domes	(y/n)	**Not Contrasting**	
Dome Setback	(in)	**6.0**	
Street Grade (Left / Right)	(%)	2.1	N/A
Stop/Yield Control:	(y/n)	No	
Crosswalks Served:		No X-walk	
Tee Intersection:	(y/n)	Yes	
Vertical Curb:		Vertical	

SE Perpendicular

766 Ramp Slope

- *As-Built Description:*
  Running slope of existing perpendicular curb ramp is less than 5% or greater than 8.3%.
- *As-is* 8.6%
- *Proposed Solution:*
  Demolish existing and provide new, perpendicular curb ramp, including detectable warning surfaces, and top and bottom landings as required.

CBC 2016 **11B-406.2.1**
CBC 2007 **1127B.5.3**
ADAAG **4.7.2; 4.8.2**
ADA-2010 **405.2**
PROWAG **R304.2.2**

Unit Cost **$6500.00**

Priority
56.5





Width of Ramp / Pad	(in)	50.0
Length of Ramp / Pad	(in)	61.0
Slope of the Ramp / Pad	(%)	**8.6**
X Slope of the Ramp / Pad	(%)	1.2
Top Landing Length	(in)	48.0
Top Landing Slope	(%)	**3.5**
Top Landing X Slope	(%)	0.5
Left Flare	(%)	7.0
Right Flare	(%)	9.8
Gutter Slope	(%)	**10.7**
Gutter XSlope	(%)	0.9
Gutter Lip	(in)	**0.25**
Truncated Domes	(y/n)	**NO**
Street Grade (Left / Right)	(%)	0.6 1.5
Stop/Yield Control:	(y/n)	Yes-Stop Sign
Crosswalks Served:		No X-walk
Tee Intersection:	(y/n)	Yes
Vertical Curb:		Vertical

SW Perpendicular

765 Ramp Flare

- *As-Built Description:*
  Slope of flare(s) along curb at perpendicular curb ramp exceed(s) 10%.
- *As-is* Left: 11.0%
- *Proposed Solution:*
  Demolish existing and provide new, perpendicular curb ramp, including detectable warning surfaces, and top and bottom landings as required.

CBC 2016 **11B-406.2.2**
CBC 2007 **1127B.5.3**
ADAAG **4.7.5**
ADA-2010 **406.3**
PROWAG **R304.2.3**

Unit Cost **$6500.00**

Priority
45.5

Width of Ramp / Pad	(in)	48.0
Length of Ramp / Pad	(in)	82.0
Slope of the Ramp / Pad	(%)	6.0
X Slope of the Ramp / Pad	(%)	0.3
Top Landing Length	(in)	48.0
Top Landing Slope	(%)	0.4
Top Landing X Slope	(%)	1.5
Left Flare	(%)	**11.0**
Right Flare	(%)	8.0
Gutter Slope	(%)	**8.1**
Gutter XSlope	(%)	0.9
Gutter Lip	(in)	0.0
Truncated Domes	(y/n)	**Not Contrasting**
Dome Setback	(in)	8.0
Street Grade (Left / Right)	(%)	0.3 2.1
Stop/Yield Control:	(y/n)	No
Crosswalks Served:		No X-walk
Tee Intersection:	(y/n)	Yes
Vertical Curb:		Vertical





Total Costs for Curb Ramps at : Park Ridge Dr *and* Acacia Ct **$20,000.00**

NE Perpendicular

855 Ramp Slope

- *As-Built Description:*
  Cross slope of an existing perpendicular curb ramp exceeds 1:48 (2%).
- *As-is* 2.2%
- *Proposed Solution:*
  Demolish existing and provide new, perpendicular curb ramp, including detectable warning surfaces, and top and bottom landings as required.

CBC 2016 **11B-406.5.7**
CBC 2007 **1133B.5.3.1**
ADAAG **4.8.6**
ADA-2010 **405.3**
PROWAG **R304.5.3**

Unit Cost **$6500.00**

Priority
23

Width of Ramp / Pad	(in)	51.0
Length of Ramp / Pad	(in)	73.0
Slope of the Ramp / Pad	(%)	7.0
X Slope of the Ramp / Pad	(%)	**2.2**
Top Landing Length	(in)	48.0
Top Landing Slope	(%)	2.0
Top Landing X Slope	(%)	**2.6**
Left Flare	(%)	8.0
Right Flare	(%)	6.0
Gutter Slope	(%)	4.8
Gutter XSlope	(%)	1.6
Gutter Lip	(in)	0.0
Truncated Domes	(y/n)	**Not Contrasting**
Dome Setback	(in)	8.0
Street Grade (Left / Right)	(%)	0.4 1.0
Stop/Yield Control:	(y/n)	Yes-Stop Sign
Within Crosswalk	(y/n)	YES
Crosswalks Served:		2 X-walk
Tee Intersection:	(y/n)	No
Vertical Curb:		Vertical





NW Perpendicular

858 Ramp Landing

- *As-Built Description:*
  Cross slope at top landing of existing perpendicular curb ramp exceeds 2%.
- *As-is* 2.4%
- *Proposed Solution:*
  Demolish existing and provide new, perpendicular curb ramp, including detectable warning surfaces, and top and bottom landings as required.

CBC 2016 **11B-406.5.3**
CBC 2007 **1127B.5.4**
ADAAG **4.8.4; 4.8.6**
ADA-2010 **405.7**
PROWAG **R304.5.3**

Unit Cost **$3250.00**

Priority
34




Width of Ramp / Pad	(in)	52.0
Length of Ramp / Pad	(in)	80.0
Slope of the Ramp / Pad	(%)	7.5
X Slope of the Ramp / Pad	(%)	0.9
Top Landing Length	(in)	58.0
Top Landing Slope	(%)	1.1
Top Landing X Slope	(%)	**2.4**
Left Flare	(%)	6.4
Right Flare	(%)	**12.5**
Gutter Slope	(%)	**6.6**
Gutter XSlope	(%)	2.0
Gutter Lip	(in)	0.0
Truncated Domes	(y/n)	**Not Contrasting**
Dome Setback	(in)	8.0
Street Grade (Left / Right)	(%)	3.0 0.5
Stop/Yield Control:	(y/n)	Yes-Stop Sign
Within Crosswalk	(y/n)	YES
Crosswalks Served:		2 X-walk
Tee Intersection:	(y/n)	No
Vertical Curb:		Vertical

SE Perpendicular

856 Ramp Flare

- *As-Built Description:*
  Slope of flare(s) along curb at perpendicular curb ramp exceed(s) 10%.
- *As-is* Right: 10.8%
- *Proposed Solution:*
  Demolish existing and provide new, perpendicular curb ramp, including detectable warning surfaces, and top and bottom landings as required.

CBC 2016 **11B-406.2.2**
CBC 2007 **1127B.5.3**
ADAAG **4.7.5**
ADA-2010 **406.3**
PROWAG **R304.2.3**

Unit Cost **$6500.00**

Priority
22




Width of Ramp / Pad	(in)	52.0
Length of Ramp / Pad	(in)	80.0
Slope of the Ramp / Pad	(%)	7.3
X Slope of the Ramp / Pad	(%)	0.8
Top Landing Length	(in)	53.0
Top Landing Slope	(%)	1.6
Top Landing X Slope	(%)	1.0
Left Flare	(%)	7.4
Right Flare	(%)	**10.8**
Gutter Slope	(%)	5.0
Gutter XSlope	(%)	1.8
Gutter Lip	(in)	0.0
Truncated Domes	(y/n)	**Not Contrasting**
Dome Setback	(in)	8.0
Street Grade (Left / Right)	(%)	1.6 1.2
Stop/Yield Control:	(y/n)	Yes-Stop Sign
Within Crosswalk	(y/n)	YES
Crosswalks Served:		2 X-walk
Tee Intersection:	(y/n)	No
Vertical Curb:		Vertical

SW Perpendicular

857 Ramp Landing

- *As-Built Description:*

  Cross slope at top landing of existing perpendicular curb ramp exceeds 2%.

- *As-is* 2.2%
- *Proposed Solution:*

  Demolish existing and provide new, perpendicular curb ramp, including detectable warning surfaces, and top and bottom landings as required.

CBC 2016 **11B-406.5.3**
CBC 2007 **1127B.5.4**
ADAAG **4.8.4; 4.8.6**
ADA-2010 **405.7**
PROWAG **R304.5.3**

Unit Cost **$3250.00**

Priority

28





Width of Ramp / Pad	(in)	52.0
Length of Ramp / Pad	(in)	79.0
Slope of the Ramp / Pad	(%)	8.2
X Slope of the Ramp / Pad	(%)	1.5
Top Landing Length	(in)	48.0
Top Landing Slope	(%)	1.9
Top Landing X Slope	(%)	**2.2**
Left Flare	(%)	8.6
Right Flare	(%)	8.8
Gutter Slope	(%)	**7.3**
Gutter XSlope	(%)	0.9
Gutter Lip	(in)	0.0
Truncated Domes	(y/n)	**Not Contrasting**
Dome Setback	(in)	8.0
Street Grade (Left / Right)	(%)	0.1 2.6
Stop/Yield Control:	(y/n)	Yes-Stop Sign
Within Crosswalk	(y/n)	YES
Crosswalks Served:		2 X-walk
Tee Intersection:	(y/n)	No
Vertical Curb:		Vertical

Total Costs for Curb Ramps at : **Park Ridge Dr** ***and*** **Santa Cruz Blvd** **$19,500.00**

Total Costs for Curb Ramps along : **Park Ridge Dr** **$39,500.00**

Year Completed	Intersection ID	Survey Street	Cross Street
TBD	321	Parkridge Dr	Pine St

Orientation & ID #	Ramp Type	Existing Access Barrier and Proposed Solution	Codes / Mitigation Info	Measurements

NE — Curb Ramp Required

844 Access Route

- *As-Built Description:*
  Curb ramp or blended transition not provided where a pedestrian access route crosses a curb.
- *Proposed Solution:*
  Provide a parallel curb ramp, including detectable warning surfaces, and top and bottom landings as required.

CBC 2007 **1127B.5.1**
ADAAG **4.7.1**
PROWAG **R207.1**

Unit Cost **$7000.00**

Priority
8

		LEFT	RIGHT
Width of Ramp / Pad	(in)	N/A	N/A
Slope of the Ramp / Pad	(%)	N/A	N/A
X Slope of the Ramp / Pad	(%)	N/A	N/A
Stop/Yield Control:	(y/n)	No	
Crosswalks Served:		No X-walk	
Tee Intersection:	(y/n)	Yes	
Vertical Curb:		Vertical	



SE — Perpendicular

843 Ramp Slope

- *As-Built Description:*
  Running slope of existing perpendicular curb ramp is less than 5% or greater than 8.3%.
- *As-is* 8.7%
- *Proposed Solution:*
  Demolish existing and provide new, perpendicular curb ramp, including detectable warning surfaces, and top and bottom landings as required.

CBC 2016 **11B-406.2.1**
CBC 2007 **1127B.5.3**
ADAAG **4.7.2; 4.8.2**
ADA-2010 **405.2**
PROWAG **R304.2.2**

Unit Cost **$6500.00**

Priority
18

Width of Ramp / Pad	(in)	49.0	
Length of Ramp / Pad	(in)	80.0	
Slope of the Ramp / Pad	(%)	**8.7**	
X Slope of the Ramp / Pad	(%)	0.0	
Top Landing Length	(in)	48.0	
Top Landing Slope	(%)	1.5	
Top Landing X Slope	(%)	1.4	
Left Flare	(%)	8.0	
Right Flare	(%)	7.2	
Gutter Slope	(%)	**7.2**	
Gutter XSlope	(%)	0.5	
Gutter Lip	(in)	0.0	
Truncated Domes	(y/n)	**Not Contrasting**	
Dome Setback	(in)	8.0	
Street Grade (Left / Right)	(%)	0.8	0.1
Stop/Yield Control:	(y/n)	Yes-Stop Sign	
Crosswalks Served:		No X-walk	
Tee Intersection:	(y/n)	Yes	
Vertical Curb:		Vertical	





SW Perpendicular

842 Gutter

- *As-Built Description:*

The slope of the gutter area or street at the foot of a curb ramp, blended transition, pedestrian pad, or island cut through exceeds 1:20 (5%) in the direction of the pedestrian crossing.

- *As-is* 6.6%
- *Proposed Solution:*

Demolish gutter or street area as required and provide 48" x 48" area at foot of curb ramp, blended transition, pedestrian pad, or island cut through with slope no greater than 5%.

CBC 2016 **11B-406.5.8**
CBC 2007 **1127B.5.3**
ADAAG **4.7.2**
ADA-2010 **406.2**
PROWAG **R304.5.4**

Unit Cost **$3000.00**

Priority

15.5

Width of Ramp / Pad	(in)	48.0
Length of Ramp / Pad	(in)	96.0
Slope of the Ramp / Pad	(%)	7.3
X Slope of the Ramp / Pad	(%)	0.9
Top Landing Length	(in)	48.0
Top Landing Slope	(%)	1.7
Top Landing X Slope	(%)	0.2
Left Flare	(%)	8.5
Right Flare	(%)	7.2
Gutter Slope	(%)	**6.6**
Gutter XSlope	(%)	1.4
Gutter Lip	(in)	0.0
Truncated Domes	(y/n)	**Not Contrasting**
Dome Setback	(in)	8.0
Street Grade (Left / Right)	(%)	0.6 1.0
Stop/Yield Control:	(y/n)	No
Crosswalks Served:		No X-walk
Tee Intersection:	(y/n)	Yes
Vertical Curb:		Vertical





Total Costs for Curb Ramps at : **Parkridge Dr** ***and*** **Pine St** **$16,500.00**

Total Costs for Curb Ramps along : **Parkridge Dr** **$16,500.00**

Year Completed	Intersection ID	Survey Street	Cross Street
TBD	421	Peach Dr	Santa Cruz Blvd

Orientation & ID #	Ramp Type	Existing Access Barrier and Proposed Solution	Codes / Mitigation Info	Measurements

NE Perpendicular

871 Ramp Flare

- *As-Built Description:*
  Slope of flare(s) along curb at perpendicular curb ramp exceed(s) 10%.
- *As-is* Left: 10.1% Right: 10.6%
- *Proposed Solution:*
  Demolish existing and provide new, perpendicular curb ramp, including detectable warning surfaces, and top and bottom landings as required.

CBC 2016 **11B-406.2.2**
CBC 2007 **1127B.5.3**
ADAAG **4.7.5**
ADA-2010 **406.3**
PROWAG **R304.2.3**

Unit Cost **$6500.00**

Priority
31

Width of Ramp / Pad	(in)	51.0
Length of Ramp / Pad	(in)	70.0
Slope of the Ramp / Pad	(%)	8.3
X Slope of the Ramp / Pad	(%)	0.4
Top Landing Length	(in)	56.0
Top Landing Slope	(%)	1.7
Top Landing X Slope	(%)	1.3
Left Flare	(%)	**10.1**
Right Flare	(%)	**10.6**
Gutter Slope	(%)	**5.3**
Gutter XSlope	(%)	1.3
Gutter Lip	(in)	0.0
Truncated Domes	(y/n)	**Not Contrasting**
Dome Setback	(in)	8.0
Street Grade (Left / Right)	(%)	1.0 3.1
Stop/Yield Control:	(y/n)	Yes-Stop Sign
Within Crosswalk	(y/n)	YES
Crosswalks Served:		1 X-walk
Tee Intersection:	(y/n)	No
Vertical Curb:		Vertical





NW Perpendicular

874 Gutter

- *As-Built Description:*
  The slope of the gutter area or street at the foot of a curb ramp, blended transition, pedestrian pad, or island cut through exceeds 1:20 (5%) in the direction of the pedestrian crossing.
- *As-is* 7.9%
- *Proposed Solution:*
  Demolish gutter or street area as required and provide 48" x 48" area at foot of curb ramp, blended transition, pedestrian pad, or island cut through with slope no greater than 5%.

CBC 2016 **11B-406.5.8**
CBC 2007 **1127B.5.3**
ADAAG **4.7.2**
ADA-2010 **406.2**
PROWAG **R304.5.4**

Unit Cost **$3000.00**

Priority
16.5

Width of Ramp / Pad	(in)	51.0
Length of Ramp / Pad	(in)	50.0
Slope of the Ramp / Pad	(%)	6.4
X Slope of the Ramp / Pad	(%)	0.8
Top Landing Length	(in)	80.0
Top Landing Slope	(%)	0.4
Top Landing X Slope	(%)	0.2
Left Flare	(%)	5.9
Right Flare	(%)	7.1
Gutter Slope	(%)	**7.9**
Gutter XSlope	(%)	1.7
Gutter Lip	(in)	**0.25**
Truncated Domes	(y/n)	**Not Contrasting**
Dome Setback	(in)	8.0
Street Grade (Left / Right)	(%)	2.6 0.1
Stop/Yield Control:	(y/n)	No
Within Crosswalk	(y/n)	YES
Crosswalks Served:		1 X-walk
Tee Intersection:	(y/n)	No
Vertical Curb:		Vertical





SE Perpendicular

872 Ramp Slope

- *As-Built Description:*

Running slope of existing perpendicular curb ramp is less than 5% or greater than 8.3%.

- *As-is* 8.9%
- *Proposed Solution:*

Demolish existing and provide new, perpendicular curb ramp, including detectable warning surfaces, and top and bottom landings as required.

CBC 2016 **11B-406.2.1**
CBC 2007 **1127B.5.3**
ADAAG **4.7.2; 4.8.2**
ADA-2010 **405.2**
PROWAG **R304.2.2**

Unit Cost **$6500.00**

Priority
23





Width of Ramp / Pad	(in)	52.0
Length of Ramp / Pad	(in)	80.0
Slope of the Ramp / Pad	(%)	**8.9**
X Slope of the Ramp / Pad	(%)	0.3
Top Landing Length	(in)	54.0
Top Landing Slope	(%)	1.1
Top Landing X Slope	(%)	**2.4**
Left Flare	(%)	7.7
Right Flare	(%)	9.7
Gutter Slope	(%)	4.2
Gutter XSlope	(%)	0.5
Gutter Lip	(in)	0.0
Truncated Domes	(y/n)	**Not Contrasting**
Dome Setback	(in)	8.0
Street Grade (Left / Right)	(%)	1.0 2.0
Stop/Yield Control:	(y/n)	No
Within Crosswalk	(y/n)	YES
Crosswalks Served:		1 X-walk
Tee Intersection:	(y/n)	No
Vertical Curb:		Vertical

SW Perpendicular

873 Gutter

- *As-Built Description:*

The slope of the gutter area or street at the foot of a curb ramp, blended transition, pedestrian pad, or island cut through exceeds 1:20 (5%) in the direction of the pedestrian crossing.

- *As-is* 6.0%
- *Proposed Solution:*

Demolish gutter or street area as required and provide 48" x 48" area at foot of curb ramp, blended transition, pedestrian pad, or island cut through with slope no greater than 5%.

CBC 2016 **11B-406.5.8**
CBC 2007 **1127B.5.3**
ADAAG **4.7.2**
ADA-2010 **406.2**
PROWAG **R304.5.4**

Unit Cost **$3000.00**

Priority
13





Width of Ramp / Pad	(in)	51.0
Length of Ramp / Pad	(in)	71.0
Slope of the Ramp / Pad	(%)	7.6
X Slope of the Ramp / Pad	(%)	0.7
Top Landing Length	(in)	50.0
Top Landing Slope	(%)	1.7
Top Landing X Slope	(%)	0.9
Left Flare	(%)	7.0
Right Flare	(%)	9.5
Gutter Slope	(%)	**6.0**
Gutter XSlope	(%)	1.3
Gutter Lip	(in)	0.0
Truncated Domes	(y/n)	**Not Contrasting**
Dome Setback	(in)	**9.0**
Street Grade (Left / Right)	(%)	0.5 3.2
Stop/Yield Control:	(y/n)	Yes-Stop Sign
Crosswalks Served:		No X-walk
Tee Intersection:	(y/n)	No
Vertical Curb:		Vertical

Total Costs for Curb Ramps at : Peach Dr and Santa Cruz Blvd **$19,000.00**

Total Costs for Curb Ramps along : Peach Dr **$19,000.00**

Year Completed	Intersection ID	Survey Street	Cross Street
TBD	322	Penny St	Rosehill Dr

Orientation & ID #	Ramp Type	Existing Access Barrier and Proposed Solution	Codes / Mitigation Info	Measurements

NE Perpendicular

247 Gutter

- *As-Built Description:*

The slope of the gutter area or street at the foot of a curb ramp, blended transition, pedestrian pad, or island cut through exceeds 1:20 (5%) in the direction of the pedestrian crossing.

- *As-is* 7.9%
- *Proposed Solution:*

Demolish gutter or street area as required and provide 48" x 48" area at foot of curb ramp, blended transition, pedestrian pad, or island cut through with slope no greater than 5%.

CBC 2016 **11B-406.5.8**
CBC 2007 **1127B.5.3**
ADAAG **4.7.2**
ADA-2010 **406.2**
PROWAG **R304.5.4**

Unit Cost **$3000.00**

Priority
55

Width of Ramp / Pad	(in)	48.0
Length of Ramp / Pad	(in)	88.0
Slope of the Ramp / Pad	(%)	7.0
X Slope of the Ramp / Pad	(%)	1.6
Top Landing Length	(in)	48.0
Top Landing Slope	(%)	1.1
Top Landing X Slope	(%)	0.6
Left Flare	(%)	6.3
Right Flare	(%)	8.1
Gutter Slope	(%)	**7.9**
Gutter XSlope	(%)	**2.3**
Gutter Lip	(in)	**0.25**
Truncated Domes	(y/n)	**NO**
Street Grade (Left / Right)	(%)	0.8 1.3
Stop/Yield Control:	(y/n)	No
Crosswalks Served:		No X-walk
Tee Intersection:	(y/n)	Yes
Vertical Curb:		Vertical





NW Perpendicular

246 Ramp Slope

- *As-Built Description:*

Running slope of existing perpendicular curb ramp is less than 5% or greater than 8.3%.

- *As-is* 10.1%
- *Proposed Solution:*

Demolish existing and provide new, perpendicular curb ramp, including detectable warning surfaces, and top and bottom landings as required.

CBC 2016 **11B-406.2.1**
CBC 2007 **1127B.5.3**
ADAAG **4.7.2; 4.8.2**
ADA-2010 **405.2**
PROWAG **R304.2.2**

Unit Cost **$6500.00**

Priority
70

Width of Ramp / Pad	(in)	48.0
Length of Ramp / Pad	(in)	57.0
Slope of the Ramp / Pad	(%)	**10.1**
X Slope of the Ramp / Pad	(%)	**3.4**
Top Landing Length	(in)	48.0
Top Landing Slope	(%)	**2.7**
Top Landing X Slope	(%)	0.9
Left Flare	(%)	7.5
Right Flare	(%)	10.0
Gutter Slope	(%)	**10.6**
Gutter XSlope	(%)	**2.4**
Gutter Lip	(in)	**0.5**
Truncated Domes	(y/n)	**NO**
Street Grade (Left / Right)	(%)	1.5 0.0
Stop/Yield Control:	(y/n)	Yes-Stop Sign
Crosswalks Served:		No X-walk
Tee Intersection:	(y/n)	Yes
Vertical Curb:		Vertical





S **Curb Ramp Required**

245 Access Route

- *As-Built Description:*

  Curb ramp or blended transition not provided where a pedestrian access route crosses a curb.

- *Proposed Solution:*

  Provide a parallel curb ramp, including detectable warning surfaces, and top and bottom landings as required.

CBC 2007 **1127B.5.1**
ADAAG **4.7.1**
PROWAG **R207.1**

Unit Cost **$7000.00**

Priority
40

		LEFT	RIGHT
Width of Ramp / Pad	(in)	N/A	N/A
Slope of the Ramp / Pad	(%)	N/A	N/A
X Slope of the Ramp / Pad	(%)	N/A	N/A

Stop/Yield Control:	(y/n)	No
Crosswalks Served:		No X-walk
Tee Intersection:	(y/n)	Yes
Vertical Curb:		Vertical



Total Costs for Curb Ramps at : Penny St and Rosehill Dr **$16,500.00**

Total Costs for Curb Ramps along : Penny St **$16,500.00**

Year Completed	Intersection ID	Survey Street	Cross Street
TBD	393	Phillip Way	Molly Ave

NE — Curb Ramp Required

786 Access Route

- *As-Built Description:*
  Curb ramp or blended transition not provided where a pedestrian access route crosses a curb.
- *Proposed Solution:*
  Provide a parallel curb ramp, including detectable warning surfaces, and top and bottom landings as required.

CBC 2007 **1127B.5.1**
ADAAG **4.7.1**
PROWAG **R207.1**

Unit Cost **$7000.00**

Priority
18

		LEFT	RIGHT
Width of Ramp / Pad	(in)	N/A	N/A
Slope of the Ramp / Pad	(%)	N/A	N/A
X Slope of the Ramp / Pad	(%)	N/A	N/A
Stop/Yield Control:	(y/n)	No	
Crosswalks Served:		No X-walk	
Tee Intersection:	(y/n)	Yes	
Vertical Curb:		Vertical	



NW — Perpendicular

787 Ramp Landing

- *As-Built Description:*
  Top landing at existing perpendicular curb ramp or blended transition is less than 48" x 48" (60" length x ramp width preferred).
- *As-is* 46.0"
- *Proposed Solution:*
  Demolish existing and provide new, parallel curb ramp, including detectable warning surfaces, and top and bottom landings as required.

CBC 2016 **11B-406.5.3**
CBC 2007 **1127B.5.4**
ADAAG **4.8.4**
ADA-2010 **405.7**
PROWAG **R304.2.1**

Unit Cost **$7000.00**

Priority
32.5

Width of Ramp / Pad	(in)	**46.0**
Length of Ramp / Pad	(in)	62.0
Slope of the Ramp / Pad	(%)	**10.0**
X Slope of the Ramp / Pad	(%)	1.0
Top Landing Length	(in)	**46.0**
Top Landing Slope	(%)	1.0
Top Landing X Slope	(%)	1.4
Left Flare	(%)	**10.4**
Right Flare	(%)	7.8
Gutter Slope	(%)	1.2
Gutter XSlope	(%)	0.4
Gutter Lip	(in)	**0.25**
Truncated Domes	(y/n)	**Not Contrasting**
Dome Setback	(in)	7.0
Street Grade (Left / Right)	(%)	0.7 / 0.3
Stop/Yield Control:	(y/n)	No
Crosswalks Served:		No X-walk
Tee Intersection:	(y/n)	Yes
Vertical Curb:		Vertical





SW Perpendicular

788 Ramp Landing

- *As-Built Description:*
  Top landing at existing perpendicular curb ramp or blended transition is less than 48" x 48" (60" length x ramp width preferred).
- *As-is* 47.0"
- *Proposed Solution:*
  Demolish existing and provide new, parallel curb ramp, including detectable warning surfaces, and top and bottom landings as required.

CBC 2016 **11B-406.5.3**
CBC 2007 **1127B.5.4**
ADAAG **4.8.4**
ADA-2010 **405.7**
PROWAG **R304.2.1**

Unit Cost **$7000.00**

Priority
26

Width of Ramp / Pad	(in)	**47.0**
Length of Ramp / Pad	(in)	61.0
Slope of the Ramp / Pad	(%)	**9.5**
X Slope of the Ramp / Pad	(%)	0.4
Top Landing Length	(in)	**47.0**
Top Landing Slope	(%)	0.5
Top Landing X Slope	(%)	1.4
Left Flare	(%)	7.3
Right Flare	(%)	8.6
Gutter Slope	(%)	1.8
Gutter XSlope	(%)	0.7
Gutter Lip	(in)	**0.25**
Truncated Domes	(y/n)	**Not Contrasting**
Dome Setback	(in)	6.0
Street Grade (Left / Right)	(%)	0.5 1.6
Stop/Yield Control:	(y/n)	Yes-Stop Sign
Crosswalks Served:		No X-walk
Tee Intersection:	(y/n)	Yes
Vertical Curb:		Vertical





Total Costs for Curb Ramps at : Phillip Way and Molly Ave **$21,000.00**

NW Perpendicular

789 Ramp Landing

- *As-Built Description:*
  Top landing at existing perpendicular curb ramp or blended transition is less than 48" x 48" (60" length x ramp width preferred).
- *As-is* 47.0"
- *Proposed Solution:*
  Demolish existing and provide new, parallel curb ramp, including detectable warning surfaces, and top and bottom landings as required.

CBC 2016 **11B-406.5.3**
CBC 2007 **1127B.5.4**
ADAAG **4.8.4**
ADA-2010 **405.7**
PROWAG **R304.2.1**

Unit Cost **$7000.00**

Priority
28.5

Width of Ramp / Pad	(in)	**47.0**
Length of Ramp / Pad	(in)	60.0
Slope of the Ramp / Pad	(%)	**12.0**
X Slope of the Ramp / Pad	(%)	0.7
Top Landing Length	(in)	**47.0**
Top Landing Slope	(%)	2.0
Top Landing X Slope	(%)	0.6
Left Flare	(%)	9.1
Right Flare	(%)	8.2
Gutter Slope	(%)	0.6
Gutter XSlope	(%)	1.1
Gutter Lip	(in)	**0.25**
Truncated Domes	(y/n)	**Not Contrasting**
Dome Setback	(in)	7.0
Street Grade (Left / Right)	(%)	0.5 1.3
Stop/Yield Control:	(y/n)	No
Crosswalks Served:		No X-walk
Tee Intersection:	(y/n)	Yes
Vertical Curb:		Vertical





SE Curb Ramp Required

791 Access Route

- *As-Built Description:*
  Curb ramp or blended transition not provided where a pedestrian access route crosses a curb.
- *Proposed Solution:*
  Provide a parallel curb ramp, including detectable warning surfaces, and top and bottom landings as required.

CBC 2007 **1127B.5.1**
ADAAG **4.7.1**
PROWAG **R207.1**

Unit Cost **$7000.00**

Priority
18

		LEFT	RIGHT
Width of Ramp / Pad	(in)	N/A	N/A
Slope of the Ramp / Pad	(%)	N/A	N/A
X Slope of the Ramp / Pad	(%)	N/A	N/A
Stop/Yield Control:	(y/n)	No	
Crosswalks Served:		No X-walk	
Tee Intersection:	(y/n)	Yes	
Vertical Curb:		Vertical	



SW Perpendicular

790 Ramp Landing

- *As-Built Description:*
  Top landing at existing perpendicular curb ramp or blended transition is less than 48" x 48" (60" length x ramp width preferred).
- *As-is* 47.0"
- *Proposed Solution:*
  Demolish existing and provide new, parallel curb ramp, including detectable warning surfaces, and top and bottom landings as required.

CBC 2016 **11B-406.5.3**
CBC 2007 **1127B.5.4**
ADAAG **4.8.4**
ADA-2010 **405.7**
PROWAG **R304.2.1**

Unit Cost **$7000.00**

Priority
23.5

Width of Ramp / Pad	(in)	**47.0**
Length of Ramp / Pad	(in)	62.0
Slope of the Ramp / Pad	(%)	7.4
X Slope of the Ramp / Pad	(%)	1.6
Top Landing Length	(in)	**47.0**
Top Landing Slope	(%)	1.1
Top Landing X Slope	(%)	1.2
Left Flare	(%)	8.1
Right Flare	(%)	8.9
Gutter Slope	(%)	2.2
Gutter XSlope	(%)	0.5
Gutter Lip	(in)	**0.25**
Truncated Domes	(y/n)	**Not Contrasting**
Dome Setback	(in)	7.0
Street Grade (Left / Right)	(%)	0.4 1.8
Stop/Yield Control:	(y/n)	Yes-Stop Sign
Crosswalks Served:		No X-walk
Tee Intersection:	(y/n)	Yes
Vertical Curb:		Vertical





Total Costs for Curb Ramps at : Phillip Way and Phillip Ct **$21,000.00**

Total Costs for Curb Ramps along : Phillip Way **$42,000.00**

Year Completed	Intersection ID	Survey Street	Cross Street
TBD	420	Pine St	

Orientation & ID #	Ramp Type	Existing Access Barrier and Proposed Solution	Codes / Mitigation Info	Measurements

NE Perpendicular

832 Ramp Landing

- *As-Built Description:*

Top landing at existing perpendicular curb ramp or blended transition is less than 48" x 48" (60" length x ramp width preferred).

- *As-is* 35.0"
- *Proposed Solution:*

Demolish existing and provide new, parallel curb ramp, including detectable warning surfaces, and top and bottom landings as required.

CBC 2016 **11B-406.5.3**
CBC 2007 **1127B.5.4**
ADAAG **4.8.4**
ADA-2010 **405.7**
PROWAG **R304.2.1**

Unit Cost **$7000.00**

Priority
22.25

Width of Ramp / Pad	(in)	48.0
Length of Ramp / Pad	(in)	88.0
Slope of the Ramp / Pad	(%)	4.9
X Slope of the Ramp / Pad	(%)	1.7
Top Landing Length	(in)	**35.0**
Top Landing Slope	(%)	0.4
Top Landing X Slope	(%)	2.0
Left Flare	(%)	9.7
Right Flare	(%)	9.1
Gutter Slope	(%)	**8.5**
Gutter XSlope	(%)	1.2
Gutter Lip	(in)	0.0
Truncated Domes	(y/n)	Non-Compliant
Dome Setback	(in)	**10.0**
Street Grade (Left / Right)	(%)	0.7 0.0
Stop/Yield Control:	(y/n)	No
Crosswalks Served:		No X-walk
Tee Intersection:	(y/n)	No
Vertical Curb:		Vertical





Total Costs for Curb Ramps at : Pine St and **$7,000.00**

NE Perpendicular

837 Ramp Transition

- *As-Built Description:*

Flush transition from ramp to gutter not provided.

- *As-is* 0.25"
- *Proposed Solution:*

Modify elements (ramp, gutter, landing, route) as required to provide flush transition from ramp to gutter.

CBC 2016 **11B-406.5.8**
CBC 2007 **1127B.5.3**
ADAAG **4.7.2**
PROWAG **R304.5.2**

Unit Cost **$2500.00**

Priority
9

Width of Ramp / Pad	(in)	48.0
Length of Ramp / Pad	(in)	101.0
Slope of the Ramp / Pad	(%)	5.6
X Slope of the Ramp / Pad	(%)	0.2
Top Landing Length	(in)	48.0
Top Landing Slope	(%)	0.1
Top Landing X Slope	(%)	0.1
Left Flare	(%)	7.1
Right Flare	(%)	7.4
Gutter Slope	(%)	2.3
Gutter XSlope	(%)	1.3
Gutter Lip	(in)	**0.25**
Truncated Domes	(y/n)	Non-Compliant
Dome Setback	(in)	**10.0**
Street Grade (Left / Right)	(%)	0.7 1.2
Stop/Yield Control:	(y/n)	No
Crosswalks Served:		No X-walk
Tee Intersection:	(y/n)	Yes
Vertical Curb:		Vertical





NW Curb Ramp Required

838 Access Route

CBC 2007 **1127B.5.1**
ADAAG **4.7.1**
PROWAG **R207.1**

• *As-Built Description:*
Curb ramp or blended transition not provided where a pedestrian access route crosses a curb.

• *Proposed Solution:*
Provide a parallel curb ramp, including detectable warning surfaces, and top and bottom landings as required.

Unit Cost **$7000.00**

Priority
8

		LEFT	RIGHT
Width of Ramp / Pad	(in)	N/A	N/A
Slope of the Ramp / Pad	(%)	N/A	N/A
X Slope of the Ramp / Pad	(%)	N/A	N/A
Stop/Yield Control:	(y/n)	No	
Crosswalks Served:		No X-walk	
Tee Intersection:	(y/n)	Yes	
Vertical Curb:		Vertical	



SE Perpendicular

836 Detectable Warning Surface

CBC 2016 **11B-705.1.2.2**
ADAAG **4.7.7, 4.29.1&2**
ADA-2010 **705.1**

• *As-Built Description:*
The detectable warning surface is not located between 6" - 8" from the curb line on a curb ramp or at the edges on a pedestrian island, cut-through island, pedestrian pad, perpendicular curb ramp or blended transition. (0" from curb line on a parallel curb ramp.)

• *As-is* 9.0"

• *Proposed Solution:*
Relocate the detectable warning surface.

Unit Cost **$500.00**

Priority
8

Width of Ramp / Pad	(in)	48.0	
Length of Ramp / Pad	(in)	77.0	
Slope of the Ramp / Pad	(%)	6.4	
X Slope of the Ramp / Pad	(%)	1.8	
Top Landing Length	(in)	48.0	
Top Landing Slope	(%)	0.9	
Top Landing X Slope	(%)	1.0	
Left Flare	(%)	8.8	
Right Flare	(%)	7.0	
Gutter Slope	(%)	2.7	
Gutter XSlope	(%)	0.4	
Gutter Lip	(in)	0.0	
Truncated Domes	(y/n)	Non-Compliant	
Dome Setback	(in)	**9.0**	
Street Grade (Left / Right)	(%)	2.7	0.7
Stop/Yield Control:	(y/n)	No	
Crosswalks Served:		No X-walk	
Tee Intersection:	(y/n)	Yes	
Vertical Curb:		Vertical	





Total Costs for Curb Ramps at : **Pine St** ***and*** **Larkin Ave** **$10,000.00**

NE Perpendicular

834 Gutter

- *As-Built Description:*

The slope of the gutter area or street at the foot of a curb ramp, blended transition, pedestrian pad, or island cut through exceeds 1:20 (5%) in the direction of the pedestrian crossing.

- *As-is* 5.1%
- *Proposed Solution:*

Demolish gutter or street area as required and provide 48" x 48" area at foot of curb ramp, blended transition, pedestrian pad, or island cut through with slope no greater than 5%.

CBC 2016 **11B-406.5.8**
CBC 2007 **1127B.5.3**
ADAAG **4.7.2**
ADA-2010 **406.2**
PROWAG **R304.5.4**

Unit Cost **$3000.00**

Priority
11.5





Width of Ramp / Pad	(in)	48.0
Length of Ramp / Pad	(in)	71.0
Slope of the Ramp / Pad	(%)	6.0
X Slope of the Ramp / Pad	(%)	1.0
Top Landing Length	(in)	48.0
Top Landing Slope	(%)	0.1
Top Landing X Slope	(%)	0.4
Left Flare	(%)	8.6
Right Flare	(%)	6.6
Gutter Slope	(%)	**5.1**
Gutter XSlope	(%)	0.7
Gutter Lip	(in)	**0.25**
Truncated Domes	(y/n)	Non-Compliant
Dome Setback	(in)	**10.0**
Street Grade (Left / Right)	(%)	0.6 1.6
Stop/Yield Control:	(y/n)	No
Crosswalks Served:		No X-walk
Tee Intersection:	(y/n)	Yes
Vertical Curb:		Vertical

SE Perpendicular

833 Detectable Warning Surface

- *As-Built Description:*

The detectable warning surface is not located between 6" - 8" from the curb line on a curb ramp or at the edges on a pedestrian island, cut-through island, pedestrian pad, perpendicular curb ramp or blended transition. (0" from curb line on a parallel curb ramp.)

- *As-is* 9.0"
- *Proposed Solution:*

Relocate the detectable warning surface.

CBC 2016 **11B-705.1.2.2**
ADAAG **4.7.7, 4.29.1&2**
ADA-2010 **705.1**

Unit Cost **$500.00**

Priority
8





Width of Ramp / Pad	(in)	48.0
Length of Ramp / Pad	(in)	79.0
Slope of the Ramp / Pad	(%)	5.8
X Slope of the Ramp / Pad	(%)	1.8
Top Landing Length	(in)	48.0
Top Landing Slope	(%)	0.5
Top Landing X Slope	(%)	1.4
Left Flare	(%)	8.7
Right Flare	(%)	6.6
Gutter Slope	(%)	2.5
Gutter XSlope	(%)	0.1
Gutter Lip	(in)	0.0
Truncated Domes	(y/n)	Non-Compliant
Dome Setback	(in)	**9.0**
Street Grade (Left / Right)	(%)	0.3 0.1
Stop/Yield Control:	(y/n)	No
Crosswalks Served:		No X-walk
Tee Intersection:	(y/n)	Yes
Vertical Curb:		Vertical

SW Curb Ramp Required

835 Access Route

- *As-Built Description:*

Curb ramp or blended transition not provided where a pedestrian access route crosses a curb.

- *Proposed Solution:*

Provide a parallel curb ramp, including detectable warning surfaces, and top and bottom landings as required.

CBC 2007 **1127B.5.1**
ADAAG **4.7.1**
PROWAG **R207.1**

Unit Cost **$7000.00**

Priority
8

		LEFT	RIGHT
Width of Ramp / Pad	(in)	N/A	N/A
Slope of the Ramp / Pad	(%)	N/A	N/A
X Slope of the Ramp / Pad	(%)	N/A	N/A
Stop/Yield Control:	(y/n)	No	
Crosswalks Served:		No X-walk	
Tee Intersection:	(y/n)	Yes	
Vertical Curb:		Vertical	



Total Costs for Curb Ramps at : Pine St *and* Pine Ct **$10,500.00**

NE Perpendicular

840 Gutter

- *As-Built Description:*

The slope of the gutter area or street at the foot of a curb ramp, blended transition, pedestrian pad, or island cut through exceeds 1:20 (5%) in the direction of the pedestrian crossing.

- *As-is* 9.0%
- *Proposed Solution:*

Demolish gutter or street area as required and provide 48" x 48" area at foot of curb ramp, blended transition, pedestrian pad, or island cut through with slope no greater than 5%.

CBC 2016 **11B-406.5.8**
CBC 2007 **1127B.5.3**
ADAAG **4.7.2**
ADA-2010 **406.2**
PROWAG **R304.5.4**

Unit Cost **$3000.00**

Priority
24

Width of Ramp / Pad	(in)	48.0	
Length of Ramp / Pad	(in)	72.0	
Slope of the Ramp / Pad	(%)	7.9	
X Slope of the Ramp / Pad	(%)	1.9	
Top Landing Length	(in)	49.0	
Top Landing Slope	(%)	2.0	
Top Landing X Slope	(%)	0.9	
Left Flare	(%)	7.0	
Right Flare	(%)	6.9	
Gutter Slope	(%)	**9.0**	
Gutter XSlope	(%)	**3.0**	
Gutter Lip	(in)	**0.5**	
Truncated Domes	(y/n)	**Not Contrasting**	
Dome Setback	(in)	8.0	
Street Grade (Left / Right)	(%)	2.1	0.4
Stop/Yield Control:	(y/n)	Yes-Stop Sign	
Crosswalks Served:		No X-walk	
Tee Intersection:	(y/n)	Yes	
Vertical Curb:		Vertical	





NW Curb Ramp Required

841 Access Route

- *As-Built Description:*

Curb ramp or blended transition not provided where a pedestrian access route crosses a curb.

- *Proposed Solution:*

Provide a parallel curb ramp, including detectable warning surfaces, and top and bottom landings as required.

CBC 2007 **1127B.5.1**
ADAAG **4.7.1**
PROWAG **R207.1**

Unit Cost **$7000.00**

Priority
8

		LEFT	RIGHT
Width of Ramp / Pad	(in)	N/A	N/A
Slope of the Ramp / Pad	(%)	N/A	N/A
X Slope of the Ramp / Pad	(%)	N/A	N/A
Stop/Yield Control:	(y/n)	No	
Crosswalks Served:		No X-walk	
Tee Intersection:	(y/n)	Yes	
Vertical Curb:		Vertical	



SE Perpendicular

839 Ramp Landing

- *As-Built Description:*

Top landing at existing perpendicular curb ramp or blended transition is less than 48" x 48" (60" length x ramp width preferred).

- *As-is* 46.0"
- *Proposed Solution:*

Demolish existing and provide new, parallel curb ramp, including detectable warning surfaces, and top and bottom landings as required.

CBC 2016 **11B-406.5.3**
CBC 2007 **1127B.5.4**
ADAAG **4.8.4**
ADA-2010 **405.7**
PROWAG **R304.2.1**

Unit Cost **$7000.00**

Priority
36.25

Width of Ramp / Pad	(in)	48.0
Length of Ramp / Pad	(in)	65.0
Slope of the Ramp / Pad	(%)	**8.4**
X Slope of the Ramp / Pad	(%)	**3.4**
Top Landing Length	(in)	**46.0**
Top Landing Slope	(%)	0.8
Top Landing X Slope	(%)	**3.3**
Left Flare	(%)	**12.1**
Right Flare	(%)	7.3
Gutter Slope	(%)	**8.7**
Gutter XSlope	(%)	1.7
Gutter Lip	(in)	0.0
Truncated Domes	(y/n)	Non-Compliant
Dome Setback	(in)	**10.0**
Street Grade (Left / Right)	(%)	2.0 2.0
Stop/Yield Control:	(y/n)	No
Crosswalks Served:		No X-walk
Tee Intersection:	(y/n)	Yes
Vertical Curb:		Vertical





Total Costs for Curb Ramps at : Pine St and Rose Ave **$17,000.00**

Total Costs for Curb Ramps along : Pine St **$44,500.00**

Year Completed	Intersection ID	Survey Street	Cross Street
TBD	326	Plum Ct	Santa Cruz Blvd

NE Perpendicular

865 Ramp Landing

- *As-Built Description:*

Cross slope at top landing of existing perpendicular curb ramp exceeds 2%.

- *As-is* 2.7%
- *Proposed Solution:*

Demolish existing and provide new, perpendicular curb ramp, including detectable warning surfaces, and top and bottom landings as required.

CBC 2016 **11B-406.5.3**
CBC 2007 **1127B.5.4**
ADAAG **4.8.4; 4.8.6**
ADA-2010 **405.7**
PROWAG **R304.5.3**

Unit Cost **$3250.00**

Priority

32





Width of Ramp / Pad	(in)	51.0
Length of Ramp / Pad	(in)	62.0
Slope of the Ramp / Pad	(%)	7.3
X Slope of the Ramp / Pad	(%)	2.0
Top Landing Length	(in)	49.0
Top Landing Slope	(%)	0.8
Top Landing X Slope	(%)	**2.7**
Left Flare	(%)	**10.5**
Right Flare	(%)	3.7
Gutter Slope	(%)	**7.0**
Gutter XSlope	(%)	1.6
Gutter Lip	(in)	0.0
Truncated Domes	(y/n)	**Not Contrasting**
Dome Setback	(in)	8.0
Street Grade (Left / Right)	(%)	0.1 2.5
Stop/Yield Control:	(y/n)	Yes-Stop Sign
Within Crosswalk		**<48"**
Crosswalks Served:	(y/n)	1 X-walk
Tee Intersection:		No
Vertical Curb:		Vertical

NW Perpendicular

866 Gutter

- *As-Built Description:*

The slope of the gutter area or street at the foot of a curb ramp, blended transition, pedestrian pad, or island cut through exceeds 1:20 (5%) in the direction of the pedestrian crossing.

- *As-is* 5.7%
- *Proposed Solution:*

Demolish gutter or street area as required and provide 48" x 48" area at foot of curb ramp, blended transition, pedestrian pad, or island cut through with slope no greater than 5%.

CBC 2016 **11B-406.5.8**
CBC 2007 **1127B.5.3**
ADAAG **4.7.2**
ADA-2010 **406.2**
PROWAG **R304.5.4**

Unit Cost **$3000.00**

Priority

23





Width of Ramp / Pad	(in)	52.0
Length of Ramp / Pad	(in)	70.0
Slope of the Ramp / Pad	(%)	7.3
X Slope of the Ramp / Pad	(%)	1.5
Top Landing Length	(in)	70.0
Top Landing Slope	(%)	1.3
Top Landing X Slope	(%)	0.2
Left Flare	(%)	6.9
Right Flare	(%)	8.4
Gutter Slope	(%)	**5.7**
Gutter XSlope	(%)	0.8
Gutter Lip	(in)	0.0
Truncated Domes	(y/n)	**Not Contrasting**
Dome Setback	(in)	**9.0**
Street Grade (Left / Right)	(%)	2.0 0.1
Stop/Yield Control:	(y/n)	No
Within Crosswalk	(y/n)	YES
Crosswalks Served:		1 X-walk
Tee Intersection:	(y/n)	No
Vertical Curb:		Vertical

SE Perpendicular

864 Gutter

- *As-Built Description:*

The slope of the gutter area or street at the foot of a curb ramp, blended transition, pedestrian pad, or island cut through exceeds 1:20 (5%) in the direction of the pedestrian crossing.

- *As-is* 6.9%
- *Proposed Solution:*

Demolish gutter or street area as required and provide 48" x 48" area at foot of curb ramp, blended transition, pedestrian pad, or island cut through with slope no greater than 5%.

CBC 2016 **11B-406.5.8**
CBC 2007 **1127B.5.3**
ADAAG **4.7.2**
ADA-2010 **406.2**
PROWAG **R304.5.4**

Unit Cost **$3000.00**

Priority
25.5

Width of Ramp / Pad	(in)	52.0
Length of Ramp / Pad	(in)	87.0
Slope of the Ramp / Pad	(%)	7.1
X Slope of the Ramp / Pad	(%)	0.6
Top Landing Length	(in)	61.0
Top Landing Slope	(%)	1.3
Top Landing X Slope	(%)	0.7
Left Flare	(%)	8.9
Right Flare	(%)	7.6
Gutter Slope	(%)	**6.9**
Gutter XSlope	(%)	0.2
Gutter Lip	(in)	0.0
Truncated Domes	(y/n)	**Not Contrasting**
Dome Setback	(in)	8.0
Street Grade (Left / Right)	(%)	1.9 0.1
Stop/Yield Control:	(y/n)	No
Within Crosswalk	(y/n)	YES
Crosswalks Served:		1 X-walk
Tee Intersection:	(y/n)	No
Vertical Curb:		Vertical





SW Perpendicular

863 Ramp Landing

- *As-Built Description:*

Top landing at existing perpendicular curb ramp or blended transition is less than 48" x 48" (60" length x ramp width preferred).

- *As-is* 47.0"
- *Proposed Solution:*

Demolish existing and provide new, parallel curb ramp, including detectable warning surfaces, and top and bottom landings as required.

CBC 2016 **11B-406.5.3**
CBC 2007 **1127B.5.4**
ADAAG **4.8.4**
ADA-2010 **405.7**
PROWAG **R304.2.1**

Unit Cost **$7000.00**

Priority
30.25

Width of Ramp / Pad	(in)	51.0
Length of Ramp / Pad	(in)	62.0
Slope of the Ramp / Pad	(%)	7.7
X Slope of the Ramp / Pad	(%)	1.3
Top Landing Length	(in)	**47.0**
Top Landing Slope	(%)	0.8
Top Landing X Slope	(%)	1.2
Left Flare	(%)	8.7
Right Flare	(%)	7.7
Gutter Slope	(%)	**6.6**
Gutter XSlope	(%)	**2.1**
Gutter Lip	(in)	0.0
Truncated Domes	(y/n)	**Not Contrasting**
Dome Setback	(in)	8.0
Street Grade (Left / Right)	(%)	0.5 1.9
Stop/Yield Control:	(y/n)	Yes-Stop Sign
Within Crosswalk	(y/n)	YES
Crosswalks Served:		1 X-walk
Tee Intersection:	(y/n)	No
Vertical Curb:		Vertical





Total Costs for Curb Ramps at : Plum Ct and Santa Cruz Blvd **$16,250.00**

Total Costs for Curb Ramps along : Plum Ct **$16,250.00**

Year Completed	Intersection ID	Survey Street	Cross Street
TBD	328	Plum Way	Walnut Way

Orientation & ID #	Ramp Type	Existing Access Barrier and Proposed Solution	Codes / Mitigation Info	Measurements

SE — Curb Ramp Required

867 Access Route

- *As-Built Description:*
  Curb ramp or blended transition not provided where a pedestrian access route crosses a curb.
- *Proposed Solution:*
  Provide a parallel curb ramp, including detectable warning surfaces, and top and bottom landings as required.

CBC 2007 **1127B.5.1**
ADAAG **4.7.1**
PROWAG **R207.1**

Unit Cost **$7000.00**

Priority
8

		LEFT	RIGHT
Width of Ramp / Pad	(in)	N/A	N/A
Slope of the Ramp / Pad	(%)	N/A	N/A
X Slope of the Ramp / Pad	(%)	N/A	N/A

Stop/Yield Control:	(y/n)	No
Crosswalks Served:		No X-walk
Tee Intersection:	(y/n)	No
Vertical Curb:		Vertical



SW — Curb Ramp Required

868 Access Route

- *As-Built Description:*
  Curb ramp or blended transition not provided where a pedestrian access route crosses a curb.
- *Proposed Solution:*
  Provide a parallel curb ramp, including detectable warning surfaces, and top and bottom landings as required.

CBC 2007 **1127B.5.1**
ADAAG **4.7.1**
PROWAG **R207.1**

Unit Cost **$7000.00**

Priority
8

		LEFT	RIGHT
Width of Ramp / Pad	(in)	N/A	N/A
Slope of the Ramp / Pad	(%)	N/A	N/A
X Slope of the Ramp / Pad	(%)	N/A	N/A

Stop/Yield Control:	(y/n)	No
Crosswalks Served:		No X-walk
Tee Intersection:	(y/n)	No
Vertical Curb:		Vertical



Total Costs for Curb Ramps at : Plum Way and Walnut Way **$14,000.00**

Total Costs for Curb Ramps along : Plum Way **$14,000.00**

Year Completed	Intersection ID	Survey Street	Cross Street
TBD	331	Robertson Blvd	Washington Rd

Orientation & ID #	Ramp Type	Existing Access Barrier and Proposed Solution	Codes / Mitigation Info	Measurements

E — Curb Ramp Required

999 Access Route

- *As-Built Description:*
  Curb ramp or blended transition not provided where a pedestrian access route crosses a curb.
- *Proposed Solution:*
  Provide a parallel curb ramp, including detectable warning surfaces, and top and bottom landings as required.

CBC 2007 **1127B.5.1**
ADAAG **4.7.1**
PROWAG **R207.1**

Unit Cost **$7000.00**

Priority
62

		LEFT	RIGHT
Width of Ramp / Pad	(in)	N/A	N/A
Slope of the Ramp / Pad	(%)	N/A	N/A
X Slope of the Ramp / Pad	(%)	N/A	N/A

Stop/Yield Control:	(y/n)	No
Crosswalks Served:		No X-walk
Tee Intersection:	(y/n)	Yes
Vertical Curb:		Vertical



N — Curb Ramp Required

1000 Access Route

- *As-Built Description:*
  Curb ramp or blended transition not provided where a pedestrian access route crosses a curb.
- *Proposed Solution:*
  Provide a parallel curb ramp, including detectable warning surfaces, and top and bottom landings as required.

CBC 2007 **1127B.5.1**
ADAAG **4.7.1**
PROWAG **R207.1**

Unit Cost **$7000.00**

Priority
68

		LEFT	RIGHT
Width of Ramp / Pad	(in)	N/A	N/A
Slope of the Ramp / Pad	(%)	N/A	N/A
X Slope of the Ramp / Pad	(%)	N/A	N/A

Stop/Yield Control:	(y/n)	No
Crosswalks Served:		No X-walk
Tee Intersection:	(y/n)	Yes
Vertical Curb:		Vertical



W No Sidewalk, Curb Ramp Not Required

1001 Pedestrian Access Route

- *As-Built Description:*

  No curb, curb ramp, or sidewalk provided. Pedestrian access route is along the vehicular lane and is not separated by a curb or other cane detectable warning.

- *Proposed Solution:*

  When curb or sidewalk is installed along either street, provide accessible curb ramp.

CBC 2007 **1127B.5.1**
ADAAG **4.7.1**
PROWAG **R304.1**

Unit Cost **$0.00**

Priority
78

		LEFT	RIGHT
Width of Ramp / Pad	(in)	N/A	N/A
Slope of the Ramp / Pad	(%)	N/A	N/A
X Slope of the Ramp / Pad	(%)	N/A	N/A

Stop/Yield Control:	(y/n)	Yes-Stop Sign
Crosswalks Served:		No X-walk
Tee Intersection:	(y/n)	Yes
Vertical Curb:		Vertical



Total Costs for Curb Ramps at : Robertson Blvd and Washington Rd **$14,000.00**

Total Costs for Curb Ramps along : Robertson Blvd **$14,000.00**

Year Completed	Intersection ID	Survey Street	Cross Street
TBD	332	Roosevelt Dr	Truman Dr

Orientation & ID #	Ramp Type	Existing Access Barrier and Proposed Solution	Codes / Mitigation Info	Measurements

E — Curb Ramp Required

593 Access Route

- *As-Built Description:*
  Curb ramp or blended transition not provided where a pedestrian access route crosses a curb.
- *Proposed Solution:*
  Provide a parallel curb ramp, including detectable warning surfaces, and top and bottom landings as required.

CBC 2007 **1127B.5.1**
ADAAG **4.7.1**
PROWAG **R207.1**

Unit Cost **$7000.00**

Priority
8

		LEFT	RIGHT
Width of Ramp / Pad	(in)	N/A	N/A
Slope of the Ramp / Pad	(%)	N/A	N/A
X Slope of the Ramp / Pad	(%)	N/A	N/A
Stop/Yield Control:	(y/n)	No	
Crosswalks Served:		No X-walk	
Tee Intersection:	(y/n)	Yes	
Vertical Curb:		Vertical	



N — Perpendicular

595 Ramp Landing

- *As-Built Description:*
  Top landing at existing perpendicular curb ramp or blended transition is less than 48" x 48" (60" length x ramp width preferred).
- *As-is* 0.0"
- *Proposed Solution:*
  Demolish existing and provide new, parallel curb ramp, including detectable warning surfaces, and top and bottom landings as required.

CBC 2016 **11B-406.5.3**
CBC 2007 **1127B.5.4**
ADAAG **4.8.4**
ADA-2010 **405.7**
PROWAG **R304.2.1**

Unit Cost **$7000.00**

Priority
22

Width of Ramp / Pad	(in)	58.0	
Length of Ramp / Pad	(in)	102.0	
Slope of the Ramp / Pad	(%)	5.5	
X Slope of the Ramp / Pad	(%)	0.4	
Top Landing Length	(in)	**0.0**	
Top Landing Slope	(%)	N/A	
Top Landing X Slope	(%)	N/A	
Left Flare	(%)	9.8	
Right Flare	(%)	4.6	
Gutter Slope	(%)	3.0	
Gutter XSlope	(%)	0.8	
Gutter Lip	(in)	**0.5**	
Truncated Domes	(y/n)	**NO**	
Street Grade (Left / Right)	(%)	1.8	0.5
Stop/Yield Control:	(y/n)	No	
Crosswalks Served:		No X-walk	
Tee Intersection:	(y/n)	Yes	
Vertical Curb:		Vertical	





W Perpendicular

594 Ramp Landing

- *As-Built Description:*

Top landing at existing perpendicular curb ramp or blended transition is less than 48" x 48" (60" length x ramp width preferred).

- *As-is* 0.0"
- *Proposed Solution:*

Demolish existing and provide new, parallel curb ramp, including detectable warning surfaces, and top and bottom landings as required.

CBC 2016 **11B-406.5.3**
CBC 2007 **1127B.5.4**
ADAAG **4.8.4**
ADA-2010 **405.7**
PROWAG **R304.2.1**

Unit Cost **$7000.00**

Priority
22

Width of Ramp / Pad	(in)	54.0
Length of Ramp / Pad	(in)	107.0
Slope of the Ramp / Pad	(%)	7.0
X Slope of the Ramp / Pad	(%)	1.3
Top Landing Length	(in)	**0.0**
Top Landing Slope	(%)	N/A
Top Landing X Slope	(%)	N/A
Left Flare	(%)	9.2
Right Flare	(%)	7.0
Gutter Slope	(%)	0.4
Gutter XSlope	(%)	0.7
Gutter Lip	(in)	**0.5**
Truncated Domes	(y/n)	**NO**
Street Grade (Left / Right)	(%)	0.3 0.1
Stop/Yield Control:	(y/n)	No
Crosswalks Served:		No X-walk
Tee Intersection:	(y/n)	Yes
Vertical Curb:		Vertical





Total Costs for Curb Ramps at : Roosevelt Dr *and* Truman Dr $21,000.00

E Perpendicular

614 Ramp Landing

- *As-Built Description:*

Top landing at existing perpendicular curb ramp or blended transition is less than 48" x 48" (60" length x ramp width preferred).

- *As-is* 0.0"
- *Proposed Solution:*

Demolish existing and provide new, parallel curb ramp, including detectable warning surfaces, and top and bottom landings as required.

CBC 2016 **11B-406.5.3**
CBC 2007 **1127B.5.4**
ADAAG **4.8.4**
ADA-2010 **405.7**
PROWAG **R304.2.1**

Unit Cost **$7000.00**

Priority
44

Width of Ramp / Pad	(in)	48.0
Length of Ramp / Pad	(in)	101.0
Slope of the Ramp / Pad	(%)	5.6
X Slope of the Ramp / Pad	(%)	0.5
Top Landing Length	(in)	**0.0**
Top Landing Slope	(%)	N/A
Top Landing X Slope	(%)	N/A
Left Flare	(%)	8.3
Right Flare	(%)	6.0
Gutter Slope	(%)	4.1
Gutter XSlope	(%)	0.6
Gutter Lip	(in)	**0.5**
Truncated Domes	(y/n)	**NO**
Street Grade (Left / Right)	(%)	0.5 0.1
Stop/Yield Control:	(y/n)	No
Crosswalks Served:		No X-walk
Tee Intersection:	(y/n)	No
Vertical Curb:		Vertical





N Perpendicular

617 Ramp Landing

- *As-Built Description:*

Top landing at existing perpendicular curb ramp or blended transition is less than 48" x 48" (60" length x ramp width preferred).

- *As-is* 0.0"
- *Proposed Solution:*

Demolish existing and provide new, parallel curb ramp, including detectable warning surfaces, and top and bottom landings as required.

CBC 2016 **11B-406.5.3**
CBC 2007 **1127B.5.4**
ADAAG **4.8.4**
ADA-2010 **405.7**
PROWAG **R304.2.1**

Unit Cost **$7000.00**

Priority
54

Width of Ramp / Pad	(in)	48.0
Length of Ramp / Pad	(in)	101.0
Slope of the Ramp / Pad	(%)	6.8
X Slope of the Ramp / Pad	(%)	0.5
Top Landing Length	(in)	**0.0**
Top Landing Slope	(%)	N/A
Top Landing X Slope	(%)	N/A
Left Flare	(%)	8.7
Right Flare	(%)	7.2
Gutter Slope	(%)	**10.8**
Gutter XSlope	(%)	0.2
Gutter Lip	(in)	**0.5**
Truncated Domes	(y/n)	**NO**
Street Grade (Left / Right)	(%)	1.0 1.1
Stop/Yield Control:	(y/n)	Yes-Stop Sign
Crosswalks Served:		No X-walk
Tee Intersection:	(y/n)	No
Vertical Curb:		Vertical





S Perpendicular

615 Ramp Slope

- *As-Built Description:*

Cross slope of an existing perpendicular curb ramp exceeds 1:48 (2%).

- *As-is* 2.2%
- *Proposed Solution:*

Demolish existing and provide new, perpendicular curb ramp, including detectable warning surfaces, and top and bottom landings as required.

CBC 2016 **11B-406.5.7**
CBC 2007 **1133B.5.3.1**
ADAAG **4.8.6**
ADA-2010 **405.3**
PROWAG **R304.5.3**

Unit Cost **$6500.00**

Priority
39

Width of Ramp / Pad	(in)	48.0
Length of Ramp / Pad	(in)	104.0
Slope of the Ramp / Pad	(%)	5.8
X Slope of the Ramp / Pad	(%)	**2.2**
Top Landing Length	(in)	48.0
Top Landing Slope	(%)	**2.6**
Top Landing X Slope	(%)	0.1
Left Flare	(%)	6.1
Right Flare	(%)	8.4
Gutter Slope	(%)	4.5
Gutter XSlope	(%)	1.1
Gutter Lip	(in)	0.0
Truncated Domes	(y/n)	**NO**
Street Grade (Left / Right)	(%)	0.4 0.4
Stop/Yield Control:	(y/n)	Yes-Stop Sign
Crosswalks Served:		No X-walk
Tee Intersection:	(y/n)	No
Vertical Curb:		Vertical





W Perpendicular

616 Ramp Landing

- *As-Built Description:*

Top landing at existing perpendicular curb ramp or blended transition is less than 48" x 48" (60" length x ramp width preferred).

- *As-is* 0.0"
- *Proposed Solution:*

Demolish existing and provide new, parallel curb ramp, including detectable warning surfaces, and top and bottom landings as required.

CBC 2016 **11B-406.5.3**
CBC 2007 **1127B.5.4**
ADAAG **4.8.4**
ADA-2010 **405.7**
PROWAG **R304.2.1**

Unit Cost **$7000.00**

Priority
55

Width of Ramp / Pad	(in)	54.0
Length of Ramp / Pad	(in)	103.0
Slope of the Ramp / Pad	(%)	7.4
X Slope of the Ramp / Pad	(%)	0.3
Top Landing Length	(in)	**0.0**
Top Landing Slope	(%)	N/A
Top Landing X Slope	(%)	N/A
Left Flare	(%)	9.5
Right Flare	(%)	9.7
Gutter Slope	(%)	**8.7**
Gutter XSlope	(%)	**2.6**
Gutter Lip	(in)	**0.75**
Truncated Domes	(y/n)	**NO**
Street Grade (Left / Right)	(%)	1.4 0.2
Stop/Yield Control:	(y/n)	No
Crosswalks Served:		No X-walk
Tee Intersection:	(y/n)	No
Vertical Curb:		Vertical





Total Costs for Curb Ramps at : **Roosevelt Dr** ***and*** **Washington Dr** **$27,500.00**

E Curb Ramp Required

612 Access Route

- *As-Built Description:*

Curb ramp or blended transition not provided where a pedestrian access route crosses a curb.

- *Proposed Solution:*

Provide a parallel curb ramp, including detectable warning surfaces, and top and bottom landings as required.

CBC 2007 **1127B.5.1**
ADAAG **4.7.1**
PROWAG **R207.1**

Unit Cost **$7000.00**

Priority
30

		LEFT	RIGHT
Width of Ramp / Pad	(in)	N/A	N/A
Slope of the Ramp / Pad	(%)	N/A	N/A
X Slope of the Ramp / Pad	(%)	N/A	N/A
Stop/Yield Control:	(y/n)	No	
Crosswalks Served:		No X-walk	
Tee Intersection:	(y/n)	Yes	
Vertical Curb:		Rolled	



N Curb Ramp Required

611 Access Route

- *As-Built Description:*
  Curb ramp or blended transition not provided where a pedestrian access route crosses a curb.
- *Proposed Solution:*
  Provide a parallel curb ramp, including detectable warning surfaces, and top and bottom landings as required.

CBC 2007 **1127B.5.1**
ADAAG **4.7.1**
PROWAG **R207.1**

Unit Cost **$7000.00**

Priority
30

		LEFT	RIGHT
Width of Ramp / Pad	(in)	N/A	N/A
Slope of the Ramp / Pad	(%)	N/A	N/A
X Slope of the Ramp / Pad	(%)	N/A	N/A

Stop/Yield Control:	(y/n)	No
Crosswalks Served:		No X-walk
Tee Intersection:	(y/n)	Yes
Vertical Curb:		Rolled



W Curb Ramp Required

613 Access Route

- *As-Built Description:*
  Curb ramp or blended transition not provided where a pedestrian access route crosses a curb.
- *Proposed Solution:*
  Provide a parallel curb ramp, including detectable warning surfaces, and top and bottom landings as required.

CBC 2007 **1127B.5.1**
ADAAG **4.7.1**
PROWAG **R207.1**

Unit Cost **$7000.00**

Priority
30

		LEFT	RIGHT
Width of Ramp / Pad	(in)	N/A	N/A
Slope of the Ramp / Pad	(%)	N/A	N/A
X Slope of the Ramp / Pad	(%)	N/A	N/A

Stop/Yield Control:	(y/n)	No
Crosswalks Served:		No X-walk
Tee Intersection:	(y/n)	Yes
Vertical Curb:		Rolled



Total Costs for Curb Ramps at : **Roosevelt Dr** ***and*** **Wilson Way** **$21,000.00**

Total Costs for Curb Ramps along : **Roosevelt Dr** **$69,500.00**

Year Completed	Intersection ID	Survey Street	Cross Street
TBD	399	Rose Ave	Larkin Ave

Orientation & ID #	Ramp Type	Existing Access Barrier and Proposed Solution	Codes / Mitigation Info	Measurements

NE — Curb Ramp Required

847 Access Route

- *As-Built Description:*
  Curb ramp or blended transition not provided where a pedestrian access route crosses a curb.
- *Proposed Solution:*
  Provide a parallel curb ramp, including detectable warning surfaces, and top and bottom landings as required.

CBC 2007 **1127B.5.1**
ADAAG **4.7.1**
PROWAG **R207.1**

Unit Cost **$7000.00**

Priority
18

		LEFT	RIGHT
Width of Ramp / Pad	(in)	N/A	N/A
Slope of the Ramp / Pad	(%)	N/A	N/A
X Slope of the Ramp / Pad	(%)	N/A	N/A
Stop/Yield Control:	(y/n)	No	
Crosswalks Served:		No X-walk	
Tee Intersection:	(y/n)	Yes	
Vertical Curb:		Vertical	



SE — Perpendicular

846 Ramp Slope

- *As-Built Description:*
  Cross slope of an existing perpendicular curb ramp exceeds 1:48 (2%).
- *As-is* 2.9%
- *Proposed Solution:*
  Demolish existing and provide new, perpendicular curb ramp, including detectable warning surfaces, and top and bottom landings as required.

CBC 2016 **11B-406.5.7**
CBC 2007 **1133B.5.3.1**
ADAAG **4.8.6**
ADA-2010 **405.3**
PROWAG **R304.5.3**

Unit Cost **$6500.00**

Priority
38

Width of Ramp / Pad	(in)	48.0	
Length of Ramp / Pad	(in)	80.0	
Slope of the Ramp / Pad	(%)	5.6	
X Slope of the Ramp / Pad	(%)	**2.9**	
Top Landing Length	(in)	48.0	
Top Landing Slope	(%)	1.8	
Top Landing X Slope	(%)	**3.7**	
Left Flare	(%)	9.1	
Right Flare	(%)	3.3	
Gutter Slope	(%)	**9.3**	
Gutter XSlope	(%)	1.6	
Gutter Lip	(in)	0.0	
Truncated Domes	(y/n)	YES	
Dome Setback	(in)	**12.0**	
Street Grade (Left / Right)	(%)	0.6	3.0
Stop/Yield Control:	(y/n)	No	
Crosswalks Served:		No X-walk	
Tee Intersection:	(y/n)	Yes	
Vertical Curb:		Vertical	





SW Perpendicular

845 Ramp Flare

- *As-Built Description:*
  Slope of flare(s) along curb at perpendicular curb ramp exceed(s) 10%.
- *As-is* Right: 11.5%
- *Proposed Solution:*
  Demolish existing and provide new, perpendicular curb ramp, including detectable warning surfaces, and top and bottom landings as required.

CBC 2016 **11B-406.2.2**
CBC 2007 **1127B.5.3**
ADAAG **4.7.5**
ADA-2010 **406.3**
PROWAG **R304.2.3**

Unit Cost **$6500.00**

Priority
29.5

Width of Ramp / Pad	(in)	48.0
Length of Ramp / Pad	(in)	78.0
Slope of the Ramp / Pad	(%)	7.5
X Slope of the Ramp / Pad	(%)	1.5
Top Landing Length	(in)	48.0
Top Landing Slope	(%)	1.2
Top Landing X Slope	(%)	1.5
Left Flare	(%)	7.2
Right Flare	(%)	**11.5**
Gutter Slope	(%)	**7.9**
Gutter XSlope	(%)	1.5
Gutter Lip	(in)	0.0
Truncated Domes	(y/n)	Non-Compliant
Dome Setback	(in)	**12.0**
Street Grade (Left / Right)	(%)	1.6 0.1
Stop/Yield Control:	(y/n)	No
Crosswalks Served:		No X-walk
Tee Intersection:	(y/n)	Yes
Vertical Curb:		Vertical





***Total Costs for Curb Ramps at :* Rose Ave *and* Larkin Ave** **$20,000.00**

NE Curb Ramp Required

783 Access Route

- *As-Built Description:*
  Curb ramp or blended transition not provided where a pedestrian access route crosses a curb.
- *Proposed Solution:*
  Provide a parallel curb ramp, including detectable warning surfaces, and top and bottom landings as required.

CBC 2007 **1127B.5.1**
ADAAG **4.7.1**
PROWAG **R207.1**

Unit Cost **$7000.00**

Priority
18

		LEFT	RIGHT
Width of Ramp / Pad	(in)	N/A	N/A
Slope of the Ramp / Pad	(%)	N/A	N/A
X Slope of the Ramp / Pad	(%)	N/A	N/A
Stop/Yield Control:	(y/n)	No	
Crosswalks Served:		No X-walk	
Tee Intersection:	(y/n)	Yes	
Vertical Curb:		Vertical	



SE Perpendicular

784 Ramp Landing

- *As-Built Description:*

Top landing at existing perpendicular curb ramp or blended transition is less than 48" x 48" (60" length x ramp width preferred).

- *As-is* 47.0"
- *Proposed Solution:*

Demolish existing and provide new, parallel curb ramp, including detectable warning surfaces, and top and bottom landings as required.

CBC 2016 **11B-406.5.3**
CBC 2007 **1127B.5.4**
ADAAG **4.8.4**
ADA-2010 **405.7**
PROWAG **R304.2.1**

Unit Cost **$7000.00**

Priority
35

Width of Ramp / Pad	(in)	**47.0**
Length of Ramp / Pad	(in)	72.0
Slope of the Ramp / Pad	(%)	5.3
X Slope of the Ramp / Pad	(%)	**2.6**
Top Landing Length	(in)	**47.0**
Top Landing Slope	(%)	1.6
Top Landing X Slope	(%)	1.0
Left Flare	(%)	7.7
Right Flare	(%)	5.5
Gutter Slope	(%)	**9.0**
Gutter XSlope	(%)	0.5
Gutter Lip	(in)	0.0
Truncated Domes	(y/n)	**Not Contrasting**
Dome Setback	(in)	6.0
Street Grade (Left / Right)	(%)	0.1 1.6
Stop/Yield Control:	(y/n)	Yes-Stop Sign
Crosswalks Served:		No X-walk
Tee Intersection:	(y/n)	Yes
Vertical Curb:		Vertical





SW Perpendicular

785 Ramp Landing

- *As-Built Description:*

Top landing at existing perpendicular curb ramp or blended transition is less than 48" x 48" (60" length x ramp width preferred).

- *As-is* 46.0"
- *Proposed Solution:*

Demolish existing and provide new, parallel curb ramp, including detectable warning surfaces, and top and bottom landings as required.

CBC 2016 **11B-406.5.3**
CBC 2007 **1127B.5.4**
ADAAG **4.8.4**
ADA-2010 **405.7**
PROWAG **R304.2.1**

Unit Cost **$7000.00**

Priority
35

Width of Ramp / Pad	(in)	**47.0**
Length of Ramp / Pad	(in)	62.0
Slope of the Ramp / Pad	(%)	**8.6**
X Slope of the Ramp / Pad	(%)	0.6
Top Landing Length	(in)	**46.0**
Top Landing Slope	(%)	1.1
Top Landing X Slope	(%)	0.4
Left Flare	(%)	7.9
Right Flare	(%)	8.1
Gutter Slope	(%)	**9.1**
Gutter XSlope	(%)	0.6
Gutter Lip	(in)	0.0
Truncated Domes	(y/n)	**Not Contrasting**
Dome Setback	(in)	**9.0**
Street Grade (Left / Right)	(%)	0.0 0.2
Stop/Yield Control:	(y/n)	No
Crosswalks Served:		No X-walk
Tee Intersection:	(y/n)	Yes
Vertical Curb:		Vertical





Total Costs for Curb Ramps at : Rose Ave and Phillip Way **$21,000.00**

Total Costs for Curb Ramps along : Rose Ave **$41,000.00**

Year Completed	Intersection ID	Survey Street	Cross Street
TBD	335	S Fig Tree Blvd	S Montgomery Lake Way

Orientation & ID #	Ramp Type	Existing Access Barrier and Proposed Solution	Codes / Mitigation Info	Measurements

NW Parallel

343 Ramp Cross Slope

- *As-Built Description:*
  Cross slope of existing parallel curb ramp exceeds 2%.
- *As-is* Right: 2.5%
- *Proposed Solution:*
  Demolish existing and provide new parallel curb ramp including detectable warning surfaces, and top and bottom landings as required.

CBC 2016 **11B-406.5.7**
ADAAG **4.8.6**
PROWAG **R304.5.3**

Unit Cost **$7000.00**

Priority
18.5





		LEFT	RIGHT
Width of Ramp / Pad	(in)	65.0	64.5
Length of Ramp / Pad	(in)	82.0	110.0
Slope of the Ramp / Pad	(%)	5.5	8.2
X Slope of the Ramp / Pad	(%)	0.5	**2.5**
Top Landing Length	(in)	48.0	48.0
Top Landing Slope	(%)	**4.7**	0.5
Top Landing X Slope	(%)	1.6	2.0
Bottom Landing Length	(in)	48.0	
Bottom Landing Slope	(%)	0.7	
Bottom Landing X Slope	(%)	**3.9**	
Gutter Slope	(%)	**5.5**	
Gutter XSlope	(%)	0.9	
Gutter Lip	(in)	0.0	
Truncated Domes	(y/n)	YES	
Dome Setback	(in)	**6.0**	
Street Grade (Left / Right)	(%)	2.1	3.2
Stop/Yield Control:	(y/n)	No	
Within Crosswalk	(y/n)	YES	
Crosswalks Served:		1 X-walk	
Tee Intersection:	(y/n)	No	
Vertical Curb:		Vertical	

SW No Sidewalk, Curb Ramp Not Required

344 Pedestrian Access Route

- *As-Built Description:*
  No curb, curb ramp, or sidewalk provided. Pedestrian access route is along the vehicular lane and is not separated by a curb or other cane detectable warning.
- *Proposed Solution:*
  When curb or sidewalk is installed along either street, provide accessible curb ramp.

CBC 2007 **1127B.5.1**
ADAAG **4.7.1**
PROWAG **R304.1**

Unit Cost **$0.00**

Priority
18



		LEFT	RIGHT
Width of Ramp / Pad	(in)	N/A	N/A
Slope of the Ramp / Pad	(%)	N/A	N/A
X Slope of the Ramp / Pad	(%)	N/A	N/A
Stop/Yield Control:	(y/n)	No	
Crosswalks Served:		1 X-walk	
Tee Intersection:	(y/n)	No	
Vertical Curb:		Vertical	

Total Costs for Curb Ramps at : **S Fig Tree Blvd** ***and*** **S Montgomery Lake Way** **$7,000.00**

Total Costs for Curb Ramps along : **S Fig Tree Blvd** **$7,000.00**

Year Completed	Intersection ID	Survey Street	Cross Street
TBD	336	S Genoa Lake Way	S Montgomery Lake Way

Orientation & ID #	Ramp Type	Existing Access Barrier and Proposed Solution	Codes / Mitigation Info	Measurements

E — No Sidewalk, Curb Ramp Not Required

342 Pedestrian Access Route

- *As-Built Description:*
  No curb, curb ramp, or sidewalk provided. Pedestrian access route is along the vehicular lane and is not separated by a curb or other cane detectable warning.
- *Proposed Solution:*
  When curb or sidewalk is installed along either street, provide accessible curb ramp.

CBC 2007 **1127B.5.1**
ADAAG **4.7.1**
PROWAG **R304.1**

Unit Cost **$0.00**

Priority
28

		LEFT	RIGHT
Width of Ramp / Pad	(in)	N/A	N/A
Slope of the Ramp / Pad	(%)	N/A	N/A
X Slope of the Ramp / Pad	(%)	N/A	N/A

Stop/Yield Control:	(y/n)	Yes-Stop Sign
Crosswalks Served:		1 X-walk
Tee Intersection:	(y/n)	Yes
Vertical Curb:		Vertical



N — Perpendicular

340 Gutter

- *As-Built Description:*
  The slope of the gutter area or street at the foot of a curb ramp, blended transition, pedestrian pad, or island cut through exceeds 1:20 (5%) in the direction of the pedestrian crossing.
- *As-is* 8.7%
- *Proposed Solution:*
  Demolish gutter or street area as required and provide 48" x 48" area at foot of curb ramp, blended transition, pedestrian pad, or island cut through with slope no greater than 5%.

CBC 2016 **11B-406.5.8**
CBC 2007 **1127B.5.3**
ADAAG **4.7.2**
ADA-2010 **406.2**
PROWAG **R304.5.4**

Unit Cost **$3000.00**

Priority
25.5

Width of Ramp / Pad	(in)	48.0
Length of Ramp / Pad	(in)	85.0
Slope of the Ramp / Pad	(%)	6.3
X Slope of the Ramp / Pad	(%)	0.9
Top Landing Length	(in)	48.0
Top Landing Slope	(%)	1.2
Top Landing X Slope	(%)	1.4

Left Flare	(%)	8.2
Right Flare	(%)	5.7
Gutter Slope	(%)	**8.7**
Gutter XSlope	(%)	1.1
Gutter Lip	(in)	0.0
Truncated Domes	(y/n)	YES
Dome Setback	(in)	6.0

Street Grade (Left / Right)	(%)	1.3	2.6
Stop/Yield Control:	(y/n)	Yes-Stop Sign	
Within Crosswalk	(y/n)	YES	
Crosswalks Served:		2 X-walk	
Tee Intersection:	(y/n)	Yes	
Vertical Curb:		Vertical	





W Parallel

341 Gutter

- *As-Built Description:*

The slope of the gutter area or street at the foot of a curb ramp, blended transition, pedestrian pad, or island cut through exceeds 1:20 (5%) in the direction of the pedestrian crossing.

- *As-is* 13.7%
- *Proposed Solution:*

Demolish gutter or street area as required and provide 48" x 48" area at foot of curb ramp, blended transition, pedestrian pad, or island cut through with slope no greater than 5%.

CBC 2016 **11B-406.5.8**
CBC 2007 **1127B.5.3**
ADAAG **4.7.2**
ADA-2010 **406.2**
PROWAG **R304.5.4**

Unit Cost **$3000.00**

Priority
24





		LEFT	RIGHT
Width of Ramp / Pad	(in)	90.0	90.0
Length of Ramp / Pad	(in)	85.0	75.0
Slope of the Ramp / Pad	(%)	7.9	6.7
X Slope of the Ramp / Pad	(%)	1.3	1.6
Top Landing Length	(in)	48.0	48.0
Top Landing Slope	(%)	0.9	0.5
Top Landing X Slope	(%)	1.4	1.8
Bottom Landing Length	(in)	48.0	
Bottom Landing Slope	(%)	1.2	
Bottom Landing X Slope	(%)	0.1	
Gutter Slope	(%)	**13.7**	
Gutter XSlope	(%)	0.3	
Gutter Lip	(in)	0.0	
Truncated Domes	(y/n)	YES	
Dome Setback	(in)	**6.0**	
Street Grade (Left / Right)	(%)	0.4	N/A
Stop/Yield Control:	(y/n)	Yes-Stop Sign	
Within Crosswalk	(y/n)	YES	
Crosswalks Served:		1 X-walk	
Tee Intersection:	(y/n)	Yes	
Vertical Curb:		Vertical	

Total Costs for Curb Ramps at : **S Genoa Lake Way** ***and*** **S Montgomery Lake Way** **$6,000.00**

Total Costs for Curb Ramps along : **S Genoa Lake Way** **$6,000.00**

Year Completed	Intersection ID	Survey Street	Cross Street
TBD	389	Santa Cruz Blvd	Elm Ave

Orientation & ID #	Ramp Type	Existing Access Barrier and Proposed Solution	Codes / Mitigation Info	Measurements

NE Perpendicular

827 Ramp Transition

- *As-Built Description:*
  Flush transition from ramp to gutter not provided.
- *As-is* 0.5"
- *Proposed Solution:*
  Modify elements (ramp, gutter, landing, route) as required to provide flush transition from ramp to gutter.

CBC 2016 **11B-406.5.8**
CBC 2007 **1127B.5.3**
ADAAG **4.7.2**
PROWAG **R304.5.2**

Unit Cost **$2500.00**

Priority
9





Width of Ramp / Pad	(in)	48.0
Length of Ramp / Pad	(in)	82.0
Slope of the Ramp / Pad	(%)	5.3
X Slope of the Ramp / Pad	(%)	0.5
Top Landing Length	(in)	49.0
Top Landing Slope	(%)	1.0
Top Landing X Slope	(%)	0.4
Left Flare	(%)	7.0
Right Flare	(%)	7.1
Gutter Slope	(%)	0.5
Gutter XSlope	(%)	1.3
Gutter Lip	(in)	**0.5**
Truncated Domes	(y/n)	Non-Compliant
Dome Setback	(in)	**9.0**
Street Grade (Left / Right)	(%)	0.2 0.6
Stop/Yield Control:	(y/n)	Yes-Stop Sign
Within Crosswalk		**<48"**
Crosswalks Served:	(y/n)	1 X-walk
Tee Intersection:		No
Vertical Curb:		Vertical

NW Perpendicular

826 Ramp Transition

- *As-Built Description:*
  Flush transition from ramp to gutter not provided.
- *As-is* 0.25"
- *Proposed Solution:*
  Modify elements (ramp, gutter, landing, route) as required to provide flush transition from ramp to gutter.

CBC 2016 **11B-406.5.8**
CBC 2007 **1127B.5.3**
ADAAG **4.7.2**
PROWAG **R304.5.2**

Unit Cost **$2500.00**

Priority
9





Width of Ramp / Pad	(in)	48.0
Length of Ramp / Pad	(in)	74.0
Slope of the Ramp / Pad	(%)	7.1
X Slope of the Ramp / Pad	(%)	0.2
Top Landing Length	(in)	48.0
Top Landing Slope	(%)	1.5
Top Landing X Slope	(%)	0.0
Left Flare	(%)	10.0
Right Flare	(%)	5.7
Gutter Slope	(%)	1.1
Gutter XSlope	(%)	0.1
Gutter Lip	(in)	**0.25**
Truncated Domes	(y/n)	Non-Compliant
Dome Setback	(in)	**10.0**
Street Grade (Left / Right)	(%)	0.3 0.1
Stop/Yield Control:	(y/n)	No
Within Crosswalk		**<48"**
Crosswalks Served:	(y/n)	1 X-walk
Tee Intersection:		No
Vertical Curb:		Vertical

SE Perpendicular

828 Ramp Transition

- *As-Built Description:*

Flush transition from ramp to gutter not provided.

- *As-is* 0.25"
- *Proposed Solution:*

Modify elements (ramp, gutter, landing, route) as required to provide flush transition from ramp to gutter.

CBC 2016 **11B-406.5.8**
CBC 2007 **1127B.5.3**
ADAAG **4.7.2**
PROWAG **R304.5.2**

Unit Cost **$2500.00**

Priority
9





Width of Ramp / Pad	(in)	48.0
Length of Ramp / Pad	(in)	82.0
Slope of the Ramp / Pad	(%)	5.2
X Slope of the Ramp / Pad	(%)	1.6
Top Landing Length	(in)	48.0
Top Landing Slope	(%)	0.9
Top Landing X Slope	(%)	1.5
Left Flare	(%)	8.4
Right Flare	(%)	6.6
Gutter Slope	(%)	1.4
Gutter XSlope	(%)	0.1
Gutter Lip	(in)	**0.25**
Truncated Domes	(y/n)	Non-Compliant
Dome Setback	(in)	**10.0**
Street Grade (Left / Right)	(%)	1.8 0.3
Stop/Yield Control:	(y/n)	No
Within Crosswalk		**<48"**
Crosswalks Served:	(y/n)	1 X-walk
Tee Intersection:		No
Vertical Curb:		Vertical

SW Perpendicular

825 Ramp Transition

- *As-Built Description:*

Flush transition from ramp to gutter not provided.

- *As-is* 0.5"
- *Proposed Solution:*

Modify elements (ramp, gutter, landing, route) as required to provide flush transition from ramp to gutter.

CBC 2016 **11B-406.5.8**
CBC 2007 **1127B.5.3**
ADAAG **4.7.2**
PROWAG **R304.5.2**

Unit Cost **$2500.00**

Priority
9





Width of Ramp / Pad	(in)	48.0
Length of Ramp / Pad	(in)	80.0
Slope of the Ramp / Pad	(%)	6.3
X Slope of the Ramp / Pad	(%)	0.2
Top Landing Length	(in)	49.0
Top Landing Slope	(%)	1.6
Top Landing X Slope	(%)	1.1
Left Flare	(%)	5.4
Right Flare	(%)	8.0
Gutter Slope	(%)	1.8
Gutter XSlope	(%)	1.2
Gutter Lip	(in)	**0.5**
Truncated Domes	(y/n)	Non-Compliant
Dome Setback	(in)	**1.0**
Street Grade (Left / Right)	(%)	0.5 2.2
Stop/Yield Control:	(y/n)	Yes-Stop Sign
Within Crosswalk	(y/n)	YES
Crosswalks Served:		1 X-walk
Tee Intersection:	(y/n)	No
Vertical Curb:		Vertical

Total Costs for Curb Ramps at : **Santa Cruz Blvd** ***and*** **Elm Ave** **$10,000.00**

NE Curb Ramp Required

824 Access Route

- *As-Built Description:*

Curb ramp or blended transition not provided where a pedestrian access route crosses a curb.

- *Proposed Solution:*

Provide a parallel curb ramp, including detectable warning surfaces, and top and bottom landings as required.

CBC 2007 **1127B.5.1**
ADAAG **4.7.1**
PROWAG **R207.1**

Unit Cost **$7000.00**

Priority
8

		LEFT	RIGHT
Width of Ramp / Pad	(in)	N/A	N/A
Slope of the Ramp / Pad	(%)	N/A	N/A
X Slope of the Ramp / Pad	(%)	N/A	N/A

Stop/Yield Control:	(y/n)	No
Crosswalks Served:		No X-walk
Tee Intersection:	(y/n)	Yes
Vertical Curb:		Vertical



NW Perpendicular

823 Ramp Landing

- *As-Built Description:*

Top landing at existing perpendicular curb ramp or blended transition is less than 48" x 48" (60" length x ramp width preferred).

- *As-is* 47.0"
- *Proposed Solution:*

Demolish existing and provide new, parallel curb ramp, including detectable warning surfaces, and top and bottom landings as required.

CBC 2016 **11B-406.5.3**
CBC 2007 **1127B.5.4**
ADAAG **4.8.4**
ADA-2010 **405.7**
PROWAG **R304.2.1**

Unit Cost **$7000.00**

Priority
11.25

Width of Ramp / Pad	(in)	48.0
Length of Ramp / Pad	(in)	83.0
Slope of the Ramp / Pad	(%)	5.5
X Slope of the Ramp / Pad	(%)	0.4
Top Landing Length	(in)	**47.0**
Top Landing Slope	(%)	1.6
Top Landing X Slope	(%)	1.4

Left Flare	(%)	7.7
Right Flare	(%)	6.6
Gutter Slope	(%)	1.2
Gutter XSlope	(%)	0.2
Gutter Lip	(in)	**0.25**
Truncated Domes	(y/n)	Non-Compliant
Dome Setback	(in)	**9.0**

Street Grade (Left / Right)	(%)	2.0	0.7
Stop/Yield Control:	(y/n)	No	
Within Crosswalk	(y/n)	YES	
Crosswalks Served:		1 X-walk	
Tee Intersection:	(y/n)	Yes	
Vertical Curb:		Vertical	





SW Perpendicular

822 Ramp Transition

- *As-Built Description:*
  Flush transition from ramp to gutter not provided.
- *As-is* 0.5"
- *Proposed Solution:*
  Modify elements (ramp, gutter, landing, route) as required to provide flush transition from ramp to gutter.

CBC 2016 **11B-406.5.8**
CBC 2007 **1127B.5.3**
ADAAG **4.7.2**
PROWAG **R304.5.2**

Unit Cost **$2500.00**

Priority
9





Width of Ramp / Pad	(in)	48.0
Length of Ramp / Pad	(in)	85.0
Slope of the Ramp / Pad	(%)	5.0
X Slope of the Ramp / Pad	(%)	0.0
Top Landing Length	(in)	48.0
Top Landing Slope	(%)	1.1
Top Landing X Slope	(%)	1.2
Left Flare	(%)	8.0
Right Flare	(%)	7.4
Gutter Slope	(%)	2.7
Gutter XSlope	(%)	1.8
Gutter Lip	(in)	**0.5**
Truncated Domes	(y/n)	Non-Compliant
Dome Setback	(in)	**9.0**
Street Grade (Left / Right)	(%)	0.9 2.3
Stop/Yield Control:	(y/n)	Yes-Stop Sign
Within Crosswalk		**<48"**
Crosswalks Served:	(y/n)	1 X-walk
Tee Intersection:		Yes
Vertical Curb:		Vertical

Total Costs for Curb Ramps at : Santa Cruz Blvd *and* Englewood Ave **$16,500.00**

NE Perpendicular

850 Gutter

- *As-Built Description:*
  The slope of the gutter area or street at the foot of a curb ramp, blended transition, pedestrian pad, or island cut through exceeds 1:20 (5%) in the direction of the pedestrian crossing.
- *As-is* 6.1%
- *Proposed Solution:*
  Demolish gutter or street area as required and provide 48" x 48" area at foot of curb ramp, blended transition, pedestrian pad, or island cut through with slope no greater than 5%.

CBC 2016 **11B-406.5.8**
CBC 2007 **1127B.5.3**
ADAAG **4.7.2**
ADA-2010 **406.2**
PROWAG **R304.5.4**

Unit Cost **$3000.00**

Priority
23





Width of Ramp / Pad	(in)	51.0
Length of Ramp / Pad	(in)	70.0
Slope of the Ramp / Pad	(%)	7.9
X Slope of the Ramp / Pad	(%)	0.8
Top Landing Length	(in)	60.0
Top Landing Slope	(%)	1.3
Top Landing X Slope	(%)	1.2
Left Flare	(%)	7.7
Right Flare	(%)	7.1
Gutter Slope	(%)	**6.1**
Gutter XSlope	(%)	0.1
Gutter Lip	(in)	0.0
Truncated Domes	(y/n)	**Not Contrasting**
Dome Setback	(in)	8.0
Street Grade (Left / Right)	(%)	2.7 1.6
Stop/Yield Control:	(y/n)	Yes-Stop Sign
Within Crosswalk		**<48"**
Crosswalks Served:	(y/n)	1 X-walk
Tee Intersection:		No
Vertical Curb:		Vertical

NW Perpendicular

851 Ramp Slope

- *As-Built Description:*
  Cross slope of an existing perpendicular curb ramp exceeds 1:48 (2%).
- *As-is* 3.2%
- *Proposed Solution:*
  Demolish existing and provide new, perpendicular curb ramp, including detectable warning surfaces, and top and bottom landings as required.

CBC 2016 **11B-406.5.7**
CBC 2007 **1133B.5.3.1**
ADAAG **4.8.6**
ADA-2010 **405.3**
PROWAG **R304.5.3**

Unit Cost **$6500.00**

Priority
31.5




Width of Ramp / Pad	(in)	52.0
Length of Ramp / Pad	(in)	80.0
Slope of the Ramp / Pad	(%)	6.9
X Slope of the Ramp / Pad	(%)	**3.2**
Top Landing Length	(in)	48.0
Top Landing Slope	(%)	1.3
Top Landing X Slope	(%)	2.0
Left Flare	(%)	9.2
Right Flare	(%)	6.5
Gutter Slope	(%)	**7.2**
Gutter XSlope	(%)	1.2
Gutter Lip	(in)	**0.25**
Truncated Domes	(y/n)	**Not Contrasting**
Dome Setback	(in)	8.0
Street Grade (Left / Right)	(%)	0.4 1.9
Stop/Yield Control:	(y/n)	No
Within Crosswalk		**<48"**
Crosswalks Served:	(y/n)	1 X-walk
Tee Intersection:		No
Vertical Curb:		Vertical

SE Perpendicular

849 Ramp Slope

- *As-Built Description:*
  Running slope of existing perpendicular curb ramp is less than 5% or greater than 8.3%.
- *As-is* 10.5%
- *Proposed Solution:*
  Demolish existing and provide new, perpendicular curb ramp, including detectable warning surfaces, and top and bottom landings as required.

CBC 2016 **11B-406.2.1**
CBC 2007 **1127B.5.3**
ADAAG **4.7.2; 4.8.2**
ADA-2010 **405.2**
PROWAG **R304.2.2**

Unit Cost **$6500.00**

Priority
43




Width of Ramp / Pad	(in)	48.0
Length of Ramp / Pad	(in)	65.0
Slope of the Ramp / Pad	(%)	**10.5**
X Slope of the Ramp / Pad	(%)	**4.8**
Top Landing Length	(in)	56.0
Top Landing Slope	(%)	1.7
Top Landing X Slope	(%)	**4.8**
Left Flare	(%)	**11.0**
Right Flare	(%)	7.0
Gutter Slope	(%)	**6.2**
Gutter XSlope	(%)	1.9
Gutter Lip	(in)	**0.25**
Truncated Domes	(y/n)	Non-Compliant
Dome Setback	(in)	**12.0**
Street Grade (Left / Right)	(%)	0.2 1.4
Stop/Yield Control:	(y/n)	No
Within Crosswalk		**<48"**
Crosswalks Served:	(y/n)	1 X-walk
Tee Intersection:		No
Vertical Curb:		Vertical

SW Perpendicular

848 Ramp Slope

- *As-Built Description:*

  Running slope of existing perpendicular curb ramp is less than 5% or greater than 8.3%.

- *As-is* 8.5%
- *Proposed Solution:*

  Demolish existing and provide new, perpendicular curb ramp, including detectable warning surfaces, and top and bottom landings as required.

CBC 2016 **11B-406.2.1**
CBC 2007 **1127B.5.3**
ADAAG **4.7.2; 4.8.2**
ADA-2010 **405.2**
PROWAG **R304.2.2**

Unit Cost **$6500.00**

Priority

37.5

Width of Ramp / Pad	(in)	48.0
Length of Ramp / Pad	(in)	67.0
Slope of the Ramp / Pad	(%)	**8.5**
X Slope of the Ramp / Pad	(%)	1.9
Top Landing Length	(in)	58.0
Top Landing Slope	(%)	0.0
Top Landing X Slope	(%)	2.0
Left Flare	(%)	7.4
Right Flare	(%)	**12.2**
Gutter Slope	(%)	**10.8**
Gutter XSlope	(%)	0.9
Gutter Lip	(in)	**0.5**
Truncated Domes	(y/n)	Non-Compliant
Dome Setback	(in)	**11.0**
Street Grade (Left / Right)	(%)	2.8 0.6
Stop/Yield Control:	(y/n)	Yes-Stop Sign
Within Crosswalk		**<48"**
Crosswalks Served:	(y/n)	1 X-walk
Tee Intersection:		No
Vertical Curb:		Vertical





Total Costs for Curb Ramps at : **Santa Cruz Blvd** ***and*** **Rose Ave** **$22,500.00**

Total Costs for Curb Ramps along : **Santa Cruz Blvd** **$49,000.00**

Year Completed	Intersection ID	Survey Street	Cross Street
TBD	342	Truman Dr	Van Buren St

Orientation & ID #	Ramp Type	Existing Access Barrier and Proposed Solution	Codes / Mitigation Info	Measurements

E Curb Ramp Required

667 Access Route

- *As-Built Description:*
  Curb ramp or blended transition not provided where a pedestrian access route crosses a curb.
- *Proposed Solution:*
  Provide a parallel curb ramp, including detectable warning surfaces, and top and bottom landings as required.

CBC 2007 **1127B.5.1**
ADAAG **4.7.1**
PROWAG **R207.1**

Unit Cost **$7000.00**

Priority
8

		LEFT	RIGHT
Width of Ramp / Pad	(in)	N/A	N/A
Slope of the Ramp / Pad	(%)	N/A	N/A
X Slope of the Ramp / Pad	(%)	N/A	N/A
Stop/Yield Control:	(y/n)	No	
Crosswalks Served:		No X-walk	
Tee Intersection:	(y/n)	Yes	
Vertical Curb:		Vertical	



N Perpendicular

666 Ramp Slope

- *As-Built Description:*
  Running slope of existing perpendicular curb ramp is less than 5% or greater than 8.3%.
- *As-is* 9.6%
- *Proposed Solution:*
  Demolish existing and provide new, perpendicular curb ramp, including detectable warning surfaces, and top and bottom landings as required.

CBC 2016 **11B-406.2.1**
CBC 2007 **1127B.5.3**
ADAAG **4.7.2; 4.8.2**
ADA-2010 **405.2**
PROWAG **R304.2.2**

Unit Cost **$6500.00**

Priority
27

Width of Ramp / Pad	(in)	48.0	
Length of Ramp / Pad	(in)	60.0	
Slope of the Ramp / Pad	(%)	**9.6**	
X Slope of the Ramp / Pad	(%)	0.8	
Top Landing Length	(in)	48.0	
Top Landing Slope	(%)	**2.5**	
Top Landing X Slope	(%)	0.8	
Left Flare	(%)	10.0	
Right Flare	(%)	9.0	
Gutter Slope	(%)	**9.0**	
Gutter XSlope	(%)	0.9	
Gutter Lip	(in)	0.0	
Truncated Domes	(y/n)	**NO**	
Street Grade (Left / Right)	(%)	1.3	1.4
Stop/Yield Control:	(y/n)	No	
Crosswalks Served:		No X-walk	
Tee Intersection:	(y/n)	Yes	
Vertical Curb:		Vertical	





W Perpendicular

665 Ramp Slope

- *As-Built Description:*
  Running slope of existing perpendicular curb ramp is less than 5% or greater than 8.3%.
- *As-is* 10.6%
- *Proposed Solution:*
  Demolish existing and provide new, perpendicular curb ramp, including detectable warning surfaces, and top and bottom landings as required.

CBC 2016 **11B-406.2.1**
CBC 2007 **1127B.5.3**
ADAAG **4.7.2; 4.8.2**
ADA-2010 **405.2**
PROWAG **R304.2.2**

Unit Cost **$6500.00**

Priority
36

Width of Ramp / Pad	(in)	48.0
Length of Ramp / Pad	(in)	74.0
Slope of the Ramp / Pad	(%)	**10.6**
X Slope of the Ramp / Pad	(%)	**3.4**
Top Landing Length	(in)	48.0
Top Landing Slope	(%)	0.4
Top Landing X Slope	(%)	**2.4**
Left Flare	(%)	8.2
Right Flare	(%)	**10.3**
Gutter Slope	(%)	**7.5**
Gutter XSlope	(%)	1.2
Gutter Lip	(in)	0.0
Truncated Domes	(y/n)	**NO**
Street Grade (Left / Right)	(%)	0.6 2.6
Stop/Yield Control:	(y/n)	No
Crosswalks Served:		No X-walk
Tee Intersection:	(y/n)	Yes
Vertical Curb:		Vertical





Total Costs for Curb Ramps at : **Truman Dr** ***and*** **Van Buren St** **$20,000.00**

E Curb Ramp Required

596 Access Route

- *As-Built Description:*
  Curb ramp or blended transition not provided where a pedestrian access route crosses a curb.
- *Proposed Solution:*
  Provide a parallel curb ramp, including detectable warning surfaces, and top and bottom landings as required.

CBC 2007 **1127B.5.1**
ADAAG **4.7.1**
PROWAG **R207.1**

Unit Cost **$7000.00**

Priority
8

		LEFT	RIGHT
Width of Ramp / Pad	(in)	N/A	N/A
Slope of the Ramp / Pad	(%)	N/A	N/A
X Slope of the Ramp / Pad	(%)	N/A	N/A
Stop/Yield Control:	(y/n)	No	
Crosswalks Served:		No X-walk	
Tee Intersection:	(y/n)	Yes	
Vertical Curb:		Vertical	



N Perpendicular

598 Ramp Landing

- *As-Built Description:*

Top landing at existing perpendicular curb ramp or blended transition is less than 48" x 48" (60" length x ramp width preferred).

- *As-is* 0.0"
- *Proposed Solution:*

Demolish existing and provide new, parallel curb ramp, including detectable warning surfaces, and top and bottom landings as required.

CBC 2016 **11B-406.5.3**
CBC 2007 **1127B.5.4**
ADAAG **4.8.4**
ADA-2010 **405.7**
PROWAG **R304.2.1**

Unit Cost **$7000.00**

Priority
26

Width of Ramp / Pad	(in)	74.0
Length of Ramp / Pad	(in)	94.0
Slope of the Ramp / Pad	(%)	5.6
X Slope of the Ramp / Pad	(%)	1.3
Top Landing Length	(in)	**0.0**
Top Landing Slope	(%)	N/A
Top Landing X Slope	(%)	N/A
Left Flare	(%)	8.8
Right Flare	(%)	8.1
Gutter Slope	(%)	**5.6**
Gutter XSlope	(%)	0.6
Gutter Lip	(in)	0.0
Truncated Domes	(y/n)	**NO**
Street Grade (Left / Right)	(%)	5.8 0.2
Stop/Yield Control:	(y/n)	No
Crosswalks Served:		No X-walk
Tee Intersection:	(y/n)	Yes
Vertical Curb:		Vertical





W Perpendicular

597 Ramp Landing

- *As-Built Description:*

Top landing at existing perpendicular curb ramp or blended transition is less than 48" x 48" (60" length x ramp width preferred).

- *As-is* 0.0"
- *Proposed Solution:*

Demolish existing and provide new, parallel curb ramp, including detectable warning surfaces, and top and bottom landings as required.

CBC 2016 **11B-406.5.3**
CBC 2007 **1127B.5.4**
ADAAG **4.8.4**
ADA-2010 **405.7**
PROWAG **R304.2.1**

Unit Cost **$7000.00**

Priority
21

Width of Ramp / Pad	(in)	64.0
Length of Ramp / Pad	(in)	114.0
Slope of the Ramp / Pad	(%)	4.2
X Slope of the Ramp / Pad	(%)	0.1
Top Landing Length	(in)	**0.0**
Top Landing Slope	(%)	N/A
Top Landing X Slope	(%)	N/A
Left Flare	(%)	5.3
Right Flare	(%)	5.0
Gutter Slope	(%)	3.6
Gutter XSlope	(%)	1.7
Gutter Lip	(in)	0.0
Truncated Domes	(y/n)	**NO**
Street Grade (Left / Right)	(%)	0.3 0.1
Stop/Yield Control:	(y/n)	No
Crosswalks Served:		No X-walk
Tee Intersection:	(y/n)	Yes
Vertical Curb:		Vertical





Total Costs for Curb Ramps at : Truman Dr and Washington Dr **$21,000.00**

E Curb Ramp Required

600 Access Route

- *As-Built Description:*
  Curb ramp or blended transition not provided where a pedestrian access route crosses a curb.
- *Proposed Solution:*
  Provide a parallel curb ramp, including detectable warning surfaces, and top and bottom landings as required.

CBC 2007 **1127B.5.1**
ADAAG **4.7.1**
PROWAG **R207.1**

Unit Cost **$7000.00**

Priority
30

		LEFT	RIGHT
Width of Ramp / Pad	(in)	N/A	N/A
Slope of the Ramp / Pad	(%)	N/A	N/A
X Slope of the Ramp / Pad	(%)	N/A	N/A

Stop/Yield Control:	(y/n)	Yes-Stop Sign
Crosswalks Served:		No X-walk
Tee Intersection:	(y/n)	Yes
Vertical Curb:		Vertical



N Curb Ramp Required

601 Access Route

- *As-Built Description:*
  Curb ramp or blended transition not provided where a pedestrian access route crosses a curb.
- *Proposed Solution:*
  Provide a parallel curb ramp, including detectable warning surfaces, and top and bottom landings as required.

CBC 2007 **1127B.5.1**
ADAAG **4.7.1**
PROWAG **R207.1**

Unit Cost **$7000.00**

Priority
20

		LEFT	RIGHT
Width of Ramp / Pad	(in)	N/A	N/A
Slope of the Ramp / Pad	(%)	N/A	N/A
X Slope of the Ramp / Pad	(%)	N/A	N/A

Stop/Yield Control:	(y/n)	Yes-Stop Sign
Crosswalks Served:		No X-walk
Tee Intersection:	(y/n)	Yes
Vertical Curb:		Both



W No Sidewalk, Curb Ramp Not Required

599 Pedestrian Access Route

- *As-Built Description:*

  No curb, curb ramp, or sidewalk provided. Pedestrian access route is along the vehicular lane and is not separated by a curb or other cane detectable warning.

- *Proposed Solution:*

  When curb or sidewalk is installed along either street, provide accessible curb ramp.

CBC 2007 **1127B.5.1**
ADAAG **4.7.1**
PROWAG **R304.1**

Unit Cost **$0.00**

Priority
30

		LEFT	RIGHT
Width of Ramp / Pad	(in)	N/A	N/A
Slope of the Ramp / Pad	(%)	N/A	N/A
X Slope of the Ramp / Pad	(%)	N/A	N/A

Stop/Yield Control:	(y/n)	Yes-Stop Sign
Crosswalks Served:		No X-walk
Tee Intersection:	(y/n)	Yes
Vertical Curb:		Vertical



Total Costs for Curb Ramps at : **Truman Dr** ***and*** **Wilson Way** **$14,000.00**

Total Costs for Curb Ramps along : **Truman Dr** **$55,000.00**

Year Completed	Intersection ID	Survey Street	Cross Street
TBD	345	Vernal Dr	Washington Dr

Orientation & ID #	Ramp Type	Existing Access Barrier and Proposed Solution	Codes / Mitigation Info	Measurements

N Curb Ramp Required

618 Access Route

- *As-Built Description:*
  Curb ramp or blended transition not provided where a pedestrian access route crosses a curb.
- *Proposed Solution:*
  Provide a parallel curb ramp, including detectable warning surfaces, and top and bottom landings as required.

CBC 2007 **1127B.5.1**
ADAAG **4.7.1**
PROWAG **R207.1**

Unit Cost **$7000.00**

Priority
30

		LEFT	RIGHT
Width of Ramp / Pad	(in)	N/A	N/A
Slope of the Ramp / Pad	(%)	N/A	N/A
X Slope of the Ramp / Pad	(%)	N/A	N/A
Stop/Yield Control:	(y/n)	No	
Crosswalks Served:		No X-walk	
Tee Intersection:	(y/n)	No	
Vertical Curb:		Vertical	



S Perpendicular

619 Ramp Landing

- *As-Built Description:*
  Top landing at existing perpendicular curb ramp or blended transition is less than 48" x 48" (60" length x ramp width preferred).
- *As-is* 0.0"
- *Proposed Solution:*
  Demolish existing and provide new, parallel curb ramp, including detectable warning surfaces, and top and bottom landings as required.

CBC 2016 **11B-406.5.3**
CBC 2007 **1127B.5.4**
ADAAG **4.8.4**
ADA-2010 **405.7**
PROWAG **R304.2.1**

Unit Cost **$7000.00**

Priority
58

Width of Ramp / Pad	(in)	48.0	
Length of Ramp / Pad	(in)	106.0	
Slope of the Ramp / Pad	(%)	7.7	
X Slope of the Ramp / Pad	(%)	1.6	
Top Landing Length	(in)	**0.0**	
Top Landing Slope	(%)	N/A	
Top Landing X Slope	(%)	N/A	
Left Flare	(%)	**11.4**	
Right Flare	(%)	9.6	
Gutter Slope	(%)	**11.5**	
Gutter XSlope	(%)	1.2	
Gutter Lip	(in)	**0.5**	
Truncated Domes	(y/n)	**NO**	
Street Grade (Left / Right)	(%)	0.9	0.5
Stop/Yield Control:	(y/n)	No	
Crosswalks Served:		No X-walk	
Tee Intersection:	(y/n)	No	
Vertical Curb:		Vertical	





Total Costs for Curb Ramps at : Vernal Dr ***and*** Washington Dr **$14,000.00**

Total Costs for Curb Ramps along : Vernal Dr **$14,000.00**

Year Completed	Intersection ID	Survey Street	Cross Street
TBD	304	Washington Rd	Maple St

NE Perpendicular

812 Ramp Slope

- *As-Built Description:*
  Running slope of existing perpendicular curb ramp is less than 5% or greater than 8.3%.
- *As-is* 9.5%
- *Proposed Solution:*
  Demolish existing and provide new, perpendicular curb ramp, including detectable warning surfaces, and top and bottom landings as required.

CBC 2016 **11B-406.2.1**
CBC 2007 **1127B.5.3**
ADAAG **4.7.2; 4.8.2**
ADA-2010 **405.2**
PROWAG **R304.2.2**

Unit Cost **$6500.00**

Priority
74.5





Width of Ramp / Pad	(in)	54.0
Length of Ramp / Pad	(in)	68.0
Slope of the Ramp / Pad	(%)	**9.5**
X Slope of the Ramp / Pad	(%)	1.9
Top Landing Length	(in)	49.0
Top Landing Slope	(%)	0.4
Top Landing X Slope	(%)	1.6
Left Flare	(%)	9.4
Right Flare	(%)	8.5
Gutter Slope	(%)	**10.9**
Gutter XSlope	(%)	1.5
Gutter Lip	(in)	**0.75**
Truncated Domes	(y/n)	**NO**
Street Grade (Left / Right)	(%)	0.9 2.0
Stop/Yield Control:	(y/n)	No
Crosswalks Served:		No X-walk
Tee Intersection:	(y/n)	Yes
Vertical Curb:		Vertical

NW Perpendicular

813 Ramp Landing

- *As-Built Description:*
  Top landing at existing perpendicular curb ramp or blended transition is less than 48" x 48" (60" length x ramp width preferred).
- *As-is* 33.0"
- *Proposed Solution:*
  Demolish existing and provide new, parallel curb ramp, including detectable warning surfaces, and top and bottom landings as required.

CBC 2016 **11B-406.5.3**
CBC 2007 **1127B.5.4**
ADAAG **4.8.4**
ADA-2010 **405.7**
PROWAG **R304.2.1**

Unit Cost **$7000.00**

Priority
70





Width of Ramp / Pad	(in)	48.0
Length of Ramp / Pad	(in)	85.0
Slope of the Ramp / Pad	(%)	7.1
X Slope of the Ramp / Pad	(%)	0.9
Top Landing Length	(in)	**33.0**
Top Landing Slope	(%)	0.3
Top Landing X Slope	(%)	0.9
Left Flare	(%)	7.7
Right Flare	(%)	5.6
Gutter Slope	(%)	**6.2**
Gutter XSlope	(%)	0.9
Gutter Lip	(in)	0.0
Truncated Domes	(y/n)	Non-Compliant
Dome Setback	(in)	**10.0**
Street Grade (Left / Right)	(%)	1.6 1.3
Stop/Yield Control:	(y/n)	Yes-Stop Sign
Crosswalks Served:		No X-walk
Tee Intersection:	(y/n)	Yes
Vertical Curb:		Vertical

SW Parallel

814 Ramp Cross Slope

CBC 2016 **11B-406.5.7**
ADAAG **4.8.6**
PROWAG **R304.5.3**

- *As-Built Description:*
  Cross slope of existing parallel curb ramp exceeds 2%.
- *As-is* Right: 2.9%
- *Proposed Solution:*
  Demolish existing and provide new parallel curb ramp including detectable warning surfaces, and top and bottom landings as required.

Unit Cost **$7000.00**

Priority
65





		LEFT	RIGHT
Width of Ramp / Pad	(in)	49.0	49.0
Length of Ramp / Pad	(in)	85.0	89.0
Slope of the Ramp / Pad	(%)	6.3	5.6
X Slope of the Ramp / Pad	(%)	1.9	**2.9**
Top Landing Length	(in)	48.0	48.0
Top Landing Slope	(%)	1.0	0.2
Top Landing X Slope	(%)	**2.7**	**2.2**
Bottom Landing Length	(in)	48.0	
Bottom Landing Slope	(%)	1.9	
Bottom Landing X Slope	(%)	0.3	
Gutter Slope	(%)	**6.1**	
Gutter XSlope	(%)	0.0	
Gutter Lip	(in)	0.0	
Truncated Domes	(y/n)	Non-Compliant	
Dome Setback	(in)	**8.0**	
Street Grade (Left / Right)	(%)	0.1	N/A
Stop/Yield Control:	(y/n)	No	
Crosswalks Served:		No X-walk	
Tee Intersection:	(y/n)	Yes	
Vertical Curb:		Vertical	

Total Costs for Curb Ramps at : Washington Rd *and* Maple St **$20,500.00**

NE Perpendicular

820 Gutter

CBC 2016 **11B-406.5.8**
CBC 2007 **1127B.5.3**
ADAAG **4.7.2**
ADA-2010 **406.2**
PROWAG **R304.5.4**

- *As-Built Description:*
  The slope of the gutter area or street at the foot of a curb ramp, blended transition, pedestrian pad, or island cut through exceeds 1:20 (5%) in the direction of the pedestrian crossing.
- *As-is* 13.1%
- *Proposed Solution:*
  Demolish gutter or street area as required and provide 48" x 48" area at foot of curb ramp, blended transition, pedestrian pad, or island cut through with slope no greater than 5%.

Unit Cost **$3000.00**

Priority
22





Width of Ramp / Pad	(in)	48.0
Length of Ramp / Pad	(in)	82.0
Slope of the Ramp / Pad	(%)	7.8
X Slope of the Ramp / Pad	(%)	1.8
Top Landing Length	(in)	48.0
Top Landing Slope	(%)	1.6
Top Landing X Slope	(%)	1.1
Left Flare	(%)	6.0
Right Flare	(%)	9.3
Gutter Slope	(%)	**13.1**
Gutter XSlope	(%)	1.4
Gutter Lip	(in)	**1.5**
Truncated Domes	(y/n)	Non-Compliant
Dome Setback	(in)	**9.0**
Street Grade (Left / Right)	(%)	1.6 0.4
Stop/Yield Control:	(y/n)	No
Within Crosswalk		**<48"**
Crosswalks Served:	(y/n)	1 X-walk
Tee Intersection:		Yes
Vertical Curb:		Vertical

NW Perpendicular

821 Ramp Landing

- *As-Built Description:*

Top landing at existing perpendicular curb ramp or blended transition is less than 48" x 48" (60" length x ramp width preferred).

- *As-is* 47.0"
- *Proposed Solution:*

Demolish existing and provide new, parallel curb ramp, including detectable warning surfaces, and top and bottom landings as required.

CBC 2016 **11B-406.5.3**
CBC 2007 **1127B.5.4**
ADAAG **4.8.4**
ADA-2010 **405.7**
PROWAG **R304.2.1**

Unit Cost **$7000.00**

Priority
21.75

Width of Ramp / Pad	(in)	48.0
Length of Ramp / Pad	(in)	78.0
Slope of the Ramp / Pad	(%)	5.7
X Slope of the Ramp / Pad	(%)	0.2
Top Landing Length	(in)	**47.0**
Top Landing Slope	(%)	1.7
Top Landing X Slope	(%)	0.6
Left Flare	(%)	8.3
Right Flare	(%)	**11.0**
Gutter Slope	(%)	**8.5**
Gutter XSlope	(%)	0.1
Gutter Lip	(in)	0.0
Truncated Domes	(y/n)	Non-Compliant
Dome Setback	(in)	**9.0**
Street Grade (Left / Right)	(%)	0.1 0.6
Stop/Yield Control:	(y/n)	Yes-Stop Sign
Within Crosswalk		**<48"**
Crosswalks Served:	(y/n)	1 X-walk
Tee Intersection:		Yes
Vertical Curb:		Vertical





SE No Sidewalk, Curb Ramp Not Required

819 Pedestrian Access Route

- *As-Built Description:*

No curb, curb ramp, or sidewalk provided. Pedestrian access route is along the vehicular lane and is not separated by a curb or other cane detectable warning.

- *Proposed Solution:*

When curb or sidewalk is installed along either street, provide accessible curb ramp.

CBC 2007 **1127B.5.1**
ADAAG **4.7.1**
PROWAG **R304.1**

Unit Cost **$0.00**

Priority
18

		LEFT	RIGHT
Width of Ramp / Pad	(in)	N/A	N/A
Slope of the Ramp / Pad	(%)	N/A	N/A
X Slope of the Ramp / Pad	(%)	N/A	N/A
Stop/Yield Control:	(y/n)	No	
Crosswalks Served:		No X-walk	
Tee Intersection:	(y/n)	Yes	
Vertical Curb:		N/A	



Total Costs for Curb Ramps at : **Washington Rd** ***and*** **Santa Cruz Blvd** **$10,000.00**

NE Perpendicular

815 Ramp Landing

- *As-Built Description:*

Top landing at existing perpendicular curb ramp or blended transition is less than 48" x 48" (60" length x ramp width preferred).

- *As-is* 47.0"
- *Proposed Solution:*

Demolish existing and provide new, parallel curb ramp, including detectable warning surfaces, and top and bottom landings as required.

CBC 2016 **11B-406.5.3**
CBC 2007 **1127B.5.4**
ADAAG **4.8.4**
ADA-2010 **405.7**
PROWAG **R304.2.1**

Unit Cost **$7000.00**

Priority
56.75





Width of Ramp / Pad	(in)	48.0
Length of Ramp / Pad	(in)	88.0
Slope of the Ramp / Pad	(%)	**9.5**
X Slope of the Ramp / Pad	(%)	0.3
Top Landing Length	(in)	**47.0**
Top Landing Slope	(%)	1.8
Top Landing X Slope	(%)	0.5
Left Flare	(%)	7.0
Right Flare	(%)	7.5
Gutter Slope	(%)	**5.7**
Gutter XSlope	(%)	0.1
Gutter Lip	(in)	**1.0**
Truncated Domes	(y/n)	Non-Compliant
Dome Setback	(in)	**12.0**
Street Grade (Left / Right)	(%)	0.1 0.1
Stop/Yield Control:	(y/n)	No
Within Crosswalk	(y/n)	Faded
Crosswalks Served:		1 X-walk
Tee Intersection:	(y/n)	Yes
Vertical Curb:		Vertical

NW Perpendicular

816 Ramp Landing

- *As-Built Description:*

Running slope at top landing of existing perpendicular curb ramp exceeds the 1:48 (2%) maximum.

- *As-is* 2.7%
- *Proposed Solution:*

Demolish existing and provide new, perpendicular curb ramp, including detectable warning surfaces, and top and bottom landings as required.

CBC 2016 **11B-406.5.3**
CBC 2007 **1127B.5.4**
ADAAG **4.8.4; 4.8.6**
PROWAG **R304.2.2**

Unit Cost **$6500.00**

Priority
37.5





Width of Ramp / Pad	(in)	48.0
Length of Ramp / Pad	(in)	82.0
Slope of the Ramp / Pad	(%)	7.1
X Slope of the Ramp / Pad	(%)	0.2
Top Landing Length	(in)	48.0
Top Landing Slope	(%)	**2.7**
Top Landing X Slope	(%)	0.9
Left Flare	(%)	**10.5**
Right Flare	(%)	9.4
Gutter Slope	(%)	**10.4**
Gutter XSlope	(%)	0.7
Gutter Lip	(in)	**1.0**
Truncated Domes	(y/n)	Non-Compliant
Dome Setback	(in)	**12.0**
Street Grade (Left / Right)	(%)	1.1 1.5
Stop/Yield Control:	(y/n)	Yes-Stop Sign
Within Crosswalk	(y/n)	Faded
Crosswalks Served:		1 X-walk
Tee Intersection:	(y/n)	Yes
Vertical Curb:		Vertical

SE Perpendicular

818 Ramp Landing

- *As-Built Description:*

Running slope at top landing of existing perpendicular curb ramp exceeds the 1:48 (2%) maximum.

- *As-is* 2.3%
- *Proposed Solution:*

Demolish existing and provide new, perpendicular curb ramp, including detectable warning surfaces, and top and bottom landings as required.

CBC 2016 **11B-406.5.3**
CBC 2007 **1127B.5.4**
ADAAG **4.8.4; 4.8.6**
PROWAG **R304.2.2**

Unit Cost **$6500.00**

Priority

71.5





Width of Ramp / Pad	(in)	50.0
Length of Ramp / Pad	(in)	65.0
Slope of the Ramp / Pad	(%)	5.3
X Slope of the Ramp / Pad	(%)	0.4
Top Landing Length	(in)	60.0
Top Landing Slope	(%)	**2.3**
Top Landing X Slope	(%)	1.1
Left Flare	(%)	7.8
Right Flare	(%)	3.8
Gutter Slope	(%)	**9.0**
Gutter XSlope	(%)	0.2
Gutter Lip	(in)	**0.5**
Truncated Domes	(y/n)	**NO**
Street Grade (Left / Right)	(%)	0.7 1.4
Stop/Yield Control:	(y/n)	Yes-Stop Sign
Crosswalks Served:		No X-walk
Tee Intersection:	(y/n)	No
Vertical Curb:		Vertical

SW No Sidewalk, Curb Ramp Not Required

817 Pedestrian Access Route

- *As-Built Description:*

No curb, curb ramp, or sidewalk provided. Pedestrian access route is along the vehicular lane and is not separated by a curb or other cane detectable warning.

- *Proposed Solution:*

When curb or sidewalk is installed along either street, provide accessible curb ramp.

CBC 2007 **1127B.5.1**
ADAAG **4.7.1**
PROWAG **R304.1**

Unit Cost **$0.00**

Priority

28



		LEFT	RIGHT
Width of Ramp / Pad	(in)	N/A	N/A
Slope of the Ramp / Pad	(%)	N/A	N/A
X Slope of the Ramp / Pad	(%)	N/A	N/A
Stop/Yield Control:	(y/n)	No	
Crosswalks Served:		No X-walk	
Tee Intersection:	(y/n)	No	
Vertical Curb:		Vertical	

Total Costs for Curb Ramps at : Washington Rd and Shasta Ct **$20,000.00**

Total Costs for Curb Ramps along : Washington Rd **$50,500.00**

Grand Total for Curb Ramps: **$5,136,250.00**

City of Chowchilla

Appendix D: Pedestrian Signals

Access Compliance Survey Report

City of Chowchilla - Pedestrian Signals
August 2020
SSA Project # 19025

SALLY SWANSON
ARCHITECTS, INC.

TABLE OF CONTENTS

I. Access Compliance Assessment Report
    i. Report Navigation and Legend Abbreviations
    ii. Cost Summary

II. Survey Data for Pedestrian Signals
    i. Survey Data



NAVIGATION & LEGEND

NAVIGATION

1 2 3 4 5 6 7 8 9 10 11 12

City of Chowchilla — Access Compliance Assessment Report - Pedestrian Signals — **15th St**

Survey Street	Cross Street
15TH ST	ROBERTSON BLVD

ID	Orientation	Existing Access Barrier and Proposed Solution
4	SSE	Clear Floor Space

- *As-Built Description:*

The cross slope of the floor or ground surface at the pedestrian signal device exceed 1:48 (2%).

- *As-is Measurement:* 2.8%
- *Proposed Solution:*

Modify or repave the ground surface as necessary to provide slope (s) not exceeding the required 1:48 (2%) maximum in any direction.

Codes / Mitigation Info

ADAAG: **4.3.7**
ADA 2010: **302.1**
CBC 2016: **11B-302.1**
PROWAG: **R404.2**

Unit Cost **$7950.00**
Priority TBD

Measurements

Accessible Path	(y/n)	Yes
Clear Floor Space	(y/n)	Less
Clear Floor Slope	(%)	0.3
Clear Floor X Slope	(%)	**2.8**
Button Ht.	(in)	45.5
Button Reach	(in)	0.0
Button Diameter	(in)	2.0
Button Pressure	(lbs)	0.0
Closed Fist Operation	(y/n)	Yes
Visual Contrast	(y/n)	Yes
Contrasting Color Bands	(y/n)	**No**
Vibrotactile Feedback	(y/n)	**No**
Audible Walk Indicator	(y/n)	**No**
Button Locator Tone	(y/n)	**No**
Tactile Arrow	(y/n)	**No**
Within 5 ft from crosswalk	(y/n)	Yes
1.5 - 6.0 ft from curb	(y/n)	Yes
10 ft minimum separation		**>10ft**

- *Additional Items:*

Provide 2" wide color coding with 1" wide dark borders located directly above control button. Provide a tactile arrow aligned parallel to the crosswalk direction on the sign. Provide voice or tone audible indication of the WALK interval at the pedestrian signal device. Integrate the vibrotactile signal device with the pedestrian pushbutton. Provide a button locator tone.





1. **Locator Number:** Corresponds to a unique database record tied to the specific pedestrian signal which can be crossreferenced across this database and its corresponding FileMaker Pro and GIS databases.
2. **Orientation:** Corresponds to the specific corner/pedestrian signal in any given intersection, unique to each corner:
   - NW, SW, SE, and NE are the most commonly used directions;
   - NNE, ENE, ESE, SSE, SSW, WSW, WNW, and NNW identify individual pedestrian signal system in situations involving multiple signal systems at one corner;
   - I-NW, I-NE, I-SW, I-SE, etc, identify pedestrian signal systems located on medians and pedestrian refuge island.
3. **Survey Street:** Survey street name.
4. **As-Built Description:** Description of as-built barrier based on applicable accessibility codes.
5. **As-is Measurement:** Existing condition/dimension featured on the signal system measured as the most severe barrier on the particular signal.
6. **Proposed Solution:** Description of steps necessary to remove barrier and, if applicable, an interim solution or notes.
7. **Cross Street :** Cross/intersecting street name.
8. **Codes / Info:**
   - PROWAG: Guidelines to enforce Federal accessibility standards in the public rights-of-way.
   - ADAAG/ADA 2010: The Federal Standard for accessibility adopted by the Department of Justice.
   - MUTCD The FHWA standards for traffic signs, road surface markings, and signals.
   - CBC 2016 California Building Code
9. **Unit Cost:** Estimated cost specific solution per one unit. (The final cost of barrier removal may exceed this estimate based on the year of mitigation, design approach and chosen method of mitigation)
10. **Priority:** Priority number assigned to specific barrier based on priorization criteria which include: expected frequency of use and severity of the barrier. Measureed on a scale of 0 to 200, with 200 being the highest priority and 0 being the least.
11. **Ped. Signal Features:** Features of the pedestrian signal system measured to determine accessibility.
12. **Measurements:** Existing condition/dimension determined for each pedestrian signal system.
    - (in) measurement in inches
    - (%) measurement in percentage grade
    - **BOLD** text indicate non-compliant dimensions.
    - Normal text indicate compliant dimensions

LEGEND ABBREVIATIONS

ADA	Americans with Disabilities Act
ADAAG	ADA Accessibility Guidelines
CBC	California Building Code
E	East
Fig.	Figure
JOB	per one job (lump sum)
lbs.	Pounds
LF	Linear foot
MUTCD	Manual on Uniform Traffic Control Devices
N	North
NE	Northeast
NW	Northwest
NWn	Northwest: North side
NWs	Northwest: South side
POT	Path of travel
PROW	Public Right-of-Way
PROWAG	Public Right-of-Way Accesible Guidelines
Qty	Quantity
REF	Reference; Provided in locations with over-lapping issue; indicates no addition cost required for mitigation
S	South
SE	Southeast
SF	Square foot
SW	Southwest
TBD	To be determined
W	West

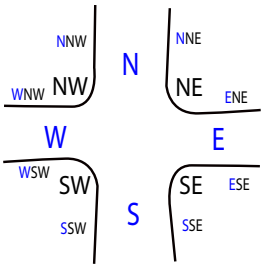



COST SUMMARY

Total Cost for Street: 11th St — $50,250.00

Intersection: | Orientation:

11th St and **Robertson Blvd** — **$50,250.00**

25	E	$7,950.00
31	N	$6,150.00
30	NW	$7,950.00
27	S	$6,150.00
26	SE	$7,950.00
28	SW	$6,150.00
29	W	$7,950.00

Total Cost for Street: 15th St — $61,800.00

Intersection: | Orientation:

15th St and **Robertson Blvd** — **$61,800.00**

2	ENE	$7,950.00
3	ESE	$7,950.00
1	NNE	$6,150.00
8	NNW	$7,950.00
4	SSE	$7,950.00
5	SSW	$7,950.00
7	WNW	$7,950.00
6	WSW	$7,950.00

Total Cost for Street: 5th St — $21,840.00

Intersection: | Orientation:

5th St and **Robertson Blvd** — **$21,840.00**

23	E	$2,730.00
21	N	$2,730.00
22	NE	$2,730.00
20	NW	$2,730.00
18	S	$2,730.00
24	SE	$2,730.00
17	SSE	$2,730.00
19	W	$2,730.00

Total Cost for Street: Chowchilla Blvd — $54,600.00

Intersection: | Orientation:

Chowchilla Blvd and **Robertson Blvd** — **$54,600.00**

12	E	$6,150.00
14	N	$7,950.00
13	NE	$7,950.00
15	NW	$7,950.00
9	S	$6,150.00
11	SE	$6,150.00
10	SW	$6,150.00
16	W	$6,150.00

Total Cost for City Pedestrian Signals:	**$188,490.00**



SURVEY DATA

Survey Street	Cross Street
11TH ST	**ROBERTSON BLVD**

ID	Orientation	Existing Access Barrier and Proposed Solution	Codes / Mitigation Info	Measurements

25 **E** Clear Floor Space

ADAAG: **4.3.7**
ADA 2010: **302.1**
CBC 2016: **11B-302.1**
PROWAG: **R404.2**

Unit Cost **$7950.00**

Priority
86.625

- *As-Built Description:*

The cross slope of the floor or ground surface at the pedestrian signal device exceed 1:48 (2%).

- *As-is Measurement:* 2.2%
- *Proposed Solution:*

Modify or repave the ground surface as necessary to provide slope (s) not exceeding the required 1:48 (2%) maximum in any direction.

- *Additional Items:*

Remount push button to between 42" min. and 48" max. height to center of button. Provide 2" wide color coding with 1" wide dark borders located directly above control button. Provide a tactile arrow aligned parallel to the crosswalk direction on the sign. Provide voice or tone audible indication of the WALK interval at the pedestrian signal device. Integrate the vibrotactile signal device with the pedestrian pushbutton. Provide a button locator tone.





Measurements		
Accessible Path	(y/n)	Yes
Clear Floor Space	(y/n)	Yes
Clear Floor Slope	(%)	0.3
Clear Floor X Slope	(%)	**2.2**
Button Ht.	(in)	36.0
Button Reach	(in)	0.0
Button Diameter	(in)	2.0
Button Pressure	(lbs)	1.0
Closed Fist Operation	(y/n)	Yes
Visual Contrast	(y/n)	Yes
Contrasting Color Bands	(y/n)	**No**
Vibrotactile Feedback	(y/n)	**No**
Audible Walk Indicator	(y/n)	**No**
Button Locator Tone	(y/n)	**No**
Tactile Arrow	(y/n)	**No**
Within 5 ft from crosswalk	(y/n)	Yes
1.5 - 6.0 ft from curb	(y/n)	Yes
10 ft minimum separation		N/A

31 **N** Push Button Reach Range

ADAAG: **4.2.5**
ADA 2010: **308.2.1**
CBC 2016: **11B-308.2.1**
PROWAG: **R406.2**
MUTCD: **4E.08.04F**
Unit Cost **$6150.00**

Priority
85

- *As-Built Description:*

Where a forward reach is unobstructed, the forward reach is less than 42" or more than 48" above the ground.

- *As-is Measurement:* 36.0"
- *Proposed Solution:*

Reposition the pedestrian signal device to be greater than 42" and less than 48" from the ground.

- *Additional Items:*

Provide 2" wide color coding with 1" wide dark borders located directly above control button. Provide a tactile arrow aligned parallel to the crosswalk direction on the sign. Provide voice or tone audible indication of the WALK interval at the pedestrian signal device. Integrate the vibrotactile signal device with the pedestrian pushbutton. Provide a button locator tone.





Measurements		
Accessible Path	(y/n)	Yes
Clear Floor Space	(y/n)	Yes
Clear Floor Slope	(%)	1.9
Clear Floor X Slope	(%)	0.8
Button Ht.	(in)	36.0
Button Reach	(in)	0.0
Button Diameter	(in)	2.0
Button Pressure	(lbs)	1.0
Closed Fist Operation	(y/n)	Yes
Visual Contrast	(y/n)	Yes
Contrasting Color Bands	(y/n)	**No**
Vibrotactile Feedback	(y/n)	**No**
Audible Walk Indicator	(y/n)	**No**
Button Locator Tone	(y/n)	**No**
Tactile Arrow	(y/n)	**No**
Within 5 ft from crosswalk	(y/n)	Yes
1.5 - 6.0 ft from curb	(y/n)	Yes
10 ft minimum separation		N/A

Survey Street	Cross Street
11TH ST	**ROBERTSON BLVD**

ID	Orientation	Existing Access Barrier and Proposed Solution	Codes / Mitigation Info	Measurements

30 **NW** Clear Floor Space

ADAAG: **4.3.7**
ADA 2010: **302.1**
CBC 2016: **11B-302.1**
PROWAG: **R404.2**

Unit Cost **$7950.00**

Priority
85.625

- *As-Built Description:*

The cross slope of the floor or ground surface at the pedestrian signal device exceed 1:48 (2%).

- *As-is Measurement:* 3.8%
- *Proposed Solution:*

Modify or repave the ground surface as necessary to provide slope (s) not exceeding the required 1:48 (2%) maximum in any direction.

- *Additional Items:*

Remount push button to between 42" min. and 48" max. height to center of button. Provide 2" wide color coding with 1" wide dark borders located directly above control button. Provide a tactile arrow aligned parallel to the crosswalk direction on the sign. Provide voice or tone audible indication of the WALK interval at the pedestrian signal device. Integrate the vibrotactile signal device with the pedestrian pushbutton. Provide a button locator tone.

Measurements		
Accessible Path	(y/n)	Yes
Clear Floor Space	(y/n)	Yes
Clear Floor Slope	(%)	0.8
Clear Floor X Slope	(%)	**3.8**
Button Ht.	(in)	36.0
Button Reach	(in)	0.0
Button Diameter	(in)	2.0
Button Pressure	(lbs)	1.0
Closed Fist Operation	(y/n)	Yes
Visual Contrast	(y/n)	Yes
Contrasting Color Bands	(y/n)	**No**
Vibrotactile Feedback	(y/n)	**No**
Audible Walk Indicator	(y/n)	**No**
Button Locator Tone	(y/n)	**No**
Tactile Arrow	(y/n)	**No**
Within 5 ft from crosswalk	(y/n)	Yes
1.5 - 6.0 ft from curb	(y/n)	Yes
10 ft minimum separation		**>10ft**





27 **S** Push Button Reach Range

ADAAG: **4.2.5**
ADA 2010: **308.2.1**
CBC 2016: **11B-308.2.1**
PROWAG: **R406.2**
MUTCD: **4E.08.04F**
Unit Cost **$6150.00**

Priority
87.5

- *As-Built Description:*

Where a forward reach is unobstructed, the forward reach is less than 42" or more than 48" above the ground.

- *As-is Measurement:* 36.0"
- *Proposed Solution:*

Reposition the pedestrian signal device to be greater than 42" and less than 48" from the ground.

- *Additional Items:*

Provide 2" wide color coding with 1" wide dark borders located directly above control button. Provide a tactile arrow aligned parallel to the crosswalk direction on the sign. Relocate the pedestrian signal device to be at least or greater than 10' from other pedestrian signal devices. Provide voice or tone audible indication of the WALK interval at the pedestrian signal device. Integrate the vibrotactile signal device with the pedestrian pushbutton. Provide 2" diameter push button. Provide a button locator tone.

Measurements		
Accessible Path	(y/n)	Yes
Clear Floor Space	(y/n)	Yes
Clear Floor Slope	(%)	0.5
Clear Floor X Slope	(%)	2.0
Button Ht.	(in)	36.0
Button Reach	(in)	6.0
Button Diameter	(in)	**0.5**
Button Pressure	(lbs)	1.0
Closed Fist Operation	(y/n)	Yes
Visual Contrast	(y/n)	Yes
Contrasting Color Bands	(y/n)	**No**
Vibrotactile Feedback	(y/n)	**No**
Audible Walk Indicator	(y/n)	**No**
Button Locator Tone	(y/n)	**No**
Tactile Arrow	(y/n)	**No**
Within 5 ft from crosswalk	(y/n)	Yes
1.5 - 6.0 ft from curb	(y/n)	Yes
10 ft minimum separation		<10ft





Survey Street	Cross Street
11TH ST	**ROBERTSON BLVD**

ID	Orientation	Existing Access Barrier and Proposed Solution	Codes / Mitigation Info	Measurements

26 **SE** Clear Floor Space

ADAAG: **4.3.7**
ADA 2010: **305.1**
CBC 2016: **11B-305.1**
PROWAG: **R404.2**

Unit Cost **$7950.00**

Priority
82.625

- *As-Built Description:*

The slope of the floor or ground surface at the pedestrian signal device exceed 1:48 (2%).

- *As-is Measurement:* 3.5%
- *Proposed Solution:*

Modify or repave the ground surface as necessary to provide slope (s) not exceeding the required 1:48 (2%) maximum in any direction.

- *Additional Items:*

Remount push button to between 42" min. and 48" max. height to center of button. Provide 2" wide color coding with 1" wide dark borders located directly above control button. Provide a tactile arrow aligned parallel to the crosswalk direction on the sign. Relocate the pedestrian signal device to be at least or greater than 10' from other pedestrian signal devices. Provide voice or tone audible indication of the WALK interval at the pedestrian signal device. Integrate the vibrotactile signal device with the pedestrian pushbutton. Provide a button locator tone.

Measurements		
Accessible Path	(y/n)	Yes
Clear Floor Space	(y/n)	Yes
Clear Floor Slope	(%)	**3.5**
Clear Floor X Slope	(%)	0.5
Button Ht.	(in)	36.0
Button Reach	(in)	5.0
Button Diameter	(in)	2.0
Button Pressure	(lbs)	1.0
Closed Fist Operation	(y/n)	Yes
Visual Contrast	(y/n)	Yes
Contrasting Color Bands	(y/n)	**No**
Vibrotactile Feedback	(y/n)	**No**
Audible Walk Indicator	(y/n)	**No**
Button Locator Tone	(y/n)	**No**
Tactile Arrow	(y/n)	**No**
Within 5 ft from crosswalk	(y/n)	Yes
1.5 - 6.0 ft from curb	(y/n)	Yes
10 ft minimum separation		<10ft





28 **SW** Push Button Reach Range

ADAAG: **4.2.5**
ADA 2010: **308.2.1**
CBC 2016: **11B-308.2.1**
PROWAG: **R406.2**
MUTCD: **4E.08.04F**
Unit Cost **$6150.00**

Priority
84

- *As-Built Description:*

Where a forward reach is unobstructed, the forward reach is less than 42" or more than 48" above the ground.

- *As-is Measurement:* 36.0"
- *Proposed Solution:*

Reposition the pedestrian signal device to be greater than 42" and less than 48" from the ground.

- *Additional Items:*

Provide 2" wide color coding with 1" wide dark borders located directly above control button. Provide a tactile arrow aligned parallel to the crosswalk direction on the sign. Provide voice or tone audible indication of the WALK interval at the pedestrian signal device. Integrate the vibrotactile signal device with the pedestrian pushbutton. Provide a button locator tone.

Measurements		
Accessible Path	(y/n)	Yes
Clear Floor Space	(y/n)	Yes
Clear Floor Slope	(%)	0.5
Clear Floor X Slope	(%)	2.0
Button Ht.	(in)	36.0
Button Reach	(in)	0.0
Button Diameter	(in)	2.0
Button Pressure	(lbs)	1.0
Closed Fist Operation	(y/n)	Yes
Visual Contrast	(y/n)	Yes
Contrasting Color Bands	(y/n)	**No**
Vibrotactile Feedback	(y/n)	**No**
Audible Walk Indicator	(y/n)	**No**
Button Locator Tone	(y/n)	**No**
Tactile Arrow	(y/n)	**No**
Within 5 ft from crosswalk	(y/n)	Yes
1.5 - 6.0 ft from curb	(y/n)	Yes
10 ft minimum separation		**>10ft**





Survey Street	Cross Street
11TH ST	**ROBERTSON BLVD**

ID	Orientation	Existing Access Barrier and Proposed Solution	Codes / Mitigation Info	Measurements
29	**W**	Clear Floor Space	ADAAG: **4.3.7** ADA 2010: **305.1** CBC 2016: **11B-305.1** PROWAG: **R404.2**	Accessible Path (y/n) Yes Clear Floor Space (y/n) Yes Clear Floor Slope (%) **4.7** Clear Floor X Slope (%) **2.4** Button Ht. (in) 36.0 Button Reach (in) 0.0 Button Diameter (in) 2.0 Button Pressure (lbs) 1.0 Closed Fist Operation (y/n) Yes Visual Contrast (y/n) Yes Contrasting Color Bands (y/n) **No** Vibrotactile Feedback (y/n) **No** Audible Walk Indicator (y/n) **No** Button Locator Tone (y/n) **No** Tactile Arrow (y/n) **No** Within 5 ft from crosswalk (y/n) Yes 1.5 - 6.0 ft from curb (y/n) Yes 10 ft minimum separation **>10ft**

- *As-Built Description:*

  The slope of the floor or ground surface at the pedestrian signal device exceed 1:48 (2%).

- *As-is Measurement:* 4.7%

- *Proposed Solution:*

  Modify or repave the ground surface as necessary to provide slope (s) not exceeding the required 1:48 (2%) maximum in any direction.

Unit Cost **$7950.00**

Priority

88.875

- *Additional Items:*

Remount push button to between 42" min. and 48" max. height to center of button. Provide 2" wide color coding with 1" wide dark borders located directly above control button. Provide a tactile arrow aligned parallel to the crosswalk direction on the sign. Provide voice or tone audible indication of the WALK interval at the pedestrian signal device. Integrate the vibrotactile signal device with the pedestrian pushbutton. Provide a button locator tone.





Total Costs for Pedestrian Signals at: **11th St** ***and*** **Robertson Blvd** **$50,250.00**

Total Cost for Street: **11th St** **$50,250.00**

Survey Street	Cross Street
15TH ST	**ROBERTSON BLVD**

ID	Orientation	Existing Access Barrier and Proposed Solution	Codes / Mitigation Info	Measurements

2 **ENE** Clear Floor Space

ADAAG: **4.3.7**
ADA 2010: **302.1**
CBC 2016: **11B-302.1**
PROWAG: **R404.2**

Unit Cost **$7950.00**

Priority
97.875

- *As-Built Description:*

The cross slope of the floor or ground surface at the pedestrian signal device exceed 1:48 (2%).

- *As-is Measurement:* 3.1%
- *Proposed Solution:*

Modify or repave the ground surface as necessary to provide slope (s) not exceeding the required 1:48 (2%) maximum in any direction.

- *Additional Items:*

Provide 2" wide color coding with 1" wide dark borders located directly above control button. Provide a tactile arrow aligned parallel to the crosswalk direction on the sign. Provide voice or tone audible indication of the WALK interval at the pedestrian signal device. Integrate the vibrotactile signal device with the pedestrian pushbutton. Provide 2" diameter push button. Provide a button locator tone. Provide new push button and housing to allow for closed fist operation.





Measurements		
Accessible Path	(y/n)	Yes
Clear Floor Space	(y/n)	Yes
Clear Floor Slope	(%)	0.2
Clear Floor X Slope	(%)	**3.1**
Button Ht.	(in)	46.0
Button Reach	(in)	0.0
Button Diameter	(in)	**0.5**
Button Pressure	(lbs)	5.0
Closed Fist Operation	(y/n)	**No**
Visual Contrast	(y/n)	Yes
Contrasting Color Bands	(y/n)	**No**
Vibrotactile Feedback	(y/n)	**No**
Audible Walk Indicator	(y/n)	**No**
Button Locator Tone	(y/n)	**No**
Tactile Arrow	(y/n)	**No**
Within 5 ft from crosswalk	(y/n)	Yes
1.5 - 6.0 ft from curb	(y/n)	Yes
10 ft minimum separation		**>10ft**

3 **ESE** Push Button Operation

ADAAG: **4.27.4**
ADA 2010: **309.4**
CBC 2016: **11B-309.4**
PROWAG: **R403.4**

Unit Cost **$7950.00**

Priority
105.25

- *As-Built Description:*

Operable part(s) require tight grasping, pinching, or twisting of the wrist with one hand.

- *Proposed Solution:*

Modify or replace the operable part(s) to not require tight grasping, pinching, or twisting of the wrist with one hand.

- *Additional Items:*

Provide 30"x48" level 2% max. clear space at base of signal device. Provide 2" wide color coding with 1" wide dark borders located directly above control button. Provide a tactile arrow aligned parallel to the crosswalk direction on the sign. Provide voice or tone audible indication of the WALK interval at the pedestrian signal device. Integrate the vibrotactile signal device with the pedestrian pushbutton. Provide 2" diameter push button. Provide a button locator tone.





Measurements		
Accessible Path	(y/n)	Yes
Clear Floor Space	(y/n)	Less
Clear Floor Slope	(%)	1.0
Clear Floor X Slope	(%)	1.5
Button Ht.	(in)	47.0
Button Reach	(in)	0.0
Button Diameter	(in)	**0.5**
Button Pressure	(lbs)	5.0
Closed Fist Operation	(y/n)	**No**
Visual Contrast	(y/n)	Yes
Contrasting Color Bands	(y/n)	**No**
Vibrotactile Feedback	(y/n)	**No**
Audible Walk Indicator	(y/n)	**No**
Button Locator Tone	(y/n)	**No**
Tactile Arrow	(y/n)	**No**
Within 5 ft from crosswalk	(y/n)	Yes
1.5 - 6.0 ft from curb	(y/n)	Yes
10 ft minimum separation		**>10ft**

Survey Street	Cross Street
15TH ST	**ROBERTSON BLVD**

ID	Orientation	Existing Access Barrier and Proposed Solution	Codes / Mitigation Info	Measurements

1 **NNE** Push Button Operation

ADAAG: **4.27.4**
ADA 2010: **309.4**
CBC 2016: **11B-309.4**
PROWAG: **R403.4**

Unit Cost **$6150.00**

Priority
100.25

- *As-Built Description:*

  Operable part(s) require tight grasping, pinching, or twisting of the wrist with one hand.

- *Proposed Solution:*

  Modify or replace the operable part(s) to not require tight grasping, pinching, or twisting of the wrist with one hand.

- *Additional Items:*

Provide 2" wide color coding with 1" wide dark borders located directly above control button. Provide a tactile arrow aligned parallel to the crosswalk direction on the sign. Provide voice or tone audible indication of the WALK interval at the pedestrian signal device. Integrate the vibrotactile signal device with the pedestrian pushbutton. Provide 2" diameter push button. Provide a button locator tone.





Measurements		
Accessible Path	(y/n)	Yes
Clear Floor Space	(y/n)	Yes
Clear Floor Slope	(%)	1.7
Clear Floor X Slope	(%)	1.8
Button Ht.	(in)	46.5
Button Reach	(in)	0.0
Button Diameter	(in)	**0.5**
Button Pressure	(lbs)	5.0
Closed Fist Operation	(y/n)	**No**
Visual Contrast	(y/n)	Yes
Contrasting Color Bands	(y/n)	**No**
Vibrotactile Feedback	(y/n)	**No**
Audible Walk Indicator	(y/n)	**No**
Button Locator Tone	(y/n)	**No**
Tactile Arrow	(y/n)	**No**
Within 5 ft from crosswalk	(y/n)	Yes
1.5 - 6.0 ft from curb	(y/n)	Yes
10 ft minimum separation		**>10ft**

8 **NNW** Push Button Operation

ADAAG: **4.27.4**
ADA 2010: **309.4**
CBC 2016: **11B-309.4**
PROWAG: **R403.4**

Unit Cost **$7950.00**

Priority
109.25

- *As-Built Description:*

  Operable part(s) require tight grasping, pinching, or twisting of the wrist with one hand.

- *Proposed Solution:*

  Modify or replace the operable part(s) to not require tight grasping, pinching, or twisting of the wrist with one hand.

- *Additional Items:*

Provide 30"x48" level 2% max. clear space at base of signal device. Provide 2" wide color coding with 1" wide dark borders located directly above control button. Provide a tactile arrow aligned parallel to the crosswalk direction on the sign. Provide voice or tone audible indication of the WALK interval at the pedestrian signal device. Integrate the vibrotactile signal device with the pedestrian pushbutton. Provide 2" diameter push button. Provide a button locator tone.





Measurements		
Accessible Path	(y/n)	Yes
Clear Floor Space	(y/n)	Less
Clear Floor Slope	(%)	0.1
Clear Floor X Slope	(%)	0.6
Button Ht.	(in)	46.5
Button Reach	(in)	0.0
Button Diameter	(in)	**0.5**
Button Pressure	(lbs)	5.0
Closed Fist Operation	(y/n)	**No**
Visual Contrast	(y/n)	Yes
Contrasting Color Bands	(y/n)	**No**
Vibrotactile Feedback	(y/n)	**No**
Audible Walk Indicator	(y/n)	**No**
Button Locator Tone	(y/n)	**No**
Tactile Arrow	(y/n)	**No**
Within 5 ft from crosswalk	(y/n)	Yes
1.5 - 6.0 ft from curb	(y/n)	Yes
10 ft minimum separation		**>10ft**

Survey Street	Cross Street
15TH ST	**ROBERTSON BLVD**

ID	Orientation	Existing Access Barrier and Proposed Solution	Codes / Mitigation Info	Measurements

4 **SSE** Clear Floor Space

ADAAG: **4.3.7**
ADA 2010: **302.1**
CBC 2016: **11B-302.1**
PROWAG: **R404.2**

Unit Cost **$7950.00**

Priority
81.875

- *As-Built Description:*

The cross slope of the floor or ground surface at the pedestrian signal device exceed 1:48 (2%).

- *As-is Measurement:* 2.8%
- *Proposed Solution:*

Modify or repave the ground surface as necessary to provide slope (s) not exceeding the required 1:48 (2%) maximum in any direction.

- *Additional Items:*

Provide 2" wide color coding with 1" wide dark borders located directly above control button. Provide a tactile arrow aligned parallel to the crosswalk direction on the sign. Provide voice or tone audible indication of the WALK interval at the pedestrian signal device. Integrate the vibrotactile signal device with the pedestrian pushbutton. Provide a button locator tone.





Measurements		
Accessible Path	(y/n)	Yes
Clear Floor Space	(y/n)	Less
Clear Floor Slope	(%)	0.3
Clear Floor X Slope	(%)	**2.8**
Button Ht.	(in)	45.5
Button Reach	(in)	0.0
Button Diameter	(in)	2.0
Button Pressure	(lbs)	0.0
Closed Fist Operation	(y/n)	Yes
Visual Contrast	(y/n)	Yes
Contrasting Color Bands	(y/n)	**No**
Vibrotactile Feedback	(y/n)	**No**
Audible Walk Indicator	(y/n)	**No**
Button Locator Tone	(y/n)	**No**
Tactile Arrow	(y/n)	**No**
Within 5 ft from crosswalk	(y/n)	Yes
1.5 - 6.0 ft from curb	(y/n)	Yes
10 ft minimum separation		**>10ft**

5 **SSW** Clear Floor Space

ADAAG: **4.3.7**
ADA 2010: **302.1**
CBC 2016: **11B-302.1**
PROWAG: **R404.2**

Unit Cost **$7950.00**

Priority
96.5

- *As-Built Description:*

The cross slope of the floor or ground surface at the pedestrian signal device exceed 1:48 (2%).

- *As-is Measurement:* 4.2%
- *Proposed Solution:*

Modify or repave the ground surface as necessary to provide slope (s) not exceeding the required 1:48 (2%) maximum in any direction.

- *Additional Items:*

Provide 2" wide color coding with 1" wide dark borders located directly above control button. Provide a tactile arrow aligned parallel to the crosswalk direction on the sign. Provide voice or tone audible indication of the WALK interval at the pedestrian signal device. Integrate the vibrotactile signal device with the pedestrian pushbutton. Provide 2" diameter push button. Provide a button locator tone. Provide new push button and housing to allow for closed fist operation.





Measurements		
Accessible Path	(y/n)	Yes
Clear Floor Space	(y/n)	Less
Clear Floor Slope	(%)	0.2
Clear Floor X Slope	(%)	**4.2**
Button Ht.	(in)	47.0
Button Reach	(in)	0.0
Button Diameter	(in)	**0.5**
Button Pressure	(lbs)	5.0
Closed Fist Operation	(y/n)	**No**
Visual Contrast	(y/n)	Yes
Contrasting Color Bands	(y/n)	**No**
Vibrotactile Feedback	(y/n)	**No**
Audible Walk Indicator	(y/n)	**No**
Button Locator Tone	(y/n)	**No**
Tactile Arrow	(y/n)	**No**
Within 5 ft from crosswalk	(y/n)	Yes
1.5 - 6.0 ft from curb	(y/n)	Yes
10 ft minimum separation		**>10ft**

Survey Street	Cross Street
15TH ST	**ROBERTSON BLVD**

ID	Orientation	Existing Access Barrier and Proposed Solution	Codes / Mitigation Info	Measurements

7 **WNW** Push Button Operation

ADAAG: **4.27.4**
ADA 2010: **309.4**
CBC 2016: **11B-309.4**
PROWAG: **R403.4**

Unit Cost **$7950.00**

Priority
119.25

- *As-Built Description:*

Operable part(s) require tight grasping, pinching, or twisting of the wrist with one hand.

- *Proposed Solution:*

Modify or replace the operable part(s) to not require tight grasping, pinching, or twisting of the wrist with one hand.

- *Additional Items:*

Provide 30"x48" level 2% max. clear space at base of signal device. Provide 2" wide color coding with 1" wide dark borders located directly above control button. Provide a tactile arrow aligned parallel to the crosswalk direction on the sign. Provide voice or tone audible indication of the WALK interval at the pedestrian signal device. Integrate the vibrotactile signal device with the pedestrian pushbutton. Provide 2" diameter push button. Provide a button locator tone.

Measurements		
Accessible Path	(y/n)	Yes
Clear Floor Space	(y/n)	Less
Clear Floor Slope	(%)	1.0
Clear Floor X Slope	(%)	1.3
Button Ht.	(in)	47.0
Button Reach	(in)	0.0
Button Diameter	(in)	**0.5**
Button Pressure	(lbs)	5.0
Closed Fist Operation	(y/n)	**No**
Visual Contrast	(y/n)	Yes
Contrasting Color Bands	(y/n)	**No**
Vibrotactile Feedback	(y/n)	**No**
Audible Walk Indicator	(y/n)	**No**
Button Locator Tone	(y/n)	**No**
Tactile Arrow	(y/n)	**No**
Within 5 ft from crosswalk	(y/n)	Yes
1.5 - 6.0 ft from curb	(y/n)	Yes
10 ft minimum separation		**>10ft**





6 **WSW** Clear Floor Space

ADAAG: **4.3.7**
ADA 2010: **302.1**
CBC 2016: **11B-302.1**
PROWAG: **R404.2**

Unit Cost **$7950.00**

Priority
120.875

- *As-Built Description:*

The cross slope of the floor or ground surface at the pedestrian signal device exceed 1:48 (2%).

- *As-is Measurement:* 3.2%
- *Proposed Solution:*

Modify or repave the ground surface as necessary to provide slope (s) not exceeding the required 1:48 (2%) maximum in any direction.

- *Additional Items:*

Provide 2" wide color coding with 1" wide dark borders located directly above control button. Provide a tactile arrow aligned parallel to the crosswalk direction on the sign. Provide voice or tone audible indication of the WALK interval at the pedestrian signal device. Integrate the vibrotactile signal device with the pedestrian pushbutton. Provide 2" diameter push button. Provide a button locator tone. Provide new push button and housing to allow for closed fist operation.

Measurements		
Accessible Path	(y/n)	Yes
Clear Floor Space	(y/n)	Less
Clear Floor Slope	(%)	0.0
Clear Floor X Slope	(%)	**3.2**
Button Ht.	(in)	46.0
Button Reach	(in)	0.0
Button Diameter	(in)	**0.5**
Button Pressure	(lbs)	5.0
Closed Fist Operation	(y/n)	**No**
Visual Contrast	(y/n)	Yes
Contrasting Color Bands	(y/n)	**No**
Vibrotactile Feedback	(y/n)	**No**
Audible Walk Indicator	(y/n)	**No**
Button Locator Tone	(y/n)	**No**
Tactile Arrow	(y/n)	**No**
Within 5 ft from crosswalk	(y/n)	Yes
1.5 - 6.0 ft from curb	(y/n)	Yes
10 ft minimum separation		**>10ft**





***Total Costs for Pedestrian Signals at:* 15th St *and* Robertson Blvd** **$61,800.00**

Survey Street	Cross Street
15TH ST	ROBERTSON BLVD

ID	Orientation	Existing Access Barrier and Proposed Solution	Codes / Mitigation Info	Measurements

Total Cost for Street:	15th St	$61,800.00

Survey Street	Cross Street
5TH ST	**ROBERTSON BLVD**

ID	Orientation	Existing Access Barrier and Proposed Solution	Codes / Mitigation Info	Measurements

23 **E** Clear Floor Space

ADAAG: **4.3.7**
ADA 2010: **305.1**
CBC 2016: **11B-305.1**
PROWAG: **R404.2**

Unit Cost **$2730.00**

Priority **71**

- *As-Built Description:*

The slope of the floor or ground surface at the pedestrian signal device exceed 1:48 (2%).

- *As-is Measurement:* 9.9%
- *Proposed Solution:*

Modify or repave the ground surface as necessary to provide slope (s) not exceeding the required 1:48 (2%) maximum in any direction.

- *Additional Items:*

Remount push button to between 42" min. and 48" max. height to center of button. Provide 2" wide color coding with 1" wide dark borders located directly above control button.





Measurements		
Accessible Path	(y/n)	Yes
Clear Floor Space	(y/n)	Yes
Clear Floor Slope	(%)	**9.9**
Clear Floor X Slope	(%)	**3.5**
Button Ht.	(in)	36.0
Button Reach	(in)	0.0
Button Diameter	(in)	2.0
Button Pressure	(lbs)	1.0
Closed Fist Operation	(y/n)	Yes
Visual Contrast	(y/n)	Yes
Contrasting Color Bands	(y/n)	**No**
Vibrotactile Feedback	(y/n)	Yes
Audible Walk Indicator	(y/n)	Audible Tone
Button Locator Tone	(y/n)	Yes
Tactile Arrow	(y/n)	Yes
Within 5 ft from crosswalk	(y/n)	Yes
1.5 - 6.0 ft from curb	(y/n)	Yes
10 ft minimum separation		**>10ft**

21 **N** Clear Floor Space

ADAAG: **4.3.7**
ADA 2010: **302.1**
CBC 2016: **11B-302.1**
PROWAG: **R404.2**

Unit Cost **$2730.00**

Priority **81.375**

- *As-Built Description:*

The cross slope of the floor or ground surface at the pedestrian signal device exceed 1:48 (2%).

- *As-is Measurement:* 6.4%
- *Proposed Solution:*

Modify or repave the ground surface as necessary to provide slope (s) not exceeding the required 1:48 (2%) maximum in any direction.

- *Additional Items:*

Remount push button to between 42" min. and 48" max. height to center of button. Provide 2" wide color coding with 1" wide dark borders located directly above control button.





Measurements		
Accessible Path	(y/n)	Yes
Clear Floor Space	(y/n)	Yes
Clear Floor Slope	(%)	**3.6**
Clear Floor X Slope	(%)	**6.4**
Button Ht.	(in)	36.0
Button Reach	(in)	0.0
Button Diameter	(in)	2.0
Button Pressure	(lbs)	1.0
Closed Fist Operation	(y/n)	Yes
Visual Contrast	(y/n)	Yes
Contrasting Color Bands	(y/n)	**No**
Vibrotactile Feedback	(y/n)	Yes
Audible Walk Indicator	(y/n)	Audible Tone
Button Locator Tone	(y/n)	Yes
Tactile Arrow	(y/n)	Yes
Within 5 ft from crosswalk	(y/n)	Yes
1.5 - 6.0 ft from curb	(y/n)	Yes
10 ft minimum separation		**>10ft**

Survey Street **Cross Street**

5TH ST — ROBERTSON BLVD

ID	Orientation	Existing Access Barrier and Proposed Solution	Codes / Mitigation Info	Measurements

22 **NE** Clear Floor Space

ADAAG: **4.3.7**
ADA 2010: **305.1**
CBC 2016: **11B-305.1**
PROWAG: **R404.2**

Unit Cost **$2730.00**

Priority **83**

- *As-Built Description:*

The slope of the floor or ground surface at the pedestrian signal device exceed 1:48 (2%).

- *As-is Measurement:* 18.7%
- *Proposed Solution:*

Modify or repave the ground surface as necessary to provide slope (s) not exceeding the required 1:48 (2%) maximum in any direction.

- *Additional Items:*

Remount push button to between 42" min. and 48" max. height to center of button. Provide 2" wide color coding with 1" wide dark borders located directly above control button.





Measurements		
Accessible Path	(y/n)	Yes
Clear Floor Space	(y/n)	Yes
Clear Floor Slope	(%)	**18.7**
Clear Floor X Slope	(%)	1.9
Button Ht.	(in)	36.0
Button Reach	(in)	0.0
Button Diameter	(in)	2.0
Button Pressure	(lbs)	1.0
Closed Fist Operation	(y/n)	Yes
Visual Contrast	(y/n)	Yes
Contrasting Color Bands	(y/n)	**No**
Vibrotactile Feedback	(y/n)	Yes
Audible Walk Indicator	(y/n)	Audible Tone
Button Locator Tone	(y/n)	Yes
Tactile Arrow	(y/n)	Yes
Within 5 ft from crosswalk	(y/n)	Yes
1.5 - 6.0 ft from curb	(y/n)	Yes
10 ft minimum separation		**>10ft**

20 **NW** Clear Floor Space

ADAAG: **4.3.7**
ADA 2010: **302.1**
CBC 2016: **11B-302.1**
PROWAG: **R404.2**

Unit Cost **$2730.00**

Priority **83.75**

- *As-Built Description:*

The cross slope of the floor or ground surface at the pedestrian signal device exceed 1:48 (2%).

- *As-is Measurement:* 4.7%
- *Proposed Solution:*

Modify or repave the ground surface as necessary to provide slope (s) not exceeding the required 1:48 (2%) maximum in any direction.

- *Additional Items:*

Remount push button to between 42" min. and 48" max. height to center of button. Provide 2" wide color coding with 1" wide dark borders located directly above control button.





Measurements		
Accessible Path	(y/n)	Yes
Clear Floor Space	(y/n)	Yes
Clear Floor Slope	(%)	0.5
Clear Floor X Slope	(%)	**4.7**
Button Ht.	(in)	38.0
Button Reach	(in)	0.0
Button Diameter	(in)	2.0
Button Pressure	(lbs)	1.0
Closed Fist Operation	(y/n)	Yes
Visual Contrast	(y/n)	Yes
Contrasting Color Bands	(y/n)	**No**
Vibrotactile Feedback	(y/n)	Yes
Audible Walk Indicator	(y/n)	Audible Tone
Button Locator Tone	(y/n)	Yes
Tactile Arrow	(y/n)	Yes
Within 5 ft from crosswalk	(y/n)	Yes
1.5 - 6.0 ft from curb	(y/n)	Yes
10 ft minimum separation		**>10ft**

Survey Street **5TH ST** **Cross Street** **ROBERTSON BLVD**

ID	Orientation	Existing Access Barrier and Proposed Solution	Codes / Mitigation Info	Measurements

18 **S** Clear Floor Space

ADAAG: **4.3.7**
ADA 2010: **305.1**
CBC 2016: **11B-305.1**
PROWAG: **R404.2**

Unit Cost **$2730.00**

Priority **67.75**

- *As-Built Description:*

The slope of the floor or ground surface at the pedestrian signal device exceed 1:48 (2%).

- *As-is Measurement:* 3.5%
- *Proposed Solution:*

Modify or repave the ground surface as necessary to provide slope (s) not exceeding the required 1:48 (2%) maximum in any direction.

- *Additional Items:*

Remount push button to between 42" min. and 48" max. height to center of button. Provide 2" wide color coding with 1" wide dark borders located directly above control button.





Measurements		
Accessible Path	(y/n)	Yes
Clear Floor Space	(y/n)	Yes
Clear Floor Slope	(%)	**3.5**
Clear Floor X Slope	(%)	**2.9**
Button Ht.	(in)	37.0
Button Reach	(in)	0.0
Button Diameter	(in)	2.0
Button Pressure	(lbs)	1.0
Closed Fist Operation	(y/n)	Yes
Visual Contrast	(y/n)	Yes
Contrasting Color Bands	(y/n)	**No**
Vibrotactile Feedback	(y/n)	Yes
Audible Walk Indicator	(y/n)	Audible Tone
Button Locator Tone	(y/n)	Yes
Tactile Arrow	(y/n)	Yes
Within 5 ft from crosswalk	(y/n)	Yes
1.5 - 6.0 ft from curb	(y/n)	Yes
10 ft minimum separation		**>10ft**

24 **SE** Clear Floor Space

ADAAG: **4.3.7**
ADA 2010: **305.1**
CBC 2016: **11B-305.1**
PROWAG: **R404.2**

Unit Cost **$2730.00**

Priority **74.25**

- *As-Built Description:*

The slope of the floor or ground surface at the pedestrian signal device exceed 1:48 (2%).

- *As-is Measurement:* 16.9%
- *Proposed Solution:*

Modify or repave the ground surface as necessary to provide slope (s) not exceeding the required 1:48 (2%) maximum in any direction.

- *Additional Items:*

Remount push button to between 42" min. and 48" max. height to center of button. Provide 2" wide color coding with 1" wide dark borders located directly above control button.





Measurements		
Accessible Path	(y/n)	Yes
Clear Floor Space	(y/n)	Yes
Clear Floor Slope	(%)	**16.9**
Clear Floor X Slope	(%)	**4.5**
Button Ht.	(in)	36.0
Button Reach	(in)	0.0
Button Diameter	(in)	2.0
Button Pressure	(lbs)	1.0
Closed Fist Operation	(y/n)	Yes
Visual Contrast	(y/n)	Yes
Contrasting Color Bands	(y/n)	**No**
Vibrotactile Feedback	(y/n)	Yes
Audible Walk Indicator	(y/n)	Audible Tone
Button Locator Tone	(y/n)	Yes
Tactile Arrow	(y/n)	Yes
Within 5 ft from crosswalk	(y/n)	Yes
1.5 - 6.0 ft from curb	(y/n)	Yes
10 ft minimum separation		**>10ft**

Survey Street **5TH ST** **Cross Street** **ROBERTSON BLVD**

ID	Orientation	Existing Access Barrier and Proposed Solution	Codes / Mitigation Info	Measurements

17 **SSE** Clear Floor Space

ADAAG: **4.3.7**
ADA 2010: **302.1**
CBC 2016: **11B-302.1**
PROWAG: **R404.2**

Unit Cost **$2730.00**

Priority **66.125**

- *As-Built Description:*

The cross slope of the floor or ground surface at the pedestrian signal device exceed 1:48 (2%).

- *As-is Measurement:* 3.5%
- *Proposed Solution:*

Modify or repave the ground surface as necessary to provide slope (s) not exceeding the required 1:48 (2%) maximum in any direction.

- *Additional Items:*

Remount push button to between 42" min. and 48" max. height to center of button. Provide 2" wide color coding with 1" wide dark borders located directly above control button.





Measurements		
Accessible Path	(y/n)	Yes
Clear Floor Space	(y/n)	Yes
Clear Floor Slope	(%)	2.0
Clear Floor X Slope	(%)	**3.5**
Button Ht.	(in)	36.0
Button Reach	(in)	0.0
Button Diameter	(in)	2.0
Button Pressure	(lbs)	1.0
Closed Fist Operation	(y/n)	Yes
Visual Contrast	(y/n)	Yes
Contrasting Color Bands	(y/n)	**No**
Vibrotactile Feedback	(y/n)	Yes
Audible Walk Indicator	(y/n)	Audible Tone
Button Locator Tone	(y/n)	Yes
Tactile Arrow	(y/n)	Yes
Within 5 ft from crosswalk	(y/n)	Yes
1.5 - 6.0 ft from curb	(y/n)	Yes
10 ft minimum separation		**>10ft**

19 **W** Clear Floor Space

ADAAG: **4.3.7**
ADA 2010: **305.1**
CBC 2016: **11B-305.1**
PROWAG: **R404.2**

Unit Cost **$2730.00**

Priority **88.625**

- *As-Built Description:*

The slope of the floor or ground surface at the pedestrian signal device exceed 1:48 (2%).

- *As-is Measurement:* 13.4%
- *Proposed Solution:*

Modify or repave the ground surface as necessary to provide slope (s) not exceeding the required 1:48 (2%) maximum in any direction.

- *Additional Items:*

Remount push button to between 42" min. and 48" max. height to center of button. Provide 2" wide color coding with 1" wide dark borders located directly above control button.





Measurements		
Accessible Path	(y/n)	Yes
Clear Floor Space	(y/n)	Yes
Clear Floor Slope	(%)	**13.4**
Clear Floor X Slope	(%)	**3.7**
Button Ht.	(in)	36.0
Button Reach	(in)	0.0
Button Diameter	(in)	2.0
Button Pressure	(lbs)	1.0
Closed Fist Operation	(y/n)	Yes
Visual Contrast	(y/n)	Yes
Contrasting Color Bands	(y/n)	**No**
Vibrotactile Feedback	(y/n)	Yes
Audible Walk Indicator	(y/n)	Audible Tone
Button Locator Tone	(y/n)	Yes
Tactile Arrow	(y/n)	Yes
Within 5 ft from crosswalk	(y/n)	Yes
1.5 - 6.0 ft from curb	(y/n)	Yes
10 ft minimum separation		**>10ft**

Total Costs for Pedestrian Signals at: **5th St** ***and*** **Robertson Blvd** **$21,840.00**

Total Cost for Street: **5th St** **$21,840.00**

Survey Street: CHOWCHILLA BLVD **Cross Street:** ROBERTSON BLVD

ID	Orientation	Existing Access Barrier and Proposed Solution	Codes / Mitigation Info	Measurements

12 **E** Push Button Operation

ADAAG: **4.27.4**
ADA 2010: **309.4**
CBC 2016: **11B-309.4**
PROWAG: **R403.4**

Unit Cost **$6150.00**

Priority
90.75

Measurements		
Accessible Path	(y/n)	Yes
Clear Floor Space	(y/n)	Yes
Clear Floor Slope	(%)	1.0
Clear Floor X Slope	(%)	1.5
Button Ht.	(in)	47.0
Button Reach	(in)	0.0
Button Diameter	(in)	**0.5**
Button Pressure	(lbs)	2.0
Closed Fist Operation	(y/n)	**No**
Visual Contrast	(y/n)	**No**
Contrasting Color Bands	(y/n)	**No**
Vibrotactile Feedback	(y/n)	**No**
Audible Walk Indicator	(y/n)	**No**
Button Locator Tone	(y/n)	**No**
Tactile Arrow	(y/n)	**No**
Within 5 ft from crosswalk	(y/n)	Yes
1.5 - 6.0 ft from curb	(y/n)	Yes
10 ft minimum separation		**>10ft**

- *As-Built Description:*

Operable part(s) require tight grasping, pinching, or twisting of the wrist with one hand.

- *Proposed Solution:*

Modify or replace the operable part(s) to not require tight grasping, pinching, or twisting of the wrist with one hand.

- *Additional Items:*

Provide 2" wide color coding with 1" wide dark borders located directly above control button. Provide push button which contrasts with surrounding housing. Provide a tactile arrow aligned parallel to the crosswalk direction on the sign. Provide voice or tone audible indication of the WALK interval at the pedestrian signal device. Integrate the vibrotactile signal device with the pedestrian pushbutton. Provide 2" diameter push button. Provide a button locator tone.





14 **N** Clear Floor Space

ADAAG: **4.3.7**
ADA 2010: **302.1**
CBC 2016: **11B-302.1**
PROWAG: **R404.2**

Unit Cost **$7950.00**

Priority
92.375

Measurements		
Accessible Path	(y/n)	Yes
Clear Floor Space	(y/n)	Yes
Clear Floor Slope	(%)	1.6
Clear Floor X Slope	(%)	**2.4**
Button Ht.	(in)	47.0
Button Reach	(in)	0.0
Button Diameter	(in)	**0.5**
Button Pressure	(lbs)	2.0
Closed Fist Operation	(y/n)	**No**
Visual Contrast	(y/n)	**No**
Contrasting Color Bands	(y/n)	**No**
Vibrotactile Feedback	(y/n)	**No**
Audible Walk Indicator	(y/n)	**No**
Button Locator Tone	(y/n)	**No**
Tactile Arrow	(y/n)	**No**
Within 5 ft from crosswalk	(y/n)	Yes
1.5 - 6.0 ft from curb	(y/n)	Yes
10 ft minimum separation		**>10ft**

- *As-Built Description:*

The cross slope of the floor or ground surface at the pedestrian signal device exceed 1:48 (2%).

- *As-is Measurement:* 2.4%
- *Proposed Solution:*

Modify or repave the ground surface as necessary to provide slope (s) not exceeding the required 1:48 (2%) maximum in any direction.

- *Additional Items:*

Provide 2" wide color coding with 1" wide dark borders located directly above control button. Provide push button which contrasts with surrounding housing. Provide a tactile arrow aligned parallel to the crosswalk direction on the sign. Provide voice or tone audible indication of the WALK interval at the pedestrian signal device. Integrate the vibrotactile signal device with the pedestrian pushbutton. Provide 2" diameter push button. Provide a button locator tone. Provide new push button and housing to allow for closed fist operation.





Survey Street: CHOWCHILLA BLVD **Cross Street:** ROBERTSON BLVD

ID	Orientation	Existing Access Barrier and Proposed Solution	Codes / Mitigation Info	Measurements

13 **NE** Clear Floor Space

ADAAG: **4.3.7**
ADA 2010: **305.1**
CBC 2016: **11B-305.1**
PROWAG: **R404.2**

Unit Cost **$7950.00**

Priority
92.375

- *As-Built Description:*

The slope of the floor or ground surface at the pedestrian signal device exceed 1:48 (2%).

- *As-is Measurement:* 2.3%
- *Proposed Solution:*

Modify or repave the ground surface as necessary to provide slope (s) not exceeding the required 1:48 (2%) maximum in any direction.

- *Additional Items:*

Provide 2" wide color coding with 1" wide dark borders located directly above control button. Provide push button which contrasts with surrounding housing. Provide a tactile arrow aligned parallel to the crosswalk direction on the sign. Provide voice or tone audible indication of the WALK interval at the pedestrian signal device. Integrate the vibrotactile signal device with the pedestrian pushbutton. Provide 2" diameter push button. Provide a button locator tone. Provide new push button and housing to allow for closed fist operation.

Measurements		
Accessible Path	(y/n)	Yes
Clear Floor Space	(y/n)	Yes
Clear Floor Slope	(%)	**2.3**
Clear Floor X Slope	(%)	0.1
Button Ht.	(in)	48.0
Button Reach	(in)	0.0
Button Diameter	(in)	**0.5**
Button Pressure	(lbs)	2.0
Closed Fist Operation	(y/n)	**No**
Visual Contrast	(y/n)	**No**
Contrasting Color Bands	(y/n)	**No**
Vibrotactile Feedback	(y/n)	**No**
Audible Walk Indicator	(y/n)	**No**
Button Locator Tone	(y/n)	**No**
Tactile Arrow	(y/n)	**No**
Within 5 ft from crosswalk	(y/n)	Yes
1.5 - 6.0 ft from curb	(y/n)	Yes
10 ft minimum separation		**>10ft**





15 **NW** Clear Floor Space

ADAAG: **4.3.7**
ADA 2010: **302.1**
CBC 2016: **11B-302.1**
PROWAG: **R404.2**

Unit Cost **$7950.00**

Priority
80.375

- *As-Built Description:*

The cross slope of the floor or ground surface at the pedestrian signal device exceed 1:48 (2%).

- *As-is Measurement:* 3.0%
- *Proposed Solution:*

Modify or repave the ground surface as necessary to provide slope (s) not exceeding the required 1:48 (2%) maximum in any direction.

- *Additional Items:*

Provide 2" wide color coding with 1" wide dark borders located directly above control button. Provide push button which contrasts with surrounding housing. Provide a tactile arrow aligned parallel to the crosswalk direction on the sign. Provide voice or tone audible indication of the WALK interval at the pedestrian signal device. Integrate the vibrotactile signal device with the pedestrian pushbutton. Provide 2" diameter push button. Provide a button locator tone. Provide new push button and housing to allow for closed fist operation.

Measurements		
Accessible Path	(y/n)	Yes
Clear Floor Space	(y/n)	Yes
Clear Floor Slope	(%)	1.8
Clear Floor X Slope	(%)	**3.0**
Button Ht.	(in)	47.0
Button Reach	(in)	0.0
Button Diameter	(in)	**0.5**
Button Pressure	(lbs)	2.0
Closed Fist Operation	(y/n)	**No**
Visual Contrast	(y/n)	**No**
Contrasting Color Bands	(y/n)	**No**
Vibrotactile Feedback	(y/n)	**No**
Audible Walk Indicator	(y/n)	**No**
Button Locator Tone	(y/n)	**No**
Tactile Arrow	(y/n)	**No**
Within 5 ft from crosswalk	(y/n)	Yes
1.5 - 6.0 ft from curb	(y/n)	Yes
10 ft minimum separation		**>10ft**





Survey Street: CHOWCHILLA BLVD
Cross Street: ROBERTSON BLVD

ID	Orientation	Existing Access Barrier and Proposed Solution	Codes / Mitigation Info	Measurements

9 **S** Push Button Operation

ADAAG: **4.27.4**
ADA 2010: **309.4**
CBC 2016: **11B-309.4**
PROWAG: **R403.4**

Unit Cost **$6150.00**

Priority
78.75

- *As-Built Description:*

Operable part(s) require tight grasping, pinching, or twisting of the wrist with one hand.

- *Proposed Solution:*

Modify or replace the operable part(s) to not require tight grasping, pinching, or twisting of the wrist with one hand.

- *Additional Items:*

Provide 2" wide color coding with 1" wide dark borders located directly above control button. Provide push button which contrasts with surrounding housing. Provide a tactile arrow aligned parallel to the crosswalk direction on the sign. Provide voice or tone audible indication of the WALK interval at the pedestrian signal device. Integrate the vibrotactile signal device with the pedestrian pushbutton. Provide 2" diameter push button. Provide a button locator tone.





Measurements		
Accessible Path	(y/n)	Yes
Clear Floor Space	(y/n)	Yes
Clear Floor Slope	(%)	1.5
Clear Floor X Slope	(%)	0.6
Button Ht.	(in)	48.0
Button Reach	(in)	0.0
Button Diameter	(in)	**0.5**
Button Pressure	(lbs)	2.0
Closed Fist Operation	(y/n)	**No**
Visual Contrast	(y/n)	**No**
Contrasting Color Bands	(y/n)	**No**
Vibrotactile Feedback	(y/n)	**No**
Audible Walk Indicator	(y/n)	**No**
Button Locator Tone	(y/n)	**No**
Tactile Arrow	(y/n)	**No**
Within 5 ft from crosswalk	(y/n)	Yes
1.5 - 6.0 ft from curb	(y/n)	Yes
10 ft minimum separation		**>10ft**

11 **SE** Push Button Operation

ADAAG: **4.27.4**
ADA 2010: **309.4**
CBC 2016: **11B-309.4**
PROWAG: **R403.4**

Unit Cost **$6150.00**

Priority
90.75

- *As-Built Description:*

Operable part(s) require tight grasping, pinching, or twisting of the wrist with one hand.

- *Proposed Solution:*

Modify or replace the operable part(s) to not require tight grasping, pinching, or twisting of the wrist with one hand.

- *Additional Items:*

Provide 2" wide color coding with 1" wide dark borders located directly above control button. Provide push button which contrasts with surrounding housing. Provide a tactile arrow aligned parallel to the crosswalk direction on the sign. Provide voice or tone audible indication of the WALK interval at the pedestrian signal device. Integrate the vibrotactile signal device with the pedestrian pushbutton. Provide 2" diameter push button. Provide a button locator tone.





Measurements		
Accessible Path	(y/n)	Yes
Clear Floor Space	(y/n)	Yes
Clear Floor Slope	(%)	0.8
Clear Floor X Slope	(%)	0.9
Button Ht.	(in)	48.0
Button Reach	(in)	0.0
Button Diameter	(in)	**0.5**
Button Pressure	(lbs)	2.0
Closed Fist Operation	(y/n)	**No**
Visual Contrast	(y/n)	**No**
Contrasting Color Bands	(y/n)	**No**
Vibrotactile Feedback	(y/n)	**No**
Audible Walk Indicator	(y/n)	**No**
Button Locator Tone	(y/n)	**No**
Tactile Arrow	(y/n)	**No**
Within 5 ft from crosswalk	(y/n)	Yes
1.5 - 6.0 ft from curb	(y/n)	Yes
10 ft minimum separation		**>10ft**

Survey Street: CHOWCHILLA BLVD **Cross Street:** ROBERTSON BLVD

ID	Orientation	Existing Access Barrier and Proposed Solution	Codes / Mitigation Info	Measurements

10 **SW** Push Button Operation

ADAAG: **4.27.4**
ADA 2010: **309.4**
CBC 2016: **11B-309.4**
PROWAG: **R403.4**

Unit Cost **$6150.00**

Priority **78.75**

- *As-Built Description:*

  Operable part(s) require tight grasping, pinching, or twisting of the wrist with one hand.

- *Proposed Solution:*

  Modify or replace the operable part(s) to not require tight grasping, pinching, or twisting of the wrist with one hand.

- *Additional Items:*

Provide 2" wide color coding with 1" wide dark borders located directly above control button. Provide push button which contrasts with surrounding housing. Provide a tactile arrow aligned parallel to the crosswalk direction on the sign. Provide voice or tone audible indication of the WALK interval at the pedestrian signal device. Integrate the vibrotactile signal device with the pedestrian pushbutton. Provide 2" diameter push button. Provide a button locator tone.





Measurements		
Accessible Path	(y/n)	Yes
Clear Floor Space	(y/n)	Yes
Clear Floor Slope	(%)	1.0
Clear Floor X Slope	(%)	2.0
Button Ht.	(in)	48.0
Button Reach	(in)	0.0
Button Diameter	(in)	**0.5**
Button Pressure	(lbs)	2.0
Closed Fist Operation	(y/n)	**No**
Visual Contrast	(y/n)	**No**
Contrasting Color Bands	(y/n)	**No**
Vibrotactile Feedback	(y/n)	**No**
Audible Walk Indicator	(y/n)	**No**
Button Locator Tone	(y/n)	**No**
Tactile Arrow	(y/n)	**No**
Within 5 ft from crosswalk	(y/n)	Yes
1.5 - 6.0 ft from curb	(y/n)	Yes
10 ft minimum separation		**>10ft**

16 **W** Push Button Operation

ADAAG: **4.27.4**
ADA 2010: **309.4**
CBC 2016: **11B-309.4**
PROWAG: **R403.4**

Unit Cost **$6150.00**

Priority **78.75**

- *As-Built Description:*

  Operable part(s) require tight grasping, pinching, or twisting of the wrist with one hand.

- *Proposed Solution:*

  Modify or replace the operable part(s) to not require tight grasping, pinching, or twisting of the wrist with one hand.

- *Additional Items:*

Provide 2" wide color coding with 1" wide dark borders located directly above control button. Provide push button which contrasts with surrounding housing. Provide a tactile arrow aligned parallel to the crosswalk direction on the sign. Provide voice or tone audible indication of the WALK interval at the pedestrian signal device. Integrate the vibrotactile signal device with the pedestrian pushbutton. Provide 2" diameter push button. Provide a button locator tone.





Measurements		
Accessible Path	(y/n)	Yes
Clear Floor Space	(y/n)	Yes
Clear Floor Slope	(%)	0.3
Clear Floor X Slope	(%)	1.6
Button Ht.	(in)	48.0
Button Reach	(in)	0.0
Button Diameter	(in)	**0.5**
Button Pressure	(lbs)	2.0
Closed Fist Operation	(y/n)	**No**
Visual Contrast	(y/n)	**No**
Contrasting Color Bands	(y/n)	**No**
Vibrotactile Feedback	(y/n)	**No**
Audible Walk Indicator	(y/n)	**No**
Button Locator Tone	(y/n)	**No**
Tactile Arrow	(y/n)	**No**
Within 5 ft from crosswalk	(y/n)	Yes
1.5 - 6.0 ft from curb	(y/n)	Yes
10 ft minimum separation		**>10ft**

Total Costs for Pedestrian Signals at: **Chowchilla Blvd** ***and*** **Robertson Blvd** **$54,600.00**

Survey Street	Cross Street
CHOWCHILLA BLVD	ROBERTSON BLVD

ID	Orientation	Existing Access Barrier and Proposed Solution	Codes / Mitigation Info	Measurements

Total Cost for Street:	Chowchilla Blvd	$54,600.00

Total Cost for City Pedestrian Signals:	$188,490.00

APPENDIX E: PRIORITIZATION CRITERIA FOR BARRIER MITIGATION – PUBLIC RIGHTS-OF-WAY

Table of Contents

i. Definitions

ii. Activity Score
a. Table 1: Activity Score Category Breakdown

iii. Barrier Score
a. Table 2: Barrier Score Breakdown for Sidewalks
b. Figure 1: Curb Ramp Measurements and Components Diagram (Perpendicular)
c. Table 3: Barrier Score Breakdown for Curb Ramps (Perpendicular)
d. Figure 2: Curb Ramp Measurements and Components Diagram (Parallel)
e. Table 4: Barrier Score Breakdown for Curb Ramps (Parallel)
f. Figure 3: Curb Ramp Measurements and Components Diagram (Combination)
g. Table 5: Barrier Score Breakdown for Curb Ramps (Combination)
h. Figure 4: Pedestrian Signal Location Diagram
i. Figure 5: Pedestrian Signal Pole Diagram
j. Table 6: Barrier Score Breakdown for Pedestrian Signals

iv. Priority Score

Definitions

Access Compliance Survey – Process taken to fulfill the requirements of a Transition Plan, by surveying and identifying physical barriers which impede accessibility to a program or service provided to the public.

Activity Score – Rating that summarizes a feature's expected frequency of use and its impact on individuals with disabilities.

Barrier Score – Rating that summarizes the severity of a feature relative to its deviation from current State and Federal Standards.

Curb Ramp – A ramp graded down from the top surface of a sidewalk to the surface of an adjoining street to provide connectivity within the Public Rights-of-Way.

Facility – A place housing a program or service for the public.

Feature – An element provided in the Public Rights-of-Way, including public sidewalks and streets, crosswalks, curb ramps, street furnishings, pedestrian signals, parking, etc. The four main features surveyed are 1) sidewalks, including gaps, 2) curb ramps, 3) pedestrian signals, and 4) bus stops.

Pedestrian Signal – Devices used at signalized intersections to notify pedestrians when it is safe to cross the street.

Priority Score – Rating that is the summation of both Activity Score and Barrier Score. This rating is used as criteria for determining barrier mitigation schedules that are a requirement of a Transition Plan.

PROW – *Refer to definition of "Public Rights-of-Way (PROW)"*

Public Rights-of-Way (PROW) – Public infrastructure such as streets, roads, or walkways under the responsibility or authority of a public entity, such as a City or County.

Self-Evaluation – A review of a public entity's policies, procedures, and practices in meeting the programmatic requirements of Title II of the Americans with Disabilities Act. The findings of the review and the modifications made as a result must be compiled and shall be made available for public inspection.

Title I – Regulations from the Americans with Disabilities Act specific to employment.

Title II – Regulations from the Americans with Disabilities Act specific to State and local government entities, including City and County governments.

Title III – Regulations from the Americans with Disabilities Act specific to areas of public accommodations and commercial facilities.

Transition Plan - A living document that inventories the physical barriers identified which impede accessibility to a public entity's programs and services. The document will identify solutions to mitigate the barriers and set forth the steps necessary to achieve compliance via a timeline or schedule and designate an official responsible to maintain and update the document. The document is a requirement of the Americans with Disabilities Act and shall be made current and available for public inspection.

Activity Score

An Activity Score is a rating that summarizes a feature's (sidewalk (including gaps), curb ramp, pedestrian signal or bus stop) expected frequency of use and its impact on individuals with disabilities in the Public Rights-of-Way. A rating is assigned to a feature based on that feature's location in proximity to several categories.

In total, the Activity Score is scored on a scale of 0 to 100, with 0 being the lowest activity, and 100 being the highest activity. An Activity Score of 0 indicates that the feature is not expected to see any use by pedestrians based on its location. An Activity Score of 100 indicates that the feature is expected to see significant use by pedestrians due to its location.

The following categories are used to rate an Activity Score for each feature in the Public Rights-of-Way:

Table 1: Activity Score Category Breakdown

Category	Sub-Category	Specifications	Weight	Value	Score
Streets	Arterial	Adjacent Arterial Street	10	100%	10
	Collector	Adjacent Collector Street		50%	5
Transit Stops	All forms of Public Transit	Within 1/4 Mile of a Transit Stop	10	100%	10
Schools	Elementary School (Primary Education)	Within 1/4 Mile of Primary Education	12	100%	12
	Middle/Intermediate or High School (Secondary Education)	Within 1/2 Mile of Secondary Education		100%	
Parks	All Parks within the City	Within 1/4 Mile of a Park	10	100%	10
City Attractors	Downtown	Within 1/4 Mile of Downtown Area	12	100%	12
	City-Owned Buildings	Within 1/4 Mile of City Buildings		50%	6
Pedestrian Generators	Senior Center	Within 1/4 Mile of a Senior Center	12	100%	12
	Medical or Social Services	Within 1/4 Mile of Medical or Social Services		50%	6
Population Density*	Population per Square Mile in each Census Block, as delineated by the U.S. Census. *Categorized in GIS according to 4 Manual Intervals of 0%, 30%, 60%, and 100%	No Population	12	0%	0
		> 0%-30%		30%	4
		> 30%-60%		60%	8
		> 60%-100%		100%	12
Senior Population Density*	Population Age 65 abd Older per Square Mile in each Census Block, as delineated by the U.S. Census. *Categorized in GIS according to 4 Manual Intervals of 0%, 30%, 60%, and 100%	No Population	12	0%	0
		> 0%-30%		30%	4
		> 30%-60%		60%	8
		> 60%-100%		100%	12
No Sidewalk	Adjacent to an Incorporated Street without Sidewalks	A sidewalk, curb ramp, or pedestrian signals that is adjacent to a street without sidewalks.	10	100%	10
		Total Weight	**100**		

Barrier Score

A Barrier Score is a rating assigned to a feature (sidewalk (including gaps), curb ramp, pedestrian signal, or bus stops) in the Public Rights-of-Way based on the severity of the feature's existing conditions in comparison to current State and Federal Standards.

In total, the Barrier Score is scored on a scale of 0 to 100, with 0 being a feature that is compliant with current State and Federal Standards, and 100 indicating that the feature is completely noncompliant. All gaps along sidewalks and curb ramps that are required to be installed where there are none currently will be given a score of 100 to classify that they are the highest priority.

Categories used to rate a Barrier Score for each feature in the Public Rights-of-Way are specific to the feature being surveyed (sidewalk (including gaps), curb ramp, pedestrian signal, or bus stops).

The following categories are used to rate a Barrier Score for Sidewalks:

Table 2: Barrier Score Category Breakdown for Sidewalks

Category	Barrier Type	Weight	Quantity**	Value	Score
Heaving/Change in Level	Minor Change in Level (0.26"-0.74")	10	1-2 Incidents	30%	3
			3-5 Incidents	60%	6
			6+ Incidents	100%	10
	Major Change in Level (0.75" or greater)	20	1-2 Incidents	30%	6
			3-5 Incidents	60%	12
			6+ Incidents	100%	20
Cross Slope	Cross Slope Low (2%-5%)	10	10' or less	50%	5
			>10'	100%	10
	Cross Slope Medium (5%-8%)	15	10' or less	50%	7.5
			>10'	100%	15
	Cross Slope High (>8%)	20	10' or less	50%	10
			>10'	100%	20
Run Slope*	Running Slope Low (5%-8%)	2.5	10' or less	50%	1.25
			>10'	100%	2.5
	Running Slope Medium (8%-11%)	5	10' or less	50%	2.5
			>10'	100%	5
	Running Slope High (>11%)	7.5	10' or less	50%	3.75
			>10'	100%	7.5
Obstructions	Obstructions	10	1-2 Incident	50%	5
			3+ Incidents	100%	10
	Total Weight	100			

*Running Slope that matches street grade or less is considered compliant and therefore should receive a score of 0. Any running slope longer than 10 feet is assumed to match the street grade.

** Incidents are the barrier count along a run. For slope data it is the length of the category for the run. A run is usually from one intersection to the next, however a run could end mid-block depending on several factors.

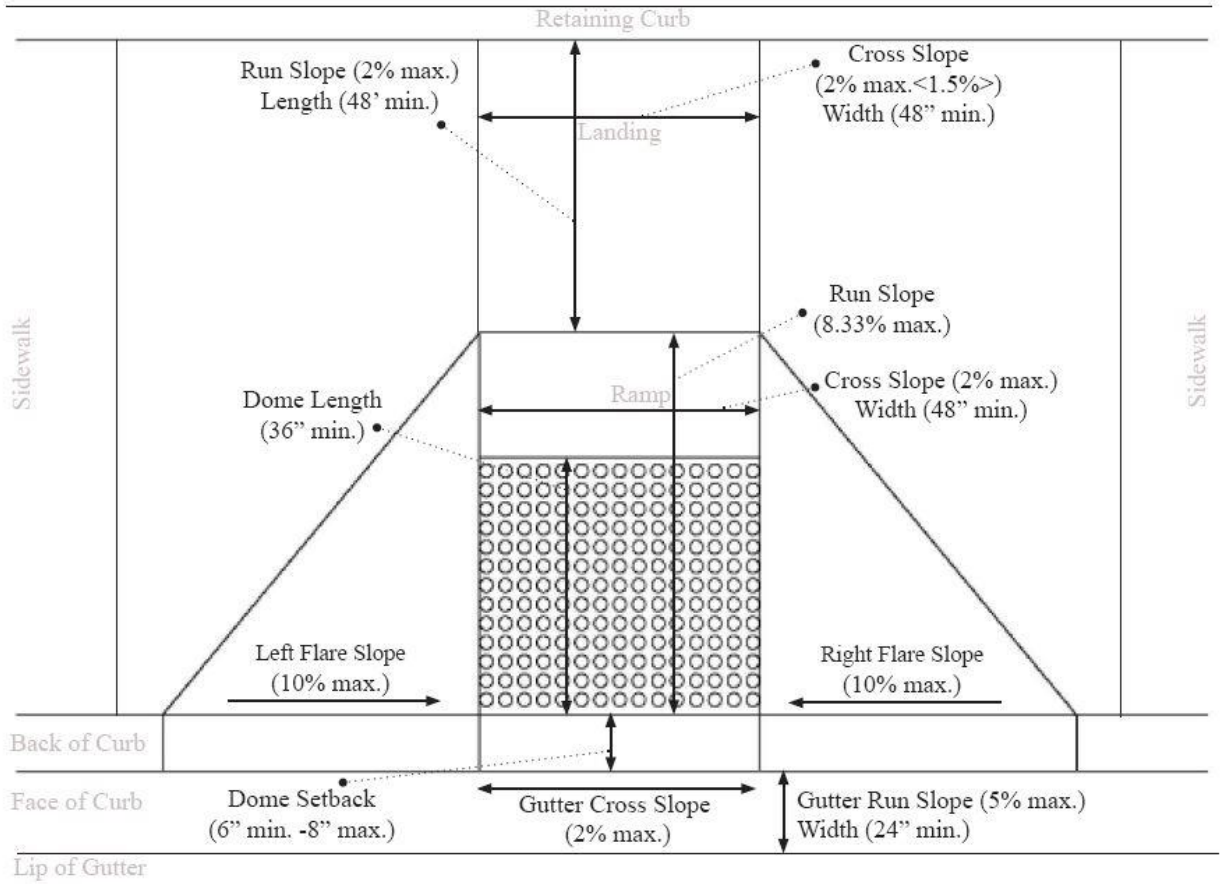

Figure 1: Curb Ramp Measurements and Components Diagram (Perpendicular)

The following categories are used to rate a Barrier Score for Curb Ramps (Perpendicular):

Table 3: Barrier Score Category Breakdown for Curb Ramps (Perpendicular)

Barrier Type	Weight	Category	Value	Score
Width of Ramp	6	≤ 35.9"	100%	6
		36.0" - 41.9"	50%	3
		42.0" - 47.5"	25%	1.5
		≥ 48"	0%	0
Alignment with Marked Crosswalk	2	No	100%	2
		Yes	0%	0
Slope of Ramp	10	≥ 15%	100%	10
		12.5% -14.9%	75%	7.5
		10.0% - 12.4%	50%	5
		8.4% - 9.9%	25%	2.5
		≤ 8.3%	0%	0
Cross Slope of Ramp	10	≥ 7.0%	100%	10
		5.0% - 6.9%	75%	7.5
		2.9% - 4.9%	50%	5
		2.1% - 2.8%	25%	2.5
		≤ 2.0%	0%	0
Top Landing Running Slope	5	≥ 9.0%	100%	5
		5.0% - 8.9%	75%	3.75
		2.9% - 4.9%	50%	2.5
		2.1% - 2.8%	25%	1.25
		≤ 2.0%	0%	0
Top Landing Cross Slope	10	≥ 9.0%	100%	10
		5.0% - 8.9%	75%	7.5
		2.9% - 4.9%	50%	5
		2.1% - 2.8%	25%	2.5
		≤ 2.0%	0%	0
Flare (Right)	10	≥ 14%	100%	10
		12.1% - 13.9%	60%	6
		10.1% - 12%	40%	4
		≤ 10.0%	0%	0

Barrier Type	Weight	Category	Value	Score
Flare (Left)	10	≥ 14%	100%	10
		12.1% - 13.9%	60%	6
		10.1% - 12%	40%	4
		≤ 10.0%	0%	0
Top Landing Length	9	≤ 32.9"	100%	9
		33.0" - 35.9"	75%	6.75
		36.0" - 41.9"	50%	4.5
		42.0" - 47.9"	25%	2.25
		≥ 48"	0%	0
Truncated Domes	4	No	100%	4
		More than 2" each side	60%	2
		Yes	0%	0
Gutter Lip (Transition from Gutter to Ramp)	4	≥ 1"	100%	4
		0.75" - .99"	75%	3
		0.5" - .74"	50%	2
		0.1" - 0.49"	25%	1
		Flush	0%	0
Cross Slope of Gutter	10	≥ 9.0%	100%	10
		5.0% - 8.9%	75%	7.5
		2.9% - 4.9%	50%	5
		2.1% - 2.8%	25%	2.5
		≤ 2.0%	0%	0
Gutter Slope	10	≥ 9.0%	100%	10
		6.7% - 8.9%	75%	7.5
		5.4% - 6.6%	50%	5
		5.1% - 5.3%	25%	2.5
		≤ 5.0%	0%	0
Total Weight	**100**			

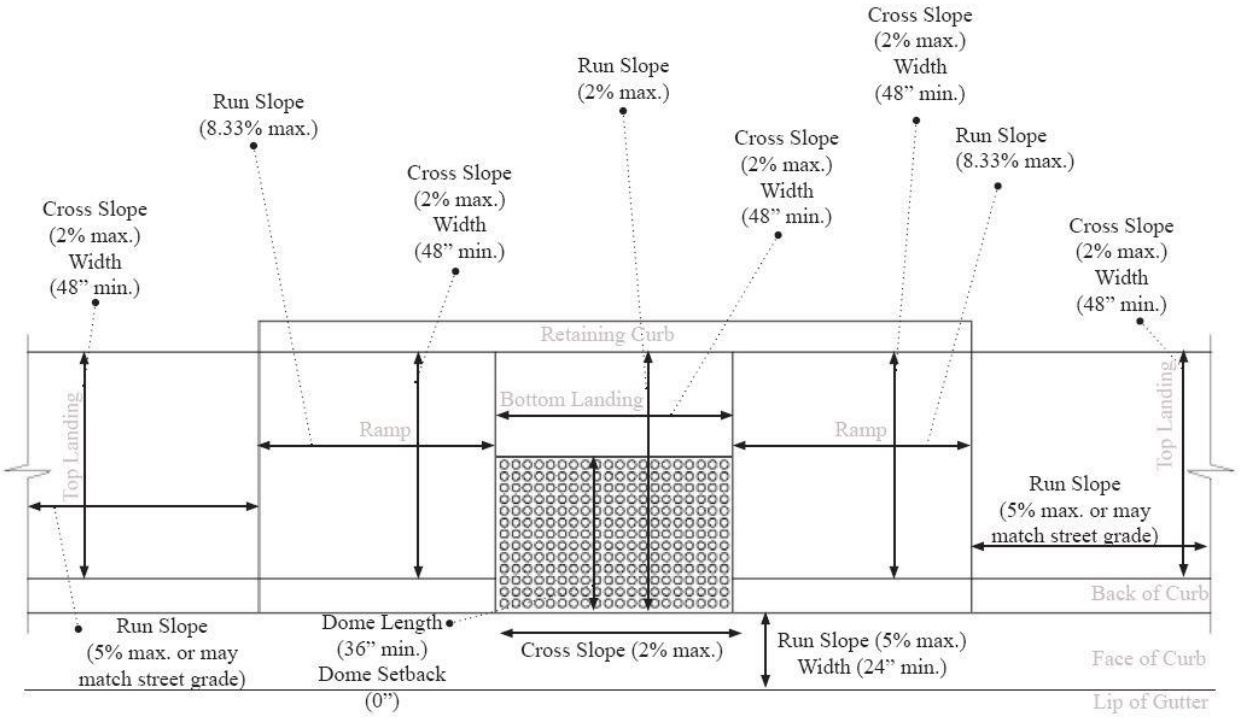

Figure 2: Curb Ramp Measurements and Components Diagram (Parallel)

The following categories are used to rate a Barrier Score for Curb Ramps (Parallel):

Table 4: Barrier Score Category Breakdown for Curb Ramps (Parallel)

Barrier Type	Weight	Category	Value	Score
Width of Ramp (Right)	6	≤ 32.9"	100%	6
		33" - 35.9"	75%	4.5
		36.0" - 41.9"	50%	3
		42.0" - 47.9"	25%	1.5
		≥ 48"	0%	0
Width of Ramp (Left)	6	≤ 32.9"	100%	6
		33" - 35.9"	75%	4.5
		36.0" - 41.9"	50%	3
		42.0" - 47.9"	25%	1.5
		≥ 48"	0%	0
Alignment with Marked Crosswalk	5	No	100%	5
		Yes	0%	0
Slope of Ramp (Right)	6	≥ 15%	100%	6
		12.5% -14.9%	75%	4.5
		10.0% - 12.4%	50%	3
		8.4% - 9.9%	25%	1.5
		≤ 8.3%	0%	0
Slope of Ramp (Left)	6	≥ 15%	100%	6
		12.5% -14.9%	75%	4.5
		10.0% - 12.4%	50%	3
		8.4% - 9.9%	25%	1.5
		≤ 8.3%	0%	0
Cross Slope of Ramp (Right)	6	≥ 7.0%	100%	6
		5.0% - 6.9%	75%	4.5
		2.9% - 4.9%	60%	3.6
		2.1% - 2.8%	30%	1.8
		≤ 2.0%	0%	0
Cross Slope of Ramp (Left)	6	≥ 7.0%	100%	6
		5.0% - 6.9%	75%	4.5
		2.9% - 4.9%	60%	3.6
		2.1% - 2.8%	30%	1.8
		≤ 2.0%	0%	0

Barrier Type	Weight	Category	Value	Score
Top Landing Running Slope (Right)*	4	≥ 9.0%	100%	4
		5.0% - 8.9%	75%	3
		2.9% - 4.9%	50%	2
		2.1% - 2.8%	25%	1
		≤ 2.0%	0%	0
Top Landing Running Slope (Left)*	4	≥ 9.0%	100%	4
		5.0% - 8.9%	75%	3
		2.9% - 4.9%	50%	2
		2.1% - 2.8%	25%	1
		≤ 2.0%	0%	0
Top Landing Cross Slope (Right)	5	≥ 9.0%	100%	5
		5.0% - 8.9	75%	3.75
		2.9% - 4.9%	50%	2.5
		2.1% - 2.8%	25%	1.25
		≤ 2.0%	0%	0
Top Landing Cross Slope (Left)	5	≥ 9.0%	100%	5
		5.0% - 8.9	75%	3.75
		2.9% - 4.9%	50%	2.5
		2.1% - 2.8%	25%	1.25
		≤ 2.0%	0%	0
Truncated Domes	5	No	100%	5
		More than 2” each side	60%	3
		Yes	0%	0
Gutter Lip (Transition from Gutter to Ramp)	6	≥ 1"	100%	6
		0.75" - .99"	75%	4.5
		0.5" - .74"	50%	3
		0" - 0.49"	25%	1.5
		Flush	0%	0
Cross Slope of Gutter	6	≥ 9.0%	100%	6
		5.0% - 8.9%	75%	4.5
		2.9% - 4.9%	50%	3
		2.1% - 2.8%	25%	1.5
		≤ 2.0%	0%	0

Barrier Type	Weight	Category	Value	Score
Gutter Slope	6	≥ 9.0%	100%	6
		6.7% - 8.9%	75%	4.5
		5.4% - 6.6%	50%	3
		5.1% - 5.3%	25%	1.5
		≤ 5.0%	0%	0
Bottom Landing Cross Slope	6	>9.0%	100%	6
		5.0% - 8.9%	75%	4.5
		2.9% - 4.9%	50%	3
		2.1% - 2.8%	25%	1.5
		≤ 2.0%	0%	0
Bottom Landing Slope	6	≥ 9.0%	100%	6
		5.0% - 8.9%	75%	4.5
		2.9% - 4.9%	50%	3
		2.1% - 2.8%	25%	1.5
		≤ 2.0%	0%	0
Bottom Landing Length	6	≤ 32.9"	100%	6
		33" - 35.9"	75%	4.5
		36.0" - 41.9"	50%	3
		42.0" - 47.9"	25%	1.5
		≥ 48"	0%	0
Total Weight	**100**			

*Top Landing Running Slope that matches or is less than the street grade is considered compliant and therefore should receive a score of 0.

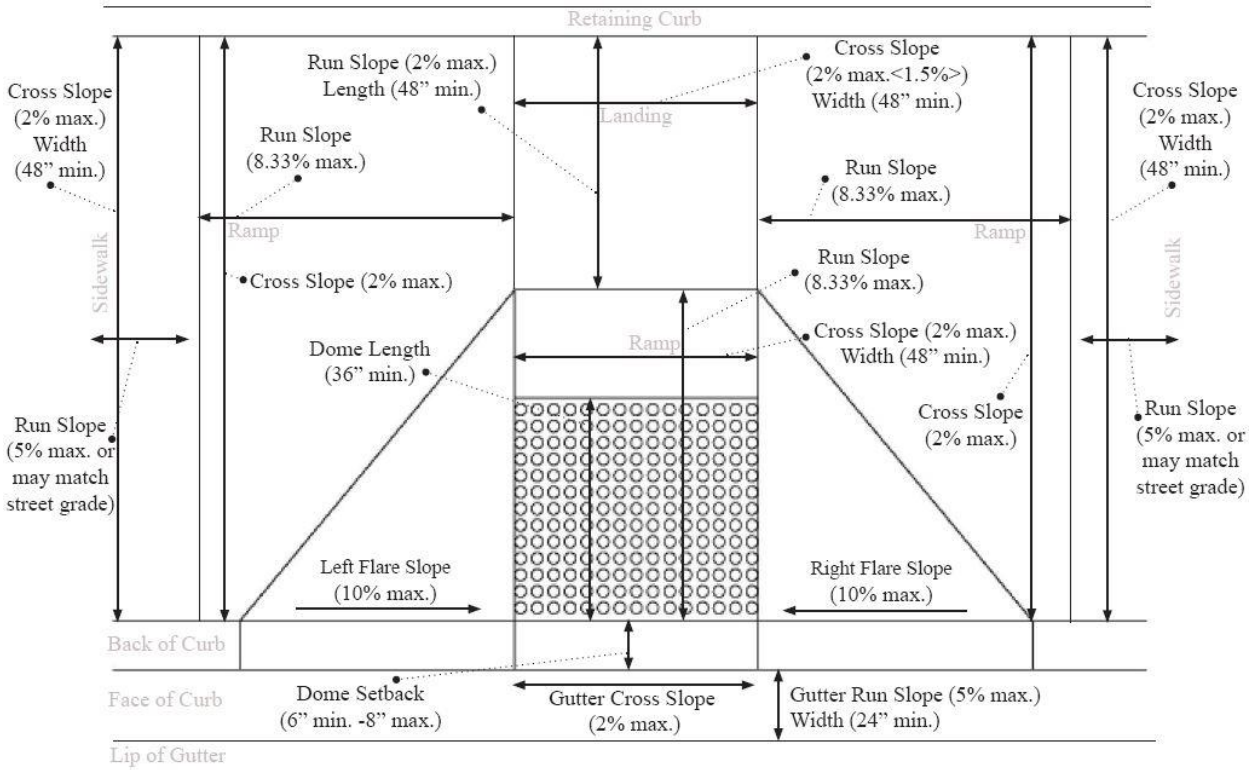

Figure 3: Curb Ramp Measurements and Components Diagram (Combination)

The following categories are used to rate a Barrier Score for Curb Ramps (Combination):

Table 5: Barrier Score Category Breakdown for Curb Ramps (Combination)

Barrier Type	Weight	Category	Value	Score
Width of Ramp (Right)	6	≤ 32.9"	100%	6
		33" - 35.9"	75%	4.5
		36.0" - 41.9"	50%	3
		42.0" - 47.9"	25%	1.5
		≥ 48"	0%	0
Width of Ramp (Left)	6	≤ 32.9"	100%	6
		33" - 35.9"	75%	4.5
		36.0" - 41.9"	50%	3
		42.0" - 47.9"	25%	1.5
		≥ 48"	0%	0
Alignment with Marked Crosswalk	5	No	100%	5
		Yes	0%	0
Slope of Ramp (Right)	5	≥ 15%	100%	5
		12.5% -14.9%	75%	3.75
		10.0% - 12.4%	50%	2.5
		8.4% - 9.9%	25%	1.25
		≤ 8.3%	0%	0
Slope of Ramp (Left)	5	≥ 15%	100%	5
		12.5% -14.9%	75%	3.75
		10.0% - 12.4%	50%	2.5
		8.4% - 9.9%	25%	1.25
		≤ 8.3%	0%	0
Slope of Ramp (Combination)	5	≥ 15%	100%	5
		12.5% -14.9%	75%	3.75
		10.0% - 12.4%	50%	2.5
		8.4% - 9.9%	25%	1.25
		≤ 8.3%	0%	0
Cross Slope of Ramp (Right)	5	≥ 7.0%	100%	5
		5.0% - 6.9%	75%	3.75
		2.9% - 4.9%	60%	2.5
		2.1% - 2.8%	30%	1.25
		≤ 2.0%	0%	0
Cross Slope of Ramp (Left)	5	≥ 7.0%	100%	5
		5.0% - 6.9%	75%	3.75

Barrier Type	Weight	Category	Value	Score
		2.9% - 4.9%	60%	2.5
		2.1% - 2.8%	30%	1.25
		≤ 2.0%	0%	0
Cross Slope of Ramp (Combination)	5	≥ 7.0%	100%	5
		5.0% - 6.9%	75%	3.75
		2.9% - 4.9%	60%	2.5
		2.1% - 2.8%	30%	1.25
		≤ 2.0%	0%	0
Top Landing Running Slope (Right)*	4	≥ 9.0%	100%	4
		5.0% - 8.9%	75%	3
		2.9% - 4.9%	50%	2
		2.1% - 2.8%	25%	1
		≤ 2.0%	0%	0
Top Landing Running Slope (Left)*	4	≥ 9.0%	100%	4
		5.0% - 8.9%	75%	3
		2.9% - 4.9%	50%	2
		2.1% - 2.8%	25%	1
		≤ 2.0%	0%	0
Top Landing Cross Slope (Right)	5	≥ 9.0%	100%	5
		5.0% - 8.9	75%	3.75
		2.9% - 4.9%	50%	2.5
		2.1% - 2.8%	25%	1.25
		≤ 2.0%	0%	0
Top Landing Cross Slope (Left)	5	≥ 9.0%	100%	5
		5.0% - 8.9	75%	3.75
		2.9% - 4.9%	50%	2.5
		2.1% - 2.8%	25%	1.25
		≤ 2.0%	0%	0
Truncated Domes	5	No	100%	5
		More than 2” each side	60%	3
		Yes	0%	0
Gutter Lip (Transition from Gutter to Ramp)	5	≥ 1"	100%	5
		0.75" - .99"	75%	3.75
		0.5" - .74"	50%	2.5
		0" - 0.49"	25%	1.25
		Flush	0%	0
Cross Slope of Gutter	5	≥ 9.0%	100%	5

Barrier Type	Weight	Category	Value	Score
		5.0% - 8.9%	75%	3.75
		2.9% - 4.9%	50%	2.5
		2.1% - 2.8%	25%	1.25
		≤ 2.0%	0%	0
Gutter Slope	5	≥ 9.0%	100%	5
		6.7% - 8.9%	75%	3.75
		5.4% - 6.6%	50%	2.5
		5.1% - 5.3%	25%	1.25
		≤ 5.0%	0%	0
Bottom Landing Cross Slope	5	>9.0%	100%	5
		5.0% - 8.9%	75%	3.75
		2.9% - 4.9%	50%	2.5
		2.1% - 2.8%	25%	1.25
		≤ 2.0%	0%	0
Bottom Landing Slope	5	≥ 9.0%	100%	5
		5.0% - 8.9%	75%	3.75
		2.9% - 4.9%	50%	2.5
		2.1% - 2.8%	25%	1.25
		≤ 2.0%	0%	0
Bottom Landing Length	5	≤ 32.9"	100%	6
		33" - 35.9"	75%	4.5
		36.0" - 41.9"	50%	3
		42.0" - 47.9"	25%	1.5
		≥ 48"	0%	0
Total Weight	**100**			

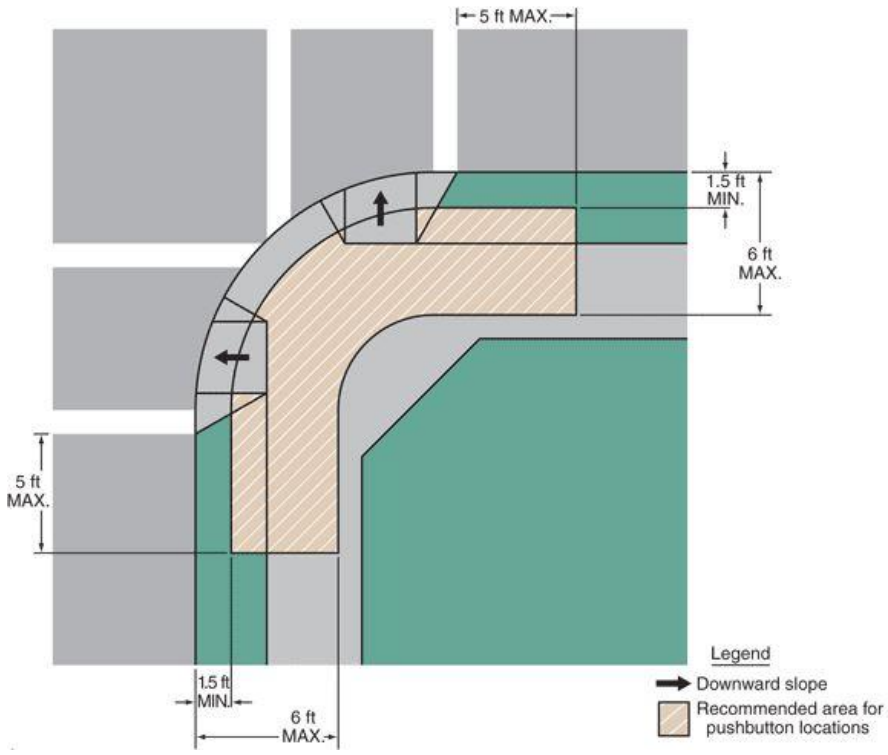

Figure 4: Pedestrian Signal Location Diagram

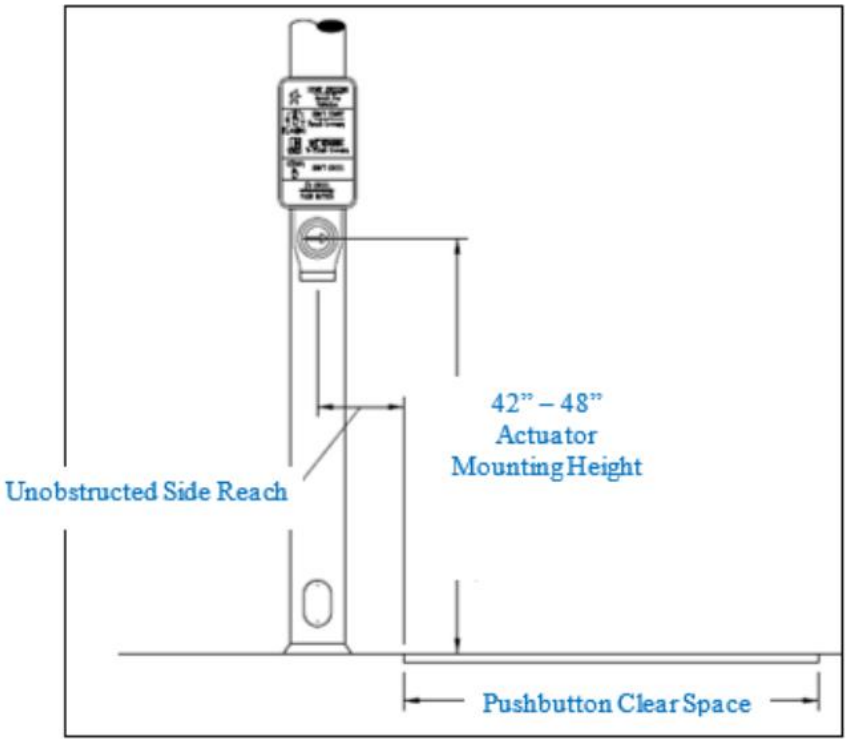

Figure 5: Pedestrian Signal Pole Diagram

(Image Obtained from Google)

The following categories are used to rate a Barrier Score for Pedestrian Signals

Table 6: Barrier Score Category Breakdown for Pedestrian Signals

Barrier Type	Weight	Category	Value	Score
Clear Floor Slope	6.5	≤ 2.0%	0%	0
		2.1% - 3.9%	25%	1.625
		4.0% - 6.9%	50%	3.25
		7.0% - 9.9%	75%	4.875
		≥ 10.0%	100%	6.5
Clear Floor Cross Slope	6.5	≤ 2.0%	0%	0
		2.1% - 3.9%	25%	1.625
		4.0% - 6.9%	50%	3.25
		7.0% - 9.9%	75%	4.875
		≥ 10.0%	100%	6.5
Button Height (from ground to center of button)	6.5	> 58.1"	100%	6.5
		< 42"	50%	3.25
		48.1" - 58"	50%	3.25
		42" - 48"	0%	0
Button Reach (from Clear Floor Space)	6.5	>25.01"	100%	6.5
		20.01" - 25"	75%	4.875
		15.01" - 20"	50%	3.25
		10.01" - 15"	25%	1.625
		< 10"	0%	0
Button Pressure (force required to push button)	6.5	≥ 10 lbs	100%	6.5
		6 lbs - 9 lbs	50%	3.25
		≤ 5 lbs	0%	0
Button Diameter	6.5	≤ 0.5"	100%	6.5
		1.9" - 0.6"	50%	3.25
		≥ 2"	0%	0
Accessible Path (to button)	6.5	No	100%	6.5
		Yes	0%	0
Clear Floor Space (30"x 40" area adjacent to button)	9	No	100%	9
		Yes	0%	0
Closed Fist Operation (able to push button with more than just a finger)	6.5	No	100%	6.5
		Yes	0%	0
	6.5	No	100%	6.5

Button Visual Contrast (light on dark background)		Yes	0%	0
Barrier Type	**Weight**	**Category**	**Value**	**Score**
Button Vibrotactile (button vibrates)	6.5	No	100%	6.5
		Yes	0%	0
Audible Walk Indicator	6.5	No	100%	6.5
		Speech	0%	0
		Chirp	0%	0
		Audible Tone	0%	0
Button Locator Tone	6.5	No	100%	6.5
		Yes	0%	0
Tactile Directional Arrow	6.5	No	100%	6.5
		Not Tactile	50%	3.25
		Yes	0%	0
Within 5 ft from Crosswalk	3	NO	100%	3
		YES	0%	0
1.5 - 6.0 ft from Curbline	2.5	NO	100%	2.5
		YES	0%	0
10 ft Minimum Separation between Buttons	1	<10ft	100%	1
		>10ft or N/A	0%	0
Total Weight	**100**			

Priority Score

The Priority Score is a summation of both a feature's Activity Score and Barrier Score and is used as a criterion in planning out schedules for the order of barrier mitigation work.

Activity Score + Barrier Score = Priority Score

The Priority Score is rated on a scale of 0 to 200, with 0 being a feature that should have no priority for barrier mitigation work and 200 being a feature which should be at the forefront of any planned barrier mitigation work that uses funds dedicated solely for mitigating accessibility barriers identified in an ADA Transition Plan.

The Priority Score is designed to be equal in scale across the four primary features surveyed in the PROW (sidewalks, curb ramps, pedestrian signals, and bus stops), i.e. a Priority Score of 200 given to a curb ramp is equal to a Priority Score of 200 given to a sidewalk.

Note that the Priority Score serves as only one methodology for creating a schedule. Other methods and criteria can be used (and is encouraged) as the basis for forming a schedule including: 1) barriers identified by constituents through a special request, 2) barriers that overlap with a project already funded and scheduled, 3) barriers that can be resolved internally with maintenance staff, 4) grouping work geographically for cost efficiency, 5) etc.

Documentation for any additional methodology should be kept on record for justifying a barrier mitigation schedule.

APPENDIX F: PRIORITIZATION CRITERIA FOR BARRIER MITIGATION – FACILITIES

Table of Contents

i. **Definitions**

ii. **Priority Score**
Table 1: Priority Score Breakdown

iii. **Severity Score**

Definitions

Access Compliance Survey – Process taken to fulfill the requirements of a Transition Plan, by surveying and identifying physical barriers which impede accessibility to a program or service provided to the public.

Curb Ramp – A ramp graded down from the top surface of a sidewalk to the surface of an adjoining street to provide connectivity within the Public Rights-of-Way.

Facility – A place housing a program or service for the public.

Feature – An element provided in the Public Rights-of-Way, including public sidewalks and streets, crosswalks, curb ramps, street furnishings, pedestrian signals, parking, etc. The four main features surveyed are 1) sidewalks, 2) curb ramps, 3) pedestrian signals, and 4) bus stops

Pedestrian Signal – Devices used at signalized intersections to notify pedestrians when it is safe to cross the street.

PROW – *Refer to definition of "Public Rights-of-Way (PROW)"*

Public Rights-of-Way (PROW) – Public infrastructure such as streets, roads, or walkways under the responsibility or authority of a public entity, such as a City or County.

Self-Evaluation – A review of a public entity's policies, procedures, and practices in meeting the programmatic requirements of Title II of the Americans with Disabilities Act. The findings of the review and the modifications made as a result must be compiled and shall be made available for public inspection.

Title I – Regulations from the Americans with Disabilities Act specific to employment.

Title II – Regulations from the Americans with Disabilities Act specific to State and local government entities, including City and County governments.

Title III – Regulations from the Americans with Disabilities Act specific to areas of public accommodations and commercial facilities.

Transition Plan - A living document that inventories the physical barriers identified which impede accessibility to a public entity's programs and services. The document will identify solutions to mitigate the barriers and set forth the steps necessary to achieve compliance via a timeline or schedule, and designate an official responsible to maintain and update the document. The document is a requirement of the Americans with Disabilities Act and shall be made current and available for public inspection.

Priority Score

A Priority Score is a rating that rates the relative importance of addressing a barrier according to its impact upon the disabled population. The score considers the expected frequency of use and frequency of contact that the barrier will have with the public based on its location within a facility and where the public have access to.

The Priority Score is rated on a score ranging from 1 to 4, 1 being the highest priority, which are barriers that are expected to be in contact with the public consistently, and 4 being the lowest priority, which are barriers with minimal contact by the public. The scoring for the Priority Score is based on the following:

Table 1: Priority Score Breakdown

Priority 1	**Areas of basic public access**
	Accessible routes from site entry points to an accessible building entrance of the program location (EX. walks, ramps, accessible parking spaces, curb ramps, crosswalks at vehicular ways, passenger loading zones, etc.)
	Accessible route from accessible building entrances to “first contact points” (EX. information counters, public lobbies, elevators)
Priority 2	**Access to critical spaces of program function**
	(EX. Classrooms, assembly areas, meeting rooms, public offices, etc.)
Priority 3	**Access to public common areas that support program functions**
	(EX. Restrooms, drinking fountains, public telephones, etc.)
Priority 4	**Staff only areas not expected to be accessed by the public**

Severity Score

A Severity Score is a rating of the degree of deviation that the existing barrier has in comparison to applicable standards and the reparability of mitigating the barrier.

The Severity Score is rated on a score ranging from 1 to 4, 1 being the highest severity, and 4 being the lowest severity. Severity Scores are assigned on a case-by-case basis depending on the type of barrier and the most cost-effective solution to mitigate the barrier.

APPENDIX G: UNIVERSAL DESIGN ELEMENTS AND GUIDELINES

City of Chowchilla Self-Evaluation &Transition Plan

Sally Swanson Architects, Inc. (SSA) is honored to present this Universal Access Guidelines Manual to the City of Chowchilla for review and comment. Evidenced through its efforts, the City of Chowchilla is profoundly committed to furthering Universal Design (UD) and encourages its architects, product designers and environmental design researchers to integrate UD concepts into their work.

The Universal Access Guidelines Manual is not an Access Compliance Manual. While much has been written about Universal Design (UD), it is often equated with Access Compliance; the two concepts are, however, very different. The purpose of accessibility laws is to eliminate barriers in the built environment for use by persons with disabilities. UD, on the other hand, provides improved usability and safety for all members of the community. The goal of UD is to extend the benefits of accessible design to everyone and recognize that improved usability enhances the value of the built environment for all users.

Universal Design Elements

The guidelines concisely present the most common Universal Design (UD) elements and will provide the basis for implementing UD standards across all City facilities. The eight (8) elements of Universal Design are presented here, in the following format: name of the elements and definition/key factors of the elements. (Note: all elements may not be relevant to all design and should be reviewed on a case-by-case basis to select an appropriate UD methodology.)

ELEMENT ONE: Body Fit

- Accommodates a wide range of body sizes and abilities
- Supports various sizes and functions of the body
- Addresses differences in space clearances needed to accomplish tasks, including space for assistive devices
- Supports differences in fields of view

ELEMENT TWO: Comfort

- Supports desirable limits of body function and perception
- Addresses a user's ability to exert initial force, repetitive motion, and/or stamina
- Considers reaction and response time

- Supports maintenance of thermal equilibrium

ELEMENT THREE: Awareness

- Addresses differences in perceptual abilities
- Provides fail-safe features to protect against errors and mistakes
- Supports compatibility with assistive devices (e.g. hearing aids, white canes)
- Addresses the desired level of sound compared to the level of background noise

ELEMENT FOUR: Understanding

- Addresses complexity in operations or information
- Prioritizes information needed for implementation of actions
- Communicates safety and risk features
- Focuses on literacy and language skills

ELEMENT FIVE: Wellness

- Provides proper hygiene in areas associated with risk of contamination
- Provides for rapid assistance in an emergency; protection from safety/security risk
- Supports choices for active and healthy living
- Protects from environmental hazards

ELEMENT SIX: Social Integration

- Equally accessible by everyone
- Individual's use of a building shall be the same (e.g. providing accessible entries to buildings)
- Shall not isolate or stigmatize any user; supports cultural attitudes and values
- Shall not privilege one group over another
- Options for multiple languages are provided

ELEMENT SEVEN: Personalization

- Supports the provision of choices and alternatives
- Addresses user control over the environment
- Supports user independence to minimize inconvenience
- Control over exposure and personal information

ELEMENT EIGHT: Contextual Appropriateness

- Supports valued traditions and culturally based interpretations
- Fits within and/or improves upon the local physical context

- Acknowledges diversity and ensures usability by all
- Provides adequate space necessary to enable equal use

Universal Design Guidelines

This section provides general guidelines designed to expand the usability of City buildings, its site, and amenities. These guidelines will shape the planning, design and management of facilities accessibility for all users. The following approaches in adopting appropriate Universal Design for the City's facilities is recommended:

a. Develop an appropriate methodology to encourage the involvement of the City project team to accelerate the interest and adoption of the Universal Design Guidelines in the development of buildings and spaces.

b. Selecting Sample Cases from existing access surveys for the development of Universal Design Guidelines:

1. The first part of the project will sum up the City project team's findings in terms of the incorporation of the Americans with Disabilities Act Accessibility Guidelines (ADAAG) on the selected Sample Cases.

    - Review and evaluate status of current ADA related documents and studies, written and electronic documents and reports, including Transition plans. Address buildings, site, POT's, nodes of accessibility.

    - Take into consideration all construction work that has been performed on site but was not represented in the documents.

2. The second part of the project will assess the Sample Cases in terms of the incorporation of the eight (8) elements of Universal Design; recommend specific approach to Universal Access Guidelines for the structures on site and take into consideration:

SITE ELEMENTS

- Site Entrances and Exits
- Site Circulation
- Transit and Parking

- Building Relationships
- Outdoor Amenities

BUILDING ELEMENTS

- Building Entrances and Exits
- Building Circulation Systems
- Space Relationships
- Assembly Spaces
- Restrooms
- Bookstore Product Displays
- Information Transaction Kiosks
- Workstations
- Indoor Amenities
- Food Service Facilities

SUPPORT AND EDUCATIONAL SERVICES

- Educational Service Areas
- City Web Presence
- Telephone Service
- Access to Instructional Material

FACILITIES MANAGEMENT

- Parking and Transit Policies
- Building Maintenance
- Life Safety and Evacuation Plan Recycling

3. The project will conclude with a rating of the Sample Cases in terms of their overall impact on the comfort and well-being of diverse users, and a proposal for specific guidelines relative to the Universal Design Principles that will complement existing accessibility standards by encouraging the incorporation of features that will increase usability, safety and health for a diverse end user population.

APPENDIX H: PUBLIC COMMENTS